

**[Report 1966] / School Medical Officer of Health, Breconshire County Council.**

**Contributors**

Breconshire (Wales). County Council.

**Publication/Creation**

1966

**Persistent URL**

<https://wellcomecollection.org/works/mw4byd5r>

**License and attribution**

You have permission to make copies of this work under a Creative Commons, Attribution license.

This licence permits unrestricted use, distribution, and reproduction in any medium, provided the original author and source are credited. See the Legal Code for further information.


Image source should be attributed as specified in the full catalogue record. If no source is given the image should be attributed to Wellcome Collection.



Wellcome Collection  
183 Euston Road  
London NW1 2BE UK  
T +44 (0)20 7611 8722  
E [library@wellcomecollection.org](mailto:library@wellcomecollection.org)  
<https://wellcomecollection.org>

Ack'd 24/11/67

Public Health



**FIFTY-SIXTH**  
**ANNUAL REPORT**


OF THE


**Principal School Medical Officer**

TO THE EDUCATION COMMITTEE  
OF THE BRECONSHIRE COUNTY COUNCIL

**1966**

R. GERWYN EVANS, B.Sc., M.B., B.Ch., D.P.H.  
PRINCIPAL SCHOOL MEDICAL OFFICER





---

---

**FIFTY-SIXTH**

**ANNUAL REPORT**

OF THE

**Principal School Medical Officer**

TO THE EDUCATION COMMITTEE  
OF THE BRECONSHIRE COUNTY COUNCIL

**1966**

R. GERWYN EVANS, B.Sc., M.B., B.Ch., D.P.H.  
PRINCIPAL SCHOOL MEDICAL OFFICER

---

---

# CONSTITUTION OF SCHOOL MEDICAL SERVICES

## SUB-COMMITTEE, YEAR 1966/67

---

Chairman:

Alderman T. R. Jones, The Darren, Darenfelen Road, Brynmawr

- Coun. E. R. Morgan, Cranleigh, Camden Road, Brecon.  
Coun. J. E. Lewis, Forest Lodge Farm, Libanus, Nr. Brecon.  
Coun. F. H. Jones, 95 The Struet, Brecon.  
Coun. C. R. Rich, Highwood, Camden Road, Brecon.  
Coun. E. D. Morgan, Pantycorred, Garthbrengy.  
Coun. Anthony Rees, Warwick House, Warwick Road, Brynmawr.  
Coun. J. Gunter, B.E.M., Waenavon, Llanelly Hill.  
Coun. T. M. Lewis, Duffryn Mawr, Gilwern.  
Coun. W. J. Morris, Rhyscae, Church Road, Gilwern.  
Coun. T. H. O. Thomas, Talwrnmaenog, Llanwrthwl.  
Coun. F. Lamacraft, Llwynowen, Beulah (Deceased).  
Coun. Major H. W. J. Llewellyn, M.C., Glanyrafon, Llangynidr.  
Coun. E. J. Curtis, 41, Lansbury Road, Brynmawr.  
Coun. Mrs J. M. Watkeys, Tynycoed, High St., Cefn Coed.  
Coun. C. I. Davies, 6. South Terrace, Cefn Coed.  
Coun. G. H. Wood, 2, Mount Pleasant Gardens, Brecon.  
Coun. W. J. Millichap, Tregunter Lodge, Talgarth.  
Coun. J. V. Like, Skynlais House, Church Street, Hay-on-Wye.  
Coun. M. L. Bourdillon, Llwyn Madoc, Llanwrtyd Wells.  
Coun. F. D. Jones, 38. Station Road, Hirwaun.  
Coun. W. J. G. Evans, 4, Tanyrgarth, Abercrave.  
Coun. J. E. Davies, Llwynewtrach, Glangrwyney.  
Coun. Emrys Jones, 24, William Street, Glanrhyd, Ystradgynlais.  
Coun. A. Evans, Gwys House, Upper Cwmtwrch, Swansea.  
Coun. W. D. Price, Lion Inn, Defynock  
Coun. R. Morgan, Eirianfa, Derwen Road, Ystradgynlais  
Mrs. Gwanwyn Evans, Lower Ffynant, Aberyscir, Brecon.  
Mrs. M. C. Pryce, Old Town Hall Chambers, Brynmawr.  
Mrs. O. M. Evans, Coed Owen, Cwmtaff, Nr. Merthyr Tydfil.  
Mr. W. O. Davies, School House, Libanus.  
Mrs. J. M. Williams, The Vicarage, Church St., Hay-on-Wye.  
Mrs. E. M. Jenkins, Warwick House, Warwick Road, Brynmawr  
Mrs. F. P. M. Morgan, Pantycorred, Garthbrengy.

# STAFF OF SCHOOL MEDICAL SERVICES DEPARTMENT

---

**Principal School Medical Officer:**

\*R. G. Evans, B.Sc., M.B., B.Ch., D.P.H.

**Deputy Principal School Medical Officer:**

\*J. K. Jones, L.M.S.S.A., D.P.H.

**School Medical Officers:**

C. M. Evans, B.Sc., M.R.S.C., L.R.C.P. (Retired—31/5/66).

M. W. Evans, B.Sc., M.B., B.Ch., M.R.C.S., L.R.C.P.  
(Commenced—16/6/66).

**School Medical Officer and District Medical Officer of Health:**

\*Creighton E. Edwards, B.Sc., M.B., B.Ch., D.P.H.

\*Approved for the ascertainment of educationally subnormal pupils.

**Principal School Dental Officer:**

J. H. Sutcliffe, L.D.S.

**School Dental Officer:**

P. J. George, L.D.S.

**Speech Therapist:**

VACANCY.

**Nursing Staff:**

**Superintendent Nursing Officer:**

Miss E. M. Main, R.S.C.N., S.R.N., S.C.M., H.V.Cert., Q.N., Certificate  
of Nursing Administration (Public Health).

**School Nurses (Part Time):**

Mrs. M. Probert, S.R.N., S.C.M., H.V.Cert.	Brecon.
Miss M. L. Evans, S.R.N., S.C.M., H.V.Cert.	Brecon.
Mrs. J. Silk, S.R.N., S.C.M., H.V.Cert.	Crickhowell.
Mrs. S. E. J. Rees, S.R.N., H.V.Cert.	Brynmawr.
Mrs. C. M. Bowen, S.R.N., S.C.M., H.V.Cert.	Hay.
Miss S. M. Thickens, S.R.N., S.C.M., H.V.Cert.	Cefn Coed.
Miss C. Williams, S.R.N., S.C.M., H.V.Cert.	Ystradgynlais.
Mrs. E. G. Thomas, S.R.N., S.C.M., H.V.Cert., Q.N.	Ystradgynlais.
Miss E. G. Jones, S.R.N., S.C.M., H.V.Cert. (on Mental Health Course)	Llanwrtyd.
Miss M. M. Wyatt, S.R.N., S.C.M., H.V. Cert.	Builth.
Miss G. L. Ward, S.R.N., S.C.M., H.V.Cert.	Brecon.
Mrs. M. A. Francis, S.R.N., S.C.M., H.V.Cert. (temporary) Transferred to Llanwrtyd area on 12.9.66	Vaynor.
†Mrs. I. M. Williams, S.R.N., S.C.M.	Brynmawr.

† Undertakes School Nursing under dispensation by Welsh  
Board of Health.

**Administrative Staff:**

Chief Clerk: Mr. R. I. Jones

Senior Clerk: Mr. R. E. Page.

School Medical Services Clerk: Mr. T. Jones

**Consultant Staff of the Welsh Hospital Board who provide Specialist Services for the Education Committee:**

**Chest Physicians:**

D. Ivor Williams, M.B., Ch.B.

L. Erin, M.R.C.S. (Eng.), L.R.C.P. (London).

R. G. Prosser Evans, M.R.C.S., L.R.C.P.

M. I. Jackson, M.R.C.S., L.R.C.P.

S. Keidan. M.B., Ch.B.

**Ophthalmic:**

G. W. Hoare, M.A., M.B., B.Chir., F.R.C.S., L.R.C.P., D.O.M.S.

F. G. Hibbert, M.B., Ch.B., M.D., F.R.C.S., D.O.M.S.

**Orthopaedic:**

E. R. Treasure, M.B., B.Ch., F.R.C.S.

**Psychiatry:**

G. Diggle, M.B., Ch.B., M.R.C.P., D.P.M.

**TO THE CHAIRMAN AND MEMBERS OF THE  
BRECONSHIRE EDUCATION COMMITTEE**

---

Mr. Chairman, Ladies and Gentlemen—

I have the honour to present to you the Fifty-sixth Annual Report of the School Medical Services in the County, during the year ending 31st December, 1966.

The health of Breconshire's school population is very satisfactory indeed.

During the year, 1,003 children attending Primary Schools were medically examined, and 1,425 children who were attending County Grammar and County Secondary Schools.

Of these 2,428 children, no child was found to be unsatisfactory medically.

**Handicapped Pupils—Special Schools.**—In parts VI and VII appended to this report will be found full details of handicapped children in the County, including those for whom places have been found in Special Schools.

**Education Act, 1944, Section 57.**—During the year twelve children were referred by the School Medical Services Sub-Committee to the Local Health Authority under Section 57 of the Education Act, 1944, as being unsuitable for education in school.

**School Closures.**—No schools were closed on account of infectious disease during the year.

This introduction would be incomplete without reference to the co-operation and ready assistance afforded by the Chief Education Officer and his teaching and administrative staff, and the loyal and conscientious service rendered by the medical, nursing and clerical staff of the School Health Service.

Once again, I express my appreciation to the Chairman and members of the Education Committee for their continued support.

I have the honour to be,

Mr. Chairman, Ladies and Gentlemen,

Your obedient servant,

R. G. EVANS,  
Principal School Medical Officer.

County Health Department,  
The Watton, Brecon.  
1967.



## BRECONSHIRE SCHOOL CLINICS.

Address of Clinic	Special Clinics (Minor Ailments) Etc.	Orthopaedic	Dental
Clinic, Watton Offices, Brecon	1st and 2nd Wednesdays in month p.m.	Fridays p.m.	Fridays
Clinic, Lower Bailey Street, Brynmawr	2nd and 4th Mondays in the month a.m.	1st, 2nd, 3rd and 5th Mondays p.m.	Mondays
School Clinic, Derwen Road, Ystradgynlais	1st and 3rd Mondays in the month a.m.	Wednesdays p.m.	Mondays
Clinic, Park Road, Builth Wells	2nd and 4th Wednes- days in the month a.m.	4th Monday in the month a.m.	2nd and 4th Thursdays in the month, p.m.
School Clinic, Brewery Lane, Cefn Coed	3rd Wednesday in the month a.m.	1st Thursday in the month p.m.	1st and 3rd Tuesdays in the month.
Clinic, Town Hall, Talgarth	—	1st Tuesday in the month p.m.	—
Clinic, Market Hall, Crickhowell.	1st Wednesday in the month a.m. 3rd Wednesday in the month p.m.	3rd Thursday in the month p.m.	1st and 3rd Tuesdays p.m.
Clinic, Oxford Road, Hay-on-Wye	2nd Wednesday in the month p.m.	4th Thursday in the month a.m.	—

In addition to the above sessions provided by the Authority the County Ophthalmic Surgeons attend when required at the Brecon, Brynmawr, Builth and Ystradgynlais Clinics, and the Orthopaedic Specialist attends at the Brecon Clinic when required.

## TABLE OF PRIMARY AND SECONDARY AND COUNTY GRAMMAR SCHOOL CHILDREN

Number of Departments	.. 89
Number of Scholars on the Roll	.. 9132

### DIPHTHERIA IMMUNISATION.

Number of children immunised by the Council's Medical Officers and by General Practitioners during the year ended 31st December, 1966:—

	Year of birth.					Others. under 16.	Total.
	1966.	1965.	1964.	1963.	1959-62.		
Primary doses	249	280	37	13	146	51	776
Re-inforcing doses	1	265	261	32	644	458	160

### PRIMARY SCHOOLS.

Number of Children examined:—

Routine Inspections	.. 1003
Special Inspections	.. 82
Re-Inspections	.. 283
Totals	.. <u>1368</u>

### SECONDARY AND COUNTY GRAMMAR SCHOOLS.

Number of Children examined:—

Routine Inspections	.. 1425
Special Inspections	.. 52
Re-Inspections	.. 195
Totals	.. <u>1672</u>

### TREATMENT OF VISION.

#### Table of Cases Examined by the Consultant Ophthalmic Surgeons.

No. of cases seen			No. of cases for whom glasses were prescribed
New cases	Re-inspections	Total	
76	189	265	148

## Table of Cases seen by the Deputy County Medical Officer and Assistant Medical Officer.

No. of cases tested  
144

No. for whom spectacles prescribed  
58

No. referred to Eye Specialist.

---

### EYE OPERATIONS.

Cases of eye operation are now referred by Mr. G. W. Hoare, F.R.C.S., the County Ophthalmic Surgeon, to Panteg Hospital, Griffithstown, Mon.

Details of the children operated on in 1966 are as follows :

Date.	No. of children operated upon	Type of operation.
26. 4.66	1	Right Recession and Resection.
5. 5.66	1	Right Motais Operation.
25. 7.66	1	Bilateral Medical Rectus.
2.11.66	1	Right Recession and Resection.
10.12.66	1	Bilateral Medical Recession.
<hr/>		
Total	5	

Cases in the Ystradgynlais Area are now examined and treated by Mr. F. G. Hibbert, F.R.C.S., Consultant Ophthalmic Surgeon from Swansea Hospital and any children whom he considers to require operative treatment are referred directly by him to Swansea Hospital.

### ORTHOPTIC TREATMENT.

The Orthoptist employed at the Brecon Hospital continues to treat children referred to her by Mr. Hoare from his School Clinics and this work has increased to such an extent that the Orthoptist now attends at the Hospital more often than the one session per week originally allotted for this work when the scheme first commenced in 1960. This arrangement for orthoptic treatment for our children works very satisfactorily.

Cases in the Ystradgynlais Area who need Orthoptic treatment are now dealt with at Swansea General Hospital under Mr. Hibbert's supervision thus avoiding the necessity of having to travel regularly to Brecon Hospital for this purpose.

Orthoptists are also employed at Merthyr General Hospital and the Royal Gwent Hospital, Newport, and these facilities can be used by Breconshire children if required.

## ORTHOPÆDIC SCHEME.

A number of children were seen by the Orthopædic Surgeon, Mr. Roy Treasure, F.R.C.S., at the monthly clinics held at Brecon Hospital, when your Orthopædic Nurse attends to assist the Specialist by arrangement with the Regional Hospital Board.

By arrangement with the Regional Hospital Board, Mr. Treasure held Orthopædic Clinics at the Brecon Clinic on 4 occasions during 1966.

The details of school-children seen at these clinics are given below. These figures do not include children of under-school age who were seen.

Centre—Brecon.	Consultant—Mr. R. Treasure, F.R.C.S.	15.3.66.	21.6.66.	20.9.66.	20.12.66
1. No. called up for examination ...		21	20	19	13
2. No. present and examined ...		18	14	17	9
3. No. found not to require treatment ...		7	7	14	6
4. No found to require domiciliary or clinic treatment ..		11	6	3	3
5. No. found to require hospital treatment		2	—	—	—
6. No for X-rays ...		3	5	1	2
7. No. recommended to see Consultant again ..		—	1	—	1

## REPORT ON THE SCHOOL DENTAL SERVICE, 1966 BY THE PRINCIPAL SCHOOL DENTAL OFFICER, MR. J. H. SUTCLIFFE, L.D.S.

I have the honour to present to you a report on the School Dental Service for the year ending 31st December, 1966.

The staff of two dental officers remains unchanged. There were, however, changes in the staff of dental surgery assistants. Miss A. Lane being appointed following the resignation of Miss E. Abraham and Miss B. Roberts being appointed following the retirement of Miss M. Anthony. The vacancy for a third dental officer remains unfilled.

As in previous years regular fixed clinics have been held at Brecon, Brynmawr, Builth Wells, Cefn Coed and Ystradgynlais and additional sessions held following routine inspections in adjacent schools. The clinics at Crickhowell, Hay and Tirabad have been visited for treatment following routine inspections.

Continuing the programme of modernisation, new equipment was installed at Brecon Clinic. This comprises, X-ray unit, air turbine drill, dental cabinet and dental chair. Additional items of equipment were installed as follows.

Cefn—operating light and air turbine drill.

Builth—operating light, air turbine drill and X-ray.

This following the installation of new equipment at Brynmawr and Ystradgynlais in 1965 has resulted in greatly improved working conditions. This is of great importance if newly qualified dental surgeons are to be attracted to the School Dental Service.

The treatment figures given in Part IV show little deviation from those of 1965 though the percentage of children found to require treatment on inspection has again fallen. 50% of children inspected were found to require treatment compared with 57% in 1965. This could be partly accounted for by the fact that more children appear to be receiving regular treatment through the general dental service though there are no figures to confirm this impression.

25 sessions were devoted to dental health education compared with 16 sessions in 1965. These figures do not account for the time spent in chairside talk on dental care to which great importance is attached, particularly when the parent is present.

This report would be incomplete without reference to the valuable co-operation received from Head Teachers and their Staffs.

---

## **POLIOMYELITIS VACCINATION.**

This is a service provided under Section 26 of the National Health Service Act. I would, however, like to express my appreciation to the Head Teachers of schools in the County for their co-operation in allowing pupils to attend at the Clinics for vaccination.

During the year the age range of persons eligible for vaccination remained at 6 months to 40 years, and open sessions were held at the various centres in the County. In addition a certain amount of vaccination was carried out by general practitioners on their own patients.

In April, 1961, the Ministry recommended that a fourth dose should be given to school children between the ages of 4 years and 12 years and this policy was continued in Breconshire during 1966.

I give below the figures of children between 4 years and 16 years of age who had been vaccinated by the end of the year:—

No. of children born between 1950 and 1962 inclusive who had received three injections of Salk Vaccine or 3 doses of Oral Vaccine up to the end of 1966 .. 8,861

Of these children, number (born between 1950 and 1962) who had received four injections by the end of 1966 (or three injections and one oral dose or four oral doses) .. 7,722

In addition, the issue of oral vaccine (Sabin) was commenced by the Ministry in 1962 and this was brought into use in our clinics, where patients now have the option of either Salk vaccine injections or Sabin oral vaccine which is taken with sugar or syrup. The primary course of oral vaccine consists of three doses given at monthly intervals whereas the primary course of Salk vaccine consists of 2 injections at an interval of three weeks; this is followed at an interval of 7 months by a third re-inforcing injection.

### **B.C.G. VACCINATION AND TUBERCULOSIS.**

In 1959 proposals were submitted by the County Council to the Welsh Board of Health for the extension of the Council's original scheme, which was approved in 1954. The extension of the scheme provides for the skin testing or re-skin testing annually of all pupils over the age of 13 years and for vaccination or re-vaccination, if necessary. This extended scheme was carried out by your Medical Officers in 1966, and details of the work are given in Part VIII of this report. Details of the X-ray examinations resulting from these skin tests are shown in Part IX.

### **T.B. SERIAL TESTING IN SCHOOLS.**

In addition to the annual skin testing and B.C.G. vaccination of children over 13 years of age in schools, a scheme was introduced in Breconshire in 1961 whereby school children of all ages are skin tested annually and positive reactors X-rayed.

Annual tuberculin testing of all school children provides accurate and reliable information regarding the number of children infected from natural sources during any period of twelve months.

The annual conversion rate of non-reactor children will serve as a reliable index of the prevailing risk of infection in the community. When the conversion rate is found to be abnormally high in any class, school or district it indicates that viable tubercle bacilli are being disseminated freely and that intensive case-finding investigations should be applied, including possibly the mass radiography service.

A teacher disseminating viable tubercle bacilli would also be detected early and the spread of infection would be stopped.

Investigations should also be carried out among the home contacts of the convertors in an attempt to discover the source of the infection.

Serial tuberculin testing therefore provides a method of detecting sources of infection which otherwise would not have been discovered until later.

Details of this work carried out in 1966 are shown in Table X and the resulting X-Ray examinations are given in Table XI.

### PART 1.

## MEDICAL INSPECTION OF PUPILS ATTENDING MAINTAINED PRIMARY AND SECONDARY SCHOOLS (Including Nursery and Special Schools)

TABLE A. — PERIODIC MEDICAL INSPECTIONS

Age Groups Inspected (By year of Birth)	No. of Pupils who have received a full medical examination.	Physical condition of Pupils Inspected.		No. of Pupils found not to warrant a medical examination	Pupils found to require treatment (excluding dental diseases and infestation with vermin).		Total individual Pupils
		Satisfactory	Unsatisfactory		for defective vision (excluding squint)	for any other condition recorded at Part II.	
(1)	(2)	No. (3)	No. (4)	(5)	(6)	(7)	(8)
1962	355	355	—	—	26	71	96
and later							
1961	374	374	—	—	2	56	55
1960	165	165	—	—	1	2	3
1959	53	53	—	—	1	9	10
1958	20	20	—	—	1	2	3
1957	17	17	—	—	2	1	3
1956	14	14	—	—	1	5	6
1955	211	211	—	—	12	9	19
1954	287	287	—	—	23	8	30
1953	183	183	—	—	14	6	19
1952	328	328	—	—	17	8	23
1951	421	421	—	—	28	19	45
and earlier							
<b>Total</b>	<b>2428</b>	<b>2428</b>	<b>—</b>	<b>—</b>	<b>128</b>	<b>196</b>	<b>312</b>

Col (3) total as a percentage of Col (2) total nil.

Col (4) total as a percentage of Col (2) total 100%.

These figures are sub-divided as follows into Primary, Secondary and County Grammar Schools and also into the numbers inspected by each of the doctors.

PERIODIC MEDICAL INSPECTIONS - 1966.

PRIMARY SCHOOLS.

DR. R. G. EVANS.

Age Groups Inspected (By year of Birth)	No. of Pupils Inspected	Physical Condition of Pupils Inspected			
		SATISFACTORY		UNSATISFACTORY	
		No. (3)	% of Col. 2 (4)	No. (5)	% of Col. 2 (6)
1962 and later	—	—	—	—	—
1961	2	2	100	—	—
1960	6	6	100	—	—
1959	2	2	100	—	—
1958	—	—	—	—	—
1957	1	1	100	—	—
1956	1	1	100	—	—
1955	—	—	—	—	—
1954 and earlier	—	—	—	—	—
Totals	12	12	100	—	—

DR. J. K. JONES.

1962 and later	14	14	100	—	—
1961	15	15	100	—	—
1960	12	12	100	—	—
1959	5	5	100	—	—
1958	4	4	100	—	—
1957	3	3	100	—	—
1956	6	6	100	—	—
1955	—	—	—	—	—
1954 and earlier	—	—	—	—	—
Totals	59	59	100	—	—



**PERIODIC MEDICAL INSPECTION - 1966.**

**PRIMARY SCHOOLS (Continued).**

DR. M. W. EVANS.

Age Groups Inspected (By year of Birth)	No. of Pupils Inspected	Physical Condition of Pupils Inspected			
		SATISFACTORY		UNSATISFACTORY	
		No.	% of Col. 2	No.	% of Col. 2
(1)	(2)	(3)	(4)	(5)	(6)
1962 and later	217	217	100	—	—
1961	156	156	100	—	—
1960	61	61	100	—	—
1959	16	16	100	—	—
1958	4	4	100	—	—
1957	5	5	100	—	—
1956	4	4	100	—	—
1955	1	1	100	—	—
1954 and earlier	1	1	100	—	—
<b>Totals</b>	<b>465</b>	<b>465</b>	<b>100</b>	<b>—</b>	<b>—</b>

DR. C. M. S. EVANS.

1962 and later	50	50	100	—	—
1961	71	71	100	—	—
1960	38	38	100	—	—
1959	12	12	100	—	—
1958	5	5	100	—	—
1957	4	4	100	—	—
1956	2	2	100	—	—
1955	1	1	100	—	—
1954 and earlier	1	1	100	—	—
<b>Totals</b>	<b>184</b>	<b>184</b>	<b>100</b>	<b>—</b>	<b>—</b>

**PERIODIC MEDICAL INSPECTION - 1966.**

**PRIMARY SCHOOLS (Continued).**

DR. C. E. EDWARDS

Age Groups Inspected (By year of Birth) (1)	No. of Pupils Inspected (2)	Physical Condition of Pupils Inspected			
		SATISFACTORY		UNSATISFACTORY	
		No. (3)	% of Col. 2 (4)	No. (5)	% of Col. 2 (6)
1962 and later	74	74	100	—	—
1961	130	130	100	—	—
1960	48	48	100	—	—
1959	18	18	100	—	—
1958	7	7	100	—	—
1957	4	4	100	—	—
1956	1	1	100	—	—
1955	1	1	100	—	—
1954 and earlier	—	—	—	—	—
<b>Totals</b>	283	283	100	—	—

**Summary of Totals—Primary Schools.**

1962 and later	355	355	100	—	—
1961	374	374	100	—	—
1960	165	165	100	—	—
1959	53	53	100	—	—
1958	20	20	100	—	—
1957	17	17	100	—	—
1956	14	14	100	—	—
1955	3	3	100	—	—
1954 and earlier	2	2	100	—	—
<b>Totals</b>	1003	1003	100	—	—

**PERIODICAL MEDICAL INSPECTIONS — 1966  
SECONDARY SCHOOLS.**

DR. J. K. JONES

Age Groups Inspected (By year of Birth) (1)	No. of Pupils Inspected (2)	Physical Condition of Pupils Inspected			
		SATISFACTORY		UNSATISFACTORY	
		No. (3)	% of Col. 2 (4)	No. (5)	% of Col. 2 (6)
1955 and later	166	166	100	—	—
1954	155	155	100	—	—
1953	117	117	100	—	—
1952	206	206	100	—	—
1951	212	212	100	—	—
1950 and earlier	31	31	100	—	—
<b>Totals</b>	<b>887</b>	<b>887</b>	<b>100</b>	<b>—</b>	<b>—</b>

DR. C. M. S. EVANS.

1955 and later	4	4	100	—	—
1954	103	103	100	—	—
1953	56	56	100	—	—
1952	42	42	100	—	—
1951	142	142	100	—	—
1950 and earlier	23	23	100	—	—
<b>Totals</b>	<b>370</b>	<b>370</b>	<b>100</b>	<b>—</b>	<b>—</b>

PERIODICAL MEDICAL INSPECTIONS — 1966

SECONDARY SCHOOLS—Continued.

DR. M. W. EVANS.

Age Groups Inspected (By year of Birth) (1)	No. of Pupils inspected (2)	Physical Condition of Pupils inspected.			
		SATISFACTORY		UNSATISFACTORY	
		No. (3)	% of Col. 2 (4)	No. (5)	% of Col. 2 (6)
1955 and later	38	38	100	—	—
1954	20	20	100	—	—
1953	3	3	100	—	—
1952	72	72	100	—	—
1951	7	7	100	—	—
1950 and earlier	1	1	100	—	—
<b>Totals</b>	<b>141</b>	<b>141</b>	<b>100</b>	<b>—</b>	<b>—</b>

DR. C. E. EDWARDS

1955 and later	—	—	—	—	—
1954	7	7	100	—	—
1953	7	7	100	—	—
1952	8	8	100	—	—
1951	5	5	100	—	—
1950 and earlier	—	—	—	—	—
<b>Totals</b>	<b>27</b>	<b>27</b>	<b>100</b>	<b>—</b>	<b>—</b>

**PERIODICAL MEDICAL INSPECTIONS — 1966**

**Summary of Totals—Secondary Schools**

Age Groups Inspected (By year of Birth) (1)	No. of Pupils Inspected (2)	Physical Condition of Pupils Inspected			
		SATISFACTORY		UNSATISFACTORY	
		No. (3)	% of Col. 2 (4)	No. (5)	% of Col. 2 (6)
1955 and later	208	208	100	—	—
1954	285	285	100	—	—
1953	183	183	100	—	—
1952	328	328	100	—	—
1951	366	366	100	—	—
1950 and earlier	55	55	100	—	—
<b>Totals</b>	<b>1425</b>	<b>1425</b>	<b>100</b>	<b>—</b>	<b>—</b>

**Summary of Totals—Primary and Secondary Schools**

1962 and later	355	355	100	—	—
1961	374	374	100	—	—
1960	165	165	100	—	—
1959	53	53	100	—	—
1958	20	20	100	—	—
1957	17	17	100	—	—
1956	14	14	100	—	—
1955	211	211	100	—	—
1954	287	287	100	—	—
1953	183	183	100	—	—
1952	328	328	100	—	—
1951	366	366	100	—	—
1950 and earlier	55	55	100	—	—
<b>Totals</b>	<b>2428</b>	<b>2428</b>	<b>100</b>	<b>—</b>	<b>—</b>

## PART I.

### TABLE B — OTHER INSPECTIONS.

Number of Special Inspections	...	134
Number of Re-inspections	..	478
		<hr/>
Total	..	612
		<hr/>

## PART I.

### TABLE C — INFESTATION WITH VERMIN.

#### Primary, Secondary and County Grammar Schools.

(i) Total number of examinations in the schools by school nurses or other authorised persons	..	14,187
(ii) Total number of individual pupils found to be infested	..	44
(iii) No. of individual pupils in respect of whom cleansing notices were issued (Section 54 (2) Education Act, 1944)	...	Nil
(iv) No. of individual pupils in respect of whom cleansing notices were issued (Section 54 (3) Education Act, 1944)	...	Nil

## PART II.

### DEFECTS FOUND BY PERIODIC AND SPECIAL MEDICAL INSPECTIONS DURING THE YEAR.

Defect Code No.	DEFECT or DISEASE	Periodic Inspections.				Special Inspections
		Entrants.	Leavers.	Others.	Total.	
(1)	(2)					
4	Skin	T .. 3	1	2	6	5
		O .. 26	31	10	67	24
5	Eyes—					
	a. Vision	T .. 39	43	46	128	134
		O .. 52	95	94	241	61
	b. Squint	T .. —	—	—	—	—
		O .. —	—	—	—	—
	c. Other	T .. —	—	—	—	—
		O .. —	—	—	—	—
6	Ears—					
	a. Hearing	T .. 18	—	—	18	19
		O .. —	—	—	—	7
	b. Otitis Media	T .. —	—	—	—	—
		O .. 8	8	—	16	—
	c. Other	T .. —	—	—	—	—
		O .. —	—	—	—	—
7	Nose or Throat..	T .. 18	4	2	24	9
		O .. 90	5	8	103	56
8	Speech	T .. 4	—	—	4	9
		O .. 38	5	4	47	15
9	Lymphatic Glands	T .. 1	—	—	1	2
		O .. 36	—	1	37	17
10	Heart	T .. 14	1	—	15	7
		O .. 20	—	4	24	16
11	Lungs	T .. 4	—	1	5	8
		O .. 38	19	14	71	10
12	Developmental—					
	a. Hernia	T .. 2	—	—	2	5
		O .. 16	8	5	29	5
	b. Other	T .. 2	—	1	3	2
		O .. 2	—	3	5	2
13	Orthopaedic—					
	a. Posture	T .. 49	15	14	78	20
		O .. 35	30	26	91	28
	b. Feet	T .. 11	2	1	14	4
		O .. 3	2	1	6	3
	c. Other	T .. —	—	12	12	1
		O .. —	—	1	1	1

## PART II.

### DEFECTS FOUND BY PERIODIC AND SPECIAL MEDICAL INSPECTIONS DURING THE YEAR

—Continued.

Defect Code No.	DEFECT or DISEASE	Periodic Inspections.				Special Inspections	
		Entrants.	Leavers.	Others.	Total.		
(1)	(2)						
14	Nervous System						
	a. Epilepsy	.. T ..	5	—	—	5	1
		O ..	5	4	5	14	2
	b. Other	.. T ..	—	—	—	—	1
		O ..	2	—	—	2	2
15	Psychological—						
	a. Development	T ..	5	1	1	7	14
		O ..	20	14	14	48	14
	b. Stability	.. T ..	—	—	—	—	—
		O ..	10	3	1	14	2
16	Abdomen	.. T ..	1	—	—	1	2
		O ..	5	—	—	5	2
17	Other	.. T ..	—	—	1	1	—
		O ..	1	—	1	2	2



### PART III.

## TREATMENT OF PUPILS ATTENDING MAINTAINED PRIMARY AND SECONDARY SCHOOLS (Including Special Schools).

**Table A — Eye Diseases. Defective Vision and Squint.**

	No. of cases known to have been dealt with
External and other, excluding errors of refraction and squint	...
Errors of refraction (including squint)	.. 409
Total	.. 409
No. of pupils for whom spectacles were prescribed	.. 206

**Table B — Diseases and Defects of Ear, Nose and Throat.**

	No. of cases known to have been dealt with
Received operative treatment—	
(a) for diseases of the ear	... —
(b) for adenoids and chronic tonsilitis	.. 8*
(c) for other nose and throat conditions	.. —
Received other forms of treatment	.. 10*
Total	.. 18*

\* This is the number of children known to have been operated on, but the true figure will be greater than this as hospitals do not generally notify this Office of cases treated.

Total number of pupils still on the register of schools at 31/12/66 known to have been provided with hearing aids:—

(a) during the calendar year, 1966	.. 2
(b) in previous years	.. 6

# PRIMARY, SECONDARY AND COUNTY GRAMMAR SCHOOLS

## PART III (Continued).

**Table C — Orthopaedic and Postural Defects.**

(a) Pupils treated at clinics or out-patient departments ..	683
(b) Pupils treated at school for orthopaedic and postural defects ..	685
Total ..	1368

**Table D — Diseases of the Skin** (excluding uncleanliness).

No. of cases treated or under treatment during the year by the authority:—

Ringworm—(a) Scalp ..	—
(b) Body ..	—
Scabies ..	—
Impetigo ..	—
Other skin diseases ..	—
Total ..	—

**Table E — Child Guidance Treatment.**

Pupils treated at Child Guidance Clinics ..	10
---	----

**Table F — Speech Therapy.**

Pupils treated by Speech Therapists ..	11
--	----

**Table G — Other Treatment Given.**

(a) Pupils with minor ailments ..	—
(b) Pupils who received convalescent treatment under School Health Service arrangements ..	—
(c) Pupils who received B.C.G. Vaccination ..	449
(d) Other than (a), (b) and (c) above ..	—
Total (a) to (d) ..	449

**PRIMARY, SECONDARY AND COUNTY GRAMMAR SCHOOLS.**

**PART IV.**

**Dental Inspection and Treatment carried out by the Authority during the year ended  
31st December, 1966.**

1. <b>Attendances and Treatment</b>	Ages		Ages 15 and over	Total
	5 to 9	10 to 14		
First visit	897	688	169	1754
Subsequent visits	227	433	129	789
Totals visits	1124	1121	298	2543
Additional courses of treatment commenced	9	17	7	33
Fillings in permanent teeth	388	934	338	1660
Fillings in deciduous teeth	385	60	—	445
Permanent teeth filled	313	817	290	1420
Deciduous teeth filled	343	53	—	396
Permanent teeth extracted	91	225	69	385
Deciduous teeth extracted	1354	474	—	1828
General anaesthetics	15	4	—	19
Emergencies	97	80	18	195
Number of Pupils X-rayed	...	...	...	19
Prophylaxis	...	...	...	187
Teeth otherwise conserved	...	...	...	31
Number of teeth root filled	...	...	...	—
Inlays	...	...	...	—
Crowns	...	...	...	—
Courses of treatment completed	...	...	...	1124

## 2. Orthodontics

Cases remaining from previous year	...	8		
New cases commenced during year	...	7		
Cases completed during year	...	6		
Cases discontinued during year	...	2		
No. of removable appliances fitted	...	9		
No. of fixed appliances fitted	...	—		
Pupils referred to Hospital Consultant	...	Nil		

## 3. Prosthetics

Pupils supplied with **F.U.** or **F.L.**

(first time)

Pupils supplied with other dentures

(first time)

Number of dentures supplied

	Ages 5 to 9	Ages 10 to 14	Ages 15 and over	Total
...	—	—	—	—
...	—	5	4	9
...	—	7	4	11

## 4. Anaesthetics

General Anaesthetics administered by Dental Officers

## 5. Inspections

(a) First inspection at school.. Number of pupils ... 4417

(b) First inspection at clinic. Number of pupils ... 681

Number of (a) + (b) found to require treatment... 2556

Number of (a) + (b) offered treatment ... 2469

Pupils re-inspected at school clinic ... 38

Number of (c) found to require treatment ... 22

## 6. Sessions

Sessions devoted to treatment ... 579

Sessions devoted to inspection ... 115

Sessions devoted to Dental Health Education ... 25

**PART V.**  
**PRIMARY, SECONDARY AND COUNTY GRAMMAR SCHOOLS.**

Summary of Weekly Reports of School Nurses, 1966.

School District	Number of Visits paid by Nurses to Schools	Total Number of Examinations.	Numbers Dirty		Numbers Verminous		No. of M.I.s or Cleanliness Inspections Follow Up	
			Head	Body	Head	Body	First Visits	Subsequent Visits
BRECON ..	12	1821	—	—	—	—	—	—
BRYNMAWR ..	7	513	—	—	—	—	1	19
BRYNMAWR (Llanelly)	1	42	1	—	—	—	—	—
BUILTH ..	38	1221	—	—	1	—	1	4
CRICKHOWELL ..	18	1931	—	—	—	—	—	—
BRECON RURAL ..	33	2067	—	—	—	—	6	8
HAY and TALGARTH	40	1686	—	—	—	—	—	—
VAYNOR ..	44	3285	63	—	13	1	15	54
YSTRADGYNLAIS ..	29	1621	37	—	9	—	2	14
<b>Totals ..</b>	<b>222</b>	<b>14187</b>	<b>101</b>	<b>—</b>	<b>23</b>	<b>1</b>	<b>25</b>	<b>99</b>

# HANDICAPPED PUPILS, 31st December, 1966. PART VI

CATEGORY	In Special Schools		In Maintained Schools		In Independent Schools		Not at School		TOTAL	
	B	G	B	G	B	G	B	G	B	G
<b>(a) Blind</b>										
2—4 years	..	..	..	..	..	..	..	..	..	..
5—10 years	..	..	..	..	..	..	..	..	..	..
11—14 years	..	..	..	..	..	..	..	..	..	..
Over 15 years	..	..	..	..	..	..	..	..	..	..
<hr style="border-top: 1px dotted black;"/>										
<b>(b) Partially Sighted</b>										
2—4 years	..	1	..	..	..	..	..	..	1	..
5—10 years	..	..	1	1	..	..	..	..	1	1
11—14 years	..	..	..	..	..	..	..	..	..	..
Over 15 years	..	..	..	..	..	..	..	..	..	..
<hr style="border-top: 1px dotted black;"/>										
<b>(c) Deaf</b>										
2—4 years	..	1	..	..	..	..	..	..	1	..
5—10 years	..	2	..	..	..	..	..	..	2	..
11—14 years	..	..	..	..	..	..	..	..	..	..
Over 15 years	..	..	1	..	..	..	..	..	..	1
<hr style="border-top: 1px dotted black;"/>										
<b>(d) Partially Deaf</b>										
2—4 years	..	..	..	..	..	..	..	1	..	1
5—10 years	..	..	4	1	..	..	..	..	4	1
11—14 years	..	..	2	..	..	..	..	..	2	..
Over 15 years	..	..	..	..	..	..	..	..	..	..
<hr style="border-top: 1px dotted black;"/>										
<b>(e) Educationally Subnormal</b>										
2—4 years	..	..	..	1	..	..	1	1	1	2
5—10 years	..	2	4	8	4	..	..	..	10	8
11—14 years	..	4	2	8	4	..	1	1	13	8
Over 15 years	..	1	..	1	1	..	..	..	3	1
<hr style="border-top: 1px dotted black;"/>										
<b>(f) Epileptic</b>										
2—4 years	..	..	3	1	..	..	..	..	3	1
5—10 years	..	1	9	5	..	..	..	..	10	5
11—14 years	..	..	5	3	..	..	1	..	6	3
Over 15 years	..	..	2	..	..	..	..	..	2	..

**PART VI — HANDICAPPED PUPILS (Continued).**

CATEGORY	In Special Schools		In Maintained Schools		In Independent Schools		Not at School		TOTAL		
	B	G	B	G	B	G	B	G	B	G	
<b>(g) Maladjusted</b>											
2—4 years	..	..	..	..	..	..	..	..	..	..	
5—10 years	..	..	..	..	..	..	..	..	..	..	
11—14 years	..	..	2	..	2	..	..	..	4	..	
Over 15 years	..	..	..	..	..	..	..	..	..	..	
.....											
<b>(h) Physically Handicapped</b>											
2—4 years	..	..	3	1	..	..	..	1	3	2	
5—10 years	..	1	15	10	..	1	1	1	17	12	
11—14 years	..	2	10	10	..	1	3	..	15	12	
Over 15 years	..	..	2	2	..	..	..	1	2	3	
.....											
<b>(i) Speech Defects</b>											
2—4 years	..	..	2	..	..	..	..	..	2	..	
5—10 years	..	..	8	5	..	..	..	..	8	5	
11—14 years	..	..	8	3	..	..	..	..	8	3	
Over 15 years	..	..	..	1	..	..	..	..	..	1	
.....											
<b>(j) Delicate</b>											
2—4 years	..	..	2	4	..	..	..	..	2	4	
5—10 years	..	..	23	14	..	..	1	..	24	14	
11—14 years	..	1	25	13	..	..	1	1	27	14	
Over 15 years	..	..	10	2	..	..	..	..	10	2	
.....											
<b>Totals</b>	..	16	9	153	86	3	2	9	7	181	104

## HANDICAPPED PUPILS, 1966. PART VII.

Special Schools and Independent Schools at which  
Breconshire Children are accommodated.

	January 1st, 1966		Admitted during year		Discharged during year		December 31st, 1966	
	B	G	B	C	B	G	B	G
<b>Partially Sighted Pupils</b>								
Blind School, Bridgend ..	1	...	...	...	1	...	...	...
Sunshine Home, Southerndown ..	1	...	...	...	...	...	1	...
<b>Deaf Pupils</b>								
Llandrindod Residential School for the Deaf ..	2	1	...	...	...	...	2	1
Nursery Unit for Deaf Children, Whitchurch ..	...	...	1	...	...	...	1	...
<b>Partially Deaf Pupils</b>								
Special School for Deaf Children, Trehopcyn, Glam. (Day) ..	...	1	...	...	...	1	...	...
<b>Educationally Sub-Normal Pupils</b>								
Hilston Park Special School, Mon. ..	3	...	...	...	1	...	2	...
Cyfronydd School, Nr. Welshpool ..	...	2	...	...	...	...	...	2
Erw Delyn Special School, Penarth ..	1	...	...	...	...	...	1	...
St. Christopher's School, Bristol ..	...	1	...	...	...	1	...	...
Maytree School, Morryston (Day) ..	1	...	1	1	...	...	2	1
Penybryn Day School, Swansea ..	1	...	...	...	1	...	...	...
Thingwall School, Liverpool ..	...	1	...	...	...	...	...	1
Park Lane Special School, Hirwaun (Day) ..	2	...	...	...	...	...	2	...
Rowdfree Special School, Devizes ..	...	...	...	1	...	...	...	1
Brynlllywarch Special School, Mont. ..	1	...	...	...	1	...	...	...
Brookside School, Clungunford, Shrops.	1	...	...	...	...	...	1	...
Beechwood Special School, Liverpool ..	...	...	...	2	...	...	...	2
<b>Physically Handicapped Pupils</b>								
Irton Hall, Holmrook, Cumberland ..	...	1	...	...	...	...	...	1
Erw Delyn Special School, Penarth, Glam. ..	2	1	...	...	...	...	2	1
Craig-y-parc Special School, Pentyrch ..	...	1	...	...	...	...	...	1
Elmfield School, Harpenden, Herts. ..	1	...	...	...	...	...	1	...
<b>Maladjusted Pupils</b>								
Brookside School, Clungunford, Shrops.	1	...	...	...	...	...	1	...
The Mount Special School, Chepstow ..	1	...	...	...	1	...	...	...
Lindisfane School, Ruabon, Denbigh ..	1	...	...	...	...	...	1	...
<b>Delicate Pupils</b>								
Mounton House School, Chepstow ..	2	1	1	...	2	1	1	...
<b>Epileptic Pupils</b>								
Maghull Homes for Epileptics ..	2	...	...	...	1	...	1	...
<b>TOTALS</b> ..	<b>24</b>	<b>10</b>	<b>3</b>	<b>4</b>	<b>8</b>	<b>3</b>	<b>19</b>	<b>11</b>



## PREVENTION OF TUBERCULOSIS—PART VIII.

### B.C.G. Vaccination.

Details of this work during 1966 are as follows:—

School	No. given skin tests	Results.		No. given B.C.G. Vacc.	No. re-skin tested	Results.		
		Positive	Negative			No. Converted To positive	No. not converted	No. given further B.C.G. Vacc.
Builth Comprehensive ...	56	—	56	56	84	80	4	4
Brynmawr Comprehensive ...	144	15	129	124	201	163	38	38
Christ College ...	28	2	26	26	103	98	5	5
Erecon Boys Grammar...	62	—	62	60	92	92	—	—
Tymawr School ...	14	1	13	13	32	28	4	4
St. David's Convent ...	26	2	24	22	27	19	8	8
Erecon Girls Grammar	75	4	71	64	88	73	15	15
Vaynor and Penderyn Comprehensive...	47	3	44	37	57	49	8	8
<b>Totals ...</b>	<b>452</b>	<b>27</b>	<b>425</b>	<b>402</b>	<b>684</b>	<b>602</b>	<b>82</b>	<b>82</b>

# PREVENTION OF TUBERCULOSIS—PART IX.

## T.B. Serial Testing.

Details of this work during 1966 are as follows:—

SCHOOL	Number given skin tests	Results		Number re skin tested	Results		
		Positive	Negative		Natural Positive	B.C.G. Positive	Negative
Crickhowell V.P.	39	2	37	111	—	11	100
Llanfilo C.P.	4	—	4	2	—	—	2
Talgarth C.P. Mxd.	—	—	—	65	1	13	51
Hay C.P. Infants	6	—	6	20	—	2	18
Hay C.P. Mxd.	2	—	2	38	1	2	35
Gilwern C.P.	38	1	37	128	2	3	123
Cwmdu V.P.	14	—	14	30	1	—	29
Llanfrynach V.P.	3	—	3	12	—	4	8
Talybont V.P.	12	—	12	40	—	7	33
Builth Comprehensive	61	—	61	3	—	3	—
Christ College	14	—	14	12	—	3	9
Llangattock V.P.	13	—	13	48	1	7	40
Llanbedr V.P.	9	—	9	41	2	2	37
Llanfaes C.P. Infants	53	1	52	77	—	8	69
Llanfaes C.P. Mxd.	3	—	3	114	—	7	107
Brynmawr C.P. Mxd.	10	—	10	166	8	7	151
Brynmawr C.P. Infants	68	—	68	73	—	3	70
Clydach C.P. Infants	16	—	16	20	2	—	18
Clydach C.P. Mxd	1	—	1	34	1	—	33
Builth C.P.	44	—	44	133	1	9	123
Talgarth C.P. Infants	21	—	21	36	—	4	32
Glasbury V.P.	6	—	6	22	—	1	21
Upper Chapel C.P.	3	—	3	5	—	—	5
Merthyr Cynog C.P.	4	—	4	9	—	—	9
Battle C.P.	7	—	7	17	—	1	16
Postern V.P.	8	—	8	49	—	2	79
Brynmawr V.P. Mxd.	6	—	6	81	—	2	79
Brynmawr V.P. Infants	38	—	38	41	—	—	41
Brynmawr R.C.	8	1	7	19	—	—	19
Mount Street Mxd.	13	—	13	168	2	15	151
Mount Street Infants	75	—	75	70	—	7	63
Cynlais C.P. Mxd.	—	—	—	57	—	4	53
Cynlais C.P. Infants	15	—	15	36	—	—	36
Llangorse V.P.	9	—	9	20	—	2	18
Llan Tallylyn	1	—	1	13	—	2	11
Cathedine V.P.	10	—	10	22	—	—	22
Llangydr V.P.	14	—	14	36	—	3	33
Gurnos C.P. Mxd.	1	—	1	79	1	6	72
Gurnos C.P. Infants	17	—	17	40	—	3	37
Velindre V.P.	3	—	3	9	—	—	9
Llyswen V.P.	3	—	3	10	—	—	10
Bronllys V.P.	13	—	13	29	—	4	25
Llandefalle C.P.	12	—	12	22	—	3	19
Llwynmadoc V.P.	7	—	7	19	—	1	18
Tirabad C.P.	1	—	1	21	—	3	18
Llanwrtyd C.P.	12	—	12	41	—	4	37
Glanrhyd C.P.	25	1	24	96	—	5	91
Hay V.P. Mixed	—	—	—	22	—	1	21
Hay V.P. Infants	3	—	3	8	—	—	8

**PREVENTION OF TUBERCULOSIS—PART IX.**  
**T.B. Serial Testing (Continued).**

SCHOOL	Number given skin tests	Results		Number re-skin tested	Results		
		Positive	Negative		Natural Positive	B.C.G. Positive	Negative
Llanigon V.P.	3	—	3	26	—	2	24
Cefn Coed C.P. Mxd.	11	—	11	176	1	9	165
Cefn Coed C.P. Infants	21	—	21	105	—	—	105
Darenfelen C.P. Mxd.	5	—	5	33	1	1	31
Darenfelen C.P. Infants	17	—	17	22	—	—	22
Cwmtwrch C.P. Mxd.	—	—	—	32	—	—	32
Cwmtwrch C.P. Infants	13	—	13	20	—	—	20
Ynisedwyn Welsh	23	—	23	83	—	5	78
Abercrave C.P.	8	—	8	70	—	5	65
Penycae C.P.	3	—	3	32	—	2	30
Penrhos C.P. Mxd.	3	—	3	63	—	4	59
Penrhos C.P. Infants	2	—	2	40	—	2	38
Colbrèn C.P.	5	—	5	46	1	8	37
Caehopkin C.P.	9	—	9	33	—	2	31
Glyntawe	3	—	3	16	—	—	16
Cray C.P.	6	—	6	13	—	1	12
Trecastle C.P.	7	—	7	29	—	2	27
Llanspyddid C.P.	6	—	6	22	1	1	20
Penderyn C.P.	7	—	7	74	—	8	66
Ystradfellte C.P.	—	—	—	20	—	—	20
Ysgol Thomas Stephens	7	—	7	40	—	5	35
Brynmawr Comprehensive	12	—	12	141	8	2	131
Penderyn C.P. (2nd Visit)	18	—	18	29	—	—	29
Llaneglwys C.P.	1	—	1	12	—	—	12
Gwenddwr V.P.	3	—	3	9	—	—	9
Crickadarn V.P.	1	—	1	3	—	—	3
Llangammarch C.P.	7	—	7	19	—	—	19
Garth C.P.	8	—	8	13	—	—	13
Llanganten C.P.	6	—	6	16	—	—	16
Llanwrthwl V.P.	3	—	3	7	—	—	7
Elan Village V.P.	6	—	6	11	—	—	11
Sennybridge C.P.	19	—	19	49	—	2	47
Llan-Nant-Bran V.P.	6	—	6	9	—	—	9
Trallong V.P.	1	—	1	12	—	1	11
Llanafanfawr C.P.	1	—	1	13	—	—	13
Hay C.P. Infants	10	—	10	16	—	2	14
Hay C.P. Mxd.	1	—	1	40	—	2	38
Llanfilo C.P.	2	—	2	6	—	—	6
Talgarth C.P. Mxd.	1	—	1	62	—	13	49
Gilwern C.P.	45	—	45	133	1	3	129
Crickhowell V.P.	45	—	45	117	—	11	106
Brecon Boys Grammar	5	—	5	96	2	16	78
St. David's Convent	37	1	36	38	1	1	36
St. Joseph Primary	4	—	4	32	—	5	27
Brecon Girls Grammar	3	—	3	63	—	7	56
Vaynor and Penderyn Comp.	15	—	15	51	1	5	45
Talybont V.P.	5	—	5	43	—	6	37
Cwmdu V.P.	8	—	8	34	—	1	33
Llanfrynach V.P.	1	—	1	14	—	2	12
Totals	1178	7	1171	4347	40	300	4007

## CHEST X-RAYS—PART X.

(In connection with B.C.G. Vaccination).

School	No. Done	No. satisfactory	No. unsatisfactory.
Builth Comprehensive ...	—	—	—
Brynmawr Comprehensive ...	15	14	1 (enlarged left hilum)
Christ College ...	2	2	—
Brecon Boys Grammar ...	—	—	—
Tymawr School ...	1	1	—
St. David's Convent ...	1	1	—
Brecon Girls Grammar ...	4	4	—
Vaynor & Penderyn Comprehensive	2	2	—

## CHEST X-RAYS—PART XI.

(In connection with T.B. Serial Testing).

School	No. Done	No. satisfactory	No unsatisfactory.
Crickhowell V.P. ...	2	2	—
Talgarth C.P. Mxd. ...	1	1	—
Hay C.P. Mxd. ...	1	1	—
Gilwern C.P. ...	3	3	—
Cwmdu V.P. ...	1	—	1 (T.B. Gland)
Llangattock V.P. ...	1	1	—
Llanbedr V.P. ...	2	2	—
Llanfaes C.P. Infants ...	1	1	—
Brynmawr C.P. Mxd. ...	8	8	—
Clydach C.P. Infants ...	2	2	—
Clydach C.P. Mxd. ...	1	1	—
Builth C.P. ...	1	1	—
Mount Street Mxd. ...	2	2	—
Gurnos C.P. Mxd. ...	1	1	—
Glanrhyd C.P. ...	1	—	1 (Right Hilar Shadow)
Cefn C.P. Mxd. ...	1	1	—
Darenfelen C.P. Mxd. ...	1	1	—
Colbren C.P. ...	1	1	—
Llanspyddid C.P. ...	1	1	—
Gilwern C.P. ...	1	1	—
Brecon Boys Grammar ...	2	2	—
St. David's Convent ...	2	2	—
Vaynor & Penderyn Comprehensive	1	1	—
Brynmawr Comprehensive ...	8	8	—

TABLE I  
 (continued from page 1)

Year	1950	1951	1952	1953	1954	1955	1956	1957	1958	1959	1960
...	...	...	...	...	...	...	...	...	...	...	...

TABLE II  
 (continued from page 1)

Year	1950	1951	1952	1953	1954	1955	1956	1957	1958	1959	1960
...	...	...	...	...	...	...	...	...	...	...	...



