

[Report 1962] / School Medical Officer of Health, Breconshire County Council.

Contributors

Breconshire (Wales). County Council.

Publication/Creation

1962

Persistent URL

<https://wellcomecollection.org/works/mq9gh58a>

License and attribution

You have permission to make copies of this work under a Creative Commons, Attribution license.

This licence permits unrestricted use, distribution, and reproduction in any medium, provided the original author and source are credited. See the Legal Code for further information.


Image source should be attributed as specified in the full catalogue record. If no source is given the image should be attributed to Wellcome Collection.



Wellcome Collection
183 Euston Road
London NW1 2BE UK
T +44 (0)20 7611 8722
E library@wellcomecollection.org
<https://wellcomecollection.org>

454

Acknowledged Library



FIFTY-SECOND

ANNUAL REPORT

OF THE


Principal School Medical Officer

TO THE EDUCATION COMMITTEE
OF THE BRECONSHIRE COUNTY COUNCIL



1962

R. GERWYN EVANS, B.Sc., M.B., B.Ch., D.P.H.
PRINCIPAL SCHOOL MEDICAL OFFICER





FIFTY-SECOND

ANNUAL REPORT


OF THE

Principal School Medical Officer

TO THE EDUCATION COMMITTEE
OF THE BRECONSHIRE COUNTY COUNCIL

1962

R. GERWYN EVANS, B.Sc., M.B., B.Ch., D.P.H.
PRINCIPAL SCHOOL MEDICAL OFFICER



CONSTITUTION OF SCHOOL MEDICAL SERVICES

SUB-COMMITTEE, YEAR 1962/63.

Chairman :

Coun. T. R. Jones, The Daren, Darenfelen Road, Brynmawr.

Coun. R. V. Williams, Preswylfa, Camden Road, Brecon.

Coun. J. E. Lewis, Forest Lodge Farm, Libanus, Nr. Brecon.

Coun. F. H. Jones, 95 The Struet, Brecon.

Coun. C. R. Rich, Highwood, Camden Road, Brecon.

Coun. E. D. Morgan, Pantycorred, Garthbrengy.

Coun. Anthony Rees, Warwick House, Warwick Road, Brynmawr.

Coun. J. Gunter, B.E.M., Waenavon, Llanelly Hill.

Coun. A. Lewis, Yardro, Gilwern.

Coun. W. J. Morris, Rhyscae, Church Road, Gilwern.

Coun. T. H. O. Thomas, Talwrnmaenog, Llanwrthwl.

Coun. F. Lamacraft, Llwynowen, Beulah.

Coun. Major H. W. J. Llewellyn, M.C., Glanyrafon, Llangynidr.

Coun. Brig. G. E. Younghusband, C.B.E., Neuadd, Llanbedr, Crickhowell.

Coun. Penry Davies, Penrhiew, Trecastle.

Coun. C. I. Davies, 6, South Terrace, Cefn Coed.

Coun. G. H. Wood, 2 Mount Pleasant Gardens, Brecon.

Coun. W. J. Millichap, Tregunter Lodge, Talgarth.

Coun. J. V. Like, Skynlais House, Church Street, Hay-on-Wye.

Coun. Mrs. M. E. Morgan, 3 The Copse, Trefechan, Cefn Coed.

Coun. F. D. Jones, 38, Station Road, Hirwaun.

Coun. W. J. G. Evans, 4, Tanyrgarth, Abercrave.

Coun. R. J. Davies, Caepandy, Builth Wells.

Coun. Emrys Jones, 24, William Street, Glanrhyd, Ystradgynlais.

Coun. A. Evans, Gwys House, Upper Cwmtwrch, Swansea.

Coun. Mrs. M. M. Prosser, Lletty Dafydd, Ystradgynlais.

Mrs. R. M. Jones, The Deanery, Brecon.

Mrs. D. A. Birch, Poplar House, Hay-on-Wye.

Mrs. J. W. Price, Clytha, Main Road, Gilwern.

Mr. W. H. Morgan, C.P. School, Penrhos.

Mrs. Gwanwyn Evans, Lower Ffynant, Aberyscir, Brecon.

Mrs. M. C. Pryce, Old Town Hall Chambers, Brynmawr.

Mrs. O. M. Evans, Coed Owen, Cwmtaff, Nr. Merthyr Tydfil

STAFF OF SCHOOL MEDICAL SERVICES DEPARTMENT

Principal School Medical Officer:

*R. G. Evans, B.Sc., M.B., B.Ch., D.P.H.

Deputy Principal School Medical Officer:

*J. K. Jones, L.M.S.S.A., D.P.H.

School Medical Officers:

C. M. Evans, B.Sc., M.R.S.C., L.R.C.P.

M. W. Evans, M.B., B.Ch., M.R.C.S., L.R.C.P. (Part-time).

School Medical Officer and District Medical Officer of Health:

*Creighton E. Edwards, B.Sc., M.B., B.Ch., D.P.H.

* Approved for the ascertainment of educationally subnormal pupils.

Principal School Dental Officer:

J. H. Sutcliffe, L.D.S.

P. J. George, L.D.S.

Nursing Staff:

Superintendent Nursing Officer:

Miss E. M. Main, R.S.C.N., S.R.N., S.C.M., H.V.Cert., Q.N. Certificate of Nursing Administration and Public Health.

School Nurses (Part Time):

Mrs. M. A. Francis, S.R.N., S.C.M., H.V.Cert.

Brecon.

Miss S. S. Davies, S.R.N., H.V. Cert.

Brecon.

Miss M. L. Evans, S.R.N., S.C.M., H.V. Cert.

Brecon.

Mrs. J. Silk, S.R.N., S.C.M., H.V. Cert.

Crickhowell.

Mrs. S. E. J. Rees, S.R.N., H.V. Cert.

Brynmawr.

Mrs. C. M. Bowen, S.R.N., S.C.M., H.V. Cert.

Hay.

Miss M. A. Wisdom, S.R.N., S.C.M., H.V. Cert.

Beulah.

Miss S. M. Thickens, S.R.N., S.C.M., H.V. Cert.

Cefn Coed.

Miss C. Williams, S.R.N., S.C.M., H.V. Cert.

Ystradgynlais.

Mrs. E. G. Thomas, S.R.N., S.C.M., H.V. Cert., Q.N.

Ystradgynlais.

†Mrs. F. M. Bound, S.R.N., S.C.M.

Talgarth.

†Mrs. G. Jones, S.R.N., S.C.M.

Builth.

†Mrs. A. Messer, S.R.N., S.C.M.

Erwood.

†Mrs. I. M. Williams, S.R.N., S.C.M.

Brynmawr.

† Undertake School Nursing under dispensation by Welsh Board of Health.

Administrative Staff:

Chief Clerk: Mr. R. I. Jones.

Senior Clerk: Mr. R. E. Page.

School Medical Services Clerk: Mr. T. Jones.

Consultant Staff of the Welsh Hospital Board who provide Specialist Services for the Education Committee:

Chest Physicians:

D. Ivor Williams, M.B., Ch.B.

E. A. Aslett, M.R.C.S., L.R.C.P., D.T.M. & H. (Eng.), D.P.H.

R. G. Prosser Evans, M.R.C.S., L.R.C.P.

N. C. Norman, M.R.C.S., L.R.C.P., M.B., B.S.

M. I. Jackson, M.R.C.S., L.R.C.P.

Ophthalmic:

H. G. W. Hoare, M.A., M.B., B.Chir., F.R.C.S., M.R.C.S., L.R.C.P., D.O.M.S.

Orthopaedic:

E. R. Treasure, M.B., B.Ch., F.R.C.S.

Psychiatry:

G. Diggle, M.B., Ch.B., M.R.C.P.

TO THE CHAIRMAN AND MEMBERS OF THE BRECONSHIRE EDUCATION COMMITTEE

Mr. Chairman, Ladies and Gentlemen—

I have the honour to present to you the Fifty-second Annual Report of the School Medical Services in the County, during the year ending 31st December, 1962.

During 1962, 1265 children were medically inspected who were attending the Primary Schools, and 2240 attending the County Grammar and Secondary Schools, compared with 1974 and 619 respectively in 1961.

An analysis of the medical statistics relating to this Service indicates that the general health of the Breconshire school children is very satisfactory.

No child attending the Primary, Grammar or Secondary Schools was found to have unsatisfactory health.

Handicapped Pupils—Special Schools—In parts VI and VII appended to this report will be found full details of handicapped children in the County, including those for whom places have been found in Special Schools.

Penoyre Open Air Residential School for Delicate Pupils—During the year 2 delicate children were admitted to this school and 7 pupils were discharged. On the 31st December, 1962, 5 Breconshire pupils were still resident at the school.

Education Act, 1944, Section 57.—During the year two children were referred by the School Medical Services Sub-Committee to the Local Health Authority under Section 57 of the Education Act, 1944, as being unsuitable for education in school.

School Closures—No schools were closed on account of infectious disease during the year.

This introduction would be incomplete without reference to the co-operation and ready assistance afforded by the Chief Education Officer and his teaching and administrative staff, and the loyal and conscientious service rendered by the nursing and clerical staff of the School Health Service.

I have the honour to be,

Mr. Chairman, Ladies and Gentlemen,

Your obedient servant,

R. G. EVANS,

Principal School Medical Officer.

County Health Department,
The Watton, Brecon.
June, 1963.

BRECONSHIRE SCHOOL CLINICS.

<u>Address of Clinic.</u>	<u>Special Clinics (Minor Ailments) etc.</u>	<u>Orthopaedic.</u>	<u>Dental.</u>
Clinic, Watton Offices, Brecon.	1st and 3rd Wednesday in the month. p.m.	Fridays p.m.	Fridays
Clinic, Lower Bailey Street, Brynmawr.	2nd and 4th Monday in the month. a.m.	1st, 2nd and 3rd Mondays p.m.	Mondays
School Clinic, Derwen Road, Jeffreys Hill, Ystradgynlais	1st and 3rd Monday in the month a.m.	Wednesdays p.m.	Mondays
Clinic, Park Road, Builth Wells	2nd and 4th Wednesday in the month. a.m.	4th Monday in the month a.m.	2nd & 4th Thursday in the month, p.m.
School Clinic, Ysgol-y-graig, Cefn Coed	1st and 3rd Wednesday in the month. a.m.	1st Thursday in the month p.m.	1st & 3rd Tuesday in the month
Clinic, Town Hall, Talgarth	—	1st Tuesday in the month p.m.	—
Clinic, Market Hall, Crickhowell	1st and 3rd Wednesday in the month. a.m.	3rd Thursday in the month p.m.	1st & 3rd Tuesday, p.m.
Clinic, Oxford Road, Hay-on-Wye	2nd and 4th Wednesday in the month. p.m.	4th Thursday in the month a.m.	—

In addition to the above sessions provided by the Authority, the County Ophthalmic Surgeon attends when required at the Brecon, Brynmawr, Builth and Ystradgynlais Clinics, and the Orthopaedic Specialists attend at the Brecon, Brynmawr and Ystradgynlais Clinics when required.

TABLE OF PRIMARY AND SECONDARY AND COUNTY GRAMMAR SCHOOL CHILDREN

Number of Departments	... 94
Number of Scholars on the Roll	... 9319

DIPHTHERIA IMMUNISATION.

Number of children immunised by the Council's Medical Officers and by General Practitioners during the year ended 31st December, 1962:—

<i>District</i>	<i>Primary Immunisation</i>		<i>Reinforcing Doses</i>	
	<i>Under 5</i>	<i>5-14</i>	<i>Totals</i>	
Brecon Urban ...	67	6	73	311
Brynmaur Urban ...	43	23	66	184
Builth Urban ...	36	4	40	93
Hay Urban ...	14	2	16	63
Llanwrtyd Urban ...	2	—	2	2
Brecon Rural ...	49	3	52	133
Builth Rural ...	34	1	35	74
Crickhowell Rural	61	27	88	153
Hay Rural ...	23	23	46	146
Vaynor Rural ...	39	10	49	46
Ystradgynlais Rural	116	40	156	239
Totals ...	484	139	623	1444

PRIMARY SCHOOLS.

Number of Children examined:—

	<i>Males</i>	<i>Females</i>	<i>Totals</i>
Routine Inspections ...	482	448	930
Special Inspections ...	8	7	15
Re-Inspections ...	173	147	320
Totals ...	663	602	1265

SECONDARY AND COUNTY GRAMMAR SCHOOLS.

Number of Children examined:—

	<i>Males</i>	<i>Females</i>	<i>Totals</i>
Routine Inspections ...	1063	1001	2064
Special Inspections ...	5	10	15
Re-Inspections ...	77	84	161
Totals ...	1145	1095	2240

TREATMENT OF VISION.

Table of Cases Examined by the Eye Specialist.

No. of cases seen			No. of cases for whom glasses were prescribed
New cases	Re-inspections	Total	
63	161	224	154

Table of Cases seen by the Deputy County Medical Officer and Assistant Medical Officer.

No. of cases tested	No. for whom spectacles prescribed
122	61
No. referred to Eye Specialist.	

2

ORTHOPTIC TREATMENT.

The Orthoptist employed at the Brecon Hospital continues to treat children referred to her by Mr. Hoare from his School Clinics and this work has increased to such an extent that the Orthoptist now attends at the Hospital more often than the one session per week originally allotted for this work when the scheme first commenced in 1960. This arrangement for orthoptic treatment for our children works very satisfactorily.

Orthoptists are also employed at Merthyr General Hospital, Swansea General Hospital and the Royal Gwent Hospital, Newport, and these facilities can also be used by Breconshire children if required.

ORTHOPÆDIC SCHEME.

Mrs. N. G. Neat, the County Orthopædic Nurse, holds regular Orthopædic Clinics throughout the County.

A number of children were seen by the Orthopædic Surgeon, Mr. Roy Treasure, F.R.C.S., at the monthly clinics held at Brecon Hospital, when your Orthopædic Nurse attends to assist the Specialist by arrangement with the Regional Hospital Board.

By arrangement with the Regional Hospital Board, Mr. Treasure held Orthopædic Clinics at the Brecon Clinic on 4 occasions during 1962.

The details of school-children seen at these clinics are given below. These figures do not include children of under-school age who were seen.

Centre—Brecon. Consultant—Mr. R. Treasure, F.R.C.S.

	27.2.62	15.5.62	18.9.62	11.12.62
1. No. called up for examination	30	19	24	19
2. No. present and examined	21	15	18	16
3. No. found not to require treatment	—	—	3	1
4. No. found to require domiciliary or clinic treatment	15	12	14	13
5. No. found to require hospital treatment...	2	2	—	—
6. No. for X-rays	4	1	1	2
7. No. recommended to see Consultant again	12	14	7	11

REPORT ON THE SCHOOL DENTAL SERVICE, 1962

BY THE PRINCIPAL SCHOOL DENTAL OFFICER,

MR. J. H. SUTCLIFFE, L.D.S.



I have the honour to present to you a report on the School Dental Service for the year ending 31st December, 1962.

The staff of two dental officers and two dental assistants has remained unchanged. The vacancy for a third dental officer remains unfilled.

As in previous years, regular fixed clinics have been held at Brecon, Brynmawr, Builth Wells, Cefn Coed, Crickhowell and Ystradgynlais. The clinics at Hay and Tirabad have been used for routine treatment of children following a school inspection but have also been visited to carry out emergency treatment where this has been justified.

The minor clinic at Maesydderwen School has been visited for four sessions per month but additional sessions have been held as necessary.

The clinic in Builth was first used in November, 1958, i.e. approximately four years ago. For the first year or two the only children treated were those called up following routine inspections. It is interesting to note that during the last two years children and parents have acquired the habit of visiting the clinic voluntarily quite apart from school inspection. This is the result of two things:—

- (1) The provision of up to date premises and equipment and
- (2) The regular sessions held on the 2nd and 4th Thursdays of the month.

In my reports for 1954 and 1959 reference was made to the Fluoridation of Domestic Water Supplies. H.M. Stationery Office has now published the report on "The Conduct of the Fluoridation Studies in the United Kingdom and the Results after Five Years."

The report shows that in the three Study areas, i.e. Anglesey, Kilmarnock, and Watford, there has been a reduction of dental decay amounting to 66% in children aged 3 years, 57% in children aged 4 years and 50% in children aged 5 years.

Circular 28/62 (Wales) dated 17th December, 1962, from the Welsh Board of Health states that the Minister of Health is now ready to approve under section 28 of the National Health Service Act, 1946, the making of arrangements with the water undertakers for the addition of fluoride to water supplies that are deficient of it naturally.

During the year 4677 children (including 515 specials) were inspected and of these 3378 or 72% were found to require treatment. This compares with a figure of 70% for the previous year.

One-eleventh of your officers' time has been made available for the treatment of expectant and nursing mothers and pre-school age children.

It is again my pleasure to pay tribute to Head Teachers and their staffs and to thank them for their co-operation during the years.

I would also like to take this opportunity of thanking the Committee for allowing me to attend the annual conference of the British Dental Association.

DENTAL TREATMENT.

In addition to the figures in Part IV, the following treatment was carried out:—

Dentures supplied	...	23
Dentures repaired	...	3
Orthodontic appliances repaired	...	1
X-ray plates	...	1

POLIOMYELITIS VACCINATION.

This is a service provided under Section 26 of the National Health Service Act. I would, however, like to express my appreciation to the Head Teachers of schools in the County for their co-operation in allowing pupils to attend at the Clinics for vaccination.

During the year the age range of persons eligible for vaccination remained at 6 months to 40 years, and open sessions were held at the various centres in the County. In addition a certain amount of vaccination was carried out by general practitioners on their own patients.

In April, 1961, the Ministry recommended that a fourth injection should be given to school children between the ages of 5 years and 12 years and this policy was continued in Breconshire during 1962.

I give below the figures of children between 4 years and 15 years of age who had been vaccinated by the end of the year:—

No. of children born between 1947 and 1958
inclusive who had received two injections
by the end of 1962 ... 9073

Of these children, number who had received
three injection by the end of 1962 (or two
injections and one oral dose) ... 8673

Of these children, number (born between 1949
and 1957) who had received four injections
by the end of 1962 (or three injections and
one oral dose) ... 5553


In addition, the issue of oral vaccine (Sabin) was commenced by the Ministry in 1962 and this was brought into use in our clinics, where patients now have the option of either Salk vaccine injections or Sabin oral vaccine which is taken with sugar or syrup. The primary course of oral vaccine consists of three doses given at monthly intervals whereas the primary course of Salk vaccine consists of 2 injections at an interval of three weeks; this is followed at an interval of 7 months by a third re-inforcing injection.

In addition to the figures of children between the age of 4 and 15 who had received Salk vaccine, shown above, 102 children of these ages were given primary courses of oral vaccine during 1962.

B.C.G. VACCINATION AND TUBERCULOSIS.

In 1959 proposals were submitted by the County Council to the Welsh Board of Health for the extension of the Council's original scheme, which was approved in 1954. The extension of the scheme provides for the skin testing or re-skin testing annually of all pupils over the age of 13 years and for vaccination or re-vaccination, if necessary. This extended scheme was carried out by your Medical Officers in 1962, and details of the work are given in Part VIII of this report. Details of the X-ray examinations resulting from these skin tests are shown in Part IX.

T.B. SERIAL TESTING IN SCHOOLS.



In addition to the annual skin testing and B.C.G. vaccination of children over 13 years of age in schools, a scheme was introduced in Breconshire in 1961 whereby school children of all ages are skin tested annually and positive reactors X-rayed.

Annual tuberculin testing of all school children provides accurate and reliable information regarding the number of children infected from natural sources during any period of twelve months.

The annual conversion rate of non-reactor children will serve as a reliable index of the prevailing risk of infection in the community. When the conversion rate is found to be abnormally high in any class, school or district it indicates that viable tubercle bacilli are being disseminated freely and that intensive case-finding investigations should be applied, including possibly the mass radiography service.

A teacher disseminating viable tubercle bacilli would also be detected early and the spread of infection would be stopped.

Investigations should also be carried out among the home contacts of the converters in an attempt to discover the source of the infection.

Serial tuberculin testing therefore provides a method of detecting sources of infection which otherwise would not have been discovered until later.

Details of this work carried out in 1962 are shown in Table IX and the resulting X-Ray examinations are given in Table XI.

PART 1.

**MEDICAL INSPECTION OF PUPILS ATTENDING
MAINTAINED PRIMARY AND SECONDARY SCHOOLS
(Including Nursery and Special Schools)**

TABLE A. — PERIODIC MEDICAL INSPECTIONS

Age Groups Inspected (By year of Birth).	No. of Pupils Inspected.	Physical Condition of Pupils Inspected.		No.	% of Col. 2.	Pupils found to require treatment (excluding dental diseases and infestation with vermin).		
		Satisfactory.	Unsatisfactory.			For defective vision (excluding squint).	For other condition recorded at Part II.	Total Individual Pupils.
(1)	(2)	(3)	(4)	(5)	(6)	(7)	(8)	(9)
1958	245	245	100%	—	—	1	29	30
and later								
1957	357	357	100%	—	—	3	16	18
1956	189	189	100%	—	—	—	12	11
1955	75	75	100%	—	—	1	6	7
1954	23	23	100%	—	—	1	1	2
1953	18	18	100%	—	—	1	—	1
1952	14	14	100%	—	—	—	3	3
1951	224	224	100%	—	—	10	6	7
1950	404	404	100%	—	—	14	10	24
1949	366	366	100%	—	—	18	10	26
1948	510	510	100%	—	—	39	17	53
1947	569	569	100%	—	—	26	10	35
and earlier								
TOTAL	2994	2994	100%	—	—	114	120	227

These figures are sub-divided as follows into Primary, Secondary and County Grammar Schools and also into the numbers inspected by each of the three doctors.

PERIODIC MEDICAL INSPECTIONS, 1962.

PRIMARY SCHOOLS.

DR. J. K. JONES.

Age Groups Inspected (By year of Birth)	No. of Pupils Inspected	Physical Condition of Pupils Inspected			
		SATISFACTORY		UNSATISFACTORY	
		No. (3)	% of Col. 2 (4)	No. (5)	% of Col. 2 (6)
1958 and later	13	13	100	—	—
1957	43	43	100	—	—
1956	28	28	100	—	—
1955	12	12	100	—	—
1954	3	3	100	—	—
1953	7	7	100	—	—
1952	1	1	100	—	—
1951	4	4	100	—	—
1950	3	3	100	—	—
1949	—	—	—	—	—
1948	—	—	—	—	—
1947 and earlier	—	—	—	—	—
Totals	114	114	100	—	—

DR. C. M. STENNER-EVANS.

1958 and later	107	107	100	—	—
1957	120	120	100	—	—
1956	59	59	100	—	—
1955	25	25	100	—	—
1954	6	6	100	—	—
1953	4	4	100	—	—
1952	3	3	100	—	—
1951	2	2	100	—	—
1950 and earlier	—	—	—	—	—
Totals	326	326	100	—	—

PERIODIC MEDICAL INSPECTIONS — 1962.

PRIMARY SCHOOLS (Continued).

DR. C. E. EDWARDS

Age Groups Inspected (By year of Birth)	No. of Pupils Inspected	Physical Condition of Pupils Inspected			
		SATISFACTORY		UNSATISFACTORY	
		No.	% of Col. 2	No.	% of Col. 2
(1)	(2)	(3)	(4)	(5)	(6)
1958 and later	29	29	100	—	—
1957	80	80	100	—	—
1956	52	52	100	—	—
1955	21	21	100	—	—
1954	2	2	100	—	—
1953	2	2	100	—	—
1952	1	1	100	—	—
1951	—	—	—	—	—
1950 and earlier	—	—	—	—	—
Totals	187	187	100	—	—

DR. M. W. EVANS.

1958 and later	96	96	100	—	—
1957	114	114	100	—	—
1956	50	50	100	—	—
1955	17	17	100	—	—
1954	12	12	100	—	—
1953	5	5	100	—	—
1952	9	9	100	—	—
1951	—	—	—	—	—
1950 and earlier	—	—	—	—	—
Totals	303	303	100	—	—

PERIODIC MEDICAL INSPECTIONS, 1962.

Summary of Totals—Primary Schools.

Age Groups Inspected (By year of Birth) (1)	No. of Pupils Inspected (2)	Physical Condition of Pupils Inspected			
		SATISFACTORY		UNSATISFACTORY	
		No. (3)	% of Col. 2 (4)	No. (5)	% of Col. 2 (6)
1958 and later	245	245	100	—	—
1957	357	357	100	—	—
1956	189	189	100	—	—
1955	75	75	100	—	—
1954	23	23	100	—	—
1953	18	18	100	—	—
1952	14	14	100	—	—
1951	6	6	100	—	—
1950 and earlier	3	3	100	—	—
Totals	930	930	100	—	—

SECONDARY SCHOOLS.

DR. J. K. JONES

1951	123	123	100	—	—
1950	136	136	100	—	—
1949	104	104	100	—	—
1948	222	222	100	—	—
1947 and earlier	129	129	100	—	—
Totals	714	714	100	—	—

DR. C. M. STENNER-EVANS

1951	87	87	100	—	—
1950	211	211	100	—	—
1949	171	171	100	—	—
1948	198	198	100	—	—
1947 and earlier	334	334	100	—	—
Totals	1001	1001	100	—	—

PERIODIC MEDICAL INSPECTIONS, 1962.

SECONDARY SCHOOLS (Continued).

DR. C. E. EDWARDS

Age Groups Inspected (By year of Birth)	No of Pupils Inspected	Physical Condition of Pupils Inspected			
		SATISFACTORY		UNSATISFACTORY	
		No.	% of Col. 2	No.	% of Col. 2
(1)	(2)	(3)	(4)	(5)	(6)
1951	8	8	100	—	—
1950	54	54	100	—	—
1949	91	91	100	—	—
1948	90	90	100	—	—
1947	106	106	100	—	—
and earlier					
Totals	349	349	100	—	—

Summary of Totals—Secondary Schools.

1951	218	218	100	—	—
1950	401	401	100	—	—
1949	366	366	100	—	—
1948	510	510	100	—	—
1947	569	569	100	—	—
and earlier					
Totals	2064	2064	100	—	—

PART I.

TABLE B — OTHER INSPECTIONS.

Number of Special Inspections	...	30
Number of Re-inspections	...	481
Total	...	<u>511</u>

PART I.

TABLE C — INFESTATION WITH VERMIN.

Primary, Secondary and County Grammar Schools.

(i) Total number of examinations in the schools by school nurses or other authorised persons	...	12,542
(ii) Total number of individual pupils found to be infested	...	89
(iii) No. of individual pupils in respect of whom cleansing notices were issued (Section 54 (2) Education Act, 1944)	...	Nil
(iv) No. of individual pupils in respect of whom cleansing notices were issued (Section 54 (3) Education Act, 1944)	...	Nil

PART II.

DEFECTS FOUND BY MEDICAL INSPECTION DURING THE YEAR.

TABLE A — PERIODIC INSPECTIONS.

Defect Code No.	DEFECT or DISEASE	Periodic Inspections							
		Entrants		Leavers		Others		Total	
		(T)	(O)	(T)	(O)	(T)	(O)	(T)	(O)
4	Skin	3	23	2	30	5	32	10	85
5	Eyes—								
	a. Vision	15	26	41	76	58	95	114	197
	b. Squint	—	—	—	—	—	—	—	—
	c. Other	—	—	—	—	—	—	—	—
6	Ears—								
	a. Hearing	1	8	1	11	1	—	3	19
	b. Otitis Media	—	—	—	1	—	—	—	1
	c. Other	—	—	—	—	—	—	—	—
7	Nose or Throat..	15	98	2	15	4	18	21	131
8	Speech	5	17	3	3	—	5	8	25
9	Lymphatic Glands	1	32	—	6	—	3	1	41
10	Heart	3	6	1	7	—	11	4	24
11	Lungs	1	24	—	9	3	20	4	53
12	Developmental—								
	a. Hernia	2	7	1	3	1	11	4	21
	b. Other	1	1	1	2	—	2	2	5
13	Orthopaedic—								
	a. Posture	17	19	5	28	6	17	28	64
	b. Feet	22	11	2	3	1	7	25	21
	c. Other	3	—	—	2	2	1	5	3
14	Nervous System								
	a. Epilepsy	1	3	—	3	—	1	1	7
	b. Other	—	—	—	—	—	—	—	—
15	Psychological—								
	a. Development	1	9	—	6	2	2	3	17
	b. Stability	—	6	—	—	—	2	—	8
16	Abdomen	1	2	—	—	—	1	1	3
17	Other	—	—	—	2	—	1	—	3

PART II.

DEFECTS FOUND BY MEDICAL INSPECTION DURING THE YEAR.

TABLE B — SPECIAL INSPECTIONS.

Defect Code No.	Defect or Disease	Special Inspections	
		Requiring Treat- ment	Requiring Observa- tion
(1)	(2)	(3)	(4)
4	Skin ..	5	13
5	Eyes— (a) Vision ..	63	14
	(b) Squint ..	—	—
	(c) Other ..	—	—
6	Ears— (a) Hearing ..	3	2
	(b) Otitis media ..	—	—
	(c) Other ..	—	—
7	Nose and Throat ..	10	20
8	Speech ..	4	7
9	Lymphatic Glands ..	1	9
10	Heart ..	3	12
11	Lungs ..	3	6
12	Developmental—		
	(a) Hernia ..	3	—
	(b) Other ..	—	2
13	Orthopaedic—		
	(a) Posture ..	5	11
	(b) Feet ..	3	2
	(c) Other ..	—	2
14	Nervous System—		
	(a) Epilepsy ..	1	4
	(b) Other ..	—	—
15	Psychological—		
	(a) Development ..	1	5
	(b) Stability ..	—	—
16	Abdomen ..	2	1
17	Other ..	1	1

PART III.

TREATMENT OF PUPILS ATTENDING MAINTAINED PRIMARY AND SECONDARY SCHOOLS (Including Special Schools).

Table A — Eye Diseases, Defective Vision and Squint.

	No. of cases known to have been dealt with
External and other, excluding errors of refraction and squint ...	3
Errors of refraction (including squint) ...	346
Total ...	<hr/> 349
No. of pupils for whom spectacles were prescribed ...	223

Table B — Diseases and Defects of Ear, Nose and Throat.

	No. of cases known to have been dealt with
Received operative treatment—	
(a) for diseases of the ear ...	—
(b) for adenoids and chronic tonsillitis ...	12*
(c) for other nose and throat conditions ...	—
Received other forms of treatment ...	11
Total ...	23*

* This is the number of children known to have been operated on, but the true figure will be greater than this as hospitals do not generally notify this Office of cases treated.

Total number of pupils in school who are known to have been provided with hearing aids:—

(a) in 1962 ...	1
(b) in previous years ...	10

PRIMARY, SECONDARY AND COUNTY GRAMMAR SCHOOLS

PART III (Continued).

Table C — Orthopaedic and Postural Defects.

(a) Pupils treated at clinics or out-patient departments	...	1081
(b) Pupils treated at school for postural defects	...	—
Total	...	1081

Table D — Diseases of the Skin (excluding uncleanliness).

No. of cases treated or under treatment during the year by the authority:—

Ringworm—(a) Scalp	...	—
(b) Body	...	—
Scabies	...	6
Impetigo	...	—
Other skin diseases	...	19
Total	...	25

Table E — Child Guidance Treatment.

No. of pupils treated at Child Guidance Clinics under arrangements made by the Authority	...	4
--	-----	---

Table F — Speech Therapy.

No. of pupils treated by Speech Therapists	21
--	----

Table G — Other Treatment Given.

(a) Pupils with minor ailments	...	18
(b) Pupils who received convalescent treatment under School Health Service arrangements	...	—
(c) Pupils who received B.C.G. Vaccination		534
(d) Other than (a), (b) and (c) above	...	—
Total (a) to (d)	...	<hr/> 552

PRIMARY, SECONDARY AND COUNTY GRAMMAR SCHOOLS.

PART IV.

Dental Inspection and Treatment carried out by the Authority during the year ended 31st December, 1962.

(e) Dental and Orthodontic Work.

I. No of pupils inspected by the Authority's Dental Officers—

i. At Periodic Inspections ...	4162	} Total I	4677
ii. As Specials ...	515		

II. No. found to require treatment 3378

III. No. offered treatment ... 3286

IV. No. actually treated ... 2386

(b) Dental work (other than orthodontics) (N.B.: Figures relating to orthodontics should not be included in Section (b)).

I. Number of attendances made by pupils for treatment, excluding those recorded at (c) i below ... 2776

II. Half days devoted to:

i. Periodic (School) Inspection ...	81	} Total II	730
ii. Treatment ...	649		

III. Fillings:

i. Permanent Teeth ...	1313	} Total III	1542
ii. Temporary Teeth ...	229		

IV. Number of Teeth Filled:

i. Permanent Teeth ...	1203	} Total IV	1423
ii. Temporary Teeth ...	220		

V. Extractions:

i. Permanent Teeth ...	838	} Total V	3321
ii. Temporary Teeth ...	2483		

VI.	Administration of general anaesthetics for extraction	...	47
VII.	Number of pupils supplied with artificial teeth	...	23
VIII.	Other operations:		
	i. Permanent Teeth	... 266	} Total VIII 290
	ii. Temporary Teeth	... 24	
(c)	Orthodontics:		
	i. No. of attendances made by pupils for orthodontic treatment	...	85
	ii. Half days devoted to orthodontic treatment	...	10
	iii. Cases commenced during the year		14
	iv. Cases brought forward from the previous year	...	8
	v. Cases completed during the year	...	7
	vi. Cases discontinued during the year	...	2
	vii. Number of pupils treated by means of appliances	...	12
	viii. Number of removable appliances fitted		12
	ix. Number of fixed appliances fitted	...	1

PART V.

PRIMARY, SECONDARY AND COUNTY GRAMMAR SCHOOLS.

Summary of Weekly Reports of School Nurses, 1962.

School District	Number of Visits paid by Nurses to Schools	Total Number of Examinations.	Numbers Dirty		Numbers Verminous		No. of M.I.s or Cleanliness Inspections Follow Up	
			Head	Body	Head	Body	First Visits	Subsequent Visits
BRECON ..	8	1029	—	—	12	—	7	4
BRYNMAWR ..	6	800	4	—	58	5	6	—
BRYNMAWR (Llanelly)	6	214	1	—	1	—	2	5
BUILT ..	51	1650	8	—	—	—	15	30
CRICKHOWELL ..	33	1862	1	—	—	—	6	10
BRECON RURAL ..	30	1239	4	10	5	4	8	28
HAY and TALGARTH	41	2035	15	—	12	—	22	42
VAYNOR ..	20	1973	47	18	1	—	4	4
YSTRADGYNLAIS ..	26	1740	20	—	—	—	5	10
Totals ..	221	12542	100	28	89	9	75	133

HANDICAPPED PUPILS. 31st December, 1962. PART VI.

CATEGORY		In Special Schools		In Maintained Schools		In Independent Schools		Not at School		TOTAL	
		B	G	B	G	B	G	B	G	B	G
(a) Blind											
2—4 years
5—10 years
11—15 years	..	1	1	...
Over 15 years
(b) Partially Sighted											
2—4 years
5—10 years	1	1
11—15 years	1	1	1	1	2
Over 15 years	1	1	1	1
(c) Deaf											
2—4 years
5—10 years	2	2	...
11—15 years	1	1
Over 15 years	..	1	1	...
(d) Partially Deaf											
2—4 years
5—10 years
11—15 years	1	1	...	1	2	1
Over 15 years	1	1
(e) Educationally Subnormal											
2—4 years
5—10 years	9	9	2	...	9	11
11—15 years	..	4	1	15	7	...	3	19	11
Over 15 years	..	1	1	2	1	3	2
(f) Epileptic											
2—4 years
5—10 years	..	1	...	5	5	6	5
11—15 years	..	1	...	4	2	1	...	6	2
Over 15 years	1	1	...

PART VI — HANDICAPPED PUPILS (Continued).

CATEGORY		In Special Schools		In Maintained Schools		In Independent Schools		Not at School		TOTAL		
		B	G	B	G	B	G	B	G	B	G	
(g) Maladjusted												
2—4 years	
5—10 years	2	1	2	1	
11—15 years	1	1	...	
Over 15 years	
(h) Physically Handicapped												
2—4 years	2	1	1	2	2	
5—10 years	6	5	...	1	3	2	9	8	
11—15 years	..	1	...	7	5	...	1	2	...	10	6	
Over 15 years	1	1	1	1	
(i) Speech Defects												
2—4 years	1	1	...	
5—10 years	17	6	17	6	
11—15 years	3	3	3	3	
Over 15 years	1	1	...	
(j) Delicate												
2—4 years	4	1	...	1	4	
5—10 years	..	1	..	25	12	1	1	27	13	
11—15 years	..	1	3	23	15	24	18	
Over 15 years	5	3	1	1	6	4	
Totals		..	12	8	133	84	3	5	9	7	157	104

HANDICAPPED PUPILS, 1962, PART VII.

Special Schools and Independent Schools at which
Breconshire Children are accommodated.

	January 1st, 1962		Admitted during year		Discharged during year		December 31st, 1962	
	B	G	B	G	B	G	B	G
Blind Pupils								
Blind School, Bridgend ..	1	1	..
.....								
Partially Sighted Pupils								
Blind School, Bridgend	1	1
.....								
Deaf Pupils								
Llandrindod Residential School for the Deaf ..	1	1	1	1
Wessington Court, Woolhope, Hereford ..	2	2	..
.....								
Partially Deaf Pupils								
Wessington Court, Woolhope, Hereford ..	1	1	..
Special School for Deaf Children, Trehopcyn, Glam.	1	1
.....								
Educationally Sub-Normal Pupils								
Hilston Park Special School, Mon. ..	3	..	1	4	..
Cyfronydd School, Nr. Welshpool	2	..	1	..	2	..	1
Hilton Grange School, Nr. Leeds	1	1
St. Christopher's School, Bristol	1	1
Inglefield Manor, Sussex	1	1
Philpotts Manor, Sussex	2	1	..	1
Penybryn Day School, Swansea ..	1	1	..
.....								
Physically Handicapped Pupils								
Irton Hall, Holmrook, Cumberland	2	2
Erw Delyn Special School, Penarth, Glam.	1	1	..
.....								
Delicate Pupils								
Open Air School, Penoyre, Nr. Brecon ..	4	6	2	..	4	3	2	3
.....								
Epileptic Pupils								
Maghull Homes for Epileptics ..	1	..	1	2	..
.....								
TOTALS ..	14	18	5	1	4	6	15	13

PREVENTION OF TUBERCULOSIS—PART VIII. **B.C.G. Vaccination.**

Details of this work during 1962 are as follows:—

School	No. given skin tests	Results.		No. given B.C.G. Vacc.	No. re-skin tested	Results.	
		Negative	Positive			No. converted To positive	No. not converted and given further B.C.G. Vacc.
Builth Cty. Sec. ...	60	55	5	15	67	67	—
Christ College ...	28	24	4	21	121	121	—
Brecon Sec. Mod. ...	106	102	4	102	32	26	6
Tymawr School ...	51	46	5	46	12	12	—
Crickhowell Sec. Mod.	13	12	1	12	11	11	—
Gwernyfed Sec. Mod.	42	39	3	39	48	47	1
Brecon Boys' Grammar	74	69	5	66	90	89	1
Y'lais Comprehensive (Boys)	72	70	2	70	103	103	—
Y'lais Comprehensive (Girls)	72	67	5	65	94	94	—
Brecon Girls' Grammar	52	42	10	42	121	113	8
Totals ...	570	526	44	518	699	683	16

PREVENTION OF TUBERCULOSIS—PART IX.

T.B. Serial Testing.

Details of this work during 1962 are as follows:—

School	Number given skin tests	Results		Number re-skin tested	Results		
		Positive	Negative		Natural Positive	B.C.G. Positive	Negative
Cefn C.P. Infants. ...	134	—	134	6	—	2	4
Cefn C.P. Mixed ...	169	5	164	12	1	4	7
Llangammarch C.P. ...	44	1	43	1	—	1	—
Tirabad C.P. ...	18	—	18	11	1	4	6
Llanspyddid C.P. ...	37	2	35	1	—	—	1
Llanganten C.P. ...	24	—	24	—	—	—	—
Llanfrynach V.P. ...	15	—	15	7	—	7	—
Postern V.P. ...	58	—	58	8	—	—	8
Llanwrtyd C.P. ...	56	1	55	9	1	2	6
Mount St. C.P. Mixed ...	128	6	122	52	—	20	32
Mount St. C.P. Infts. ...	94	2	92	20	—	6	14
Talybont V.P. ...	24	2	22	10	1	5	4
Gilwern C.P. ...	158	4	154	19	—	2	17
Brynmaur R.C. ...	16	—	16	4	—	—	4
Llanbedr V.P. ...	24	—	24	4	—	—	4
Llanfaes C.P. Mixed ...	110	3	107	15	1	8	6
Llanfaes C.P. Infts. ...	115	—	115	5	1	2	2
Cray C.P. ...	15	—	15	1	—	—	1
Sennybridge C.P. ...	61	3	58	12	—	9	3
Brynmaur C.P. Mixed ...	153	—	153	19	2	5	12
Brynmaur C.P. Infts. ...	99	—	99	12	—	5	7
Brynmaur V.P. Mixed ...	61	1	60	5	—	3	2
Brynmaur V.P. Infts. ...	43	—	43	4	—	1	3
Crickhowell V.P. ...	116	3	113	23	—	6	17
Llangynidr V.P. ...	9	—	9	40	1	6	33
Cwmdu V.P. ...	38	—	38	9	—	3	6
Llangattock V.P. ...	42	—	42	12	1	6	5
Senny C.P. ...	4	—	4	—	—	—	—
Aberpedwar C.P. ...	8	—	8	—	—	—	—
Trecastle C.P. ...	28	—	28	1	—	1	—
Penderyn C.P. ...	79	3	76	18	1	13	4
Ystradfellte C.P. ...	7	—	7	—	—	—	—
Ysgol Thomas Stephens ...	52	2	50	9	2	5	2
Llan-Nant-Bran V.P. ...	17	—	17	1	—	—	1
Trallong V.P. ...	9	—	9	—	—	—	—
Battle C.P. ...	15	—	15	2	—	1	1
Merthyr Cynog C.P. ...	10	—	10	1	—	1	—
Upper Chapel C.P. ...	5	1	4	—	—	—	—
Llandefaelog V.P. ...	7	—	7	1	—	1	—
Clydach C.P. Mixed ...	37	2	35	7	—	1	6
Clydach C.P. Infts. ...	25	—	25	1	—	—	1
Darenfelen C.P. Mixed ...	35	—	35	2	—	—	2

90

PREVENTION OF TUBERCULOSIS—PART IX.
T.B. Serial Testing (Continued).

School	Number given skin tests	Results		Number re- skin tested	Results		
		Positive	Negative		Natural Positive	B.C.G. Positive	Negative
Darenfelen C.P. Infts.	31	—	31	5	—	1	4
Yniscedwyn Welsh ...	94	—	94	24	—	10	14
Glanrhyd C.P. ...	75	—	75	14	1	1	12
Abercrave C.P. ...	71	2	69	20	2	4	14
Caehopkin C.P. ...	48	—	48	10	—	3	7
Penycae C.P. ...	35	1	34	11	—	1	10
Glyntawe C.P. ...	19	—	19	2	—	—	2
Gurnos C.P. Infts. ...	66	1	65	8	1	4	3
Gurnos C.P. Mixed ...	81	1	80	17	—	6	11
Colbren C.P. ...	23	—	23	54	3	4	47
Penrhos C.P. Infts. ...	57	—	57	7	—	4	3
Penrhos C.P. Mixed ...	54	2	52	13	—	6	7
Cynlais C.P. Infants ...	53	—	53	6	—	2	4
Cynlais C.P. Mixed ...	53	2	51	17	—	4	13
Cwmtwrch C.P. Infts....	26	—	26	3	—	1	2
Cwmtwrch C.P. Mixed	27	—	27	13	—	3	10
Brecon Sec. Mod. ...	49	2	47	60	—	8	52
Crickhowell Sec. Mod....	11	1	10	18	—	2	16
Gwernyfed Sec. Mod. ...	17	—	17	63	—	6	57
Brecon Boys' Grammar	41	—	41	18	1	6	11
Builth Bi-lateral ...	20	3	17	72	4	2	66
Y'lais Comp. (Boys) ...	37	2	35	6	—	6	—
Y'lais Comp. (Girls) ...	43	2	41	2	—	2	—
Brecon Gls' Grammar)	43	5	38	32	—	7	25
Totals ...	3273	65	3208	859	25	223	611

CHEST X-RAYS—PART X.

(In connection with B.C.G. Vaccination).

School.	No. Done.	No. Satis- factory.	No. Unsatis- factory.
Builth Cty. Sec. ...	5	5	—
Christ College ...	4	4	—
Brecon Sec. Mod. ...	5	5	—
Tymawr School ...	5	5	—
Gwernyfed Sec. Mod. ...	3	3	—
Brecon Boys' Grammar ...	4	4	—
Ystradgynlais Comp. (Boys) ...	2	2	—
Ystradgynlais Comp. (Girls) ...	5	5	—
Totals ...	33	33	—

CHEST X-RAYS—PART XI.

(In connection with T.B. Serial Testing). ...

School.	No. Done.	No. Satis- factory.	No. Unsatis- factory.
Upper Chapel C.P. ...	1	1	—
Clydach C.P. Mixed ...	2	2	—
Glanrhyd C.P. ...	1	1	—
Abercrave C.P. ...	4	4	—
Penycae C.P. ...	1	1	—
Gurnos C.P. Infants ...	1	1	—
Colbren C.P. ...	3	3	—
Penrhos C.P. Mixed ...	2	2	—
Cynlais C.P. Mixed ...	2	2	—
Brecon Sec. Mod. ...	2	2	—
Crickhowell Sec. Mod. ...	1	1	—
Brecon Boys' Grammar ...	1	1	—
Builth Bi-lateral ...	6	6	—
Ystradgynlais Comp. (Boys) ...	2	2	—
Ystradgynlais Comp (Girls) ...	1	1	—
Brecon Girls' Grammar ...	5	5	—
Cefn C.P. Mixed ...	6	6	—
Llangammarch C.P. ...	1	1	—
Tirabad C.P. ...	1	1	—
Llanspyddid C.P. ...	2	2	—
Llanwrtyd C.P. ...	2	2	—
Mount Street C.P. Junior ...	6	6	—
Mount Street C.P. Infants ...	1	1	—
Talybont V.P. ...	3	3	—
Gurnos C.P. Mixed ...	1	1	—
Llanfaes C.P. Mixed ...	4	4	—
Sennybridge C.P. ...	3	3	—
Brynmaur C.P. Mixed ...	2	2	—
Brynmaur V.P. Mixed ...	1	1	—
Crickhowell V.P. ...	3	3	—
Llangattock V.P. ...	1	1	—
Penderyn C.P. ...	4	4	—
Ysgol Thomas Stephens ...	4	4	—
Gilwern ...	4	2	2
Totals ...	84	82	2

1 Primary T.B.
1 Under Treat-
ment by Chest
Physician

