

**[Report 1948] / Medical Officer of Health, Blaenavon U.D.C.**

**Contributors**

Blaenavon (Wales). Urban District Council.

**Publication/Creation**

1948

**Persistent URL**

<https://wellcomecollection.org/works/qz7zuzqg>

**License and attribution**

You have permission to make copies of this work under a Creative Commons, Attribution license.

This licence permits unrestricted use, distribution, and reproduction in any medium, provided the original author and source are credited. See the Legal Code for further information.

Image source should be attributed as specified in the full catalogue record. If no source is given the image should be attributed to Wellcome Collection.



Wellcome Collection  
183 Euston Road  
London NW1 2BE UK  
T +44 (0)20 7611 8722  
E [library@wellcomecollection.org](mailto:library@wellcomecollection.org)  
<https://wellcomecollection.org>


RECEIVED  
11 NOV 1949

BLAENAVON URBAN DISTRICT COUNCIL.

MEDICAL OFFICER'S ANNUAL REPORT

FOR THE YEAR 1948





THE URBAN DISTRICT COUNCIL OF BLAENAVON.

MEDICAL OFFICER'S REPORT FOR THE YEAR, 1948.

Mr. Chairman, Ladies & Gentlemen,

I have the honour to submit my thirtieth Annual Report regarding the health and sanitary conditions in the Urban District of Blaenavon for the year ended 31st December, 1948.

STATISTICS OF THE DISTRICT.

Area	-	4,612 acres
Rateable Value	-	£32,248
Product of a Penny Rate.	-	£124 - 0 - 0
Population	-	9,922 mid year, 1948
Number of inhabited houses	-	2,771
Principal Industry	-	Coal Mining

GENERAL INFORMATION - WATER SUPPLY.

No changes were brought about during the year in the district's water supply.

Number of Dwelling Houses in the area	2,771
Estimated population 1947	9,922
Number of houses supplied from public mains:-	
(i) direct to house	2,647
(ii) by means of standpipes	63
(iii) by springs and streams	61
Approximate population supplied from public mains etc.	
(i) direct to house	9,366
(ii) by means of standpipes	211
(iii) by springs and streams	187

RAINFALL


The District's rainfall for the year, which was taken in the grounds of No 2 Reservoir, was as follows:-

January	12.51 inches	July	1.31 inches
February	3.29	August	6.27
March	1.67	September	5.08
April	3.90	October	5.21
May	4.62	November	2.89
June	5.82	December	9.15

TOTAL for Year - 61.72 inches

DISTRICT'S RAINFALL DURING THE PAST 10 YEARS.

1939	56.12 inches
1940	46.37
1941	47.64
1942	47.18
1943	52.55
1944	47.13
1945	51.15
1946	67.78
1947	47.74
1948	61.72





MEDICAL OFFICER'S ANNUAL REPORT  
VITAL STATISTICS FOR THE YEAR.

Sheet 2.

BIRTHS.

<u>LIVE BIRTHS:-</u>	<u>1948</u>	<u>1947</u>	<u>1946</u>	<u>1945</u>	<u>1944</u>
<u>Legitimate</u>	168	195	163	165	186
<u>Illegitimate</u>	5	7	6	13	9
<u>TOTAL</u>	<u>173</u>	<u>202</u>	<u>169</u>	<u>178</u>	<u>195</u>
<u>Male</u>	78	90	92	93	106
<u>Female</u>	95	112	77	85	89
	<u>173</u>	<u>202</u>	<u>169</u>	<u>178</u>	<u>195</u>

BIRTHRATE PER 1,000 OF THE POPULATION

	<u>1948</u>	<u>1947</u>	<u>1946</u>	<u>1945</u>	<u>1944</u>
	17.4	20.6	17.3	18.3	19.8

STILL BIRTHS:-

<u>Legitimate</u>	4	5	5	3	6
<u>Illegitimate</u>	0	0	0	1	0
<u>TOTAL</u>	<u>4</u>	<u>5</u>	<u>5</u>	<u>4</u>	<u>6</u>

STILL BIRTHS PER 1,000 OF THE POPULATION.

	0.40	0.51	0.51	0.41	0.60
--	------	------	------	------	------

DEATHS

	<u>1948</u>	<u>1947</u>	<u>1946</u>	<u>1945</u>	<u>1944</u>
<u>Male</u>	67	87	68	87	61
<u>Female</u>	49	69	54	64	42
<u>TOTAL</u>	<u>116</u>	<u>156</u>	<u>122</u>	<u>151</u>	<u>103</u>

DEATH RATE PER 1,000 OF THE POPULATION.

<u>Blaenavon.</u>	11.7	15.8	12.5	15.6	10.5
<u>England &amp; Wales</u>	10.8	12.0			

INFANTILE MORTALITY

NUMBER OF INFANT DEATHS UNDER 1 YEAR.

	<u>1948</u>	<u>1947</u>	<u>1946</u>	<u>1945</u>	<u>1944</u>
<u>Boys</u>	5	4	5	4	3
<u>Girls</u>	3	3	6	6	2
<u>TOTAL</u>	<u>8</u>	<u>7</u>	<u>11</u>	<u>10</u>	<u>5</u>

NUMBER OF BIRTHS:-

	173	202	169	178	195
--	-----	-----	-----	-----	-----

INFANT DEATHS PER 1,000 BIRTHS REGISTERED.

	<u>1948</u>	<u>1947</u>	<u>1946</u>	<u>1945</u>	<u>1944</u>
	46.2	34.6	65.1	56.2	25.6



PARTICULARS OF INFANT DEATHS DURING THE YEAR.

Under 1 week	6	1 to 3 months	0
1 to 2 weeks	0	3 to 6 months	2
2 to 3 weeks	0	6 to 9 months	0
3 to 4 weeks	0	9 to 12 months	0
<u>Total under 1 month</u>	<u>6</u>		

TOTAL UNDER 12 MONTHS 8.

CANCER DEATHS


Males	8
Females	<u>5</u>
	<u>13</u>

CAUSES OF DEATH IN THE BLAENAVON URBAN DISTRICT, 1948.

As Furnished by the Registrar General.

No.	Causes	Male	Female
1.	Typhoid & para-typhoid fevers	0	0
2.	Cerebro-spinal fever	0	0
3.	Scarlet fever	0	1
4.	Whooping Cough	0	0
5.	Diphtheria	0	0
6.	Tuberculosis of the Respiratory System	3	5
7.	Other forms of Tuberculosis	1	0
8.	Syphilitic Diseases	0	0
9.	Influenza	2	0
10.	Measles	0	0
11.	Acute polio-myel. & polio-enceph.	0	0
12.	Acute inf. Enceph	0	0
13.	Cancer of the Buc.Cav. & oesoph. (M)	1	0
	uterus. (F)	0	0
14.	Cancer of the stomach & Duodenum	5	2
15.	Cancer of breast	0	0
16.	Cancer of all other sites	2	3
17.	Diabetes	0	0
18.	Intra Cranial Vascular-lesions	2	7
19.	Heart diseases	18	18
20.	Other diseases of the Circulatory System.	3	0
21.	Bronchitis	11	0
22.	Pneumonia	2	0
23.	Other respiratory diseases	3	0
24.	Ulcer of Stomach or duodenum	1	1
25.	Diarrhoea (under 2 years)	0	0
26.	Appendicitis	0	0
27.	Other Digestive diseases	0	1
28.	Nephritis	1	5
29.	Puerperal & post abort. sepsis	0	0
30.	Other maternal causes	0	0
31.	Premature birth	3	3
32.	Con., mal., birth inj., infant., diseases	1	0
33.	Suicide	2	0
34.	Road traffic accidents	1	0
35.	Other violent causes	2	0
36.	All other causes	<u>3</u>	<u>3</u>
	<u>TOTAL ALL CAUSES</u>	<u>67</u>	<u>49</u>





COMPARATIVE BIRTHS & DEATHS RATE, ETC.

COUNTY OF MONMOUTH.

Live Birth Rate	per 1,000 population	19.2
Stillbirth Rate	" " "	.51
Death Rate	" " "	11.1
Infantile Mortality Rate	per 1,000 birth	43.7

ENGLAND & WALES.

Live Births	per 1,000 population	17.9
Still Birth Rate	per 1,000 population	0.42
Death Rate	per 1,000 population	10.8
Infant Mortality Rate	per 1,000 population	34.0

PREVALENCE & CONTROL OF INFECTIOUS & OTHER DISEASES

INFECTIOUS DISEASES GENERALLY - The prevalence of notifiable infectious diseases during the year ended 31st December, 1948, will be seen from the appended table.

DIPHTHERIA

No cases of Diphtheria were notified during the year; this is the second year for the district to be free from this disease.

SCARLET FEVER.

The number of cases of Scarlet Fever notified was 34; there was one death from this disease. This is the highest number of cases notified for many years; most of the cases, were however of a very mild type. One case only was removed to hospital.

CEREBRO - SPINAL FEVER.

Two cases were notified; there were no deaths. Both cases were removed to hospital.

ACUTE POLIO-MYELITIS

No cases were notified.

PNEUMONIA

Four cases of Primary Pneumonia were notified.

MEASLES.

Three hundred and ninety seven cases were notified; there were no deaths. This is the highest number of cases notified since 1945 when there were 142 cases.

NUMBER OF CASES OF INFECTIOUS DISEASES NOTIFIED DURING THE PAST FIVE

<u>YEARS</u>	<u>1948</u>	<u>1947</u>	<u>1946</u>	<u>1945</u>	<u>1944</u>
Small Pox	-	-	-	-	-
Diphtheria	-	-	1	1	3
Scarlet Fever	34	4	3	23	3
Enteric Fever	-	-	-	-	-
Pneumonia	4	-	1	1	4
Fuerperal Fever	-	-	-	-	-
Cerebro-spinal fever	2	-	-	1	1
Acute Polio-myelitis	-	3	-	-	-
Encephatitis Lethargica	-	-	-	-	-
Dysentery	-	-	-	-	-
Ophthalmia Neonatorum	-	-	-	-	-
Erysipelas	8	1	4	4	1
Measles	397	8	3	142	4
Whooping Cough	6	-	5	1	-

The first part of the document  
 discusses the general principles  
 of the system. It is divided into  
 several sections, each dealing  
 with a different aspect of the  
 overall framework.


The second part of the document  
 provides a detailed description  
 of the various components and  
 their interactions. This section  
 includes several diagrams and  
 tables that illustrate the  
 complex relationships between  
 the different parts of the system.

Component	Function	Location	Status
Module A	Input processing	Section 2.1	Active
Module B	Data storage	Section 2.2	Active
Module C	Output generation	Section 2.3	Active
Module D	Control logic	Section 2.4	Active
Module E	Monitoring	Section 2.5	Active
Module F	Reporting	Section 2.6	Active










TUBERCULOSIS.

During the year 15 cases of Pulmonary and one case of Non-Pulmonary Tuberculosis were notified. This shows that the number of cases of Pulmonary Tuberculosis notified was exactly the same as for 1947; there was a reduction of 1 in the Non-Pulmonary cases notified.

Nine deaths occurred - 3 male Pulmonary and one male Non-Pulmonary, and five female Pulmonary. This shows a reduction of five on last years deaths.

AGE PERIODS	New Cases		Non-Pulmonary		Total	Deaths Pulmonary		Non-Pulmonary		Total
	Male	Female	Male	Female		Male	Female	Male	Female	
Under 1 year										
1 - 5										
5 - 10										
10 - 15								1		1
15 - 25	2	3			5					2
25 - 35	6	3			9		1			3
35 - 45				1	1		1			2
45 - 55	1				1		1			1
55 - 65										
65 and over.										
TOTAL	9	6		1	16		3		5	9





MEDICAL OFFICER'S ANNUAL REPORT (CONTINUED)      Sheet 7.

MONTHLY NOTIFICATIONS OF TUBERCULOSIS.

MONTH	TOTAL	PULMONARY		NON-PULMONARY	
		MALE	FEMALE	MALE	FEMALE
January	2	2	0	0	0
February	0	0	0	0	0
March	3	1	2	0	0
April	0	0	0	0	0
May	0	0	0	0	0
June	1	0	1	0	0
July	0	0	0	0	0
August	2	2	0	0	0
September	1	1	0	0	0
October	3	1	1	0	1
November	3	1	2	0	0
December	1	1	0	0	0
<b>TOTAL</b>	<b>16</b>	<b>9</b>	<b>6</b>	<b>Nil</b>	<b>1</b>

COMPARISON OF NOTIFICATIONS AND DEATHS FROM TUBERCULOSIS DURING THE FIVE YEARS.

YEAR	PULMONARY		NON-PULMONARY		TOTAL
	MALE	FEMALE	MALE	FEMALE	
1944					
Notifications	8	17	1	3	29
Deaths	3	3	1	1	8
1945					
Notifications	7	8	1	1	17
Deaths	0	4	1	3	8
1946					
Notifications	10	7	5	0	22
Deaths	1	4	1	1	7
1947					
Notifications	6	9	2	0	17
Deaths	3	6	3	2	14
1948					
Notifications	9	6	0	1	16
Deaths	3	5	1	0	9



1880

...

...

...

...

...

...

...

...

...

...

...

...

...

...

...

...

...

...

...

...

...

...

...

...

...

...

...

...

...

...

...

...

...

...

...


...

MEDICAL OFFICER'S ANNUAL REPORT (Continued) Sheet 8

OCCUPATIONAL INCIDENCE OF NEW CASES OF TUBERCULOSIS NOTIFIED DURING  
THE YEAR.

MALE CASES	PULMONARY	NON-PULMONARY	TOTAL
Fitters	3	-	3
Factory Workers	1	-	1
Steelworkers	1	-	1
Miners	1	-	1
Students (Surveyor)	1	-	1
Haulage drivers	1	-	1
Crane drivers	1	-	1
<b>TOTAL</b>	<b>9</b>	<b>-</b>	<b>9</b>

FEMALE CASES	PULMONARY	NON-PULMONARY	TOTAL
Housewives	4	1	5
Factory Workers	1	-	1
Schoolgirls	1	-	1
<b>TOTAL</b>	<b>6</b>	<b>1</b>	<b>7</b>





FACTORIES ACT 1937

INSPECTIONS OF THE FACTORIES IN THE BLAENAVON URBAN DISTRICT

COUNCIL'S AREA.

PART I OF THE FACTORY ACT 1937.

1 - Inspections for the purposes of provisions as to health (including inspections made by Sanitary Inspectors)

Premises.	No on Register	Number of		
		inspect-ions	written notices	Occupiers prosecuted
1) Factories in which Secs.1,2,3,4 & 6 are enforced by L.A's	9	30	Nil	Nil
2) Factories not inc.in 1) to which Sec 7 applies. a) Subject to L.A's. (Transfer of Enforcement) Order, 1938	25	76	4	Nil
b) Others	Nil	---	---	---
3) Other premises under Act (excluding out-workers premises)				
<b>TOTAL</b>	<b>34</b>	<b>106</b>	<b>4</b>	<b>Nil.</b>

2. -CASES IN WHICH DEFECTS WERE FOUND.

PARTICULARS	Number of cases in which defects were found.				Number of cases in which prosecutions were taken.
	Found	Remedied	Referred to H.M. inspector	By H.M. Inspector	
Want of cleanliness	-	-	-	-	-
Overcrowding	-	-	-	-	-
Unreasonable temperature	-	-	-	-	-
Inadequate ventilation	-	-	-	-	-
Ineffective drainage of floors.	-	-	-	-	-
Sanitary conveniences					
(a) Insufficient	-	-	-	-	-
(b) Unsuitable or defective	4	4	-	-	-
(c) Not separate for sexes	-	-	-	-	-
Other offences against the Act (not including offences relating to Outwork)	-	-	-	-	-
<b>Total</b>	<b>4</b>	<b>4</b>	<b>Nil</b>	<b>Nil</b>	<b>Nil</b>

Nonember 3rd.1949.

I am, Ladies & Gentlemen,  
Your obedient servant,  
(Signed). J.J. Crowe.



