

[Report 1947] / Medical Officer of Health, Blaenavon U.D.C.

Contributors

Blaenavon (Wales). Urban District Council.

Publication/Creation

1947

Persistent URL

<https://wellcomecollection.org/works/ephjuwhk>

License and attribution

You have permission to make copies of this work under a Creative Commons, Attribution license.

This licence permits unrestricted use, distribution, and reproduction in any medium, provided the original author and source are credited. See the Legal Code for further information.

Image source should be attributed as specified in the full catalogue record. If no source is given the image should be attributed to Wellcome Collection.



Wellcome Collection
183 Euston Road
London NW1 2BE UK
T +44 (0)20 7611 8722
E library@wellcomecollection.org
<https://wellcomecollection.org>

THE BLAENAVON URBAN DISTRICT COUNCIL.

MEDICAL OFFICER'S ANNUAL REPORT.

FOR THE YEAR 1947.

THE UNIVERSITY OF CHICAGO
LIBRARY

10

THE UNIVERSITY OF CHICAGO
LIBRARY

THE UNIVERSITY OF CHICAGO
LIBRARY

THE UNIVERSITY OF CHICAGO
LIBRARY

10

10

THE URBAN DISTRICT COUNCIL OF BLAENAVON.

MEDICAL OFFICER'S ANNUAL REPORT FOR THE YEAR 1947.

February, 1949.

Councillor Miss Lewis & Gentlemen,

I have the honour to submit my Twelfth Annual Report regarding the health and sanitary condition of the Urban District of Blaenavon for the year ended 31st December, 1947. The report is prepared on similar lines as for 1946.

GENERAL HEALTH CONDITIONS IN THE DISTRICT DURING THE YEAR.

There were, in my opinion, no causes of sickness or invalidity in the district requiring special comment.

The number of infectious cases notified was exceptionally low; a most gratifying fact is, that not a single case of Diphtheria was notified. It appears we are now beginning to reap the benefits of the Immunisation Scheme, and I sincerely hope that parents will continue to take advantage of the facilities offered: so simple, so effective yet capable of keeping at bay this scourge and destroyer of child life.

One very pleasant feature, which I think is becoming more noticeable, is the vigorous, sturdy and healthy appearance of the children in the district which, I consider is largely attributable to the excellent meals provided for the children at the schools. The food supplied at the school canteens is good, with plenty of variety, cooked and served under hygienic conditions, and should tempt and I believe satisfy, the most fastidious of children.

The industrial diseases which occur in the district are usually those connected with coal-mining, this being the principal industry. As these diseases - Silicosis, Pneumoconiosis, and Weil's disease, are not notifiable to the Authority, it is difficult to know the incidence of these diseases in the area. It can, however, be safely stated that since the local collieries were dealt with by the Rodent Control Dept., Ministry of Food, which resulted in a big reduction in the number of rats at the collieries, little has been heard of Weil's disease.

Tuberculosis is still a matter of great concern in the area. Although there was a reduction of four in the number of cases notified during the year to that of the previous year, the number of deaths recorded were double of that for 1946-fourteen for 1947 against seven for 1946. Full particulars of age groups notified, deaths etc., are furnished at the end of the report.

SANITARY CIRCUMSTANCES IN THE AREA.

WATER SUPPLY.


No changes were brought about during the year to the districts water supply.

Six samples of water were taken from the public supplies during the year and submitted for the purpose of bacteriological examination. Four of these were from treated supplies and two from untreated. The four samples of treated water were found to be satisfactory; the two untreated were unsatisfactory.

No samples were taken for chemical examination. Owing to the very warm summer and periods of drought, it was found necessary to curtail supplies to nearly every part of the district.

GENERAL INFORMATION RESPECTING WATER SUPPLY.

Number of dwelling houses in the area	2,721
Estimated population 1947	9,764
Number of houses supplied from public mains:-	
(1) direct to house	2,597
(11) by means of standpipes	63
(111) by springs and streams	61
Approximate population supplied from public mains, etc.,	
(1) direct to house	9,366
(11) by means of standpipes	211
(111) by springs and streams	187



RAINFALL

The District's rainfall for the year, which was taken in the grounds of the No 2 Reservoir, was as follows:-

January	5.17 inches	July	2.83 inches
February	1.67	August	1.07
March	12.50	September	2.50
April	5.92	October	1.25
May	3.60	November	3.82
June	3.03	December	4.83
<u>TOTAL for Year</u>		<u>48.18 inches</u>	

DISTRICT'S RAINFALL DURING THE PAST 10 YEARS

1938	46.32 inches
1939	56.12
1940	46.37
1941	47.64
1942	47.18
1943	52.55
1944	47.13
1945	51.15
1946	67.78
1947	48.18

DRAINAGE AND SEWERAGE

No improvements were made during the year to the drainage and sewerage systems in the area. The whole of the district's sewage is discharged untreated into the Avon Llywd.

There is however every prospect of this state of affairs coming to an end, as I understand all preparations have been made for an early start on the new sewerage scheme.

SCAVENGING AND CLEANSING.

The scavenging and cleansing of the district, with the exception of the Cwmavon area, is carried out by direct labour: collections are made three times a week.

The disposal of refuse is by uncontrolled tipping which is unsightly and unhygienic.

The substitution of this method by controlled tipping is urgently necessary

HOUSING:

This is still a very serious problem in our district. Our people are continually crying out for decent homes. I trust that the matter of housing will continue to receive your most serious attention, as in my opinion, bad housing conditions are the primary cause of much unhappiness in married life. Child delinquency is often the result of unhappy home life. Apart from the bad effects on the family life, dark, dreary and drab houses do not improve the beauty of the neighbourhood.

RODENT CONTROL

Rodent Control is indeed, taken very seriously in the district, and has now become an important branch of the Public Health work.

Your Sanitary Inspector, who carries out the duties of Rodent Officer, and the Rodent operator working under his supervision, made systematic inspections of all parts of the district throughout the year, and carried out a large number of treatments.

and in the

of the

of the

of the

of the

of the

of the

of the

of the

of the

of the

of the

of the

of the

Private dwellings, business premises, factories, workplaces and all classes of food premises have been inspected, and treated when the necessity arose. The surfaces of the collieries, and the Avon Llwydd from Cwmavon to the point where the river is arched, near the Coke ovens, were also dealt with and treated.

In addition to the surface Treatments, the sewers in the area were treated twice during the year with good results. Your Rodent Officer is satisfied that these sewer treatments are responsible for a big reduction in the number of rats in and around surface premises.

At the end of the year under review, there was no evidence of rat trouble in any of the food premises in the district.

I am well satisfied that the time and money spent on Rodent Control measures in the district have been worth while; it is only by carrying on incessant warfare against them that these pests can be controlled; and I hope this will be done in the future, as it has been done during the past four or five years.

INSPECTION AND SUPERVISION OF FOOD.

MILK SUPPLY.

The number of persons producing milk in the area is becoming fewer. At the time of the submission of my last Annual Report there were five producer-retailers; now there are only two, and one of these is producing only a very small quantity. Three producer-retailers bring in milk from other areas, two from the adjoining rural area, and one from the Pontypool Urban District.

The bulk of the milk now retailed in the district is pasteurised; this is brought in from Pontypool Urban District, where there are two fairly large pasteurising plants.

The cowsheds and milkshops were visited periodically throughout the year by your Sanitary Inspector.

Some trouble was experienced during the summer months with regard to the purity of the milk supplied by certain of the retailers. Samples of milk taken during that period were found not to conform to a satisfactory bacteriological standard. Warnings were given to the persons responsible, and further samples were taken without the desired improvements being brought about. As a result, the offenders were summoned to appear before the Council, to show cause as to why they should not be removed from the Register. Various explanations were given and excuses made; the hot weather and drought were chiefly blamed. The Council, however, after giving them (the retailers) a very fair hearing, decided to give them another opportunity, and upon further samples being taken, much improvement had been brought about and the samples were found to be satisfactory.

SLAUGHTER-HOUSES & MEAT INSPECTION.

There are no slaughter-houses in use in the district since the rationing of food commenced. All meat consumed in the district, with the exception of imported meat, is killed at the Ministry of Food slaughter-house at Brynmawr. The quality of the meat supplied to the area was on the whole fairly good; and while there might have been cause for complaint, little could be done, under the circumstances, to improve it.

The butchers shops and other places where food is prepared and sold, have been inspected at various times by your Sanitary Inspector throughout the year.

GENERAL REMARKS AND RECOMMENDATIONS.

In my last Annual Report I dealt in detail with Blaenavon's advantages and disadvantages, and its litany of wants.

As has been stated previously, one of the chief wants of the district is new industries; or at least the retention of the existing industries

The district, cannot so far, be regarded as being particularly fortunate in the allocation of new industries. So far as the existing industries are concerned, another blow has been received in the loss of the Steel Tyre and Axle Plant; and the closing down in the near future of the Coke Ovens and By-Product Plant will add

Still further to the misfortunes of a district which has already suffered much from loss of industry and unemployment during the past thirty years.

However, we must not lose faith; we must still be optimistic and, like Mr. Micawber hope for something to turn up; and I believe it will.

There is now some hope of an improvement being brought about from a Public Health standpoint. The new Sewerage scheme, which is long overdue, is, I understand, to be commenced very shortly. My predecessors and I have advocated this for many years, and although it has been a long time coming, it will never-the-less be most welcome.

Second in my opinion only to new industries, is the need for more houses. There are still a number of cases of serious overcrowding in the area, and some hundreds of worn out and unfit houses. While we are grateful for the number of houses which have been erected since the cessation of hostilities, and those that are in course of erection, some hundreds of houses are still needed to solve the shortage, and replace those that are scheduled as unfit for habitation.

There is, I realise, little purpose in talking of, or suggesting any large scale improvements in the area until the industrial position in the district is made secure. I should, however, like to see :-

- (1). More dwelling houses provided.
- (2). The scrapping of certain of the existing water-works, and the provision of one main supply.
- (3). Controlled tipping of house and other refuse.
- (4). The putting into a state of repair of ~~roads~~ Llanover Road, from Channel View to the Mountain Gate, and the provision of a few seats.
- (5). The provision of an Isolation hospital in the district, or somewhere in the Eastern Valley.
- (6). A Maternity Home in the district.

Before I conclude this part of my Report, I should like to thank the Sanitary Inspector for his help and co-operation; also the Council for their attention and consideration to my suggestions for the good of the town.

HOME HELP.

Social Service Campaign.

In the New Social Service Campaign the Home Helps have been a wonderful blessing to many in Blaenavon, and lightened the burden of many homes. Mrs Thompson has proved very capable and efficient in sending along a Helper to assist in response to a call.

SWIMMING BATHS AND POOLS.

There is no public swimming bath owned by the local authority in the district.

There is, however, an open-air bath which has been provided by the workmen of the district in conjunction with the Miners Welfare Association. This bath is open to the public at a charge fixed by the Committee which control it, and when the weather is favourable, it is very well patronised by the inhabitants.


The bath is well maintained, and in charge of a capable attendant. An up-to-date purification plant, which automatically purifies and chlorinates the water has been installed, and has been working satisfactorily.

SCHOOLS.

The schools in the district were visited at various times during the year, and any nuisances and defects found were reported to the appropriate authority and remedied satisfactorily.

The water supply to the schools was generally satisfactory throughout the year.

It was not found necessary to close any of the schools during the year on account of infectious diseases.



FACTORIES ACT 1937.

INSPECTIONS OF THE FACTORIES IN THE BLAENAVON URBAN DISTRICT COUNCIL'S AREA.


PART 1 OF THE FACTORY ACT 1937

1.- INSPECTIONS for purposes of provisions as to health (including inspections made by Sanitary Inspectors)

Premises.	No on Register.	Number of		Occupiers prosecuted.
		inspec- tions.	Written Notices.	
1) Factories in which Secs.1,2,3,4,& 6 are enforced by L.A's.	9	24	Nil	Nil
2) Factories not inc. in 1) to which Sec 7 applies				
a) Subject to L.A's. (Transfer of Enforcement) Order, 1938.	25	50	Nil	Nil
b) Others	Nil	---	---	---
3) Other premises under Act (excluding out-workers premises)				
TOTAL.	34	74	Nil	Nil

2.- CASES IN WHICH DEFECTS WERE FOUND.

PARTICULARS.	Number of cases in which defects were found				Number of cases in which prosecutions were taken
	Found	Remedied	Referred To H.M. Inspector or	By H.M. Inspector or.	
Want of cleanliness	:	:	:	:	:
Overcrowding	:	:	:	:	:
Unreasonable temperature	:	All Nils.	:	:	:
Inadequate ventilation	:	:	:	:	:
Ineffective drainage of floors.	:	All Nils.	:	:	:
Sanitary conveniences.	:	:	:	:	:
(a) Insufficient	:	:	:	:	:
(b) Unsuitable or defective.	:	:	:	:	:
(c) Not separate for sexes.	:	:	:	:	:
Other offences against the Act (not including offences relating to Outwork)	:	:	:	:	:
TOTAL	Nil	Nil	Nil	Nil	Nil



VITAL STATISTICS FOR THE YEAR.

BIRTHS.

	<u>1947</u>	<u>1946</u>	<u>1945</u>	<u>1944</u>	<u>1943</u>
LIVE BIRTHS:-					
<u>LEGITIMATE</u>	195	163	165	186	159
<u>ILLEGITIMATE.</u>	7	6	13	9	10
<u>TOTAL</u>	<u>202</u>	<u>169</u>	<u>178</u>	<u>195</u>	<u>169</u>
<u>MALE</u>	90	92	93	106	97
<u>FEMALE</u>	<u>112</u>	<u>77</u>	<u>85</u>	<u>89</u>	<u>72</u>
	<u>202</u>	<u>169</u>	<u>178</u>	<u>195</u>	<u>169</u>

BIRTH RATE PER 1,000 of the POPULATION.

	<u>1947</u>	<u>1946</u>	<u>1945</u>	<u>1944</u>	<u>1943</u>
	20.6	17.3	18.3	19.8	17.3

STILL BIRTHS:-

<u>Legitimate:-</u>	5	5	3	6	7
<u>Illegitimate:-</u>	<u>0</u>	<u>0</u>	<u>1</u>	<u>0</u>	<u>0</u>
	<u>5</u>	<u>5</u>	<u>4</u>	<u>6</u>	<u>7</u>

STILL BIRTH PER 1,000 of the POPULATION.

	0.51	0.51	0.41	0.60	0.71
--	------	------	------	------	------

DEATHS.

	<u>1947</u>	<u>1946</u>	<u>1945</u>	<u>1944</u>	<u>1943</u>
<u>MALES:-</u>	87	68	87	61	68
<u>FEMALES:-</u>	<u>69</u>	<u>54</u>	<u>64</u>	<u>42</u>	<u>63</u>
<u>TOTAL.</u>	<u>156</u>	<u>122</u>	<u>151</u>	<u>103</u>	<u>131</u>

DEATH RATE PER 1,000 of the POPULATION.

<u>BLAENAVON:-</u>	15.8	12.5	15.6	10.5	13.3
<u>ENGLAND & WALES.</u>	12.0				

INFANTILE MORTALITY.

NUMBER OF INFANT DEATHS UNDER ONE YEAR.

	<u>1947</u>	<u>1946</u>	<u>1945</u>	<u>1944</u>	<u>1943</u>
<u>BOYS.</u>	4	5	4	3	8
<u>GIRLS.</u>	<u>3</u>	<u>6</u>	<u>6</u>	<u>2</u>	<u>2</u>
	<u>7</u>	<u>11</u>	<u>10</u>	<u>5</u>	<u>10</u>

NUMBER OF

<u>BIRTHS:-</u>	<u>202</u>	<u>169</u>	<u>178</u>	<u>195</u>	<u>169</u>
-----------------	------------	------------	------------	------------	------------

INFANT DEATHS PER 1,000 BIRTHS REGISTERED.

	<u>1947</u>	<u>1946</u>	<u>1945</u>	<u>1944</u>	<u>1943</u>
	34.6	65.1	56.2	25.6	59.2

Year	1940	1941	1942	1943	1944
1	1	1	1	1	1
2	2	2	2	2	2
3	3	3	3	3	3
4	4	4	4	4	4
5	5	5	5	5	5
6	6	6	6	6	6
7	7	7	7	7	7
8	8	8	8	8	8
9	9	9	9	9	9
10	10	10	10	10	10
11	11	11	11	11	11
12	12	12	12	12	12
13	13	13	13	13	13
14	14	14	14	14	14
15	15	15	15	15	15
16	16	16	16	16	16
17	17	17	17	17	17
18	18	18	18	18	18
19	19	19	19	19	19
20	20	20	20	20	20
21	21	21	21	21	21
22	22	22	22	22	22
23	23	23	23	23	23
24	24	24	24	24	24
25	25	25	25	25	25
26	26	26	26	26	26
27	27	27	27	27	27
28	28	28	28	28	28
29	29	29	29	29	29
30	30	30	30	30	30
31	31	31	31	31	31
32	32	32	32	32	32
33	33	33	33	33	33
34	34	34	34	34	34
35	35	35	35	35	35
36	36	36	36	36	36
37	37	37	37	37	37
38	38	38	38	38	38
39	39	39	39	39	39
40	40	40	40	40	40
41	41	41	41	41	41
42	42	42	42	42	42
43	43	43	43	43	43
44	44	44	44	44	44
45	45	45	45	45	45
46	46	46	46	46	46
47	47	47	47	47	47
48	48	48	48	48	48
49	49	49	49	49	49
50	50	50	50	50	50
51	51	51	51	51	51
52	52	52	52	52	52
53	53	53	53	53	53
54	54	54	54	54	54
55	55	55	55	55	55
56	56	56	56	56	56
57	57	57	57	57	57
58	58	58	58	58	58
59	59	59	59	59	59
60	60	60	60	60	60
61	61	61	61	61	61
62	62	62	62	62	62
63	63	63	63	63	63
64	64	64	64	64	64
65	65	65	65	65	65
66	66	66	66	66	66
67	67	67	67	67	67
68	68	68	68	68	68
69	69	69	69	69	69
70	70	70	70	70	70
71	71	71	71	71	71
72	72	72	72	72	72
73	73	73	73	73	73
74	74	74	74	74	74
75	75	75	75	75	75
76	76	76	76	76	76
77	77	77	77	77	77
78	78	78	78	78	78
79	79	79	79	79	79
80	80	80	80	80	80
81	81	81	81	81	81
82	82	82	82	82	82
83	83	83	83	83	83
84	84	84	84	84	84
85	85	85	85	85	85
86	86	86	86	86	86
87	87	87	87	87	87
88	88	88	88	88	88
89	89	89	89	89	89
90	90	90	90	90	90
91	91	91	91	91	91
92	92	92	92	92	92
93	93	93	93	93	93
94	94	94	94	94	94
95	95	95	95	95	95
96	96	96	96	96	96
97	97	97	97	97	97
98	98	98	98	98	98
99	99	99	99	99	99
100	100	100	100	100	100

PARTICULARS OF INFANT DEATHS DURING THE YEAR.

Under 1 week	3	1 to 3 months	3
1 to 2 weeks	0	3 to 6 months	0
2 to 3 weeks	0	6 to 9 months	1
3 to 4 weeks	0	9 to 12 months	0
<u>Total under 1 month</u>	<u>3</u>		<u>4</u>

TOTAL UNDER 12 MONTHS:- 7.

CANCER DEATHS.

Males	8
Females	6
	<u>14</u>

CAUSES OF DEATH IN THE BLAENAVON URBAN DISTRICT, 1947.
As Furnished by the Registrar General,

No.	Causes.	Male.	Female.
1.	Typhoid & para-typhoid Fevers	0	0
2.	Cerebro-spinal fever	0	0
3.	Scarlet Fever	0	0
4.	Whooping Cough	0	0
5.	Diphtheria	0	0
6.	Tuberculosis of the Respiratory System	3	6
7.	Other forms of Tuberculosis	3	2
8.	Syphilitic Diseases	0	0
9.	Influenza	1	2
10.	Measles	0	0
11.	Acute-polio-myel. & polio-enceph.	0	0
12.	Acute inf. Enceph.	0	0
13.	Cancer of the Buc. Cav. & oesoph. (M).	1	0
	Uterus (F).	0	0
14.	Cancer of the Stomach & Duodenum.	3	2
15.	Cancer of Breast	0	2
16.	Cancer of all other sites.	4	4
17.	Diabetes	0	1
18.	Intra Cranial Vascular-Lesions	12	4
19.	Heart Diseases	21	19
20.	Other diseases of the Circulatory System.	2	3
21.	Bronchitis.	11	5
22.	Pneumonia	1	5
23.	Other Respiratory Diseases.	3	2
24.	Ulcer of Stomach or Duodenum.	2	0
25.	Diarrhoea (under 2 years).	1	0
26.	Appendicitis.	0	0
27.	Other Digestive Diseases.	0	3
28.	Nephritis.	9	2
29.	Puerperal and post abort. sepsis.	0	0
30.	Other Maternal Causes.	0	0
31.	Premature Birth.	1	1
32.	Con; Mal; birth inj; infant; diseases.	0	0
33.	Suicide.	1	0
34.	Road traffic accidents.	1	0
35.	Other Violent causes.	1	1
36.	All other causes.	6	5
	<u>TOTAL. All causes.</u>	<u>87</u>	<u>89</u>

PREVALENCE AND CONTROLL OF INFECTIOUS AND OTHER DISEASES.

Infectious Diseases Generally. The prevalence of notifiable infectious diseases during the year ended December 31st 1947, will be seen from the appended table

DIPHTHERIA.

Not a single case of Diphtheria was notified during the year. This I consider remarkable, and shows the efficiency of immunisation against this disease.

SCARLET FEVER.

Four cases of Scarlet Fever were notified; these were again all of a very mild type, and none were removed to hospital.

PNEUMONIA.

No cases were notified; there were, however six deaths from this disease. It is necessary to point out however, that only primary cases of Pneumonia are notifiable.

CEREBRO-SPINAL FEVER.

No cases were notified from this disease.

ACUTE POLIO-MYELITIS.

Three cases were notified; two of which were admitted into hospital; this were no deaths from this cause.

MEASLES.

Eight cases of measles were notified; there were no deaths.

COMMENT ON INFECTIOUS DISEASES IN THE DISTRICT.

The number of cases of infectious diseases notified during the year, was exceptionally low; sixteen cases, and no deaths is something of which we can be justly proud. It is also gratifying to know that the majority of these cases were very mild and only two needed removal to hospital.

NUMBER OF CASES OF INFECTIOUS DISEASES NOTIFIED DURING THE PAST

FIVE YEARS.

	<u>1947</u>	<u>1946</u>	<u>1945</u>	<u>1944</u>	<u>1943</u>
Small Pox.	-	-	-	-	-
Diphtheria	-	1	1	3	5
Scarlet Fever	4	3	23	3	16
Enteric Fever	-	-	-	-	-
Pneumonia	-	1	1	4	24
Puerperal Fever	-	-	-	-	-
Cerebro-spinal fever	-	-	1	1	1
Acute Poliomyelitis	3	-	-	-	-
Encephalitis Lethargica	-	-	-	-	-
Dysentery	-	-	-	-	-
Ophthalmia Neonatorum	-	-	-	-	-
Erysipelas	1	4	4	1	1
Measles	8	3	142	4	58
Whooping Cough	-	5	1	-	2

1917
1918
1919
1920
1921
1922
1923
1924
1925
1926
1927
1928
1929
1930
1931
1932
1933
1934
1935
1936
1937
1938
1939
1940
1941
1942
1943
1944
1945
1946
1947
1948
1949
1950
1951
1952
1953
1954
1955
1956
1957
1958
1959
1960
1961
1962
1963
1964
1965
1966
1967
1968
1969
1970
1971
1972
1973
1974
1975
1976
1977
1978
1979
1980
1981
1982
1983
1984
1985
1986
1987
1988
1989
1990
1991
1992
1993
1994
1995
1996
1997
1998
1999
2000
2001
2002
2003
2004
2005
2006
2007
2008
2009
2010
2011
2012
2013
2014
2015
2016
2017
2018
2019
2020
2021
2022
2023
2024
2025

1917
1918
1919
1920
1921
1922
1923
1924
1925
1926
1927
1928
1929
1930
1931
1932
1933
1934
1935
1936
1937
1938
1939
1940
1941
1942
1943
1944
1945
1946
1947
1948
1949
1950
1951
1952
1953
1954
1955
1956
1957
1958
1959
1960
1961
1962
1963
1964
1965
1966
1967
1968
1969
1970
1971
1972
1973
1974
1975
1976
1977
1978
1979
1980
1981
1982
1983
1984
1985
1986
1987
1988
1989
1990
1991
1992
1993
1994
1995
1996
1997
1998
1999
2000
2001
2002
2003
2004
2005
2006
2007
2008
2009
2010
2011
2012
2013
2014
2015
2016
2017
2018
2019
2020
2021
2022
2023
2024
2025

DISEASE.	GASES NOTIFIED.				AGE GROUPS				DEATHS.				AGE GROUPS.												
	Under 1	2	3	4	5	10	15	20	35	45	65	Total	Under 1	2	3	4	5	10	15	20	35	45	65	Total	Admitted to
Diphtheria.																									
Scarlet Fever.					1	1	1	1				4													Nil.
Enteric Fever.												Nil.													Nil.
Pneumonia.												Nil.													Nil.
Puerperal Fever.												Nil.													Nil.
Cerebro S. Fever.												Nil.													Nil.
Acute Polio Myel.		2	1									3													Nil.
Enceph. Letharg.												Nil.													Nil.
Dysentery.												Nil.													Nil.
Op. Neonatorum												Nil.													Nil.
Puerperal Pyrexia:												Nil.													Nil.
Measles and German Measles	1	2	2	3								8													Nil.
Whooping Cough																									Nil.
Erysipelas.																									Nil.
Other Diseases.																									Nil.
State nature. Erysipelas												1													Nil.
TOTALS.	1	4	1	2	4	1	1	1	1	1	1	16													Nil.

Tuberculosis is not to be included in this summary.

Signed _____
 Medical Officer of Health.




Table with multiple columns and rows, containing faint text and numbers. The table is oriented vertically on the page. Some visible numbers include '2' and '3' in the first column, and '1' and '2' in the second column.

Handwritten notes and calculations on the right side of the page, including a small table with columns and rows.

Handwritten notes and calculations at the bottom of the page, including a small table with columns and rows.

MEDICAL OFFICER'S ANNUAL REPORT (CONTINUED) Sheet 11

Monthly Notifications of tuberculosis.

MONTH.	TOTAL.	PULMONARY.		Non-Pulmonary	
		Male	Female	Male	Female
January	5	3	2	0	0
February	0	0	0	0	0
March	0	0	0	0	0
April	0	0	0	0	0
May	1	0	0	1	0
June	5	1	3	1	0
July	1	0	1	0	0
August	4	2	2	0	0
September	1	0	1	0	0
October	0	0	0	0	0
November	0	0	0	0	0
December	0	0	0	0	0
TOTALS.	17	6	9	2	0

Comparison of Notifications and Deaths from Tuberculosis during the past Five Years.

YEAR.	Pulmonary		Non-pulmonary		TOTAL
	Male	Female	Male	Female	
1943	8	13	3	1	25
Notifications	1	6	1	0	8
Deaths					
1944	8	17	1	3	29
Notifications	3	3	1	1	8
Deaths					
1945	7	8	1	1	17
Notifications	0	4	1	3	8
Deaths					
1946	10	7	5	0	22
Notifications	1	4	1	1	7
Deaths					
1947	6	9	2	0	17
Notifications	3	6	3	2	14
Deaths					

TABLE 1
CENSUS OF THE UNITED STATES: 1900

POPULATION BY SEX, COLOR, AND NATURALIZATION STATUS

Sex	White	Colored	Foreign born	Total
Male	10,000,000	5,000,000	2,000,000	17,000,000
Female	10,000,000	5,000,000	2,000,000	17,000,000
Total	20,000,000	10,000,000	4,000,000	34,000,000

TABLE 2
CENSUS OF THE UNITED STATES: 1900

POPULATION BY SEX, COLOR, AND NATURALIZATION STATUS

Sex	White	Colored	Foreign born	Total
Male	10,000,000	5,000,000	2,000,000	17,000,000
Female	10,000,000	5,000,000	2,000,000	17,000,000
Total	20,000,000	10,000,000	4,000,000	34,000,000

MEDICAL OFFICER'S REPORT (Continued) Sheet 12.

OCCUPATIONAL INCIDENCE OF NEW CASES OF TUBERCULOSIS NOTIFIED
DURING THE YEAR.

MALE CASES	Pulmonary	Non-Pulmonary	Total.
Clerks	2		2
School Teachers	1		1
Colliery Officials	1		1
Schoolboys	1	2	3
Watchman	1		
TOTAL	6	2	8

FEMALE CASES	Pulmonary	Non-Pulmonary	
Housewives	6		6
Clerks	2		2
Schoolgirls	1		1
TOTAL	9	Nil	9

POPULATION, ETC.

The population (estimated) as given by the Registrar General mid year, 1947, was :- 9764.

The area of the district amounts to 4,612 acres, much of which is rough mountain land.

Product of a Penny Rate:- £124.

Rateable Value:- £33,724.

I am, Miss Lewis & Gentlemen,

Your obedient Servant,

(Signed) J.J. Crowe,

Medical Officer of Health.

