

[Report 1943] / Medical Officer of Health, Blaenavon U.D.C.

Contributors

Blaenavon (Wales). Urban District Council.

Publication/Creation

1943

Persistent URL

<https://wellcomecollection.org/works/enup53c5>

License and attribution

You have permission to make copies of this work under a Creative Commons, Attribution license.

This licence permits unrestricted use, distribution, and reproduction in any medium, provided the original author and source are credited. See the Legal Code for further information.

Image source should be attributed as specified in the full catalogue record. If no source is given the image should be attributed to Wellcome Collection.




Wellcome Collection
183 Euston Road
London NW1 2BE UK
T +44 (0)20 7611 8722
E library@wellcomecollection.org
<https://wellcomecollection.org>



THE URBAN DISTRICT COUNCIL OF BLAUWON.

MEDICAL OFFICER'S ANNUAL REPORT

FOR THE YEAR, 1943.



THE URBAN DISTRICT COUNCIL OF BLAENAVON.

MEDICAL OFFICER'S ANNUAL REPORT FOR THE YEAR, 1943.

Councillor Miss Lewis & Gantlegh,.

I have the honour to submit my Eighth Annual Report regarding the health and sanitary conditions of the Urban District of Blaenavon for the year ended 31st December, 1943. As directed by the Ministry of Health the report has been considerably curtailed whilst retaining essential information and statistics.

General Health Conditions in the District during the Year.

Having regard for all the circumstances, health conditions in the district during the year were again generally satisfactory, and there were no causes of sickness or invalidity requiring special comment. It is most pleasing to find that after more than four years of War, with the rationing of food, clothing, etc., the blackout and other restrictions which have been placed upon us, the health of the population has been so well maintained.

Public Health Officers of the Authority.

The Public Health Officers of the Authority consist of myself as Medical Officer of Health (part time), and a whole time Sanitary Inspector, who holds the qualifying certificate of the Royal Sanitary Institute, and their special certificate for Meat and Food Inspectors.

Sanitary Circumstances in the Area.

Water Supply.

No changes were brought about during the year to the district's water supply and conditions are similar to those states in my last report.

The water supply throughout the year was generally satisfactory to all parts of the district.

Rainfall.

The district's rainfall for the year, which was recorded in the grounds of No. 2 Reservoir was as follows:-

January	11.02 ins.	July	2.27 ins.
February	4.55 "	August	4.46 "
March	1.89 "	September	4.78 "
April	1.79 "	October	4.06 "
May	5.92 "	November	3.80 "
June	4.02 "	December	3.99 "

Total for Year 52.55 ins.

Drainage and Sewerage.

No improvements were made during the year to the drainage and sewerage systems in the area, and the whole of the towns sewage is still discharged in its crude state into the Avon Llwyd.

Scavenging and Cleansing.

The scavenging and cleansing of the district is carried out by direct labour, collections being carried out three times weekly.

The method of refuse disposal is by uncontrolled tipping, which is most unsatisfactory and not hygienic.

In some parts of the district householders adopt the practice of tipping house refuse in unauthorised places, thereby causing a nuisance and disfigurement of the neighbourhoods concerned. Numerous visits have been paid to the householders responsible by the Sanitary Inspector and a number of notices have been served and prosecutions threatened.

1941

There is a report that
the military commander
of the 1st Army
has been ordered
to evacuate.

The 1st Army is
being evacuated.

The 1st Army is
being evacuated.
The 1st Army is
being evacuated.
The 1st Army is
being evacuated.

The 1st Army is
being evacuated.
The 1st Army is
being evacuated.

The 1st Army is
being evacuated.
The 1st Army is
being evacuated.

The 1st Army is
being evacuated.

The 1st Army is
being evacuated.
The 1st Army is
being evacuated.

The 1st Army is
being evacuated.
The 1st Army is
being evacuated.

The 1st Army is
being evacuated.
The 1st Army is
being evacuated.

The 1st Army is
being evacuated.
The 1st Army is
being evacuated.

Housing.

A Housing Survey of the district was commenced during the year and up to the end of December, 672 houses had been inspected for this purpose.

Owing principally to the shortage of labour and material, serious difficulties were again encountered during the year regarding the carrying out of repairs to dwelling houses.

From the survey which is now in progress, it has been found that a large number of houses are in need of extensive repairs, but there is little hope of anything of a substantial nature being done in this respect until the cessation of hostilities.

Billeting of Evacuees.

The number of persons billeted in the area at the end of December as official evacuees was 190, made up of 144 unaccompanied children, 24 mothers, 41 accompanied children and 11 other adults.

This number shows a reduction in the number of evacuees since the time of my last report.

The general health of the evacuees in the area has been of a high standard and seems to have improved since their coming into the district.

Inspection & Supervision of Food.

Milk Supply.

There are only five persons in the area producing milk for sale; two of these produce a very small quantity. Five persons bring in milk from other areas, principally from the adjoining Rural district. The bulk of the milk retailed is pasteurised; this is brought in from the Pontypool Urban District, where there are two fairly large Pasteurising Plants.

The cowsheds, dairies and milkshops were visited periodically during the year by your Sanitary Inspector.

Slaughterhouses & Meat Inspection.

There are no slaughterhouses in use in the district since the rationing of food commenced. All meat consumed in the district with the exception of imported meat is killed at the Government Slaughterhouse, Brynmawr. The quality of meat supplied to the area has, on the whole, been satisfactory and there has been little cause for complaint. The butchers shops and other places where foods are prepared and sold have been visited and inspected at various times by the Sanitary Inspector throughout the year.

STATISTICS OF THE DISTRICT.

Area 4,612 acres.

Rateable Value £34,447.

Product of a Penny Rate. £121. 13. 8d.

17
18
19

20
21
22

23
24
25

26
27
28

29
30
31

32
33
34

35
36
37

38
39
40
41
42
43
44
45
46
47
48
49
50

51
52
53

54
55
56
57
58
59
60

VITAL STATISTICS FOR THE YEAR.

BIRTHS.

	<u>1943.</u>	<u>1942.</u>	<u>1941.</u>	<u>1940.</u>	<u>1939.</u>
<u>LIVE BIRTHS</u>					
Legitimate	159	161	157	132	124
Illegitimate	10	6	3	4	4
<u>TOTAL.</u>	<u>169</u>	<u>167</u>	<u>160</u>	<u>136</u>	<u>128</u>
<u>MALE</u>	<u>97</u>	<u>79</u>	<u>85</u>	<u>75</u>	<u>68</u>
<u>FEMALE</u>	<u>72</u>	<u>88</u>	<u>75</u>	<u>61</u>	<u>60</u>
<u>TOTAL.</u>	<u>169</u>	<u>167</u>	<u>160</u>	<u>136</u>	<u>128</u>

STILLBIRTHS.

Legitimate.	7	9	13	11	8
Illegitimate.	0	0	0	0	1
<u>TOTAL.</u>	<u>7</u>	<u>9</u>	<u>13</u>	<u>11</u>	<u>9</u>

STILLBIRTH RATE PER 1,000 of the POPULATION.

0.71	0.89	1.2	1.06	0.82.
------	------	-----	------	-------

DEATHS.

	<u>1943.</u>	<u>1942.</u>	<u>1941.</u>	<u>1940.</u>	<u>1939.</u>
<u>MALES</u>	<u>68</u>	<u>77</u>	<u>76</u>	<u>85</u>	<u>85</u>
<u>FEMALES</u>	<u>63</u>	<u>55</u>	<u>48</u>	<u>74</u>	<u>66</u>
<u>TOTAL.</u>	<u>131</u>	<u>132</u>	<u>124</u>	<u>159</u>	<u>151.</u>

DEATH RATE PER 1,000 of the POPULATION.

<u>Blaenavon.</u>	13.3	13.1	11.5	15.5	15.3
-------------------	------	------	------	------	------

INFANTILE MORTALITY.


NUMBER OF DEATHS UNDER ONE YEAR.

	<u>1943.</u>	<u>1942.</u>	<u>1941.</u>	<u>1940.</u>	<u>1939.</u>
Boys	8	4	8	6	4
Girls.	2	4	2	2	5
<u>TOTAL.</u>	<u>10</u>	<u>8</u>	<u>10</u>	<u>8</u>	<u>9</u>

<u>Number of Births.</u>	169	167	160	136	128
--------------------------	-----	-----	-----	-----	-----

INFANT DEATH RATE PER 1,000 BIRTHS REGISTERED.

	<u>1943.</u>	<u>1942.</u>	<u>1941.</u>	<u>1940.</u>	<u>1939.</u>
	59.2	47.9	59.17	58.8.	70.3



PARTICULARS OF INFANT DEATHS DURING THE YEAR.

Under 1 Week.	4	1 to 3 months	0
1 to 2 weeks.	2	3 to 6 months	2
2 to 3 weeks.	0	6 to 9 months	0
3 to 4 weeks.	<u>1</u>	9 to 12 months.	<u>0</u>
Total under		Total under	
<u>1 month.</u>	<u>7</u>	<u>12 months.</u>	<u>9</u>

CANCER DEATHS.

Males.	8
Females.	<u>10</u>
<u>TOTAL.</u>	<u>18</u>

Causes of Death in the Blaenavon Urban District, 1943.

As Furnished by the Registrar General.

No.	Cause.	Male.	Female.
1.	Typhoid & para-typhoid Fevers.		
2.	Cerebro-spinal Fever.	1	
3.	Scarlet Fever.		
4.	Whooping Cough.		
5.	Diphtheria.		
6.	Tuberculosis of Respiratory System.	3	5
7.	Other Forms of Tuberculosis.	1	
8.	Syphilitic Diseases.		
9.	Influenza.		1
10.	Measles.		
11.	Acute polio-myel. & polio-enceph.		
12.	Acute Inf. Enceph.		
13.	Cancer of Buc.cav. & oesoph(M)uterus(F)		1
14.	Cancer of Stomach & duodenum	4	2
15.	Cancer of Breast.		1
16.	Cancer of all other sites.	4	6
17.	Diabetes.		
18.	Intra-cranial vascular lesions	3	2
19.	Heart Disease.	11	12
20.	Other diseases of circulatory system		
21.	Bronchitis.	6	8
22.	Pneumonia.	3	2
23.	Other respiratory diseases.		2
24.	Ulcer of stomach or duodenum.	2	
25.	Diarrhoea under 2 years.		
26.	Appendicitis.		1
27.	Other digestive diseases.	2	1
28.	Nephritis.	8	4
29.	Puerperal & post abort: sepsis.		
30.	Other maternal causes.		
31.	Premature Birth.	4	
32.	Con.Mal: birth inj: infant diseases.	3	1
33.	Suicide.	1	
34.	Road Traffic accidents.		
35.	Other violent causes.	3	3
36.	All other causes.	9	11
<u>TOTAL.</u>		<u>63</u>	<u>63</u>

TABLE OF CONTENTS

1. Introduction	1
2. The Problem	2
3. The Method	3
4. The Results	4
5. The Discussion	5
6. The Conclusion	6
7. The Acknowledgments	7
8. The References	8
9. The Appendix	9
10. The Index	10

TABLE OF CONTENTS

1. Introduction	1
2. The Problem	2
3. The Method	3
4. The Results	4
5. The Discussion	5
6. The Conclusion	6
7. The Acknowledgments	7
8. The References	8
9. The Appendix	9
10. The Index	10

TABLE OF CONTENTS

1. Introduction	1
2. The Problem	2
3. The Method	3
4. The Results	4
5. The Discussion	5
6. The Conclusion	6
7. The Acknowledgments	7
8. The References	8
9. The Appendix	9
10. The Index	10

TABLE OF CONTENTS

1. Introduction	1
2. The Problem	2
3. The Method	3
4. The Results	4
5. The Discussion	5
6. The Conclusion	6
7. The Acknowledgments	7
8. The References	8
9. The Appendix	9
10. The Index	10
11. The Bibliography	11
12. The Glossary	12
13. The List of Figures	13
14. The List of Tables	14
15. The List of Equations	15
16. The List of Symbols	16
17. The List of Abbreviations	17
18. The List of Acronyms	18
19. The List of Initials	19
20. The List of References	20
21. The List of Figures	21
22. The List of Tables	22
23. The List of Equations	23
24. The List of Symbols	24
25. The List of Abbreviations	25
26. The List of Acronyms	26
27. The List of Initials	27
28. The List of References	28
29. The List of Figures	29
30. The List of Tables	30
31. The List of Equations	31
32. The List of Symbols	32
33. The List of Abbreviations	33
34. The List of Acronyms	34
35. The List of Initials	35
36. The List of References	36
37. The List of Figures	37
38. The List of Tables	38
39. The List of Equations	39
40. The List of Symbols	40
41. The List of Abbreviations	41
42. The List of Acronyms	42
43. The List of Initials	43
44. The List of References	44
45. The List of Figures	45
46. The List of Tables	46
47. The List of Equations	47
48. The List of Symbols	48
49. The List of Abbreviations	49
50. The List of Acronyms	50
51. The List of Initials	51
52. The List of References	52
53. The List of Figures	53
54. The List of Tables	54
55. The List of Equations	55
56. The List of Symbols	56
57. The List of Abbreviations	57
58. The List of Acronyms	58
59. The List of Initials	59
60. The List of References	60
61. The List of Figures	61
62. The List of Tables	62
63. The List of Equations	63
64. The List of Symbols	64
65. The List of Abbreviations	65
66. The List of Acronyms	66
67. The List of Initials	67
68. The List of References	68
69. The List of Figures	69
70. The List of Tables	70
71. The List of Equations	71
72. The List of Symbols	72
73. The List of Abbreviations	73
74. The List of Acronyms	74
75. The List of Initials	75
76. The List of References	76
77. The List of Figures	77
78. The List of Tables	78
79. The List of Equations	79
80. The List of Symbols	80
81. The List of Abbreviations	81
82. The List of Acronyms	82
83. The List of Initials	83
84. The List of References	84
85. The List of Figures	85
86. The List of Tables	86
87. The List of Equations	87
88. The List of Symbols	88
89. The List of Abbreviations	89
90. The List of Acronyms	90
91. The List of Initials	91
92. The List of References	92
93. The List of Figures	93
94. The List of Tables	94
95. The List of Equations	95
96. The List of Symbols	96
97. The List of Abbreviations	97
98. The List of Acronyms	98
99. The List of Initials	99
100. The List of References	100

PREVALENCE AND CONTROL OF INFECTIOUS AND OTHER DISEASES.

Infectious Diseases Generally. The prevalence of notifiable infectious diseases during the year ended December 31st. 1943, will be seen from the appended table.

DIPHTHERIA.

Five cases of Diphtheria were notified during the year. Of these one was under 1 year, two between the age of 5 - 10, one between 10 - 15 and one between 15 - 20. Four of these cases were removed to hospital; there were no deaths from this cause.

SCARLET FEVER.

Sixteen cases of Scarlet Fever were notified, all of which were of a very mild type; no cases of Scarlet Fever were removed to hospital.

PNEUMONIA.

Twenty four cases of Pneumonia were notified; and there were five deaths (3 male and 2 female) from this cause.

CEREBRO-SPINAL FEVER.

One case of Cerebro-Spinal Fever was notified; this case occurred in a young male and proved fatal.

MEASLES.

Fifty-eight cases of Measles and German Measles were notified; no deaths resulted.

IMMUNISATION AGAINST DIPHTHERIA.

Two hundred and eleven children were immunised during the year against Diphtheria; this makes a total of 1858 children in the district who have been protected against this dread disease.

Despite the good results so far obtained there are still a number of children in the area who have not been immunised.

NUMBER OF CASES OF INFECTIOUS DISEASES NOTIFIED DURING THE PAST FIVE YEARS.

	<u>1943.</u>	<u>1942.</u>	<u>1941.</u>	<u>1940.</u>	<u>1939.</u>
Small Pox.	-	-	-	-	-
Diphtheria.	5	10	48	32	46
Scarlet Fever.	16	7	2	12	20
Enteric Fever.	-	-	-	-	-
Pneumonia.	24	32	20	14	14
Puerperal Fever.	-	-	-	-	-
Cerebro-spinal Fever.	1	4	6	4	7
Acute Poliomyelitis.	-	-	-	-	-
Encephalitis Lethargica.	-	1	-	3	1
Dysentery.	-	-	-	-	-
Ophthalmia Neonatorum.	-	7	6	9	1
Puerperal Pyrexia.	-	1	-	3	2
Erysipelas.	1	7	2	-	-
Measles.	58	4	-	-	-
Whooping Cough.	2	9	-	-	-

THE UNIVERSITY OF CHICAGO PRESS
54 EAST LAKE STREET
CHICAGO, ILL. 60601

THE UNIVERSITY OF CHICAGO PRESS
54 EAST LAKE STREET
CHICAGO, ILL. 60601

THE UNIVERSITY OF CHICAGO PRESS
54 EAST LAKE STREET
CHICAGO, ILL. 60601

THE UNIVERSITY OF CHICAGO PRESS
54 EAST LAKE STREET
CHICAGO, ILL. 60601

THE UNIVERSITY OF CHICAGO PRESS
54 EAST LAKE STREET
CHICAGO, ILL. 60601

THE UNIVERSITY OF CHICAGO PRESS
54 EAST LAKE STREET
CHICAGO, ILL. 60601

THE UNIVERSITY OF CHICAGO PRESS
54 EAST LAKE STREET
CHICAGO, ILL. 60601


THE UNIVERSITY OF CHICAGO PRESS
54 EAST LAKE STREET
CHICAGO, ILL. 60601

THE UNIVERSITY OF CHICAGO PRESS
54 EAST LAKE STREET
CHICAGO, ILL. 60601

ANALYSIS OF TOTAL CASES AND DEATHS FROM INFECTIOUS DISEASES ACCORDING TO AGE GROUPS.

DISEASE.	Cases Notified.												Age Groups.												Deaths.												Total all ages.	Number Admitted to Hospitals.																																																																																																																																																																																																																																																																																																																																																																																																																																																																																																																																																																																																																																																																																																																																																																																																																																																																																																																																																																																																																																																																																																																																																																																																																																																																																																																																																																																																																											
	Under 1 yr.												1 yr. & over												Under 1 yr.														1 yr. & over																																																																																																																																																																																																																																																																																																																																																																																																																																																																																																																																																																																																																																																																																																																																																																																																																																																																																																																																																																																																																																																																																																																																																																																																																																																																																																																																																																																																																										
	1	2	3	4	5	6	7	8	9	10	11	12	13	14	15	16	17	18	19	20	21	22	23	24	25	26	27	28	29	30	31	32	33	34	35	36			37	38	39	40	41	42	43	44	45	46	47	48	49	50	51	52	53	54	55	56	57	58	59	60	61	62	63	64	65	66	67	68	69	70	71	72	73	74	75	76	77	78	79	80	81	82	83	84	85	86	87	88	89	90	91	92	93	94	95	96	97	98	99	100																																																																																																																																																																																																																																																																																																																																																																																																																																																																																																																																																																																																																																																																																																																																																																																																																																																																																																																																																																																																																																																																																																																																																																																																																																																																																																																																																											
Diphtheria.	1																																																																																																																																																																																																																																																																																																																																																																																																																																																																																																																																																																																																																																																																																																																																																																																																																																																																																																																																																																																																																																																																																																																																																																																																																																																																																																																																																																																																																																																																

Tuberculosis is not to be included in this Summary.




TUBERCULOSIS.

During the year 21 cases of Pulmonary and 4 cases of non-pulmonary tuberculosis were notified; these cases show an increase of 11 on the year 1942, when 10 pulmonary and 4 non-pulmonary cases were notified.

8 deaths - 1 male and 6 female occurred from pulmonary tuberculosis and one male from non-pulmonary tuberculosis.

NEW CASES AND MORTALITY DURING 1943.

Age Periods.	New Cases.				Deaths.			
	Pulmonary.		Non-pulmonary.		Pulmonary.		Non-pulmonary.	
	M.	F.	M.	F.	M.	F.	M.	F.
Under 1 year								
1 - 5								
5 - 15		1	1					
15 - 25	5	8		1				5
25 - 35	1	1			1	5		1
35 - 45	1	1	1				1	1
45 - 55	1	2				1		1
55 - 65			1					
65 and over.								
Total.	8	13	3	1	1	6	1	8




Monthly Notifications of Tuberculosis.

Month.	Total.	Pulmonary.		Non-Pulmonary.	
		Male	Female.	Male.	Female.
January	5	1	3	1	
February	3	1	2		
March	4	2		2	
April	1		1		
May	2		2		
June	1	1			
July	3	1	1		1
August	1		1		
September	1		1		
October	2	1	1		
November					
December	2	1	1		
TOTAL.	25	8	13	3	1

Comparison of Notifications and Deaths from Tuberculosis during the past five years.

Year.	Pulmonary.		Non-pulmonary.		Total.
	Male.	Female.	Male.	Female.	
1939					
Notifications	13	18	6	1	38
Deaths	1	5	0	0	6
1940					
Notifications	12	10	4	1	27
Deaths	1	6	1	0	8
1941					
Notifications	14	14	1	0	29
Deaths	1	4	0	0	5
1942					
Notifications	4	6	2	2	14
Deaths	3	5	0	1	9
1943					
Notifications	8	13	3	1	25
Deaths	1	6	1	0	8



OCCUPATIONAL INCIDENCE OF NEW CASES OF TUBERCULOSIS NOTIFIED
DURING THE YEAR.

MALE CASES	Pulmonary.	Non-Pulmonary.	Total.
Discharged Servicemen.	4		4
Miners.	2	2	4
Office Cleaner.	1		1
Scavenger.	1		1
Schoolboy.		1	1
TOTAL.	8	3	11

FEMALE CASES.	Pulmonary.	Non-pulmonary.	Total.
Factory Workers.	5		5
Student.	1		1
Housewives	3		3
Shop Assistants.	2		2
Clerk.		1	1
Schoolgirl.	1		1
Housekeeper.	1		1
TOTAL.	13	1	14

I am, Miss Lewis & Gentlemen,

Your obedient Servant,

Signed. J.J. Crowe.

Medical Officer of Health.

RECEIVED

1891

1892

1893

1894

1895

1896

1897

1898

1899

1900

1901

1902

1903

1904

1905

1906

1907

1908

1909

1910

1911

1912

1913

1914

1915

1916

1917

1918

1919

1920

1921

1922

1923

1924

1925

1926

1927

1928

1929

1930