

[Report 1966] / Medical Officer of Health, Axbridge R.D.C.

Contributors

Axbridge (Somerset, England). Rural District Council.

Publication/Creation

1966

Persistent URL

<https://wellcomecollection.org/works/je3vpdnc>

License and attribution

You have permission to make copies of this work under a Creative Commons, Attribution license.

This licence permits unrestricted use, distribution, and reproduction in any medium, provided the original author and source are credited. See the Legal Code for further information.

Image source should be attributed as specified in the full catalogue record. If no source is given the image should be attributed to Wellcome Collection.



Wellcome Collection
183 Euston Road
London NW1 2BE UK
T +44 (0)20 7611 8722
E library@wellcomecollection.org
<https://wellcomecollection.org>



T

AXBRIDGE RURAL DISTRICT COUNCIL

A N N U A L R E P O R T S

of the
MEDICAL OFFICER OF HEALTH
and
CHIEF PUBLIC HEALTH INSPECTOR

1966

--oOo--

PUBLIC HEALTH OFFICERS:-

- | | |
|-------------------|--|
| D. McGOWAN | M.B., Ch.B., D.P.H.
Medical Officer of Health
Somerset House, Oxford Street,
Weston-super-Mare.
Tel: Weston-super-Mare 27611. |
| J.H. ELLIS | Chief Public Health Inspector,
Certificate of R.S.I. and
S.I.E.J.B. Certificate of
R.S.I. for Inspectors of Meat
and other foods. |
| W. HIGHAM | Deputy Chief Public Health
Inspector.
Certificate of R.S.A. (Scotland)
Certificate of R.S.A. (Scotland)
for Inspectors of Meat and other
foods. |
| D. GRANTLEY SMITH | District Public Health Inspector
Certificate of R.S.I. and S.I.E.J.B. |
| R.T. BARRON | District Public Health Inspector
Certificate of R.S.A. (Scotland)
Certificate of R.S.I. for
Inspectors of Meat and other foods. |
| J.S.S. STRONG | Rodent Officer |



ANNUAL REPORT

1964

of the

MEDICAL OFFICE OF HEALTH


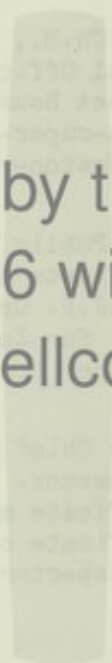

and

CHIEF PUBLIC HEALTH INSPECTOR

1964

1964

PUBLIC HEALTH SERVICE



Digitized by the Internet Archive
in 2016 with funding from
Wellcome Library

AXBRIDGE RURAL DISTRICT COUNCIL

ANNUAL REPORT

of the

MEDICAL OFFICER OF HEALTH

1966

To: THE CHAIRMAN AND MEMBERS OF THE
AXBRIDGE RURAL DISTRICT COUNCIL

Mr. Chairman, Ladies and Gentlemen,

I have pleasure in presenting to you the Annual Report on the health of the District, and the work of the Public Health Department in 1966.

I would like to express my appreciation to Mr. Ellis, the Chief Public Health Inspector, and the other Inspectors for their help and co-operation during the year.

I would also thank the Chairman and Members of the Public Health Committee and the Officers and Staff of other Departments for their advice and assistance.

I am,

Yours faithfully,

D. McGOWAN

Medical Officer of Health.

October, 1967.

SUMMARY OF STATISTICS

General Statistics

Area of District	90,956 acres
Population: 1931 Census	22,076
" 1951 "	26,535
" 1961 "	30,796
Registrar General's Estimate for Mid 1966	34,740
Rateable Value	£1,292,491
Number of Inhabited Houses	11,362

Extracts from Vital Statistics for Year 1966

LIVE BIRTHS:

	<u>Male</u>	<u>Female</u>	<u>Total</u>
Legitimate	263	244	507
Illegitimate	13	15	28
	<u>276</u>	<u>259</u>	<u>535</u>

LIVE BIRTHS RATE: (per 1,000 population) = 15.4

CORRECTED BIRTH RATE: (Comparability Factor 1.20) = 18.5

ILLEGITIMATE LIVE BIRTHS: (per cent of total live births) = 5.2%

STILL BIRTHS:

	<u>Male</u>	<u>Female</u>	<u>Total</u>
Legitimate	6	7	13
Illegitimate	-	-	-
	<u>6</u>	<u>7</u>	<u>13</u>

STILL BIRTH RATE: (per 1,000 live and still births) = 23.7

TOTAL LIVE AND STILL BIRTHS: 548

INFANT DEATHS: (Deaths under 1 year)

	<u>Male</u>	<u>Female</u>	<u>Total</u>
Legitimate	4	3	7
Illegitimate	-	-	-
	<u>4</u>	<u>3</u>	<u>7</u>

INFANT MORTALITY RATES

TOTAL INFANT DEATHS (per 1,000 live births) = 13.1

LEGITIMATE INFANT DEATHS (per 1,000 Legitimate live births) = 13.8

ILLEGITIMATE INFANT DEATHS (per 1,000 Illegitimate live births) = Nil

NEONATAL MORTALITY RATE (per 1,000 live births) = 7.5

EARLY NEONATAL MORTALITY RATE (deaths under 1 week per 1,000 live births) = 5.6

PERINATAL MORTALITY RATE (still births and deaths under 1 week combined per 1,000 total live and still births) = 29.2

MATERNAL DEATHS = Nil

MATERNAL MORTALITY RATE (per 1,000 live and still births) = Nil

DEATHS:

<u>Male</u>	<u>Female</u>	<u>Total</u>
211	187	398

UNCORRECTED DEATH RATE: (per 1,000 population) = 11.5

CORRECTED DEATH RATE: (comparability Factor 0.85) = 9.7

VITAL STATISTICS

BIRTHS:

The Registrar General gives the corrected number of live births in the District as 535 (276 boys and 259 girls), this being 26 births less than in 1965. Of these births 28 were illegitimate.

The uncorrected birth rate for 1966 was 15.4 and when the comparability factor (1.20) is applied, the corrected birth rate was 18.5 per 1,000 of the total population compared with 19.9 in 1965. The birth rate for England and Wales in 1966 was 17.7.

BIRTH RATES

<u>Year:</u>	<u>1957</u>	<u>1958</u>	<u>1959</u>	<u>1960</u>	<u>1961</u>	<u>1962</u>	<u>1963</u>	<u>1964</u>	<u>1965</u>	<u>1966</u>
England and Wales	16.1	16.4	16.5	17.1	17.4	18.0	18.2	18.4	18.1	17.7
Axbridge Rural District	15.9	16.4	14.9	18.0	15.2	18.8	18.1	19.0	19.9	18.5

STILL BIRTHS:

The registered number of still births in 1966 was 13 of which none were illegitimate, thus giving a still birth rate of 23.7 per 1,000 total births.

DEATHS:

After correction for transferable deaths the net total assigned to the District by the Registrar General was 398 (211 males and 187 females). This is 53 more than in 1965 and gives an uncorrected death rate of 11.5. When adjusted for age and sex distribution to make it comparable with other districts, the death rate was 9.7 per 1,000 of total population compared with 11.7 for England and Wales as a whole.

The following table shows the causes of death in 1966:-

<u>Causes of Death</u>	<u>Males</u>	<u>Females</u>	<u>Total</u>
Tuberculosis, respiratory	-	1	1
Tuberculosis, other	-	-	-
Syphilitic Disease	-	-	-
Diphtheria	-	-	-
Whooping Cough	-	-	-
Meningococcal Infections	-	-	-
Acute Poliomyelitis	-	-	-
Measles	-	-	-
Other infections and parasitic diseases	2	-	2
Malignant neoplasm, Stomach	4	2	6
Malignant neoplasm, Lung. Bronchus	18	1	19
Malignant neoplasm, Breast	-	1	1
Malignant neoplasm, Uterus	-	3	3
Other Malignant and Lymphatic neoplasms	16	17	33
Leukaemia, Alukaemia	-	-	-
Diabetes	2	1	3
Vascular Lesions of nervous system	30	35	65
Coronary Disease, Angina	56	34	90
Hypertension with heart disease	1	1	2
Other Heart Diseases	18	30	48
Other circulatory disease	5	9	14
Influenza	2	2	4
Pneumonia	11	10	21
Bronchitis	14	7	21
Other diseases of respiratory system	2	5	7
Ulcer of stomach and duodenum	1	3	4
Gastritis, enteritis and diarrhoea	-	1	1
Nephritis and nephrosis	2	-	2
Hyperplasia of prostate	7	-	7
Pregnancy, childbirth, abortion	-	-	-
Congenital malformations	-	2	2
Other defined and ill-defined diseases	8	14	22
Motor vehicle accidents	5	4	9
All other accidents	3	2	5
Suicide	3	2	5
Homicide and operations of war	1	-	1
	<u>211</u>	<u>187</u>	<u>398</u>
	===	===	===
All cases - <u>Total</u> =			

SEX AND AGE DISTRIBUTION OF DEATHS 1966

<u>Ages at Death in Years</u>	<u>Males</u>	<u>Females</u>	<u>Total</u>
Under 1	4	3	7
1 - 4	1	-	1
5 - 14	2	2	4
15 - 24	3	2	5
25 - 34	1	2	3
35 - 44	4	4	8
45 - 54	17	6	23
55 - 64	20	8	28
65 - 74	62	46	108
75 and over	97	114	211
	<u>211</u>	<u>187</u>	<u>398</u>
	===	===	===

MATERNAL MORTALITY

There were no deaths from maternal causes in 1966

INFANT MORTALITY

Seven children (4 boys and 3 girls) under the age of one year, died in 1966. This gives an Infant Mortality Rate of 13.1 per 1,000 live births. Details of the causes of death and the age at death are as follows:-

Causes of Death	Under 1 day	1-7 days	1-4 wks	Total under 1 month	1 - 3 mnths	3 - 6 mnths	6 - 9 mnths	9-12 mnths	Total under 1 year
Prematurity	1	1	-	2	-	-	-	-	2
Congenital Defects	1	-	-	1	1	-	-	-	2
Septicaemia	-	-	-	-	1	-	-	-	1
Pneumonia or Bronchitis	-	-	-	-	-	1	-	-	1
Pneumococcal Meningitis	-	-	1	1	-	-	-	-	1
	2	1	1	4	2	1	-	-	7

WATER SUPPLIES

No shortage of water supplies was reported from any part of the District in 1966.

Every parish has a piped main water supply and 11,258 houses are supplied directly in this way by the Bristol Waterworks Company. However, although every parish has a main water supply, not every house can be supplied directly from the mains and there are still 104 houses in the District relying on other sources. Eight are supplied from a main water standpipe, sixty-four depend on wells, twenty-two on springs and ten depend on collected rain water. During the year nine wells were closed.

Bacteriological and chemical sampling of public supplies is carried out by the Bristol Waterworks Company, but some individual sampling is also done by the Council's Public Health Department. The results of such sampling are given in the Report of the Chief Public Health Inspector.

SEWAGE DISPOSAL

(a) During 1966 the following major sewerage schemes were completed in the District:-

1. Bleadon Sewerage Scheme	Cost £55,347
2. Phase I of the Hutton, Locking & Banwell Scheme. Served Hutton & Locking, March 1966	£68,979
3. South Berrow Sewerage Scheme	£28,000

(b) Work in Progress during 1966

1. Banwell to Langford Regional Sewerage Scheme	£160,000
---	----------

(c) Future Proposals

1. Kewstoke Sewerage Scheme	£172,000 approx.
2. Village Sewers in Sandford, Churchill & Langford	£70,000 "
3. New Sewage Disposal Works, Cheddar	£60,000 "
4. Brent Area Sewerage Scheme	Cost not known yet.

The following parishes in the District have main drainage and sewage disposal systems: Axbridge, Banwell (disposal will be affected by the new proposals), Blagdon, Butcombe, Berrow, Brean, Bleadon, Cheddar, Congresbury, Hutton, Locking, Wedmore, Winscombe and Wrington. In addition parts of other parishes are connected to a main system, namely: Brent Knoll, Kewstoke, Mark and Shipham.

HOUSING

	New Houses built by	
	Local Authority	Private Enterprise
1957	112	124
1958	34	145
1959	11	181
1960	9	284
1961	8	290
1962	29	247
1963	25	296
1964	24	444
1965	62	434
1966	17	328
	331	2,773

During the year 17 houses were built by the Local Authority bringing the total number of houses owned by the District Council to 1,725. At the end of the year there were 383 applicants for Council housing compared with 426 in December 1965. Of these 383 applicants, 106 were considered to be urgent cases and 117 were applicants for Old People's Dwellings. In 1966 328 houses were built by private enterprise.

INFECTIOUS DISEASES

The following table shows the notifications of infectious diseases in the District during the year:-

<u>Disease</u>	<u>Total cases notified</u>
Measles	258
Scarlet Fever	6
Diphtheria	-
Typhoid and Paratyphoid Fever	-
Puerperal Pyrexia	-
Ophthalmia Neonatorum	-
Meningococcal Infection	-
Dysentery	-
Whooping Cough	9
Acute Primary Pneumonia	-
Acute Influenzal Pneumonia	1
Acute Encephalitis	-

<u>Disease</u>	<u>Total cases notified</u>
Acute Poliomyelitis	-
Erysipelas	3
Food Poisoning	3
Tuberculosis - Respiratory	3
Tuberculosis - Non-Respiratory	-
Anthrax	1

VACCINATION AGAINST SMALLPOX

The following table shows the number of children vaccinated or re-vaccinated in the District in 1966.

<u>Under</u> <u>1 year</u>	<u>1 Year</u>	<u>2 - 4 yrs.</u>	<u>5 - 15 yrs.</u>	<u>Total</u>
P. R.	P. R.	P. R.	P. R.	P. R.
15 -	122 -	48 2	21 30	206 32

P. = Primary Vaccination
R. = Re-vaccination

TUBERCULOSIS

Only three new cases of pulmonary tuberculosis and no cases of non pulmonary tuberculosis were notified during the year. There was only one death due to this cause during the year.

B.C.G. VACCINATION AGAINST TUBERCULOSIS

Until 1965, vaccination against tuberculosis with B.C.G. vaccine was offered to school children of 13 years. In 1965 it was decided to reduce the age of vaccination to 12 year old children so that in 1966 vaccination was offered to both age groups. The children are first given a skin test with tuberculin (Heaf Test) and a week later the skin reaction is read. If the reaction is negative the children are then vaccinated. Children showing a positive Heaf Test do not require vaccination.

In 1966, 1,255 twelve and thirteen year old children had the preliminary Heaf Test and of these 123 were found to have a positive reaction, i.e. 9.8%. The remaining 1,132 negative reactors were given the B.C.G. vaccine.

IMMUNISATION AGAINST DIPHTHERIA, WHOOPING COUGH, TETANUS AND POLIOMYELITIS

Immunisation against these four diseases continued during the year and the following table shows the number of children who were given the various vaccines:-

	<u>Children born in the years</u>						
	1966	1965	1964	1963	1959/ 62	Others under 16	Total
DIPHTHERIA (Primary)	106	227	17	4	25	14	393
(Reinforcing)	1	31	84	25	405	339	885
WHOOPING (Primary)	106	227	16	4	13	4	370
COUGH (Reinforcing)	1	30	85	25	56	12	206
TETANUS (Primary)	106	227	17	4	25	33	412
(Reinforcing)	6	31	84	25	405	341	887
POLIOMYELITIS (Primary)	80	300	53	19	48	4	504
(Reinforcing)	-	-	6	1	400	32	439

LOCAL HEALTH AUTHORITY SERVICES

The County Council, as the Local Health Authority, is responsible for the provision of a number of personal health services mainly connected with maternity and child welfare; the School Health Service (through the Education Committee) and mental health. The Medical Officer of Health to the District Council is also the Divisional School Medical Officer for the North West Somerset Divisional Executive Area, and carries out a number of other duties concerned with the personal health services of the County Council. Child Welfare Clinics are held at Axbridge, Banwell, Bleadon, Cheddar, Congresbury, Hutton, Locking R.A.F. Camp, Locking Village, Winscombe and Wrington.

HOSPITALS

When in 1962, the Minister of Health issued his Plan giving priorities for new hospital building during the next ten years, it was a great disappointment to see that although he had in mind the provision of a new District General Hospital for the Axbridge and Weston-super-Mare area, he did not see the scheme for this starting until after 1970/71.

However, in 1963 in his first Annual Review of the Ten-Year Plan, the Minister brought forward the date of the start of building of the new Hospital into the first ten-year period. The Regional Hospital Board immediately formed a Project Team to work out the complicated details of the planning and development of the new hospital, but in the following year, 1964, the Minister decided once again to postpone the new hospital until the second ten-year period.

Recently, however (May 1966) a new Revision of the Hospital Plan brought forward again the building of Phase I (Maternity Unit) of the District General Hospital to 1969/70. Phase II should follow.

Immunisation against these four diseases continued during the year and the following table shows the number of children who were vaccinated with various vaccines:-

Year	1965	1966	1967	1968	1969	1970	Total
DIPHTHERIA (Primary)	106	107	11	1	1	1	333
(Reinforcing)	1	1	1	1	1	1	6
WHOOPING COUGH (Primary)	106	107	11	1	1	1	333
(Reinforcing)	1	1	1	1	1	1	6
TETANUS (Primary)	106	107	11	1	1	1	333
(Reinforcing)	1	1	1	1	1	1	6
POLIO (Primary)	106	107	11	1	1	1	333
(Reinforcing)	1	1	1	1	1	1	6

ANNUAL REPORT
OF THE
CHIEF PUBLIC HEALTH INSPECTOR

1966

To: THE CHAIRMAN AND MEMBERS OF THE
AXBRIDGE RURAL DISTRICT COUNCIL

Mr. Chairman, Ladies and Gentlemen.

I have the honour to submit my Annual Report for the Year 1966.

HOUSING

The Standard of local authority and privately owned housing accommodation in the District is now such, both in quantity and quality, that the vacation of unfit accommodation is no longer held up by the shortage of alternative accommodation.

The exception to this rule are the social misfits who are not acceptable as tenants either to local authorities or to private owners, Whatever their shortcomings as members of the community they are still human beings occupying unfit accommodation and, as such, pose a still unsolved public health problem.

The following tables indicate the progress made during the year in dealing with sub-standard houses:-

Discretionary Improvement Grants

	<u>Received</u>	<u>Approved</u>	<u>Rejected</u>
Position at 31st December, 1965	543 applications (606 dwellings)	528 applications (589 dwellings)	15 applications (17 dwellings)
Applications dealt with during 1966	25 applications (27 dwellings)	25 applications (27 dwellings)	Nil applications (Nil dwellings)
Position at 31st December 1966	568 applications (633 dwellings)	553 applications (616 dwellings)	15 applications (17 dwellings)

Standard Improvement Grants

	<u>Applications Received</u>	<u>Applications Approved</u>	<u>Applications Rejected</u>
Position at 31st December, 1965	145	137	8
Applications dealt with during 1966	21	21	-
Position at 31st December, 1966	166	158	8

Rural Housing Survey

During the year 34 surveyed houses were made fit compared with 29 in 1965. 9 houses were demolished or closed during the year. The summary of categories, revised to December, 1966, is as follows:-

Number of properties satisfactory in all respects (Category 1)	1,133
Number of properties with minor defects (Category 2)	515

Number of properties requiring major repair or structural alterations (Category 3) 2,026

Number of properties unfit for habitation and incapable of repair at reasonable cost (Category 5) 191

Statutory Action under the Provisions of The Housing Acts

During the year, statutory action under the provisions of Section 16 of the Housing Act, 1957 was instituted in respect of 15 dwellings, The result of such action is summarised as follows:-

Cases under consideration at 31.12.65.	25
<u>During 1966</u>	
Demolition Orders Made	NIL
Closing Orders made	4
Undertakings accepted not to use premises for human habitation until made fit	13
Undertakings accepted to made premises fit	5
Cases under consideration at 31.12.66.	18

OVERCROWDING

On the 31st December, 1966 there were 4 cases of statutory overcrowding on the Register.

MOVEABLE DWELLINGS

Mention must be made once again of the unsatisfactory control which the Council have over the conditions on unlicensed tented sites. It is believed that this aspect of camping is under consideration at the highest level and it is hoped that improved legislation will result from this review.

A. Number of licensed caravan sites (more than one caravan)

(a) Residential	7
(b) Holiday	63

Total number of caravans permitted on these sites

(a) Residential	388
(b) Holiday	2,957

B. Number of licensed caravan sites (single caravans)

(a) Residential	29
(b) Holiday	7

C. Number of tent sites licensed during the year 6

Number of tents permitted on these sites 377

FOOD PREMISES

Details of the number of routine inspections of food premises are given in the summary at the end of this report.

No statutory proceedings were instituted during the year.

Particulars of the various types of food premises in the District are given below:-

Number of Food Premises in Area (excluding registered dairy premises)

A.

Food Manufacturing Premises

Edible Fat Refineries	2
Cheese Straw Factory	1
Cheese Factories	3
Bakers	8

B.

Retail Shops

Grocers	143
Confectioners	40
Butchers	22
Fishmongers and Greengrocers (combined)	4
Greengrocers	13
Dairies	3

C.

<u>Catering Premises</u> <u>(including licensed premises)</u>	177
--	-----

D.

Premises registered under the provisions of Section 16 of the Food & Drugs Act, 1955 (excluding premises used for the Manufacture, storage and sale of Ice-Cream

Sausage making	16
Fish Frying	5

MILK AND DAIRIES

Number of registered dairies	7
Number of milk distributors	87

ICE CREAM

The ice-cream manufactured in the District is manufactured in accordance with the provisions of the Ice-Cream (Heat Treatment etc.) Regulations, 1947 to 1952 in a preparation room which has been specially adapted for the purpose.

Number of premises registered for the manufacture of ice- cream (complete cold mix)	1
Number of premises registered for the sale of ice-cream	207

WATER SUPPLIES

The following is a summary of the results of the bacteriological examinations of the monthly water samples taken from the public supplies. All these supplies are chlorinated.

	<u>Probable No. of Coliform Bacilli MacConkey 2 days 37°C.</u>		
	<u>0 per 100 ml.</u>	<u>1 per 100 ml.</u>	<u>3 per 100 ml.</u>
Cheddar and Axbridge	11 samples		1 sample
South Mendip (Cross)	12 samples		
South Mendip (Dunyeatt)	12 samples		
North Mendip (Rowberrow)	12 samples		
Burrington	12 samples		
Twin Brook Adit	11 samples	1 sample	
Blagdon	11 samples	1 sample	
Kewstoke	12 samples		
North Mendip (Chelvey)	12 samples		
	<hr/>	<hr/>	<hr/>
	105 samples =====	2 samples =====	1 sample =====

A sample of water from each of the above supplies was submitted for chemical analysis during the year. All these samples were reported upon by the Analyst as being free from plumbo-solvency or other harmful contamination.

66 samples of water were taken for bacteriological examination from private premises not receiving a supply from the public mains. 26 of these samples proved to be unsatisfactory. 9 houses were provided with a supply of water from the public main in substitution for a supply from a private source.

UNSOOUND FOOD SURRENDERED
OR CONDEMNED

(Excluding meat at Slaughterhouses)

Meat at retail shops	- Nil
Cooked meat and meat products	- Nil
Canned Meats & Fish	- 5 cwts. 91 lbs.
Canned fruit & Vegetables	- 3 cwts. 91 lbs.
Raw Vegetables	- 15 cwts.
Other foods	- . 45 lbs.

MEAT INSPECTION

The two private slaughterhouses licensed in the District continued in operation throughout the year.

The following table gives particulars of carcasses and offal inspected and condemned in whole or in part during the year.

	Cattle excluding Cows	Cows	Calves	Sheep	Pigs	Horses
Number Killed	128	-	7	417	253	Nil
Number Inspected	128	-	7	417	253	Nil
<u>All diseases except Tuberculosis and Cysticerci</u>						
Whole carcasses condemned	-	-	-	-	-	-
Carcasses of which some part or organ was condemned	42	-	-	38	5	-
Percentage of the number inspected affected with disease other than tuberculosis and cysticerci	32.8	-	-	9.1	2.0	-
<u>Tuberculosis only</u>						
Whole carcasses condemned	-	-	-	-	-	-
Carcasses of which some part or organ was condemned	-	-	-	-	-	-
Percentage of the number inspected affected with tuberculosis	-	-	-	-	-	-
<u>Cysticercosis</u>						
Carcasses of which some part or organ was condemned	-	-	-	-	-	-
Carcasses submitted to treatment by refrigeration	-	-	-	-	-	-
Generalised and totally condemned	-	-	-	-	-	-
<u>Weight of meat condemned (in lbs.) for:-</u>						
(a) Tuberculosis	-	-	-	-	-	-
(b) Cysticercosis	-	-	-	-	-	-
(c) Other	402	-	-	91½	8½	-
Total (in lbs.) condemned	402	-	-	91½	8½	-

CESSPOOL EMPTYING

There is at last evidence that the provision of new sewerage systems is reducing emptying. The number of tanks emptied during the year is approximately 100 fewer than last year.

Total number of septic tanks and
settlement tanks emptied during
the year 1,309

REFUSE COLLECTION AND DISPOSAL

There was an increase of approximately 700 tons in the amount of refuse collected during the year, compared with 1965.

Estimated amount of refuse
collected during the year 9,622 tons

Total amount of salvaged
material disposed of
during the year:-

	T.	Cwt.	Qr.	£	s.	d.
(a) Paper and Cardboard	29.	1.	3.	84.	13.	8.
(b) Rags	3.	17.	2.	77.	10.	0.
(c) Non-ferrous metals	1.	16.	0.	171.	0.	0.

NOISE ABATEMENT ACT

The complaints of noise nuisance received during the year all related to barking dogs in boarding or breeding kennels.

No. of complaints received 4
No. of complaints investigated 4
Total number of visits 23
Abatement notices served NIL

THE OFFICES, SHOPS & RAILWAY PREMISES ACT 1963

The following is a copy of the report submitted to the Minister of Labour for the year ending 31st December 1966.

A. Registration and General Inspections

Class of Premises	No. of premises registered during Year	Total No. of registered premises at end of Year	No. of registered premises receiving general inspection during Year
Offices	2	59	48
Retail Shops	3	137	124
Wholesale shops, warehouses	-	9	5
Catering establishments open to the public, canteens	1	45	34
Fuel storage depots	-	-	-
Total:	6	250	211

B. Number of Visits of all kinds by Inspectors to Registered Premises 471

C. Analysis of persons employed in Registered Premises by Workplace

Offices	295	
Retail Shops	313	
Wholesale departments, warehouses	78	
Catering establishments open to public	179	
Canteens	11	
Fuel Storage depots	-	
Total:	876	Males : 384 Females: 492

D. Exemptions (relating to all classes of premises)

Space, Temperature, Sanitary Conveniences, Washing Facilities

No. of ex-emptations current at 31.12.66.	1 (San. accommodation)
No. of exemptions granted or extended during year	1 (" ")
No. of applications refused or exemptions withdrawn during year	NIL
No. of cases where employees opposed application	NIL
No. of Appeals to Court made	NIL
No. of Appeals to Court allowed	NIL

E. Prosecutions

Prosecutions instituted of which the hearing was completed in the Year NIL

F. Number of inspectors appointed under Section 52(1) or (5) of the Act 4

Number of other staff employed for most of their time on work in connection with the Act NIL

OVERCROWDING. - All registered premises in the District have now received a general inspection and three office premises have been noted which are overcrowded within the meaning of the numerical space standards which come into operation on 1st August, 1967. The occupiers of these premises have been advised of the provision of Section 5. Incidentally, all three premises are Solicitors' Offices!

TEMPERATURE. - In view of recent decisions in Courts of Law, there has been a cautious approach to the question of temperature in food shops. In spite of vociferous complaints by some food traders, it is inevitable that the principle will eventually be accepted that, although perishable foods should be kept cool, staff (and incidentally the customers) should be kept warm. It seems that super-markets, at least, have found no difficulty in solving this problem.

VENTILATION. - No major problems in connection with ventilation have arisen during the year. Most premises are adequately ventilated.

LIGHTING. - Unlike many other defects, lighting deficiencies can never be regarded as completely remedied. Once such items as sanitary accommodation and washing facilities have been brought up to standard, they normally remain so. Lighting standards can, however, change very rapidly, due to such simple causes as re-arrangement of office furniture or shop fittings. Re-inspections have revealed the need for constant re-checking of lighting standards.

SANITARY CONVENIENCES. - Sanitary accommodation on registered premises is now generally satisfactory.

WASHING FACILITIES. - All shops in the District, and nearly all the offices, are now provided with adequate hand-washing facilities.

FENCING OF EXPOSED PARTS OF MACHINERY. - Inadequately guarded food slicing machines continue to give cause for concern. Satisfactory guards for some types of machines do not appear to be readily available.

ACCIDENTS. - All six of the accidents notified during the year occurred on the same premises. As the premises concerned and the type of work carried on were not of a hazardous nature, it is concluded that many employers are unaware of their obligation to notify any accident occurring on their premises which disables any employee from doing his usual work for more than three days. An effort will be made during the coming year to ensure that this obligation is more widely known.

DEFECTS REMEDIED AS THE RESULT OF INFORMAL ACTION

Abstracts provided	103
Overcrowding eliminated	-
Heating improved	-
Thermometers provided	44
Lighting improved	4
Floors and steps repaired	6
Seating improved	-
Machine guarding improved	6
Staircases - handrails provided	3
First Aid Kits provided	72
Washing facilities provided or improved	9
Sanitary accommodation provided or improved	1

ACCIDENTS

Number of accidents reported	6
Number of accidents requiring investigation and investigated	1

RODENT CONTROL

PREVENTION OF DAMAGE BY PESTS ACT, 1949

		<u>Non.</u> <u>AGRICULTURAL</u>	<u>AGRICULTURAL</u>
A.	Total number of premises (including nearby properties) inspected following notification.	1,182	149
	Number infested by (1) Rats	901	87
	(2) Mice	54	2
B.	Total number of properties inspected for rates and mice for reason other than notification	97	45
	Number infested by (1) Rats	42	23
	(2) Mice	NIL	3
C.	Number of sewerage systems test bated		17
	Number of sewerage systems needing treatment and treated for rat infestation.		2
D.	Number of Council owned properties (excluding Council Houses) treated for rat infestation		18
	Number of treatments of Council owned properties for rat infestation		53

FACTORIES AND WORKSHOPS

The following table gives the particulars of the work carried out during the year:-

1. INSPECTIONS for purpose of provisions of health

<u>Premises</u>	<u>Number on Register</u>	<u>Number of</u>		<u>Occupiers Prosecuted</u>
		<u>Inspections</u>	<u>Written Notices</u>	
(i) Factories in which Sections 1,2,3,4, & 6 are to be enforced by Local Authorities	6	5	NIL	NIL
(ii) Factories not included in (i) in which Section 7 is enforced by the Local Authority	116	129	NIL	NIL
(iii) Other premises in which Section 7 is enforced by the Local Authority (excluding Outworkers' Premises)	6	4	NIL	NIL
	128	138	NIL	NIL

2. Cases in which DEFECTS were found

	<u>Found</u>	<u>Remedied</u>	<u>Number of cases in which defects were found</u>		<u>Number of cases in which prosecutions were instituted</u>
			<u>Referred:- To H.M. Insp.</u>	<u>By H.M. Insp.</u>	
Want of Cleanliness (S1)	-	-	-	-	-
Overcrowding (S2)	-	-	-	-	-
Unreasonable temperature (S3)	-	-	-	-	-
Inadequate ventilation (S4)	-	-	-	-	-
Ineffective drainage of floors (S6)	-	-	-	-	-
Sanitary Conveniences (S7)	-	-	-	-	-
(a) Insufficient	-	-	-	-	-
(b) Unsuitable or defective	2	3	-	1	-
(c) Not separate for sexes	-	-	-	-	-
Other offences against the Act (not including offences relating to Outwork)	-	-	-	-	-
	2	3	-	1	-

SUMMARY OF WORK CARRIED OUT BY, OR UNDER THE
SUPERVISION OF, THE PUBLIC HEALTH INSPECTORS

Total numbers of inspections made (including re-inspections)	4,959
Total number of houses and premises inspected	2,284

Number of inspections made of, and visits paid to:-

Dwelling houses	1,857
Food Premises and catering establishments (Food & Drugs Act)	719
Caravan Sites and Moveable Dwellings	740
Factories	138
Offices, Shops and Railway Premises Act	471
Ice-Cream Premises	9
Dairies	32
Drainage Systems	309
Swill Boiling Plants	14
Agricultural Holdings	283
Premises as the result of complaints of nuisance	318
Premises in connection with water supplies	69
Tests of swimming Bath Water	49
Investigations into cases of infectious diseases and food poisoning	102
Premises, disinfested or disinfected	14
Drain tests of drainage systems believed to be defective	16
Smoke observations	NIL
Samples of faeces submitted for laboratory examination	59

In conclusion I would like to thank the Chairman and Members of the Council for their support and the Medical Officer of Health, the other Chief Officers of the Council and the staff of the Public Health Department for their co-operation and assistance during the year.

I remain,

Your obedient servant

J. H. ELLIS.
Chief Public Health Inspector.

Summary of work carried out by the Public Health Department in the year ending 31st March 1954

Category	Number of inspections made of, and visits paid to:-		Total number of inspections made (including re-inspections)	Total number of houses and premises inspected
	1953-54	1952-53		
(1) Dwellings	1,000	1,200	2,200	1,500
(2) Food premises and catering establishments (Food & Drugs Act)	1,500	1,800	3,300	2,500
(3) Public houses and licensed premises	1,200	1,400	2,600	2,000
(4) Public buildings	1,000	1,100	2,100	1,800
(5) Industrial premises	1,500	1,600	3,100	2,800
(6) Other premises	1,000	1,100	2,100	1,900
(7) Total	7,200	8,200	15,400	12,500

Number of houses and premises inspected in the year ending 31st March 1954

Number of houses and premises inspected in the year ending 31st March 1953

Total number of houses and premises inspected in the two years

Category	Number of inspections made	Number of houses and premises inspected
(1) Dwellings	1,000	1,500
(2) Food premises and catering establishments	1,500	2,500
(3) Public houses and licensed premises	1,200	2,000
(4) Public buildings	1,000	1,800
(5) Industrial premises	1,500	2,800
(6) Other premises	1,000	1,900
(7) Total	7,200	12,500