

[Report 1912] / Medical Officer of Health, Ashton-under-Lyne Borough.

Contributors

Ashton-under-Lyne (England). Borough Council.

Publication/Creation

1912

Persistent URL

<https://wellcomecollection.org/works/uctd55hz>

License and attribution

You have permission to make copies of this work under a Creative Commons, Attribution license.

This licence permits unrestricted use, distribution, and reproduction in any medium, provided the original author and source are credited. See the Legal Code for further information.

Image source should be attributed as specified in the full catalogue record. If no source is given the image should be attributed to Wellcome Collection.



Wellcome Collection
183 Euston Road
London NW1 2BE UK
T +44 (0)20 7611 8722
E library@wellcomecollection.org
<https://wellcomecollection.org>



BOROUGH OF ASHTON-UNDER-LYNE.

Annual Report

OF THE
MEDICAL OFFICER OF HEALTH
FOR THE YEAR
1912

BY
JOHN WILLIAM TALENT, M.D., M.R.C.S., D.P.H.

MEDICAL OFFICER OF HEALTH,
SCHOOL MEDICAL OFFICER,
AND
MEDICAL SUPERINTENDENT
TO THE INFECTIOUS DISEASES HOSPITAL.

ASHTON-UNDER-LYNE — CORPORATION. —

HEALTH COMMITTEE.

Chairman :

ALDERMAN ALLEN SHAW.

Deputy-Chairman :

COUNCILLOR BOWMAN.

HIS WORSHIP THE MAYOR (COUNCILLOR SHAW).

ALDERMAN NEWTON.

COUNCILLOR CROSSLEY.

„ GREENWOOD.

„ HAMER.

„ JUDSON.

„ WOOD.

HEALTH DEPARTMENT.

Medical Officer of Health :

J. W. TALENT, M.D., M.R.C.S., D.P.H.

Chief Sanitary Inspector :

W. C. MORRIS, M.I.H.

Disinfector :

T. LEES.

Health Visitor :

MRS. ELLIOTT.

Manageress of Sterilized Milk Department :

MISS WINDER.

Matron of Borough Hospital :

MISS WILKS.

REPORT OF THE MEDICAL OFFICER
OF HEALTH.

THE PUBLIC HEALTH OFFICES,
TOWN HALL CHAMBERS,
ASHTON-UNDER-LYNE,

MARCH 1913.

To the Mayor and Council of the
Municipal Borough of Ashton-under-Lyne.

Gentlemen,

I have the honour to present my Seventh Annual Report on the Health of the Borough and its Sanitary conditions, and on the work of the Public Health Department for the year 1912.

I am pleased to report that the Infant Mortality of 127·4 per 1,000 births, was the lowest ever recorded in the Borough.

The general death rate of 17·0 was also the lowest recorded, with the exception of the year 1910.

Of Infectious Diseases, there has been a remarkable absence of Scarlet Fever, our number being much below the average for England and Wales, but we have had more than our share of Enteric Fever, and the cases have been of a severe type.

The Steam Disinfecting Station was opened in January. It has proved most efficient, and is of considerable value and use to the town.

The Public Health (Milk and Cream) Regulations came into force upon October 1st of the year. These prohibit the addition of any preservative substance to milk intended for sale for human consumption, or the addition of any thickening substance to cream. Where boric acid or hydrogen peroxide are added to cream as preservatives, such cream must be labelled "Preserved cream," and the amount of the preservative added must be stated upon the label. Under these regulations samples will be taken along with other Foods and Drugs, and forwarded to the Public Analyst for examination.

The Shops Act, 1912, has also come into operation. Mr. Morris was appointed inspector under the Act.

My most cordial thanks are due to the Chairman and Members of the Health Committee for their support, and to the Chief Sanitary Inspector and other members of the staff for their admirable work during the year.

I am, Gentlemen,

Yours obediently,

JOHN WILLIAM TALENT.

STATISTICAL SUMMARY, 1912.

Area of Borough	1,396 acres
Population (Census 1911).....	45,179 persons
Persons per House as per Census	4·36

	1911	1912.
Rateable Value.....	£197,298	£197,631
Number of Dwelling Houses on Rate Book	10,472	10,470
,, ,, ,, empty	133	126
Population of Residents estimated at middle of year from number of inhabited houses		45,410
Density of Population (persons per acre) ...	32·4	
Number of Births	1,042	1,044
Excess of Registered Births over Deaths ...	261	275
Birth Rate (per 1000 inhabitants).....	23·0	23·1
Number of Deaths	781	769
Death Rate	17·7	17·0
Number of Deaths of Children under one year of age	202	133
Infant Mortality	193·8	127·4
Zymotic Death Rate	2·5	1·7

Elevation.—The mean elevation of the Borough is 414 feet above sea level, and varies between 310 and 519 feet.

ANNUAL REPORT, 1912.

(a).—An account of any influences threatening the health of the district, the prevalence of infectious or epidemic diseases therein, and the measures taken for their prevention.

PREVALENCE OF INFECTIOUS DISEASES.

The total number of cases of Infectious Diseases notified to the Health Department, under the Infectious Diseases Notification Act, for the year 1912, was 242. This is 5 more than in the previous year. There were 41 cases of scarlet fever, 17 of diphtheria, 32 of enteric fever, 46 of erysipelas, 2 of puerperal fever, 92 of phthisis, 11 of ophthalmia, and 1 of poliomyelitis. The death rate from the principal epidemic diseases, which includes measles, whooping cough and epidemic diarrhoea, was 1·7 per 1,000, compared with 2·5 in 1911, 1·7 in 1910, 1·7 in 1909, 1·7 in 1908, 2·0 in 1907, 1·8 in 1906.

ZYMOTIC DEATH RATE IN WARDS.

St. Peter's.	Portland.	Market.	St. Michael's.
1·2	3·1	0·7	1·6

344 Cases of non-notifiable Infectious Diseases were reported by the Head Teachers of Schools. The details, along with deaths notified, are as follows :—

	Cases Reported.	Deaths.
Measles	208 ...	27
Whooping Cough	68 ...	11
Chicken Pox	35 ...	0
Mumps	33 ...	0

Under the heading of non-notifiable infectious diseases are to be placed:—

Diarrhœa.....	21 deaths.
Influenza.....	6 „

These figures shew an increase in deaths from Whooping Cough and Influenza, but a large decrease from Diarrhœa.

Immediately upon the notification of cases of Infectious Disease, I have visited and inspected the patient's house, where the case was one of Enteric Fever, and also visited the Crèche, when some of the infants were attacked with soreness of the throat, visited houses where contacts were reported from the War or Naval Offices, and consulted with medical men on some obscure or suspicious cases.

Small Pox.—There has been no case notified during the year. I made several visits in consultation with the medical attendant, to a patient suffering from an eruption of a suspicious nature ; the case proved ultimately to be one of eczema, following upon septic poisoning.

Vaccinations.

Year.	Births.	Vaccinations.	Exemptions
1909.....	1069	343	442
1910.....	1093	263	564
1911.....	1042	164	552
1912.....	1055	157	578

Scarlet Fever.—The number of cases notified during the past ten years is:—

Year 1903.....	52 cases.	Year 1908.....	224 cases.
„ 1904.....	302 „	„ 1909.....	261 „
„ 1905.....	166 „	„ 1910.....	140 „
„ 1906.....	97 „	„ 1911.....	123 „
„ 1907.....	290 „	„ 1912.....	41 „

The attack rate was 0'91. The rate for England and Wales was 2'98. The cases were all of a mild nature. There were no deaths. The ages of those attacked were:—

Under 1 year	1 case.
1 to 5 years	8 „
5 „ 15 „	27 „
15 „ 25 „	4 „
25 „ 65 „	1 „
<hr/>	
Total	41

The cases were most numerous in the month of July, when there were 7 notifications, and fewest in April, when there were none.

Diphtheria —The number of cases notified during the past ten years is:—

Year 1903.....	12 cases.	Year 1908.....	14 cases.
„ 1904.....	25 „	„ 1909.....	30 „
„ 1905.....	12 „	„ 1910.....	9 „
„ 1906.....	8 „	„ 1911.....	29 „
„ 1907.....	6 „	„ 1912.....	17 „

Out of the 17 cases there were 5 deaths, a rate of 29·4 per cent of those attacked. The attack rate was 0·38 per 1000 of the population. The attack rate for England and Wales was 1·24.

Antitoxin has been supplied free of cost by the Health Committee, to such persons as were unable to pay for the same. It has been so supplied to 7 cases.

Enteric or Typhoid Fever.—The number of cases notified during the past ten years is :—

Year 1903.....	43 cases.	Year 1908.....	30 cases.
„ 1904.....	29 „	„ 1909.....	54 „
„ 1905.....	30 „	„ 1910.....	35 „
„ 1906.....	19 „	„ 1911.....	33 „
„ 1907.....	17 „	„ 1912.....	32 „

Of the 32 cases notified 26 were males and 6 females. The attack rate was 0·71. The same rate for England and Wales was only 0·23. Out of the 32 cases 14 died, a mortality rate of 42 per cent. This is a very heavy mortality, and is due to the fact that the cases were of a malignant nature. The corresponding mortality rate for England and Wales was 17·4 per cent. in 1911.

The ages of the cases were as follows.—

Ages.	Cases.	Deaths.
5 to 15 years	9	3
15 „ 25 „	8	3
25 „ 65 „	15	8
	—	—
Total.....	32	14

With regard to the origin or cause of the above cases, there was no suspicion of its being water. Our drinking water is of the highest quality, being carefully filtered and delivered on the constant supply system. Milk, in like manner, cannot be put down as a cause, since the supply was obtained from very various sources, and hardly any two obtained it from the same dealer. In many cases I find that milk was not drunk at all, or was only taken in the form of condensed milk in tea, or cow's milk cooked in a milk pudding occasionally.

Mussels and watercress had been eaten freely in 7 cases, within four weeks of the onset of disease, mussels in 5 cases and watercress in 2 cases. One of the patients said he took them for supper almost every night, and another had several times eaten them in the raw state.

Two of the patients could not be removed to hospital, owing to their serious state when the notification was received. Of the remainder, 22 were taken to hospital, and treated there.

Immediate removal to hospital is very important, because by this means, the cause which may infect others is removed, and also the patient obtains the necessary feeding and nursing which in many of the cases cannot be had at home.

Inspection of a Spot Map for the years 1910, 1911 and 1912, shews the cases to be generally distributed over the town, though with a tendency to affect most the more neglected class of property in the crowded central area.

Puerperal Fever.—Two cases were notified, making an attack rate of 0'04, as against a rate of 0'06 for England and Wales.

Erysipelas.—There were 49 cases notified, an attack rate of 1'08, against a rate of 0'63 for England and Wales. One died under 1 year, and one over 65 years of age.

Measles.—There were 27 deaths during the year, giving a death rate of 0'6 per 1,000 living.

Death rate per 1,000 living in 1907 was 0'6

„	„	1908	„	0'06
„	„	1909	„	0'5
„	„	1910	„	0'2
„	„	1911	„	0'6
„	„	1912	„	0'6

Ages.	Deaths.
Under 1 year	7
Between 1 and 5 years	16
Between 5 and 25 years	4

The Death Rate for England and Wales for 1901-1910, was 0'31. The number of cases reported by School Teachers was 208.

During the months of October and November an outbreak of Measles prevailed among the children attending several of the Schools in the Borough. The number of cases reported by the Teachers, and the Schools at which they attended, is as follows:—

Holy Trinity.....	Commencing Oct.	1st, reported	38 cases.
Trafalgar	„ „	4th, „	18 „
St. Peter's, Welbeck Street.....	„ „	16th, „	22 „
West End Council School	„ „	16th, „	8 „
Gatefield	„ „	29th, „	19 „
St. Peter's, Victoria Street.	„ „	29th, „	10 „
St. James's.....	„	Nov. 11th, „	38 „

Eleven cases have been notified from four other Schools. This makes a total of 164 cases. The largest number is reported from Holy Trinity and St. James's Schools. The type of disease has not been severe, and comparatively few cases of Pneumonia occurred. Many of the children were not attended by a doctor. In order to give all possible assistance in the way of advice, Nurse Elliott and Nurse Bowden gave the whole of their time for several days to visiting the homes of the patients and advising the mothers where it seemed to be required. During this period they ceased their usual work of visiting Infants, Scholars, &c. I made special visits to the Schools themselves, and supplied to parents, by the kind assistance of the Teachers, several hundred leaflets upon the "Treatment of Measles."

Influenza.—Six deaths were certified. The disease has not presented any unusual symptoms or prevalence.

Whooping Cough.—There were 11 deaths, being 4 males and 7 females, and a death rate of 0·24 per 1,000.

Death rate per 1,000 living in 1908 was 0·4

„	„	1909	„	0·1
„	„	1910	„	0·8
„	„	1911	„	0·07
„	„	1912	„	0·24

The number of cases reported by school teachers was 68. It prevailed especially towards the end of the winter.

Diarrhœa.—There were 21 deaths, giving a death rate of 0·47.

Number of deaths in 1907 was 21

„	„	1908	„	44
„	„	1909	„	10
„	„	1910	„	17
„	„	1911	„	73
„	„	1912	„	21

Ages.	Deaths.
Under 1 year	13
Between 1 and 5 years	4
Between 5 and 15 years	2
Over 65 years	2

Phthisis.—There were 54 deaths, being 28 males and 26 females, giving a death rate of 1·2 per 1,000 of the population.

PHTHISIS DEATH RATE IN WARDS.

	St. Peter's.	Portland.	Market.	St. Michael's
Number of Deaths ...	9	4	14	2
Death Rate	0·6	0·5	1·0	3·1

In the District Infirmary 1 died, and in the Workhouse Hospital 24, belonging to Ashton.

Ages.	Deaths.
Under 1 year	0
Between 1 and 5 years	2
„ 5 and 15 years	4
„ 15 and 25 years	9
„ 25 and 65 years	34
Over 65 years	5

Year	No. of Deaths	Death Rate per 1000 living	Percentage of Total Number of Deaths from all diseases
1899	87	...	9.2
1900	69	...	7.6
1901	79	1.8	9.6
1902	69	1.5	8.2
1903	65	1.4	7.3
1904	42	.9	5.4
1905	62	1.4	7.5
1906	67	1.5	8.5
1907	47	1.0	5.7
1908	68	1.5	7.7
1909	78	1.6	9.3
1910	67	1.4	9.0
1911	61	1.3	7.8
1912	54	1.2	7.0

It may be taken as a rough guide to practice that there are probably three persons constantly suffering from pulmonary tuberculosis to every annual death from this disease. Estimated in this way we now have 3×54 or 162 cases of phthisis in the Borough.

Under the Public Health (Tuberculosis) Regulations there have been notified:—

- (a)—In Poor Law Institutions or amongst poor persons, 20 cases.
- (b)—Amongst In-patients and Out-patients of Voluntary Hospitals, 12 cases.
- (c)—Occurring in the public or private practice of Medical Practitioners, 60 cases.

A total of 92 cases.

In dealing with the cases where the above notified patients lived, 54 rooms have been cleansed by rubbing the walls with dough, and 22 by spraying them with a solution of chlorine. Each case was visited two or more times by myself and the Health Visitor. Advice was given by me to the patients and their friends as to the way of living, sleeping alone to prevent the infection of others, proper cleansing of the rooms, &c. I paid 120 visits for this purpose. I had also a considerable correspondence with the County Council Committee for Tuberculosis Administration, in recommending patients for Sanatorium Benefit, receiving reports as to their condition from the Medical Officers of the Sanatoria when their course of treatment was over and they were dismissed to their homes &c.

Ophthalmia Neonatorum—There were 11 cases notified. This means 10 cases per 1,000 births. Of these cases 2 were attended at the time of confinement by a doctor, and 9 by a midwife. Each of the 11 cases made a good recovery.

The following are short notes of the details :—

- (1) Attended by a midwife. One eye only affected. Admitted into the District Infirmary on the 5th day after birth.
- (2) Attended by a doctor. One eye affected.
- (3) Attended by a midwife. Doctor called in on the 4th day.
- (4) Attended by a midwife. Both eyes severely affected. Doctor called in on the 3rd day. I offered the services of the District Nurse, but the doctor replied that they were not required.
- (5) Attended by a midwife. Both eyes severely affected. Doctor called in on the 5th day. I offered the services of the District Nurse, but the doctor replied that they were not required.
- (6) Attended by a midwife. Doctor called in on the 11th day.
- (7) Attended by a doctor. On the 4th day was placed under the care of an eye specialist.
- (8) Attended by a midwife. Doctor called in on the 3rd day.
- (9) Attended by a midwife. Doctor called in on the 3rd day.
- (10) Attended by a midwife. Brought to my office for treatment on the 5th day.
- (11) Attended by a midwife. Both eyes affected. Doctor called in on the 3rd day.

Acute Poliomyelitis.—This disease is otherwise known as Infantile Paralysis or “Tooth Stroke.” The Order directing its inclusion among Infectious Diseases requiring to be notified, came into force in February, 1912.

The only case reported in our Borough, was that of a girl $2\frac{1}{2}$ years old, living in a newly built four-roomed house in Burlington Street. The child's health had been very good up to the time of this illness. It commenced as what the parents called a cold ; she was restless and feverish and lay down most of the time, there was no catarrh of the nose or throat, but a rash all over the body of red blotches, like a nettle rash, which itched very much. On the sixth day of these symptoms, she went to bed as usual, but in the morning the arm and leg on the right side were found to be paralysed. On examination five weeks after the paralysis she seemed well in health and the paralysis was much less in degree, she could run about with a limp, and partially raise the right arm. The child had slept with her grandmother for the past 3 months, the conditions of living were good, except that the house was overcrowded, there being five adults and four children under 14 years of age, living in the four-roomed house. She had never been away from home, and there seemed no particular cause to which the attack could be attributed. The street in which the house is situated is well paved and drained, the property around is in good condition, and the traffic is light, since it is not a main thoroughfare.

MEASURES TAKEN FOR THE PREVENTION OF INFECTIOUS DISEASE.

Isolation.—Of the Infectious Diseases notified in the Borough during the year, 22 cases of Enteric Fever were removed to the Borough Isolation Hospital and treated there.

Also 1 case of Erysipelas, which had developed in a patient under treatment in the District infirmary. The Enteric Fevers constituted 70 per cent of all the cases notified.

Borough Isolation Hospital.—During the year, 23 cases of Enteric Fever have been treated, 22 from Ashton, and 1 from Limehurst.

The average duration of the stay was 42 days, the shortest time being 17 days, the longest 92 days.

The number of cases isolated during the past six years has been :—

1907.....	41 cases.	1910.....	48 cases.
1908.....	40 „	1911.....	38 „
1909.....	41 „	1912.....	24 „

Disinfection —Following upon the occurrence of infectious disease, 169 houses have been fumigated with sulphur or formalin.

For cases of phthisis, 54 rooms have been cleansed by rubbing the walls with dough, and 22 by spraying them with a solution of chlorine.

The new Steam Disinfector was completed and brought into use in January, 1912.

During the year 717 articles of clothing and bedding have been disinfected. For the cases outside the Borough a fixed charge is made to the authority of the area.

The Disinfecting Station, which is situate in the Town's Yard, a very central and accessible position for the whole district, contains not only the disinfecting apparatus with its two containing rooms, but also a bathroom, an undressing-room, and dressing room. This provides the means of giving a disinfecting bath to any person requiring it. For example, the contacts of a case of smallpox who may be bathed, whilst at the same time their clothes are being disinfected. These bath and dressing rooms are efficiently warmed by hot water pipes, and an abundance of hot water can be supplied in a short time by a calorifier.

The steam for the working of the Station is obtained from the boilers of the Electricity Works, situated a short distance away.

DESCRIPTION OF THE "DELEPINE-JONES" PATENT CURRENT SATURATED PRESSURE STEAM DISINFECTOR.

The "Delépine-Jones" Patent Current Saturated Pressure Steam Disinfector, which has been installed, is the latest and most improved type of disinfector made.

It is simple and positive in its working, rapid in penetration, and dries the articles quickly after they have been disinfected.

A continuous current of saturated steam is passed through the clothing to be disinfected, at any pre-determined pressure and temperature, controlled by a slight valve.

The Disinfector has an external and internal cylinder, the latter being the disinfecting chamber proper. The space between the cylinder contains a high pressure steam coil through which steam from the boiler passes. There is an opening in the crown of the inner cylinder, through which steam or hot air is admitted to the inner chamber for disinfecting or drying purposes respectively.

When disinfecting, the steam after passing through the coil is released through a perforated pipe lying on the coil, and passes round the outside of the inner cylinder and through the opening in the crown of the same to the disinfecting chamber, and thence to the atmosphere through a pipe guarded by a loaded valve, which is adjustable to any required pressure. By this means the steam for disinfection is passed continuously through the clothing at the aforesaid pre-meditated pressure.

For drying, the steam after leaving the coil is shut off from the perforated pipe and passed to a steam trap. At the same time, pure air from outside the disinfector house is drawn into the space between the outer and inner cylinders of the machine, and by means of a steam jet, the velocity of the current is accelerated.

This air for drying purposes is superheated by having to pass over the coil in the space between the inner and outer cylinders, so that its temperature when entering the disinfecting chamber itself is not less than 230° Fahr., thus not only preventing condensation of the steam in the clothing, but assisting in the rapidity with which the drying is effected.

The machine is quite easy to manage, and the whole operation of disinfecting and drying is carried out expeditiously and effectively.

(b)—An account of all general and special inquiries made during the year.

(1). Complaint of Nuisance at Guidebridge Rubber Works.

In June, 1912, a petition was received from several residents in houses adjoining the above works complaining that in the process of manufacture an offensive smell was given off, also a fine dust which floated through the windows of the factory into the bedrooms of the houses, compelling them to keep their windows closed; also that the machinery was working all night through, and by its vibration prevented the occupiers of the houses from obtaining proper rest. On inspection I found the works a two-storey building. The rooms are well lighted and ventilated. The manufacture consists of grinding up old indiarubber in machines driven by electric motor, mixing with it a certain amount of new rubber and other materials, and then making the resulting material into rubber heels for boots. As much as five tons of these are being produced per week. The old indiarubber used consists chiefly of the tyres of motor cabs and motor busses, surgical appliances, &c. When it seems to be required this rubber is washed before being ground down. It is during the grinding process that the dust complained of is evolved. At the time of my visit it was not much in amount and had not been complained of by the factory

inspector as injurious to the workpeople. As to the smell, it is that of rubber. The members of the Sanitary Committee visited also shortly afterwards and agreed that no nuisance existed.

(2) A nuisance complained of in connection with the Mond Gas Apparatus of the National Gas Engine Company.

At a Meeting of the Public Health Committee held on June 26th, a deputation, seven in number, of owners and occupiers of houses situate in Richmond Street, Margaret Street and Ashton Moss, appeared before the Committee and complained of a nuisance arising from the Mond Gas Plant of the National Gas Engine Company's Works. The deputation explained the nature of the nuisance, the evil effect it had on the health of the inhabitants, and the discomfort it caused to the residents in the vicinity of the plant. On September 30th, a special meeting was held for the purpose of receiving representatives of the Company, and the whole matter was discussed at length.

(3) An inquiry into some cases of Ptomaine Poisoning.

Two cases of illness have occurred, suspected to be due to Ptomaine Poisoning. In the first the article of food thought to have caused it was a black pudding. A few hours after eating it the patient was attacked with vomiting, purging, and severe pain in the stomach. This continued for some days, and then recovery took place. In the second, the food suspected was a savoury duck. The same symptoms resulted as in the first case, but, after a few hours, terminated in death. An inquest was held, and a verdict returned to the effect that death resulted from the eating of tainted food, but there was no evidence to show what that food was.

(c) An account of the work performed by the Inspector of Nuisances during the year, including a statement supplied in pursuance of Article XX. (16) of this order.

During the year a large amount of work has been carried out by the Inspector of Nuisances. All the smoke observations are carried out by him. He takes all samples of food and drugs, and where a prosecution follows, carries the same through the court. He has also been appointed Inspector under the Shops Act, 1912.

During the year 3,031 inspections have been made.

The number of Statutory Notices served was 114.

„	Informal	„	„	563.
Nuisances abated	524.

(d) A statement as to the conditions affecting the wholesomeness of the milk produced or sold in the district.

Two examinations, in February and September respectively, of all the cows kept in the Borough, have been made by Mr. New, Veterinary Surgeon to the Corporation, with a view to finding whether any of them were affected with Tuberculosis. His reports are as follows :—

(a) “On February 28th I examined 42 Dairy Cows in the Borough, and found all in good health.

The average temperature of the cows at the three farms was $100\frac{4}{5}$.

The udders of all the cows were sound.”

(b) " I hereby certify that I have this day examined 36 cows kept on farms in the Borough, and have found all healthy.

Average temperature of 11 at Brooks', Chamber Hill,	being $101\frac{2}{5}$
" 12 at Gee's, Park Farm...	$101\frac{2}{5}$
" 13 at Wheelwright's, Knowl Farm...	$101\frac{3}{5}$

All the udders were sound. There were two cows at Gee's Farm with blind teats.

Average temperature for the 36 cows examined, $101\frac{2}{5}$."

With regard to the farm buildings within the Borough, of which there are three, the following improvements have been made at Knowl Farm :—A dung pit has been constructed at a proper distance from the cowsheds, three drainage gullies have been removed from the inside of the buildings and placed outside, and an improvement has been made in the lighting of the cowsheds.

The Dairies generally were in good order.

I inspected the two farms near Macclesfield from which milk is supplied to our Municipal Milk Dépôt. They were both in excellent order.

During the year 12 samples of milk have been submitted to the Manchester Public Health Laboratory for examination for Tuberculosis. Two of these were found to cause Tubercloses. The samples came from farms in Limehurst Rural area. In each case the information was telegraphed at once

to the County Medical Officer of Health, who in consultation with the Medical Officer of Health for Limehurst, immediately stopped the sale of the particular milk. With regard to the first case the following letter was received :—

Dear Sir,

Adverting to your telegram of the 20th ult., I desire to inform you that the cows at the farm in question were immediately examined, and one apparently unwell, was isolated.

A sample of milk from this cow was sent to Professor Delépine, and found to contain tubercle bacilli.

The cow has now been slaughtered, and the carcase sold to knackers.

Yours faithfully,

E. SERGEANT,

County Medical Officer of Health.

Under the Sale of Food and Drugs Act, 42 samples of Milk were submitted for analysis. These were all found to be genuine.

MUNICIPAL MILK DEPOT.

AMOUNT OF MILK USED.

	Quarts	Quarts Sterilised.	Quarts Modified.	Average number of Infants taking Modified Milk.
1903	20936	16736	5468	36
1904	24488	20755	5684	39
1905	27204	22275	5950	42
1906	27036	22006	5480	41
1907	41496	37376	4463	43
1908	44696	40037	5204	44
1909	50128	44532	5776	46
1910	59983	53974	6128	49
1911	69768	64298	5783	48
1912	64796	61275	4519	49

The milk has been regularly tested for butter fat, and the results have been quite satisfactory. The average result of the tests for 12 months, as taken by Gerber's apparatus, was 3.45.

Cream.—The amount of Cream received was 682 quarts. Of this amount 9,000 ounces were used for Modified Milk, and 1,628 ten-ounce bottles have been sold.

(e) A statement as to the conditions affecting the wholesomeness of foods for human consumption, other than milk, produced or sold in the district.

Samples of Foods and Drugs, numbering 106, were purchased during the year, and submitted for analysis. The whole of the food samples were found to be genuine.

Of the Drugs a sample of camphorated oil was found to be deficient in camphor to the extent of 20%. A prosecution ensued, and the seller was fined £2 10s. 6d

The Meat of the Borough was inspected by your Veterinary Surgeon (Mr. New). He reported that "In the month of January I visited a stall in the Ashton Market, and there seized 28 pieces of meat in a decomposing condition. The tenant of the stall, W. Ashworth, was proceeded against, and fined £15 and costs."

"On March 18th an Ashton butcher reported that he had slaughtered an animal that appeared wrong. Upon examination I found the carcass of a cow extensively affected with Miliary Tuberculosis, and all the internal organs diseased. The carcass and all the offal was condemned, sent to the Destructor and burnt."

“ During the month of November a butcher in the town reported a beast that he had slaughtered, and upon examination it was found to be extensively tubercular and unfit for food, and the whole carcase and offal were sent to the Destructor.”

Slaughter Houses.—I have inspected the Slaughter Houses situate in the Borough. The number occupied is 21. Of these, one has been newly erected by Mr. Lees, in William Street, to take the place of one condemned as insanitary ; it conforms to the bye-laws in all respects. Five places were found to be still without bins for containing offal, which is one of the requirements of the bye-laws ; the occupiers were instructed to obtain them at once. In another case the manure pit was in disrepair, and in one other a horse was found being stabled inside the slaughter-house ; notice has been given to remedy these defects. In Delamere Street slaughter-house the insanitary manure pit has been demolished and the site concreted ; at the entrance to this yard is an open drain, of which the tenant makes complaint.

Bakehouses.—In April I made a special survey of the Bakehouses. Those occupied number 26, those unoccupied number 4. Of those in occupation one was damp, in three there was no trap in the waste water pipe, in one the floor was dilapidated, in two there was accumulated rubbish and dirt. Directions were given to amend these faults. In one a gully had been cemented up and a waste pipe trapped in accordance with previous instructions. Of the 4 bakehouses which are closed, 2 are unfit for a renewal of the license. The remaining bakehouses were clean and in good order.

Ice Cream Manufactories:—I inspected seven premises where ice cream is manufactured. These were clean and in good order with one exception, which was dirty. The owner of this place was warned.

(f)—**A statement as to the sufficiency and quality of the water-supply of the district and its several parts, and in areas where the supply is from waterworks, information as to whether the supply is constant or intermittent.**

The water-supply is furnished by the Ashton-under-Lyne, Stalybridge and Dukinfield Waterworks (Joint) Committee's reservoirs at Swineshaw and Greenfield. The supply is constant. The average daily supply of water, for both domestic and trade purposes, was 20'73 gallons per head, in the year 1911. This was divided into, 16'96 gallons for domestic and 3'77 gallons for trade purposes.

In the month of September the Joint Committee opened two Mechanical Pressure Filter Installations, one in the Greenfield Valley the other in the Swineshaw Valley. The object of these installations is two-fold, (1) to remove from the drinking water a brownish discolouration and sediment which is usually very slight but becomes at times quite marked, (2) to neutralise an acidity which is sometimes found in the water, and which might allow it to dissolve lead from the service pipes, if it stood in them for any length of time, and thereby cause lead poisoning. The discolouration and acidity are due to the fact that the water is obtained from a moorland gathering ground, containing peat. The underlying rock of the gathering ground is

millstone grit, covering the sloping sides of which is a scanty layer of soil and grass. At some parts, however, where the ground is level or hollowed out, considerable accumulations of peat have occurred, which contain brown colouring matter and become acid on standing. The Installation remedies these faults by (1) a process of mechanical filtration, (2) the addition of chemicals in fixed proportions.

The Filter House at Greenfield is situate on the Ashway Gap Estate, adjoining the reservoirs, the one at Swineshaw is placed at the toe of the Brushes Reservoir embankment, a sheltered and accessible position from an administrative point of view.

The two installations comprise 36 Pressure Filters, designed to purify collectively 5,352,000 gallons of water per day. The following description of them is given by Mr. Dixon, F.G.S., A.M. Inst. C.E., Engineer to the Board, by whom they were designed and supervised.

“ Each installation consists of two major parts, viz. : the Filters and the Chemical Plant.

The Filters, which are of the Pressure Type, each consist of a closed cylinder, having parallel sides with dished ends top and bottom, and is constructed of riveted steel plates. The Ashway Gap cylinders were tested under a hydraulic pressure equal to 150 lbs. per square inch, applied continuously for a period of one hour, and in the case of the Brushes cylinders the test was equal to 250 lbs. per square inch, applied continuously for a period of

three hours. The filtering medium, which is of an average thickness of 3ft. 6in., consisting of specially graded quartz crystals, rests on a steel false bottom, riveted to the shell of the Filter, and fitted with circular phosphor bronze nozzles screwed in from the underside. Ready access to the nozzles can be obtained by means of the manhole placed in the collecting chamber, where they may be inspected or replaced without removing the quartz bed.

The object of the nozzles is to ensure the effective use of the filtering bed ; also to prevent particles of the filtering medium getting into the filtered water main, and to ensure the proper distribution of the water used for washing out the filter.

The unfiltered water enters at the top of the Filter, and is evenly distributed over the bed, and after percolating through the filtering materials, flows into the collecting chamber, and is then delivered into the filtered water mains, and thence direct to the service pipes for consumption.

For cleansing the filtering materials a vertical tube is fixed in the centre of the bed, extending to within a few inches of the top level of the filtering material. Suspended in the tube is a steel shaft, on which are fixed, a short distance above the top of the tube, two jets connected with the filtered water main, and a propeller situated in the upper end of the tube. The shaft is driven from outside the Filter by means of belting.

When it is required to wash the bed, filtered water is admitted to the underside of the false bottom, and rising through the nozzles, puts the bed in suspension. The shaft with the jets and propeller thereon is then caused to revolve at a high speed, and the quartz is thoroughly cleansed by being drawn up the vertical tube and passed over the top, where it comes in contact with clean filtered water issuing from the jets at a high velocity. The filtering medium then sinks in the filter, and the floating impurities are carried away with the wash water through the wash-out discharge pipe at the top of the Filter.

Quartz has been adopted as the filtering medium in practically all filters made by Messrs. Mather & Platt, Ltd., having been proved to be more efficient as well as more durable than any other medium. It is specially imported and graded and has the further merit of being more readily cleansed than any other medium.

All the Filters are fitted with valves so arranged that any filter can take its supply from either reservoir, deliver the clean water into either of the two filtrate mains supplying separate districts, and be washed out from either filtrate main.

All the Valves are brought to one level and worked from a central gangway, carried on steel joists over the pipe trench. The gangway is at the same level as the floor of the filter-house, and it is therefore a simple matter to control the operation of the Filters.

The chemical apparatus consists of small vertical ram pumps in duplicate, driven by rotary water motors placed at the end of the Filter House on the unfiltered water mains; alumina tanks (built in Ferro concrete) provided with dissolving trays and hand agitating gear; and lime tanks (built of steel riveted plates) provided with agitating gear driven by a small Pelton Wheel.

The Water Motors driving the chemical pumps are specially designed to vary their speed in the same ratio as the rate of flow to the filters. Consequently the quantity of chemical solutions pumped into the main is always in proportion to the quantity of water passing.

The Pumps are fed from the chemical tanks, and deliver the solutions into the water on the inlet side of the Water Motor. A thorough mixing of the solutions with the water is thus ensured.

Meteorology.—The maximum temperature recorded in the Sun, (black bulb in vacuo), was 133° or 83° in the shade, on July 15th. The minimum exposed temperature was 5° or 16° in the shade on January 29th.

The following table gives the number of days during the year upon which the wind blew from the different points of the compass:—

N.	N.W.	W.	S.W.	S.	S.E.	E.	N.E.
12	72	41	113	23	42	19	44

It will be noticed that the prevailing wind was S.W. since it was blowing from this quarter on 113 days out of the 365. This carries the smoke of Ashton and Dukinfield over Hurst and Stamford Park.

The rainfall as recorded in Stamford Park was as follows—

January.....	3'3 inch.	July	4'0 inch.
February	1'7 „	August	6'1 „
March	4'7 „	September...	1'6 „
April.....	0'9 „	October ...	3'9 „
May	2'7 „	November...	2'7 „
June	4'7 „	December...	4'4 „
<hr/>			
		Total.....	40'7 „

This represents a fall above the average for our town, and corresponds with the wet and dull nature of the year in general.

The rainfall at Swineshaw Waterworks was 52'2 inches for 1912 and 46'1 inches for 1911. At Greenfield Waterworks it was 56'3 inches for 1912 and 44'8 inches for 1911.

The average annual rainfall for all England is 30 inches, and for London, 25 inches.

(g)—A statement as to the Pollution of Rivers or Streams in the district.

No pollution of the River Tame occurs in its course through our Borough. Practically all the closets are on the water carriage system, and any trade effluents are passed into the sewers.

(h)—A statement as to the character and sufficiency of the arrangements for the drainage, sewerage, and sewage disposal in all parts of the district.

A description of the system of drainage in the Borough was given in my report for 1910, at page 36, and need not therefore be repeated.

At the Sewage Disposal Works situated at Plantation Farm, four of the second contact beds which had been thrown out of use by a partial settlement of the land, have been replaced by three new percolating beds, to which the sewage is supplied by rotary sprinklers. It has been decided to extend considerably this system of sprinklers.

The sewage dealt with at these Works includes that from the Hurst Urban District Council District, or a total population of 53,037. The approximate dry weather flow per 24 hours is 2,000,000 gallons.

(i) A statement as to the privy water-closet, and other closet accommodation in the district, including information as to the approximate number of each type of privy and closet.

There are no privies in the district. The pail closets number 12, town's water closets 3,103. The remaining 8,008 closets are of the tippler or waste water type.

(j) A statement as to the character and efficiency of the arrangements for the removal of house refuse, and the cleansing of earth closets, privies, ashpits, and cesspools in the District.

All the arrangements for this are under the direction of a special Cleansing Committee. Most of the house refuse is

dealt with by the Destructor : the remainder is deposited on the four tips used by the Corporation.

Special attention has been given during the year to the condition of stable yards and manure pits, with a view to abating the nuisance arising from them when they are in bad condition or allowed to remain overloaded with manure for a length of time. I have made a number of special visits in addition to those made by the Inspector of Nuisances.

In one instance of persistent neglect, the tenant was prosecuted. An order was made for abatement of the nuisance and a fine inflicted.

(k)—**A statement with regard to the housing accommodation of the district as required by Article V. of the Housing (Inspection of the District) Regulations, 1910, and an account of any other action taken by the Council under the Housing, Town Planning, &c., Act, 1909, bearing on the Public Health.**

	NUMBER
Dwelling-houses inspected for the purposes of Section 17 of the Act of 1909	642
Dwelling-houses which on inspection were considered to be in a state so dangerous or injurious to health as to be unfit for human habitation.....	18
Representations made to the Health Committee with a view to the making of closing orders.....	18
Number of closing orders made by the Town Council ...	1
Dwelling-houses the defects in which were remedied without the making of closing orders.....	8

Dwelling-houses which, after the making of closing orders, were put in a fit state for human habitation.....	1
Dwelling-houses and shops which were demolished by agreement between the Corporation and owner ...	9

During the year I have inspected 642 houses under the regulations of the Housing and Town Planning Act, 1909. The results of this investigation I have embodied in the report which follows directly. In addition to this, I have paid 282 visits to premises for one or more of the following insanitary conditions :—overcrowding, dirtiness of premises, insanitary condition of manure pits or curtilage, defective sewers, &c.

Following upon your Medical Officer's Reports you have inspected a large number of premises in the town, of these the following have been more particularly dealt with :—

- (1) Peel Street, numbers 2, 4, and 6. These houses were certified as unfit for human habitation. They were purchased by the Corporation and demolished, leaving an open site.
- (2) Canning Street, numbers 5, 7, 9, 11, 13 and 15, These were also certified as unfit for human habitation, purchased and demolished, leaving an open site.
- (3) Canning Street, numbers 40, 42, 44, 46, 48, 50, and 52. These were certified as unfit for habitation, the owners made the repairs required to put them into habitable condition, and they are now occupied.
- (4) Nelson Court, number 8. This was certified as unfit for habitation, the alterations required were carried out, and it is now occupied.

- (5) Houses situate between Stamford Street, Bentinck Street, and Cavendish Street. Structural alterations were made here.
- (6) Wych Street, numbers 25, 27 and 29. Alterations were completed here in accordance with instructions.

REPORT UPON INSPECTION OF HOUSES.

Situation.

The streets of the town run generally in straight lines, with others at right angles to them, almost due North and South, East and West. The total area of the Borough is 1,396 acres, the population 45,179, and the mean density of the population 32·4 persons per acre. The greatest density is 75·4 per acre in Market Ward, the least density 15·1 per acre in St. Michael's Ward. The prevailing wind is from the South West, during the year 1911 it blew from this quarter on 99 days of the year. This means that the smoke of Ashton and Dukinfield was blown directly over the Heys estate which is the largest area of land left for building purposes.

Streets and Passage Paving.

The streets are well paved, usually with stone setts. Very few remain unpaved. The back passages between the long rows of houses are however usually unpaved. This absence of paving prevents the surface being properly cleansed either naturally or artificially, and allows the penetration of liquid filth, which may ultimately pollute the air and food.

This is a matter of special importance in our Borough, since there is a continued prevalence of such filth diseases as Enteric Fever and Zymotic Enteritis.

Yard Accommodation.

Many houses are without private and separate yard accommodation.

An advantage of the common yard is, that it gives a greater open space for fresh air and for drying clothes. The disadvantage is, the want of privacy and the encouragement of "neighbouring," a habit which fosters the spread of Infectious Diseases. Many of the common yards are badly paved.

The private yards are generally flagged. Many of them are very small, much less than the area laid down in the present Bye-Laws.

Sanitary Accommodation.

This consists of (1) Fresh water closets, (2) Waste water closets.

The fresh water closets number 3,103, or 28 per cent of the whole. The waste water closets 8,008, or 72 per cent. The ashes are collected in shallow tubs. These were adopted as being durable. They are placed in roofed-over recesses.

There are no privy middens.

Type of Houses.

(a)—There is a comparatively small number of two-roomed houses with no through ventilation.

I have inspected 115 such. This number constitutes 01 of all houses in the Borough.

(b)—The majority of the houses occupied by work-people are of the four-roomed house type, of which there are two varieties.

The first and more numerous is that which possesses on the ground floor a living room at front and a fairly large scullery at the back, and on the first floor, two bed-rooms of corresponding dimensions. The second type contains a parlour or sitting-room at the front, and a kitchen or living room at the back, with two bed-rooms on the first floor. In both types of house the back room on the ground floor is usually fitted with a boiler for laundry purposes, and frequently has a half-cellar for keeping of coal. Private yards and separate sanitary accommodation are also usual features of these dwellings, and generally the buildings are in good or fair condition. The weekly rents of these houses range from 4/- to 5/3, although the older and more dilapidated ones can be obtained at a cheaper rent, depending on the neighbourhood in which they are situated. It is a striking fact that the large majority of working-class houses have less than three bed-rooms. It has often been remarked before, that it is difficult to surmise what arrangements can be made in large households for the adequate accommodation of the adult members of different sexes.

Inspection.

During the past twelve months I have myself inspected 642 houses.

The faults found were as follows :—structural defects 45, very dirty condition 56, overcrowding 24. In 13 of the cases

of overcrowding 5 or more persons were sleeping in one bedroom. It would not give a correct estimate to reckon the above figures as percentages of the total number of houses in the Borough, because the property examined was all of the poorest type in which faults would naturally be found. None of the good class houses were included in the inspection.

With regard to the 45 cases of structural defect, these did not include absence of through ventilation, but only such matters as, defective roofing, dilapidation of walls, &c.

DETAILED WARD REPORTS.

St. Peter's Ward.

This ward occupies the north western portion of the Borough. It extends over 600 acres, and at the census had a population of 14,634, or a density of 24·4 persons per acre. A large portion of the district is of a semi-rural character ; there are comparatively few factories. The number of persons per house is 4·17. The oldest portion of the ward, near the centre of the town contains many old cottages, more or less dilapidated, the outer portion, more recently built upon, in the neighbourhood of Holy Trinity Church, Richmond Street and Manchester Road, has its houses in good condition, mostly four roomed cottages, also some with six rooms and semi-detached villas.

The more modern houses consist of long rows with a good street frontage and having in the rear separate yard and sanitary accommodation, whilst a fairly wide passage divides the yards of opposite rows. These passages are usually

unpaved. In the older part the passages are often very narrow, preventing circulation of air, and there are many of the common yards and common closets set in groups.

The number of waste water closets is 2870, of fresh water closets 811.

The streets are well paved.

The number of two-roomed houses without through ventilation is 37.

The death-rate as worked out from the census figures of 1911, for the separate registration districts was highest in 21, being 19·2 per 1,000. This district includes Brook Street, Cotton Street, &c., and is the oldest portion of the ward, near the centre of the town. The lowest death-rate was 11·7 per 1,000 in district 22, this is the semi-rural area known as Ashton Moss.

The average Infant Mortality for the past two years has been for 1911—175·7, for 1912—102·5.

Portland Place Ward.

This ward occupies the south-west portion of the Borough. Its extent is 179 acres, population 8,474, number of persons per acre 47·3, number of persons per house 4·4.

The oldest portion of the ward, near the centre of the town, is completely built over. Along the northern edge, which fronts on to Stamford Street and Stockport Road, is an almost continuous line of shops, some being lock-up shops, others having dwellings attached. Between this northern boundary and the River Tame, on the south, is a dense mass

of cottage property. Many of the houses are old, and tenanted by people of careless and dirty habits. The western portion of the ward, lying between William Street and Guidebridge Railway Station, contains a few plots of land still unbuilt upon. The houses in this part are recently erected, and are in good order. The ward contains a large number of cotton factories, stretching in a line along the southern boundary, adjacent to the Manchester and Ashton Canal. The streets are well paved, but not the back passages between the houses.

The number of waste water closets is 1,518, of fresh water closets 551.

The number of two-roomed houses with no through ventilation is 13.

The death rate for the registration districts was largest in number 5, (Bank Street, Higher Wharf Street, &c.,) with a mortality of 22.9 per 1,000, and also in number 3, (Ellison Street, Arthur Street, &c.,) with a mortality of 21.2 per 1,000. The lowest death rate was 8.1 per 1,000 in number 24, (Trafalgar Street, &c.,) where the houses are recently built and in good condition.

The average Infant Mortality for the past two years, is for 1911—269.6, for 1912—154.2.

Market Ward.

This ward occupies the north eastern portion of the Borough. Its extent is 195 acres, population 14,715, number of persons per acre 75.4, number of persons per house 4.25. It contains more persons per acre than any of the other wards. In the Charlestown, Wood Street and

Swindells Street areas are many old and dilapidated cottages. The north eastern boundary is continuous with that of the Urban District of Hurst. There are very few factories in this ward the ground being covered almost continuously with dwelling houses and shops. In it are situate most of the common Lodging Houses, and rooms are let as furnished lodgings. During the ten years between 1901 and 1911, the greatest increase of population occurred in this ward.

The number of waste water closets is 2,574, of fresh water closets 944.

The number of two-roomed houses without through ventilation is 65.

The death rate for the registration districts was largest in number 16, (Charlestown) being 21.5 per 1,000. This area contains some of the oldest and most dilapidated property in the town. A number of those in worst condition were purchased by your Committee recently and demolished, by this means a large open space has been obtained, to the great improvement of the district. Many houses have also had structural alterations carried out under Section 15 of the Housing and Town Planning Act. One of the largest of the Common Lodging Houses has had internal alterations carried out which have improved its sanitary condition. The lowest death-rate was 9.6 per 1,000 in the area around Russell Street. The houses in this area are modern and built on high ground adjoining Higher Hurst.

The average Infantile Mortality for the past two years is for 1911—1911, for 1912—117.3.

St. Michael's Ward.

This occupies the south eastern corner of the Borough. Its extent is 422 acres, population 6,376, number of persons per acre 15·1, number of persons per house 4·42. It is the most sparsely populated of all the wards and yet the number of persons living in each house is greater than in the other wards. There are several large houses with extensive gardens attached. There is an extensive area of pasture land, known as the Heys Estate, which rises irregularly to the highest point in the Borough, about 500 feet. A few factories are situate upon the southern border, along the banks of the Huddersfield Canal and River Tame. Upon the eastern boundary it includes a portion of the extensive Stamford Park. There is very little old or dilapidated property in this ward, also there is a large proportion of land unbuilt upon.

The number of waste water closets is 1,046, of fresh water closets 797.

I have not found any houses without through ventilation in this ward.

The death-rate for the registration districts was largest in number 6, being 14·9 per 1,000. This is the region of Park Parade and Whitelands Road. The lowest death-rate was 10 per 1,000 around the Heys estate.

The average Infantile Mortality for the past two years is for 1911—83·0, for 1912—181·6.

Common Lodging Houses.—There are seven registered Common Lodging Houses in the Borough, having accommodation nightly for 570 lodgers. During the year improvements have been made at those situate 40, Duncan Street, and 11 to 17, Pitt Street.

The Lodging House at 11 to 17, Pitt Street, was reported as a three storey building, old, and dilapidated, with insufficient ventilation, insufficient washing accommodation, and dangerous to the inmates in case of fire.

To remedy these faults a staircase was placed at each end of the combined building, and two walls were removed internally so that a continuous passage was obtained from one end to the other, both on the second and third stories.

At the premises No. 40, Duncan Street, alterations were being made to the front of the house at the end of the year.

An empty and dilapidated Lodging House in Crickets Lane, which had been closed some time ago, was blown down during a gale. Following upon this the ruins were demolished and the site cleared.

Houses Let in Lodgings.—The landlords of houses let in lodgings at 2 to 8, Pitt Street, and 11 to 17, Pitt Street were cited before your Committee and censured for allowing overcrowding on their premises, and allowing the same to be dirty and ill ventilated. Since then they have not committed further offence. The remaining houses of this character were found in good order.

Schools.—During the year a Voluntary Elementary School has been closed, being unsuitable for the purpose, and a new Council School has taken its place. This school, the West End Council School, provides accommodation for 1,200 scholars. The buildings are of brick, in one storey, and arranged upon the pavilion system. The windows of each classroom provide through ventilation into the open air, and the doors open into a corridor which is ventilated into the open air by its own windows. The central hall is lighted by large windows which open directly into the fresh air.

The lavatories are of the shallow trough type, made of glazed earthenware, each fitted with four water taps ; special drinking fountains are also provided, one being placed near each trough. The Sanitary Conveniences are situated at the east end of the playground. The latrines are of porcelain and are provided with an automatic flushing apparatus. The closets are seven in number for boys and fourteen for girls. Each has a separate flushing cistern, with a pull chain. The flooring is of concrete.

Numerous improvements have been made in the Sanitary condition of the other School premises, details of which are given on page 5 of the Report of the School Medical Officer.

DIAGRAM SHOWING THE BIRTH RATE PER 1000 OF THE POPULATION
1851 - 1915

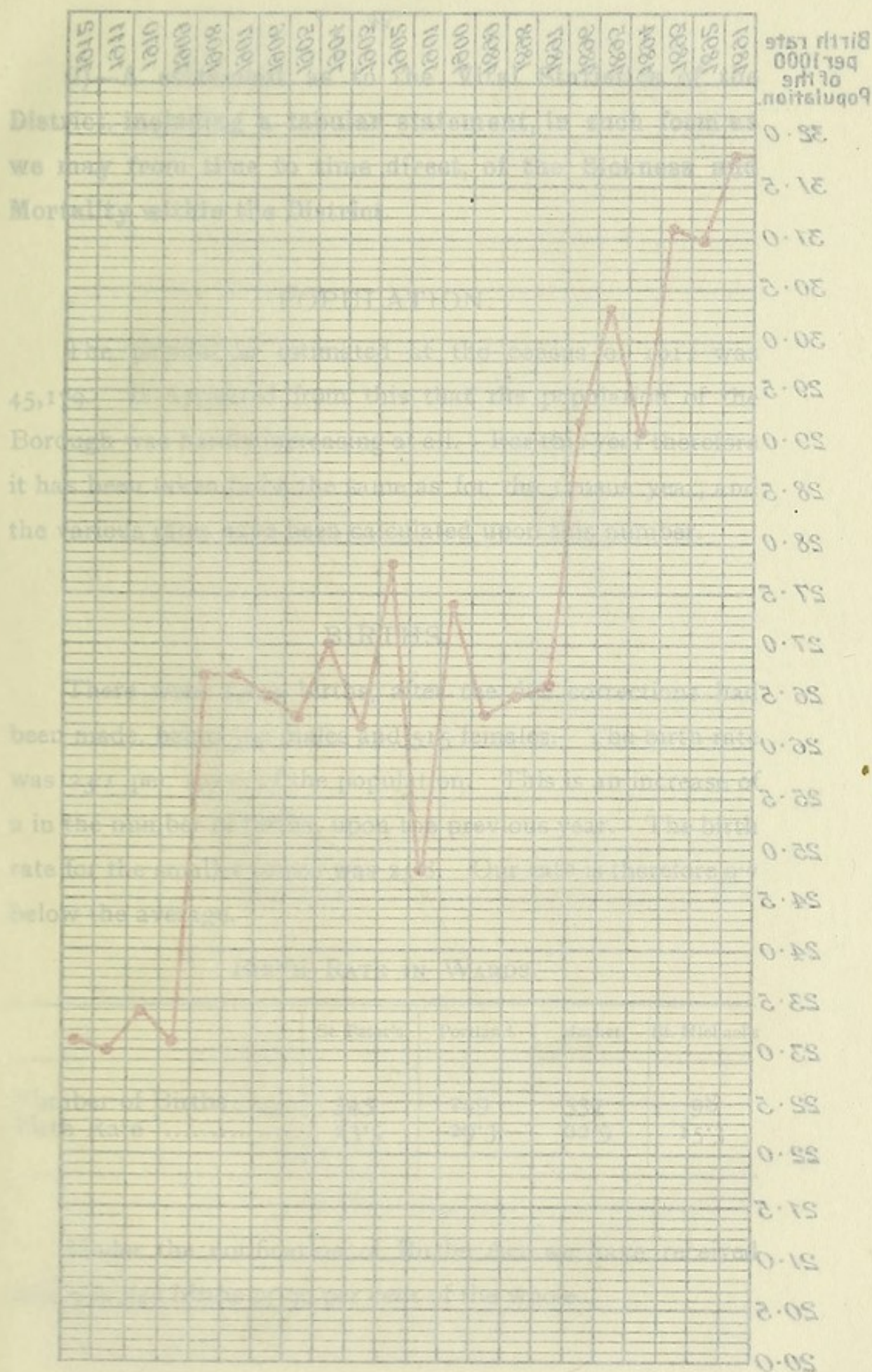
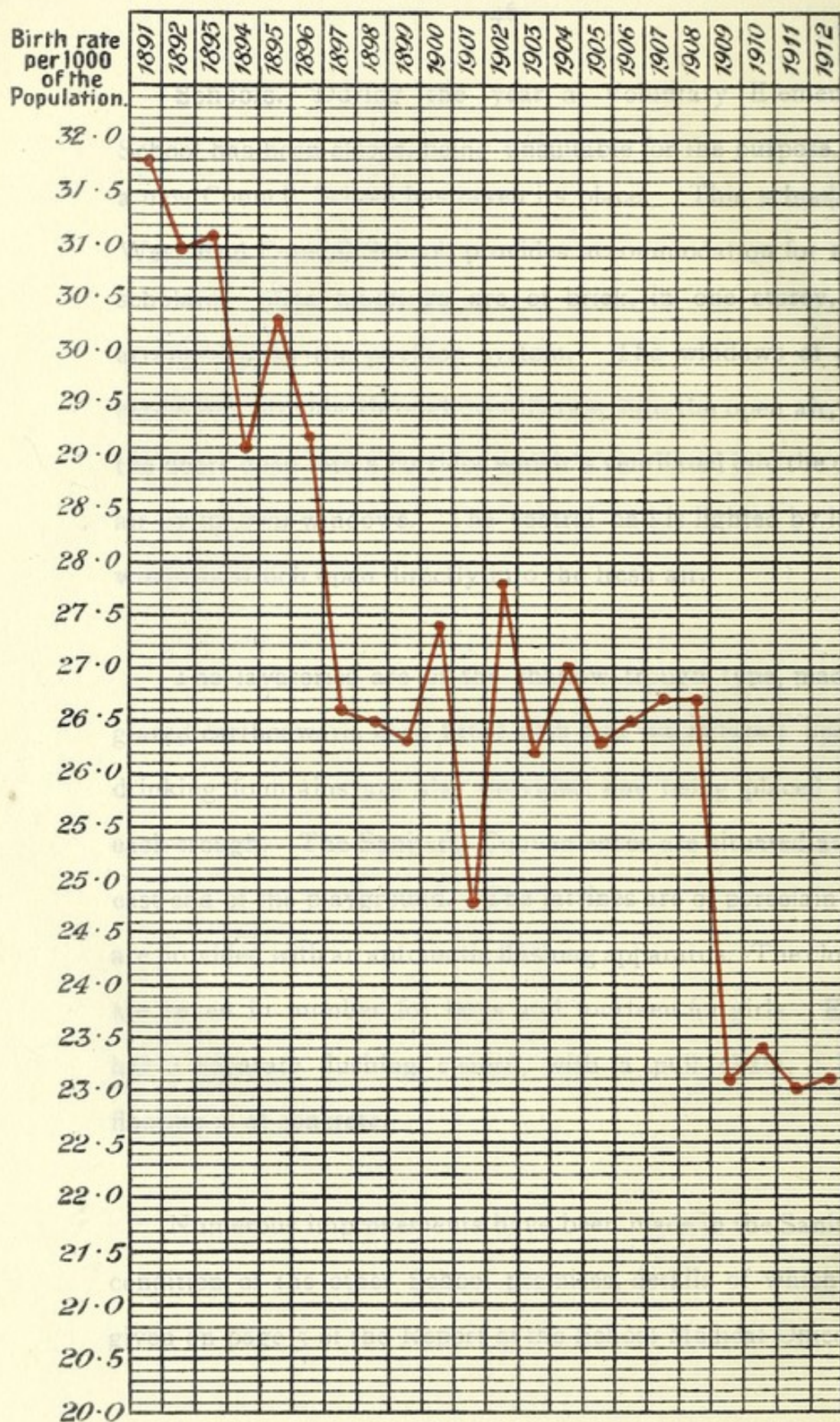


DIAGRAM SHOWING THE BIRTH RATE PER 1000 OF THE POPULATION
1891 - 1912.



(1)—A statement as to the Vital Statistics of the District, including a tabular statement, in such form as we may from time to time direct, of the Sickness and Mortality within the District.

POPULATION.

The population estimated at the census of 1911 was 45,179. It appeared from this that the population of the Borough was hardly increasing at all. For this year therefore it has been taken to be the same as for the census year, and the various rates have been calculated upon this number.

BIRTHS.

There were 1,044 births, after the due corrections had been made, being 529 males and 515 females. The birth rate was 23·1 per 1,000 of the population. This is an increase of 2 in the number of births, upon the previous year. The birth rate for the smaller towns was 23·8. Our rate is therefore 0·7 below the average.

BIRTH RATE IN WARDS.

	St. Peter's.	Portland.	Market.	St. Michael's
Number of Births	345	249	337	98
Birth Rate	23·5	29·3	22·9	15·3

Under the notification of Births Act we have received notice of 942 births or 90 per cent of the whole.

DEATHS.

The total number of deaths registered was 1,011. Of these, 242 were non-residents. Outside the Borough there occurred 23 deaths of Ashton people. The total number of Ashton deaths was therefore 769. Of this number, 393 were males and 376 females. The 242 non-residents died in the Public Institutions of the district. The death rate corrected for residents and non-residents was 17·0 per 1,000 of the population. The corresponding rate for the smaller towns was 13·0. Of the deaths of Ashton people, 216 were in the first quarter of the year, 169 in the second, 142 in the third, and 219 in the fourth. The Registrar General has forwarded to me the factor for correcting the general death rate according to age and sex distribution. This factor for Ashton is 1·0765. Multiplying the local death rate of 17·0 by 1·0765 gives a corrected local death rate of 18·3.

DEATH RATE IN WARDS.

	St. Peter's.	Portland.	Market.	St. Michael's
Number of Deaths	184	153	201	79
Death Rate	12·4	17·5	13·3	11·5

Acute Lung Disease.—From bronchitis, pneumonia and pleurisy, 183 deaths were registered, against 120 for 1911; 125 for 1910; 176 for 1909; 159 for 1908; 185 for 1907; and 162 for 1906. From bronchitis there were 102 deaths, and from pneumonia 44 deaths.

Cancer.—There were 40 deaths registered, giving a death rate of 0·9 per 1,000, as compared with 0·9 in 1911; 0·9 in 1910; 0·6 in 1909; and 0·7 in 1908.

Nº 2.

DIAGRAM SHOWING THE DEATH RATE PER 1000 OF THE POPULATION
1892 - 1912.

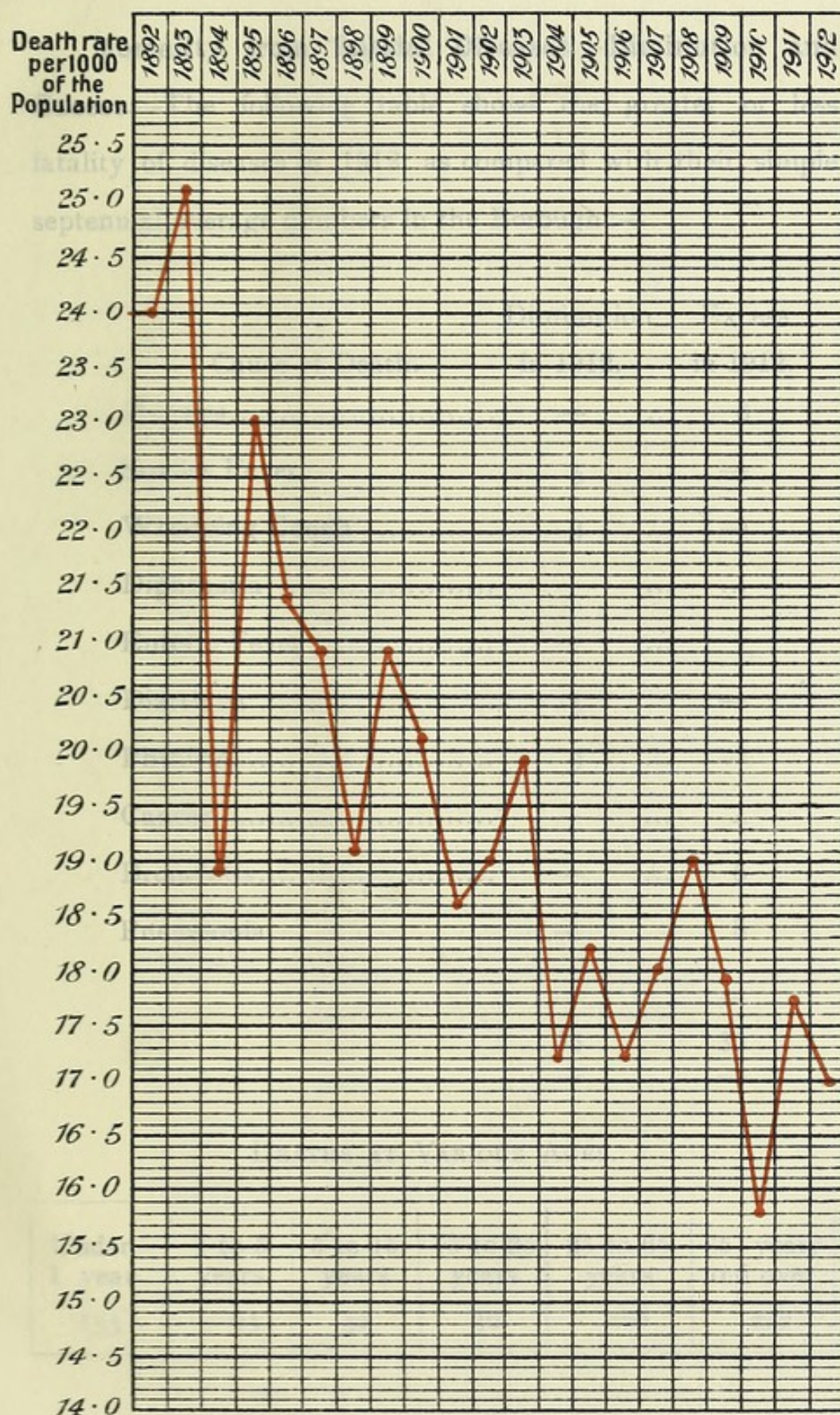
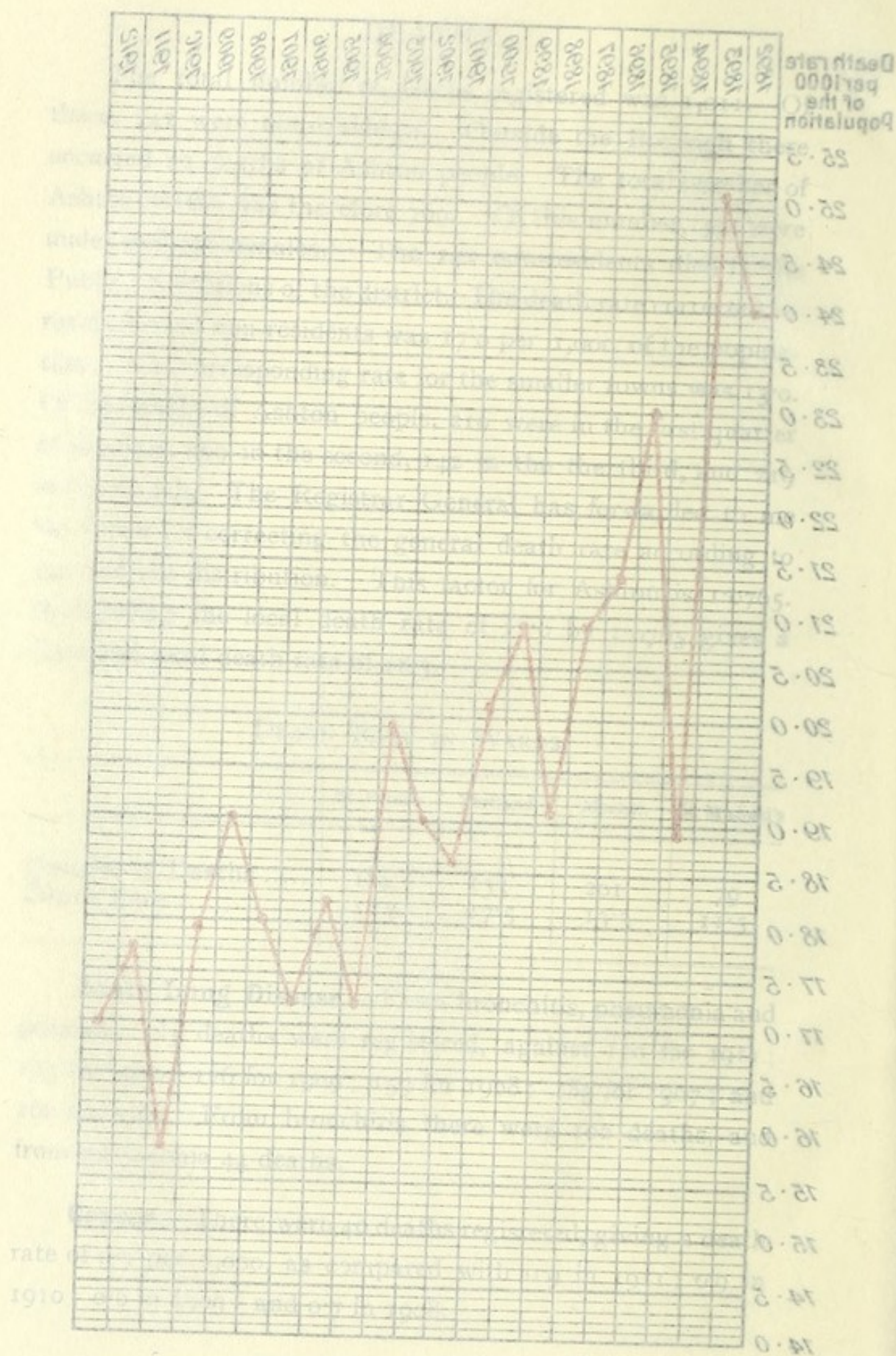


DIAGRAM SHOWING THE DEATH RATE PER 1000 OF THE POPULATION
1892 - 1912.



Mortality from Special Diseases.—Diminution and Excess.—The following table shows the greater or less fatality of diseases in 1912, as compared with their simple septennial average numbers in the Borough :—

Cause of Death.	Diminution in 1912.		Excess in 1912.
Measles.....	—	...	8
Scarlet Fever	5	...	—
Whooping Cough	4	...	—
Diphtheria	—
Enteric Fever	—	...	7
Diarrhœa	15	...	—
Phthisis.....	9	...	—
Cancer	—	...	4
Bronchitis.....	—	...	6
Pneumonia	—	...	8
	—	—	—
	33	33	—

DEATHS AT VARIOUS AGES.

Under 1 year	1 to 5 years	5 to 15 years	15 to 25 years	25 to 65 years	65 years and over
133	63	32	30	286	202

The inquests held during the year numbered 40.

Uncertificated deaths numbered 9.

Violent deaths, accidental or otherwise, numbered 17.

Infant Mortality.—The number of deaths registered under one year of age was 133, giving a death rate of 127·4 per 1,000 births. This is the lowest Infant Mortality ever recorded in the history of the Borough. The following table gives the rate for each of the past ten years :—

Year.	Mortality.	Year.	Mortality.
1903	— 199·8	1908	— 183·3
1904	— 172·0	1909	— 164·6
1905	— 179·2	1910	— 148·2
1906	— 152·5	1911	— 193·8
1907	— 156·9	1912	— 127·4

INFANTILE MORTALITY RATE IN WARDS.

St. Peter's	Portland	Market	St. Michael's.
98·6	148·6	112·8	163·3

Of the Infantile deaths 68 occurred under 3 months, or 1 in 11 of the total deaths ; 133 occurred under 12 months, or 1 in 6 of the total deaths.

Deaths under 5 years of age were 196, or 1 in 4 of the total deaths.

The gratifying fall in the Infant Mortality was no doubt, due in large part, to the wet and cold nature of the summer season, but in addition to this the department took special precautions in the matter. A large number of leaflets dealing with the subject were forwarded to the head teachers of the elementary schools in the month of June. These were sent by them to the homes of the scholars, and in many cases also the teachers gave special lessons on the importance of the subject. With the same object also in view, pressure was put upon occupiers of stables, to have the manure removed frequently. In one case it was necessary to issue a summons for persistent neglect to do this, and the defendant was ordered by the magistrates to abate the nuisance and pay the costs.

The lady helpers of the Ladies' Health Society have continued their excellent work of following up the cases, after the first visit made to new-born infants by our Official Health Visitor. Clothing, milk, food and coal have been given by them, to 220 suitable cases, during the year. They have also lent Maternity bags to 36 poor people, and infants clothing to 8 poor people.

The Health Visitor, Mrs. Elliott, reports as follows :—

Number of first visits to newly-born infants	900
„ „ re-visits	2243
	—
Total.....	3143

Number of mothers who worked during			
	pregnancy in the cotton mill		186
"	"	as charwomen ...	23
"	"	as saleswomen ...	20
"	"	as servants	4
"	"	various	5
Total			238

Under the Notification of Births Act, we have received notice of 942 births, or 90 per cent of the whole. Of these, 159 were notified by medical men, and 783 by midwives, Births were reported by 24 midwives. Certificated midwives attended 202 of the births, uncertificated midwives 698 of them. One uncertificated midwife attended 174 cases. The majority of births, therefore, are still attended by women who have no certificate for special training.

Number of Mothers who worked during pregnancy.		For how many Months.
1	1
7	2
17	3
23	4
25	5
38	6
58	7
30	8
39	9
<hr/> 238		

This is out of a total of 1,055 births.

Number of Mothers who returned to work.	How soon after Confinement.
2	3 weeks
4	4 "
2	5 "
6	6 "
1	7 "
8	8 "
10	3 months.
1	4 "
1	7 "
—	
35	
—	

The babies in these cases of mothers returning to work were fed as follows —

- 3 by mothers' milk.
- 8 by mothers' milk and cow's milk.
- 2 by condensed milk.
- 8 by cow's milk.
- 5 by sterilized milk.
- 4 by Glaxo.
- 2 by malt foods.

Stillbirths.—Those reported numbered 41, being 10 females and 31 males. Of these, 26 were full-term and 15 premature.

The following table gives the length of time the mothers were pregnant when the still birth happened :—

Numbers of months pregnant ...	6	...	7	...	8	...
Number of mothers.....	3	...	8	...	4	...

Out of the total number of 41 still-births, 11 mothers had worked during the pregnancy.

1 worked until the 5th month.

5 " " 6th "

3 " " 7th "

1 " " 8th "

1 " " 9th "

One mother worked until two hours and two mothers until three hours before the birth. Previous mis-carriages had been numerous.

With regard to the question of how many previous pregnancies there had been, when the still-birth occurred, 10 of them occurred at the first pregnancy, and the remainder as follows:—

Number of Previous Pregnancies.			Number of Mothers.		
1	...	1	6	...	1
2	...	8	7	...	1
3	...	7	8	...	2
4	...	6	9	...	1
5	...	4			

The causes given for the still-births were:—Shock 6, abnormal labour 5, Plœcenta Praevia 3, Eclampsia 3, abnormal pelvis 2, violence from a fall 2, causes unknown 20.

School for Mothers.—This is organised and carried on by the members of the Ladies Health Society. A meeting is held each Tuesday afternoon from 2-30 to 4 p.m. The rooms in

which they meet consist of a large room for general assembly purposes, and a small room in which the infants are weighed and examined. The weighing is performed by the Health Visitor, and the examination and giving of simple advice by the Medical Officer of Health. When this is completed the ladies of the society teach the mothers how to make simple garments for their children, or give simple talks on household management, cookery, &c., finishing the afternoon with a cup of tea and biscuit, for which 1d. is charged. A Savings Club is also conducted. Once a month a lecture is given by a local doctor or the Medical Officer, upon a more purely medical subject.

The attendance at these meetings varies from twenty to thirty mothers, with their babies.

The Crèche.—This was removed in the month of June to other premises. The new home is a commodious and well built dwelling-house, which has been adapted for the purpose. The staff now consists of a matron, a sister and three probationer nurses. The probationers are trained during a six months course in residence, in the hygiene and practical care of infants, after which they obtain positions as private nurses. The infant accommodation is for 12 babies, being 6 infants and 6 "toddlers." Since entering the new home they have always had the full number of babies being nursed and also others waiting. These babies are brought from the immediate neighbourhood, by mothers who are going out each day to work. The first is brought at 5-20 in the morning and the last taken home at 6-30 at night. None are kept through

the night. All these infants are fed on Glaxo, which is also provided to the mothers for use at the home at the week end. The inclusive charge is 4/- per week.

Senile Mortality.—Of the total deaths 205, were of persons 65 years of age or over. The causes of death were:—

Heart Disease...	20	Cancer	15
Bronchitis	} ... 55	Other Defined	
Pneumonia		Causes ...	115

Zymotic Diseases.—The zymotic death rate for the year was 1·7 per 1,000 of the population, as compared with—

Zymotic Rate for 1911	...	2·5
„ „ 1910	...	1·7
„ „ 1909	...	1·7
„ „ 1908	...	1·7
„ „ 1907	...	2·0

The deaths from the various diseases were as follows:—

	1912	1911	1910
Measles	27 ...	27 ...	12
Scarlet Fever	0 ...	2 ...	2
Enteric Fever	14 ...	5 ...	8
Whooping Cough	11 ...	3 ...	39
Diphtheria	5 ...	4 ...	0
Diarrhoea	21 ...	73 ...	17

HEALTH DEPARTMENT,
TOWN HALL CHAMBERS.

March, 1913.

To the Chairman and Members
of the Health Committee.

Gentlemen,

I beg respectfully to submit to you the following as a summary of the work done by this department during the year ended 31st December, 1912:—

SUMMARY.

Number of Nuisances reported and found	648
„ „ abated	524
Statutory Notices served	114
Preliminary notices and letters served with respect to nuisances	452
Verbal notices given	111
Notices sent to schools and parents <i>re</i> infectious diseases	76
Notices sent to public library <i>re</i> infectious diseases	50
Letters and circulars served (<i>re</i> other matters)	1235
Number of cases removed to infectious hospital	28
„ houses disinfected	169
„ articles removed and disinfected	717
„ library books disinfected	12
„ articles removed and destroyed.....	45
„ house to house inspections.....	
„ visits to houses <i>re</i> infectious diseases	255

Number of visits to premises <i>re</i> defective drainage, etc.	157
" " overcrowded, dirty, damp and insanitary premises.....	112
" " premises <i>re</i> defective and made-up W.C.'s and W.W.C.'s, etc.	354
" " " slop sinks, waste and soil pipes	50
" " " roofs, troughing and down spouts	65
" " " floors, ceilings, and walls.	53
" " " <i>re</i> nuisances from keeping of pigeons, poultry, etc. ...	30
" " single and back to back houses.....	88
" " insanitary yards, and unpaved backs and passages	55
" " offensive accumulations, and in- sanitary manure pits, etc.	101
" " lodging-houses, furnished rooms, and dwelling-vans	376
" " slaughter-houses and bakehouses ...	154
" " cowsheds, milkshops, refreshment houses and ice cream makers...	209
" " Factory and Workshops <i>re</i> Factory and Workshop Act	614
" " Offensive Trades	29
" " Premises where work is in progress and for the purpose of ascer- taining if notices have been complied with	173
Other miscellaneous visits and inspections to nuisances not specified above	126

Total number of houses, premises, etc., visited and inspected	3031
Houses and premises inspected in which no nuisance was found	20
Number of houses certified unfit for habitation.....	2
„ single houses converted into double ones ...	3
„ premises limewashed and cleansed	210
„ drains tested	21
„ smoke observations taken	61
„ street gullys found blocked and reported to cleansing foreman	11
„ Insanitary and overloaded ashtubs reported to cleansing foreman	81
Defective pavement and flagging reported to Borough Surveyor	9
Covered-in yards reported to Borough Surveyor	1
Dangerous buildings reported to „	2
Burst Water Pipes reported to Water Engineer	36
Samples taken under Sale of Food and Drugs Act	106
„ for Bacteriological examination.....	12
Persons summoned for offences under the Public Health Acts	3
„ for offences under the Food and Drug Acts	0
Food submitted for inspection and destroyed ...carcases	15
Diseased or unwholesome food seized and destroyed..lbs.	128
Animals removed and destroyed under Contagious Diseases (Animals) Act	0
Disinfectants distributed (gallons)	171
„ (cwts.)	52
Lime distributed (7lb. bags)	196

It must be remembered that many nuisances are frequently included under one notice, and therefore the number of nuisances represent considerably more than the number of notices.

I am, Gentlemen,

Your obedient Servant,

WILLIAM C. MORRIS, M.I.H.,

Chief Sanitary Inspector.

TABLE C.

SUMMARY OF MEDICAL OFFICER'S REPORT
FOR 1912.

THE URBAN SANITARY DISTRICT OF ASHTON-UNDER-LYNE.

Medical Officer of Health :—

JOHN WILLIAM TALENT, M.D., D.P.H. Salary £300.

Inspector of Nuisances :—

WILLIAM COOKE MORRIS, M.I.H. Salary £160.

Does Inspector hold any other appointments. If so,
what? No.

What is the character of the Hospital accommodation?
Smallpox Hospital Joint, Fever Hospital belongs to Borough.

Is it Joint or otherwise? Smallpox Joint. No retaining
fee.

Number of Beds available for your district? Twelve
for Smallpox, twenty-eight for other Infectious cases.

Number of cases removed? Enteric Fever, 22.

Deaths in Hospital of patients? 6 from Enteric Fever.

How is disinfection carried out? Houses Sulphur
Formalin, etc; clothing, bedding, &c., high pressure steam
disinfectors. Where is apparatus situated? Town's Yard.
Number of Houses disinfected, 169.

If apparatus at a Hospital is available is it used for the disinfection of clothing, bedding, &c., of patients not removed to Hospital? No.

If not, please state how disinfection of clothing, &c., in these cases is carried out? All removed to Disinfector, Town's Yard.

Number of cases of Infectious Disease notified? 242.

Are any Diseases not specifically mentioned in the Act notifiable (for instance Measles, Whooping Cough, Diarrhœa, Chicken Pox, Ophthalmia Neonatorum, &c.) If so, what are they? Cerebro Spinal Meningitis, Poliomyelitis, Ophthalmia Neonatorum.

Diseases specially prevalent? Enteric, Erysipelas, Phthisis. Period? Throughout the year.

Any schools closed? No.

No. of Special Reports made under Art. XIX. (15 and 16) Sanitary Officers' Order, 1910? None.

Bacteriological Examinations. Number and nature of specimens examined? 12. For Milk.

Is Diphtheric Anti-Toxin supplied to Medical Practitioners free of charge? Yes.

"The Housing of the Working Classes Acts, 1890 to 1909."

Has your Authority determined the procedure to be adopted for the inspection of your district as required by Article 1 of the Regulations? ... Yes

Has your Authority prepared, as required by Article 1 (3), a list of dwelling-houses, the early inspection of which is desirable? ... Yes

Has your Authority designated an officer to undertake the special inspection of houses and to keep the records stipulated by Article 2. If so, what officer? M.O.H.

Have the necessary books, forms, &c., for keeping the required records been obtained? ... Yes.

Actions taken in 1912 :—

No. of Dwelling-houses inspected ?	642
„ Dwelling-houses considered unfit for human habitation ?	18
„ Representations to Authority with a view to making Closing Orders ?	18
„ Closing Orders made ?	1
„ Dwelling-houses in which defects were remedied without making Closing Orders ?	8
„ Dwelling-houses put into a fit state of habitation after making Closing Orders ?	1
„ Dwelling-houses demolished	9

General character of defects found to exist? General dilapidations.

From where is the Water Supply obtained? Greenfield and Swineshaw. What is its condition? Very good. Is it subject to your inspection? No.

Is Scavenging carried out satisfactorily? Yes. How performed? By Sanitary Authority

How is the Refuse disposed of? Has a Destructor been provided? Yes.

Sewage Disposal Works. Method of treatment? Precipitation and filtration by contact beds. What is the character of the Drainage System? All brick and pipe sewers. Drain Testing, Flushing, &c. All new drains tested and other drains periodically examined.

Action taken with regard to pollution of streams? None

Canal Boats, Number Inspected? No Depot.

What is the condition of the Bakehouses? Good.

Slaughter Houses? Satisfactory. Has a Public Abattoir been provided? No.

Lodging Houses? Satisfactory. Are they registered? Yes.

What is the sanitary condition of the Schools? Satisfactory.

Dairies, Cowsheds, and Milkshops—Are they periodically inspected? Yes. What is their condition? Very much improved. Have Regulations been made under the Order of the L.G.B.? Yes. Are they enforced? As far as possible. Amount of air space in cubic feet required for each cow? Averaging 450 cubic feet.

No. of Cowkeepers? 3. No. on Register? 3.

No. of Dairymen or Purveyors of Milk (other than Cowkeepers)? 110. No. on Register? 110.

Food unfit for Human Consumption: Amount seized, 128 lbs. No. of Carcases and parts of Carcases condemned for Tuberculosis? 15.

No of Legal Proceedings, and result? None.

Department of Inspector of Nuisances: No. of statutory notices served? 114; Preliminary? 452. Nuisances remedied? 524. No. of Legal Proceedings taken and result? 3 ordered to abate nuisance and pay costs.

Closet accommodation of the district: No. of Privy Middens? None. Pail Closets? 12. Fresh Water Closets? 3103. Waste Water Closets? 8008. No. of Pail Closets converted to W.C.'s, 1. Does Council contribute towards the cost of conversion of privies or pail closets? £4 per closet.

Smoke: No. of Observations? 61. No. of Legal Proceedings and result? 4 ordered to abate the nuisance. What is the time limit allowed for the emission of black smoke per hour? 4 minutes.

Has the Authority adopted "The Infectious Disease Prevention Act, 1890"? Yes. "The Public Health Acts Amendment Act, 1907"? Yes. "The Public Health Acts Amendment Act, 1890"? Yes. "The Notification of Births Act, 1907"? Yes.

Has a Health Visitor been appointed? Yes.

Notable sanitary improvements during 1912: Erection of Disinfecting Station. Several dilapidated roads and streets repaved and flagged.

Chief Sanitary requirements of District: Nil.

Factories, Workshops, Workplaces, and Homework.

1.—INSPECTION.

Including Inspections made by Sanitary Inspectors or
Inspector of Nuisances.

Premises.	No. of Inspec- tions.	No. of Written Notices.	No. of Prosecu- tions.
Factories (including Factory Laundries)	47	3	—
Workshops (including Work- shop Laundries).....	548	8	—
Workplaces (Other than Out- workers' premises included in Part 3 of this Report) ...	19	—	—
Total	614	11	—

2—DEFECTS FOUND.

Particulars.	Number of Defects.			Referred to H.M. Inspector.	Number of Prosecu- tions.		
	Found.	Remedied.					
<i>Nuisances under the Public Health Acts :—</i>							
Want of cleanliness ...	2	...	2	...	—	...	—
Want of ventilation ...	—	...	—	...	—	...	—
Overcrowding.....	—	...	—	...	—	...	—
Want of drainage of floors	1	...	1	...	—	...	—
Other Nuisances	7	...	7	...	—	...	—
Sanitary accommodation :							—
Insufficient	1	...	1	...	—	...	—
Unsuitable or defective	2	...	1	...	—	...	—
Not separate for sexes..	2	...	2	...	—	...	—

2.—DEFECTS FOUND (*continued*).

Particulars.	Number of Defects.				Referred to H.M. Inspector.	Number of Prosecu- tions.
	Found.	Remedied.				
<i>Offences under the Factory and Workshop Act :—</i>						
Illegal occupation of underground bake- house (sec. 101) ...	—	...	—	...	—	...
Breach of special sani- tary requirements for bakehouses (ss. 97 100)	—	...	—	...	—	...
Other offences	—	...	—	...	—	...
Total	15	...	14	...	—	...

3.—HOME WORK.

	Lists.	Number of Outworkers
<i>Outworkers' Lists, Section 107:—</i>		
Lists received	6	13

4.—REGISTERED WORKSHOPS.

Class.	Number
Bakehouses.....	29
Factory Bakehouses.....	2
„ Laundries.....	3
Other Workshops	161
Total number of Workshops on Register ...	195

5.—OTHER MATTERS.

Class	Number
Matters notified to H.M. Inspector of Factories :—	
Failure to affix Abstract of the Factory and Workshops Act (s. 133)	—
Action taken in matters referred by H.M. Inspector as remediable under the Public Health Acts but not under the Factory and Workshop Act (s. 5) :—	
Notified by H.M. Inspector	—
Reports (of action taken) sent to H.M. Inspector	—
Other	—
Underground Bakehouses (s. 101) :—	
Certificates granted during the year	—
In use at the end of the year	5

DEATHS.

The monthly death rate was as follows:—

January	19·3	No. of Deaths, 216 Rate for Quarter, 19·1
February	20·0	
March	18·2	
April	18·6	No. of Deaths, 169 Rate for Quarter, 15·0
May	13·3	
June	13·2	
July	10·7	No. of Deaths, 142 Rate for Quarter, 12·4
August	12·7	
September	14·0	
October	15·6	No. of Deaths, 219 Rate for Quarter, 19·1
November	21·3	
December	20·5	

Death rate in each ward for each quarter and for the year:—

Ward	Popula- tion.	Deaths	Quarters				Average
			First	Second	Third	Fourth	
St. Peter's	14634	184	12·5	11·0	9·4	16·7	12·4
Portland Place ...	8474	150	19·6	14·1	12·5	23·9	17·5
Market	14715	197	18·0	12·7	10·7	12·1	13·3
St. Michael's	6376	75	17·7	6·8	10·5	11·1	11·5

Rate of Infant Mortality measured by the proportion of deaths
under one year to Births, in Months and Wards.

Month	St. Peter's.	Portland Place.	Market.	St. Michael's.	Average.
January	37.0	133.3	240.0	200.0	152.5
February	90.9	83.3	96.7	250.0	130.2
March	74.0	307.6	227.2	000.0	152.2
April	51.2	41.6	32.2	153.8	69.7
May	166.6	187.5	100.0	166.6	155.1
June	35.7	000.0	137.9	000.0	43.4
July	43.4	142.8	71.4	142.8	99.8
August	153.8	136.3	81.0	166.6	134.4
September ...	66.6	421.0	100.0	166.6	175.8
October	128.2	142.8	35.7	100.0	110.1
November	235.2	235.2	178.5	500.0	227.2
December	148.1	120.0	107.1	333.3	137.9
Average ...	102.5	154.2	117.3	181.6	132.3

Rate of Mortality per 1000 of the population from
Zymotic Diseases in Months and Wards.

Month	St. Peter's.	Portland Place.	Market.	St. Michael's	Average
January	0.0	4.1	0.0	0.0	1.0
February.....	0.8	0.0	0.0	3.6	1.1
March	1.5	2.7	0.7	0.0	1.2
April	2.4	1.4	0.0	3.7	1.8
May.....	0.0	0.0	0.7	0.0	0.1
June	1.5	1.4	0.8	0.0	0.9
July.....	0.7	1.2	0.7	0.0	0.6
August	0.0	0.0	2.3	0.0	0.5
September	0.8	4.2	0.0	1.8	1.7
October	3.2	2.7	1.5	0.0	1.8
November	2.4	10.0	0.8	7.5	5.1
December	1.5	6.9	1.2	1.7	2.8
Average ...	1.2	2.8	0.7	1.5	1.5

Rate of mortality per 1,000 of the population from the principal Zymotic Diseases in Wards :—

Ward.	First Quarter.	Second Quarter.	Third Quarter.	Fourth Quarter.	Year.
St. Peter's	0.7	1.3	0.5	2.3	1.2
Portland Place ...	2.2	0.9	1.8	6.5	2.8
Market	0.2	0.5	1.0	1.1	0.7
St. Michael's	1.2	1.2	0.3	3.0	1.5
Average ...	1.0	0.9	0.9	3.2	1.5

Rate of Mortality in Children under five years of age in
Months and Wards.

Month.	St. Peter's.	Portland Place.	Market	St. Michael's.	Average.
January	0·7	9·6	6·3	3·6	5·0
February.....	2·5	2·9	5·0	1·8	3·0
March.....	2·3	8·2	6·3	0·0	4·2
April	5·8	1·4	1·6	3·7	3·1
May.....	4·0	5·5	1·4	1·7	3·1
June	0·8	2·8	4·9	0·0	2·1
July.....	0·7	4·1	2·3	3·6	2·8
August	3·2	4·1	5·5	1·7	3·6
September	1·6	12·8	3·2	3·7	5·3
October	7·2	4·1	1·5	1·7	3·6
November	6·6	11·4	5·7	7·5	7·8
December	4·0	13·9	3·1	3·6	6·1
Average...	3·3	6·7	3·9	2·7	4·1

The Rate of mortality in children under five years of age per
1000 for the past seven years :—

Wards	1906	1907	1908	1909	1910	1911	1912
St. Peter's	4·5	6·3	4·2	5·1	5·4	5·7	3·3
Portland Place ...	7·7	9·0	10·4	6·4	7·3	9·0	6·7
Market	5·6	6·2	6·5	6·1	4·9	5·7	3·9
St. Michael's	3·0	4·5	4·2	4·2	2·8	2·0	2·7
Average ...	5·2	6·5	6·5	5·4	5·1	5·6	4·1

NOTIFICATION OF INFECTIOUS DISEASES
from January 1st to December 31st, 1912.

Month.	Phthisis.	Ophthalmia Neonatorum.	Acute Poliomyelitis.	Scarlet Fever.	Enteric Fever.	Puerperal Fever.	Diphtheria.	Erysipelas.	Total.
January	18	1		4	5	1	1	3	32
February ...	8	1		3	3		2	4	22
March	3	1		2			1	5	12
April	8	2			6			3	19
May	7	1		2	11		2	8	31
June.....	10	2		5		1	2	1	21
July.....	11	2		7	1		2	3	26
August	2			4			2	3	11
September ...	3	1	1	4	2			3	14
October	9			3	2		1	6	21
November ...	5			2	1		2	5	15
December ...	8			5	1		2	2	18
Totals ...	92	11	1	41	32	2	17	46	242

A RETURN OF THE NUMBER OF DEATHS AND
DEATH RATE, ALSO THE DEATH RATE

From the Seven Principal Zymotic Diseases, from 1903
to 1912, inclusive, also Phthisis and Respiratory Diseases.

NAMES OF DISEASES.	1903	1904	1905	1906	1907	1908	1909	1910	1911	1912
Membranous Croup
Smallpox	2	9
Measles	49	10	12	14	30	3	25	12	27	27
Scarlatina	2	9	7	2	14	4	11	2	2	...
Diphtheria	4	9	4	...	2	5	14	...	4	5
Whooping Cough	29	10	14	...	21	20	8	39	3	11
Typhus
Enteric } Fevers	7	7	6	4	5	5	11	9	5	14
Puerperal }	2	1	2
Diarrhoea }	73	21
Dysentery }	29	27	38	63	21	44	10	17
Erysipelas	1	2	2	2	2	1
Chicken Pox
Total Deaths from the Seven Zymotic Diseases	123	83	83	83	93	81	81	81	117	81
Deaths from other Causes	760	684	738	698	726	792	754	656	684	688
Total Deaths for each year due to the Borough	883	767	821	781	819	873	835	737	801	769
Death Rate per 1,000 from the Seven Zymotic Diseases	2.7	1.8	1.8	1.8	2.0	1.7	1.7	1.7	2.5	1.7
Phthisis	1.4	0.9	1.3	1.4	1.0	1.4	1.6	1.4	1.3	1.3
Respiratory Diseases	3.9	3.4	4.2	3.5	3.9	3.4	3.8	2.6	2.6	4.1
Death Rate from all other causes	11.9	11.1	10.9	10.5	11.1	12.5	10.8	10.1	11.3	9.9
General death rate	19.9	17.2	18.2	17.2	18.0	19.0	17.9	15.8	17.7	17.0

INQUESTS.

During the year 40 inquests were held on the deaths of persons belonging to the Borough. The causes of deaths were registered as follows :—

Convulsions	1
Suffocation.....	3
Cancer	1
Burns	1
Heart Disease	3
Pneumonia.....	2
Bronchitis	1
Hernia	1
Natural Causes	7
Erysipelas	1
Injuries (other causes)	12
Drowning	2
Hanging.....	1
Apoplexy	2
Paralysis	2

Total.....	40
------------	----

TABLE I.

ASHTON-UNDER-LYNE.

VITAL STATISTICS OF WHOLE DISTRICT DURING 1912 AND PREVIOUS YEARS.

YEAR.	Population estimated to Middle of each Year.	Births			Total Deaths Registered in the District.		Transferable Deaths.		Nett Deaths belonging to the District.			
		Un-corrected Number.	Number	Rate.*	Number.	Rate.*	of Non-residents registered in the district.	of Residents not registered in the district.	Under 1 year of age		At all Ages.	
									Number.	Rate per 1000 Births registered.	Number.	Rate.*
1	2	3	4	5	6	7	8	9	10	11	12	13
1907....	45462	..	1217	26.7	1004	18.0	185	3	191	156.9	822	18.0
1908....	45798	..	1217	26.7	1110	19.0	234	3	225	183.5	876	19.1
1909....	46225	..	1069	23.1	1034	18.0	202	3	176	164.6	835	18.0
1910....	46514	..	1093	23.4	975	20.9	241	3	162	148.2	737	15.8
1911....	45179	..	1042	23.0	1040	23.0	239	20	202	193.8	801	17.7
1912....	45179	1055	1044	23.1	988	21.8	242	23	133	127.4	769	17.0

*Rates in columns 4, 8 and 13 are calculated per 1000 of the estimated gross population.

Area of District in acres (exclusive of area covered by water) 1396. Total population of all ages, 45179. } At census
 Number of inhabited houses, 10344. Average number of persons per house, 4.36. } of 1911.

I. Institutions within the District receiving sick and infirm persons from outside the District	II. Institutions outside the District receiving sick and infirm persons from the District.	III. Other Institutions, the deaths in which have been distributed among the several localities in the District.
Union Workhouse	Royal Infirmary, Manchester	Nil.
District Infirmary	Skin Hospital, Manchester	
Borough Hospital	Royal Infirmary, Oldham	
	Children's Hospital, Pendlebury	
	Poor Law Hospital, Stockport	
	County Asylum, St. Helens	
	County Asylum, Prestwich	
	County Asylum, Winwick	
	County Asylum, Whittingham	

The Union Workhouse is within the District.

TABLE II.

ASHTON-UNDER-LYNE.

CASES OF INFECTIOUS DISEASE NOTIFIED DURING THE YEAR 1912.

NOTIFIABLE DISEASE.	CASES NOTIFIED IN WHOLE DISTRICT.							TOTAL CASES NOTIFIED IN EACH LOCALITY.						Total Cases removed to Hospital	
	At all Ages.	At Ages—Years.						St. Peter's Ward.	Portland Place Ward.	Market Ward.	St. Michael's Ward.	Union Workhouse.	District Infirmary.		
		Under 1	1 to 5	5 to 15	15 to 25	25 to 45	45 to 65								65 and upwards
Smallpox															
Cholera															
Diphtheria including }	17	7	8	1	1			7	9	1					
Membranous Croup }															
Erysipelas	46		1	4	8	30	3	15	4	14	6	6	1		
Scarlet Fever	41	1	8	27	4	1		19	5	8	9				
Typhus Fever															
Enteric Fever	32	2	7	8	9	5	1	11	6	12	3				22
Relapsing Fever															
Continued Fever															
Puerperal Fever	2			1	1			1				1			
Cerebro-spinal Meningitis															
Poliomyelitis	1							1							
Pulmonary Tuberculosis	92	1	4	16	51	19	2	25	13	34	19	1			1
Ophthalmia Neonatorum	11	11						2	1	5	3				
Totals	242	12	18	47	34	71	6	81	38	74	40	8	1		23

B.H.—Borough Hospital, Ashton.

Isolation Hospitals—Borough Fever Hospital 28 beds.
Joint Smallpox Hospital, Hartshead 12 beds.

Number of Diseases that can be concurrently treated—One.

Total available beds—40.

TABLE III.
CAUSES OF, AND AGES AT DEATH DURING
THE YEAR 1912.
ASHTON-UNDER-LYNE.

CAUSE OF DEATHS		Nett Deaths at the subjoined ages of "Residents" whether occurring within or without the District.									Total Deaths whether of "Residents" or "Non- Residents" in Institutions in the District. 11
		All ages	Under 1.	1 and under 2.	2 and under 5.	5 and under 15.	15 and under 25.	25 and under 45.	45 and under 65.	65 and upwards.	
1		2	3	4	5	6	7	8	9	10	
ALL CAUSES	{ Certified Uncertified	760 9	128 5	37 ..	26 ..	34 ..	30 ..	100 1	201 2	204 1	382 ..
Enteric Fever		14	3	3	5	3	..	8
Smallpox
Measles		27	7	10	6	4
Scarlet Fever
Whooping Cough		11	8	2	1
Diphtheria and Croup ..		5	..	1	3	1	1
Influenza		6	1	2	3
Erysipelas		1	1	1
Cerebro-Spinal Fever
Phthisis (Pulmonary Tuberculosis)		60	..	1	1	4	9	21	19	5	43
Tuberculous Meningitis..		2	..	1	..	1	1
Other Tuberculous Diseases		12	2	2	1	3	1	3	3
Cancer, Malignant Disease		41	1	5	20	15	21
Rheumatic Fever		11	1	2	2	1	1	4	9
Organic Heart Disease..		65	1	2	11	31	20	21
Bronchitis		104	16	2	2	7	31	46	46
Pneumonia (all forms)		70	11	4	7	3	3	12	21	9	27
Other Diseases of Res- piratory Organs.....		13	2	2	1	6	2	..
Diarrhoea and Enteritis..		21	13	4	..	2	1	1	4
Appendicitis and Typhlitis.....		5
Cirrhosis of Liver		6	1	1	3	1	3
Alcoholism
Nephritis and Bright's Disease		15	1	..	2	8	4	14
Puerperal Fever.....		2	1	1	1
Other Accidents and Diseases of Pregnancy and Parturition		2	2
Congenital Debility and Malformation includ- ing Premature Birth..		48	48	6
Violent Deaths, exclud- ing Suicide		11	1	6	2	2	23
Suicides		6	1	1	2	2
Other Defined Diseases..		216	26	8	4	8	4	19	52	95	145
Diseases ill-defined or unknown.....	
All causes		769	133	37	26	34	30	101	203	205	382

TABLE IV.

INFANTILE MORTALITY DURING THE YEAR 1912.

Deaths from stated Causes in Weeks and Months under One Year of Age.

ASHTON-UNDER-LYNE.

CAUSE OF DEATH		Under 1 Week	1-2 Weeks	2-3 Weeks	3-4 Weeks	Total under 1 month	1-3 Months	3-6 Months	6-9 Months	9-12 Months	Total Deaths under One Year
ALL CAUSES	{ Certified	28	5	7	4	44	21	28	22	14	129
	{ Uncertified	2	..	1	..	3	1	..	4
{ Small-pox
{ Chicken-pox
{ Measles	3	4	7
{ Scarlet Fever
{ Whooping Cough	1	4	2	1	8
{ Diphtheria and Croup
{ Erysipelas
{ Tuberculous Meningitis
{ Abdominal Tuberculosis (b)
{ Other Tuberculous Diseases	1	1	..	2
{ Meningitis (not Tuberculous)
{ Convulsions		3	..	1	..	4	2	6
{ Laryngitis	1	1	2
{ Bronchitis	1	1	2	5	6	2	16
{ Pneumonia, all forms	2	3	3	3	11
{ Diarrhoea	4	2	4	..	10
{ Enteritis	1	1	1	..	3
{ Gastritis
{ Syphilis	2	2
{ Rickets
{ Suffocation, overlying		3	3	1	1	5
{ Injury at Birth
{ Atelectasis
{ Congenital Malformations (c)		1	1	1
{ Premature Birth		13	3	2	3	21	3	24
{ Atrophy, Debility and Marasmus		8	2	2	..	12	4	4	3	..	23
{ Other Causes		2	..	3	..	5	..	5	..	3	13
Total		30	5	8	4	47	21	28	23	14	133

Nett Births in the year—legitimate, 985 ; illegitimate, 59.

,, Deaths ,, ,, 128 ; ,, 5.

RATE OF INFANT MORTALITY FOR THE LAST TWENTY YEARS.

YEAR..	1893	1894	1895	1896	1897	1898	1899	1900	1901	1902	1903	1904	1905	1906	1907	1908	1909	1910	1911	1912
RATE..	206.0	160.4	229.5	169.6	228.3	195.3	223.9	181.8	182.2	142.5	199.8	172.0	179.2	152.5	156.9	183.3	164.6	148.2	193.8	127.4

(A)

TABLE OF DEATHS

During the year 1912, in the Urban Sanitary District of Ashton-under-Lyne, classified according to AGES, and LOCALITIES, and showing also the Population of such Localities, and the Births therein during the year.

Names of Localities adopted for the purpose of these Statistics; public institutions being shown as separate localities.	POPULATION AT ALL AGES	Registered Births.	MORTALITY FROM ALL CAUSES AT SUBJOINED AGES.								TOTAL	Males.	Females.
			At all ages.	Under 1 year.	1 and under 5	5 and under 15	15 and under 25	25 and under 65	65 and upwards				
St. Peter's Ward	14634	341	191	35	14	9	8	71	54	Under 5	49	85	106
										5 upwds	142		
Portland Place Ward	8474	247	155	38	20	7	5	48	37	Under 5	58	68	87
										5 upwds	97		
Market Ward	14715	333	207	38	21	10	9	74	55	Under 5	59	103	104
										5 upwds	148		
St. Michael's Ward....H.....	6370	97	76	16	2	3	2	28	25	Under 5	18	40	36
										5 upwds	58		
Workhouse.....	980	26	105	3	3	1	4	62	32	Under 5	6	73	32
										5 upwds	99		
Infirmery	29	3	3	2	1	18	2	Under 5	6	19	10
										5 upwds	23		
Borough Hospital.....	6	2	1	3	..	Under 5	..	5	1
										5 upwds	6		
										Totals.			
TOTALS	45179	1044	769	133	63	34	30	304	205	Under 5	196	393	376
										5 upwds	573		

(A)

TABLE OF DEATHS

During the year 1912, in the Urban Sanitary District of Ashton-under-Lyme, and showing also the Population, and the Births therein during the year.

Mortality shown all ages					Males	Females	Population at all ages	Names of localities adopted for the purpose of these statistics; public institutions being shown as separate localities.
At all ages	Under 1 year	1 and under 5	5 and under 15	15 and under 25				
191	35	14	14	17	341	146	1468	St. Peter's Ward
155	38	20	20	24	245	84	847	Portland Place Ward
207	38	21	21	25	328	147	1475	Market Ward
78	16	3	3	3	97	63	637	St. Michael's Ward
105	8	3	3	4	26	98	980	Workhouse
29	8	3	3	1	Infirmary
8	1	Borough Hospital
182	63	63	64	80	1044	457	4579	TOTAL

DEATHS AND CASES NOTIFIED DURING THE QUARTER ENDED 31st MARCH, 1912.

	Smallpox		Diphtheria (including Membranous Croup)		Erysipelas		Scarlet Fever		Enteric Fever		Puerperal Fever		Measles		Chicken- pox		Whooping Cough		Ophthalmia Neonatorum		Acute Polio-myelitis		TOTAL of preceding columns		Pulmonary Tuberculosis				DEATHS FROM				TOTAL Deaths belonging to the District FROM ALL CAUSES
	Cases	Deaths	Cases	Deaths	Cases	Deaths	Cases	Deaths	Cases	Deaths	Cases	Deaths	Cases	Deaths	Cases	Deaths	Cases	Deaths	Cases	Deaths	Cases	Deaths	Cases	Deaths	Cases			Deaths	Diarrhoea (including English Cholera)	Bronchitis Pneumonia and Pleurisy	Epidemic Influenza		
																									a	b	c						
January	1	1	3	..	4	..	5	2	1	14	3	4	..	14	3	..	25	..	74	
February..	2	..	4	..	3	..	2	2	1	1	1	14	3	3	..	5	6	..	25	1	72	
March	1	1	5	..	2	1	1	9	2	1	1	2	3	3	18	2	70		
Total for Quarter..	4	2	12	..	9	..	7	4	1	1	1	3	37	8	8	1	21	12	3	68	3	216		

DEATHS AND CASES NOTIFIED DURING THE QUARTER ENDED 30th JUNE, 1912.

	Smallpox		Diphtheria (including Membranous Croup)		Erysipelas		Scarlet Fever		Enteric Fever		Puerperal Fever		Measles		Chicken- pox		Whooping Cough		Ophthalmia Neonatorum		Acute Polomyelitis		TOTAL of preceding columns		Pulmonary Tuberculosis			DEATHS FROM				TOTAL Deaths belonging to the District FROM ALL CAUSES	
	Cases	Deaths	Cases	Deaths	Cases	Deaths	Cases	Deaths	Cases	Deaths	Cases	Deaths	Cases	Deaths	Cases	Deaths	Cases	Deaths	Cases	Deaths	Cases	Deaths	Cases	Deaths	Cases			Deaths	Diarrhoea (including Engl'ish Cholera)	Bronchitis Pneumonia and Pleurisy	Epidemic Influenza		
																									a	b	c						
April	1	3	6	2	1	3	2	11	7	3	..	5	7	..	21	..	69	
May	2	..	8	..	2	..	11	1	1	1	1	24	3	3	2	2	6	1	15	1	51
June	2	..	1	..	5	3	1	1	..	1	1	2	11	6	4	1	5	3	1	9	..	49
Total for Quarter...	4	1	12	..	7	..	17	6	1	1	..	3	5	5	46	16	10	3	12	16	2	45	1	169	

During the year 1912, in the Urban Sanitary District of Ashton-

DEATHS AND CASES NOTIFIED DURING

Quarter.	Total for Quarter.	June	May	April	TOTAL Deaths belonging to the District from all causes
1	1	1	1	1	3
2	4	1	2	1	4
3	13	1	6	6	13
4	17	2	11	4	17
5	6	1	1	4	6
6	1	1	1	1	3
7	1	1	1	1	3
8	3	1	1	1	3
9	1	1	1	1	3
10	1	1	1	1	3
11	1	1	1	1	3
12	1	1	1	1	3
13	1	1	1	1	3
14	1	1	1	1	3
15	1	1	1	1	3
16	1	1	1	1	3
17	1	1	1	1	3
18	1	1	1	1	3
19	1	1	1	1	3
20	1	1	1	1	3
21	1	1	1	1	3
22	1	1	1	1	3
23	1	1	1	1	3
24	1	1	1	1	3
25	1	1	1	1	3
26	1	1	1	1	3
27	1	1	1	1	3
28	1	1	1	1	3
29	1	1	1	1	3
30	1	1	1	1	3
31	1	1	1	1	3
32	1	1	1	1	3
33	1	1	1	1	3
34	1	1	1	1	3
35	1	1	1	1	3
36	1	1	1	1	3
37	1	1	1	1	3
38	1	1	1	1	3
39	1	1	1	1	3
40	1	1	1	1	3
41	1	1	1	1	3
42	1	1	1	1	3
43	1	1	1	1	3
44	1	1	1	1	3
45	1	1	1	1	3
46	1	1	1	1	3
47	1	1	1	1	3
48	1	1	1	1	3
49	1	1	1	1	3
50	1	1	1	1	3
51	1	1	1	1	3
52	1	1	1	1	3
53	1	1	1	1	3
54	1	1	1	1	3
55	1	1	1	1	3
56	1	1	1	1	3
57	1	1	1	1	3
58	1	1	1	1	3
59	1	1	1	1	3
60	1	1	1	1	3
61	1	1	1	1	3
62	1	1	1	1	3
63	1	1	1	1	3
64	1	1	1	1	3
65	1	1	1	1	3
66	1	1	1	1	3
67	1	1	1	1	3
68	1	1	1	1	3
69	1	1	1	1	3
70	1	1	1	1	3
71	1	1	1	1	3
72	1	1	1	1	3
73	1	1	1	1	3
74	1	1	1	1	3
75	1	1	1	1	3
76	1	1	1	1	3
77	1	1	1	1	3
78	1	1	1	1	3
79	1	1	1	1	3
80	1	1	1	1	3
81	1	1	1	1	3
82	1	1	1	1	3
83	1	1	1	1	3
84	1	1	1	1	3
85	1	1	1	1	3
86	1	1	1	1	3
87	1	1	1	1	3
88	1	1	1	1	3
89	1	1	1	1	3
90	1	1	1	1	3
91	1	1	1	1	3
92	1	1	1	1	3
93	1	1	1	1	3
94	1	1	1	1	3
95	1	1	1	1	3
96	1	1	1	1	3
97	1	1	1	1	3
98	1	1	1	1	3
99	1	1	1	1	3
100	1	1	1	1	3

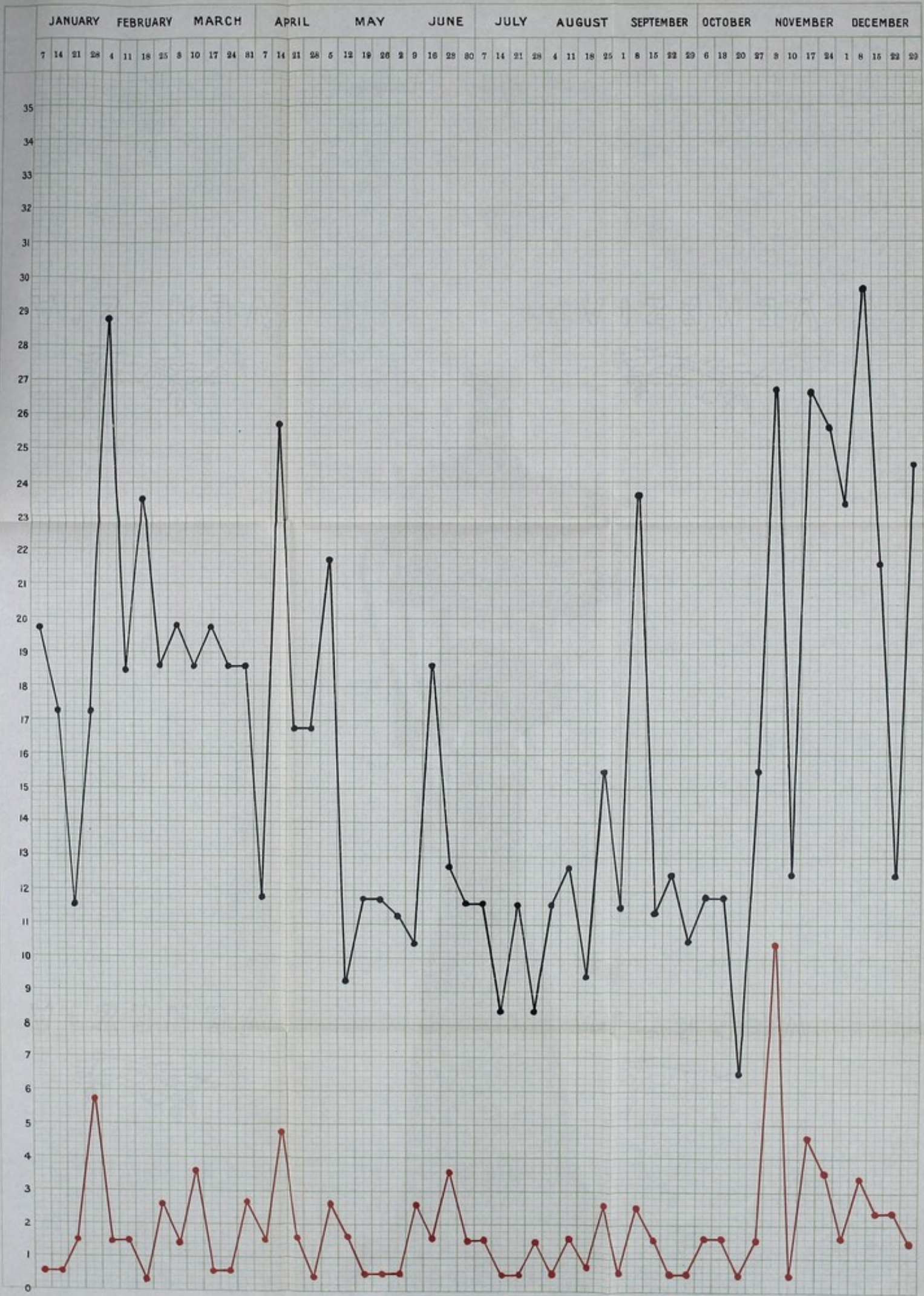
08	48	69	188	037	104	45170	TOTALS
----	----	----	-----	-----	-----	-------	--------------

DEATHS AND CASES NOTIFIED DURING THE QUARTER ENDED 30th SEPTEMBER, 1912.

	Smallpox		Diphtheria (including Membranous Croup)		Erysipelas		Scarlet Fever		Enteric Fever		Puerperal Fever		Measles		Chicken- pox		Whooping Cough		Ophthalmia Neonatorum		Acute Poliomylitis		TOTAL of preceding columns		Pulmonary Tuberculosis				DEATHS FROM				TOTAL Deaths belonging to the District FROM ALL CAUSES
	Cases	Deaths	Cases	Deaths	Cases	Deaths	Cases	Deaths	Cases	Deaths	Cases	Deaths	Cases	Deaths	Cases	Deaths	Cases	Deaths	Cases	Deaths	Cases	Deaths	Cases	Deaths	Cases			Deaths	Diarrhea (including English Cholera)	Bronchitis Pneumonia and Pleurisy	Epidemic Influenza		
																									a	b	c						
July	2	..	3	..	7	..	1	1	2	2	15	3	3	3	5	4	1	41	
August	2	..	3	..	4	1	1	1	9	3	2	6	..	3	..	49	
September	3	..	4	..	2	1	2	1	..	1	..	11	3	..	2	1	4	2	10	..	52		
Total for Quarter..	4	..	9	..	15	..	3	2	2	5	3	..	1	..	35	9	3	5	8	10	2	17	1	142		

(A)

During the year 1912, in the Urban Sanitary District of Ashford—



JANUARY FEBRUARY MARCH

