

[Report 1952] / Medical Officer of Health, Ashby-de-la-Zouch Local Board U.D.C.

Contributors

Ashby-de-la-Zouch (England). Local Board of Health.

Publication/Creation

1952

Persistent URL

<https://wellcomecollection.org/works/ygp4a2dh>

License and attribution

You have permission to make copies of this work under a Creative Commons, Attribution license.


This licence permits unrestricted use, distribution, and reproduction in any medium, provided the original author and source are credited. See the Legal Code for further information.

Image source should be attributed as specified in the full catalogue record. If no source is given the image should be attributed to Wellcome Collection.




Wellcome Collection
183 Euston Road
London NW1 2BE UK
T +44 (0)20 7611 8722
E library@wellcomecollection.org
<https://wellcomecollection.org>

Library




Ashby-de-la-Zouch
Urban District Council



ANNUAL REPORT
OF THE
MEDICAL OFFICER OF HEALTH

FOR THE YEAR 1952



Ashby-de-la-Zouch
Urban District Council

ANNUAL REPORT
OF THE
MEDICAL OFFICER OF HEALTH

FOR THE YEAR 1952

Ashby-de-la-Zouch Urban District Council

ANNUAL REPORT
OF THE
Medical Officer of Health
1952

PUBLIC HEALTH STAFF

- (1) *Medical Officer of Health (part time)* :
A. McM. W. SEGERDAL, M.D., D.P.H.
- (2) *Surveyor and Sanitary Inspector (full time)* :
THOMAS H. FARRELL, M.S.I.A., M.R.San.I.,
D.P.H.H. (Hons).

*To the Chairman and Members of the Ashby-de-la-Zouch
Urban District Council.*

Mr. Chairman, Ladies and Gentlemen,

I beg to present my Annual Report for the Year 1952.

According to the Registrar General's estimate the population has increased slightly from 6405 in 1951, to 6449.

The birth rate (15.6) is slightly higher than last year (15.4) and slightly higher than that for England and Wales (15.3).

The death rate (10.2) is lower than last year (11.7) and lower than that for England and Wales (11.3).

The chief causes of death are from diseases associated with elderly people.

The shortage of water in the first half of the year was remedied when a supplementary supply was obtained through the Derwent Valley Scheme, which was nearing completion towards the end of the year.

Application has been made to the Ministry for the sewerage of New Packington.

41 new houses were completed during the year, bringing the total number of post war houses to 244. In the middle of the year the Council's list of applicants for Council Houses was reviewed and the total number was reduced from 380 to 250.

Only 13 cases of Infectious Diseases were notified during the year, and of this number there was one death from Pneumonia.

The most unsatisfactory feature of this report is the low number of children receiving immunisation both primary and "booster". In the child population there must be a dangerously high percentage who have not received immunisation. An effort should be made to increase the number of children receiving protection against Diphtheria.

The number on the Tuberculosis Register has again showed a rise for the sixth year in succession, six cases being added to the Register.

I should like to express my thanks to the Staff of the Public Health Department of the County Council for their help and co-operation.

Finally, I must thank Mr. T. H. Farrell, Surveyor and Sanitary Inspector for his invaluable help during the year, and to you, Ladies and Gentlemen, for your kindness and co-operation.

I remain, Ladies and Gentlemen,

Your obedient servant,

A. McM. W. SEGERDAL, M.D., D.P.H.,

Medical Officer of Health.

SECTION A

General Statistics and Social Conditions of the Area.

Area	6,190 acres.
Population (Registrar General's estimate)	6,449
Number of Inhabited Houses	1,989
Rateable Value (at 31/12/52)	£37,941
Sum represented by Penny Rate	£150
Comparability factor—Births	1.07
Deaths	0.99

Ashby-de-la-Zouch is a market town, the chief industries of the District are: Agriculture, Biscuit making, Soap Manufacturing and Glove Manufacturing. A number of workers engaged in Coalmining, Earthenware and Brickmaking are residents in the town. There are also two Public Parks and an Open-Air Swimming Bath in the town. No industry was noted as having a specially injurious effect on the health of the population.

Vital Statistics

LIVE BIRTHS :				<i>Total</i>	<i>Male</i>	<i>Female</i>
Legitimate	95	53	42
Illegitimate	6	2	4
				—	—	—
Total	101	55	46
				—	—	—

Live Birth Rate—15.6 per 1,000 population.

England and Wales Birth Rate—15.3 per 1,000 population.

STILL BIRTHS :				<i>Total</i>	<i>Male</i>	<i>Female</i>
Legitimate	3	1	2
Illegitimate	0	0	0
				—	—	—
Total	3	1	2
				—	—	—

Still Birth Rate—0.46 per 1,000 population.

England and Wales Still Birth Rate—0.35 per 1,000 population.

DEATHS :				<i>Total</i>	<i>Male</i>	<i>Female</i>
				63	33	30

Death Rate—10.2 per 1,000 population.

England and Wales Death Rate—11.3 per 1,000 population.

Causes of Death in 1952

	<i>Male</i>	<i>Female</i>	<i>Total</i>
Tuberculosis, respiratory	1	0	1
Tuberculosis, other	0	1	1
Malignant neoplasm, stomach	3	0	3
Malignant neoplasm, lung, bronchus	2	1	3
Malignant neoplasm, breast	0	2	2
Malignant neoplasm, uterus	0	1	1
Other malignant and lymphatic neoplasms	3	3	6
Leukaemia, aleukaemia	1	0	1
Vascular lesions of nervous systems ..	7	4	11
Coronary disease, angina	3	3	6
Hypertension with heart disease	1	0	1
Other heart diseases	3	10	13
Pneumonia	0	1	1
Bronchitis	1	1	2
Other diseases of respiratory system	0	1	1
Nephritis and nephrosis	1	0	1
Ulcer of stomach and Duodenum	1	0	1
Hyperplasia of prostate	1	0	1
Congenital malformations	2	0	2
Other defined and ill-defined diseases	1	2	3
Motor vehicle accidents	2	0	2
	33	30	63
	—	—	—

Death Rate from Total Maternal Causes per 1,000 Live and Still Births—0. (England and Wales 0.72).

Deaths of Infants under 1 year of age :—

	<i>Total</i>	<i>Male</i>	<i>Female</i>
Legitimate	3	2	1
Illegitimate	0	0	0
	—	—	—
Total	3	2	1
	—	—	—

Death Rate of Infants under 1 year of age—28.7 per 1,000 Live Births. (England and Wales)—27.6 per 1,000 Live Births.

Deaths of Infants under 4 weeks of age :—

			<i>Total</i>	<i>Male</i>	<i>Female</i>
Legitimate	3	2	1
Illegitimate	0	0	0
			—	—	—
			3	2	1
			—	—	—

Chief Causes of Death in 1952 :—

Heart Disease	20
Malignant Neoplasm (all forms)	15
Vascular Lesions of Nervous System	11

SECTION B

General Provisions of Health Services for the Area.

HOSPITALS

All hospitals are under the Sheffield Regional Hospital Board, with the exception of a few private Maternity and Nursing Homes. The County Homes for aged and infirm people are under the County Council. When they become ill they are the responsibility of the Hospital Board.

TREATMENT CENTRES AND CLINICS

Infant Welfare Clinics are held every Thursday afternoon at the Baptist Schoolroom, Ashby. An Ante-natal Clinic and Tuberculosis Clinic is held at the Health Centre, Bridge Road, Coalville. The Tuberculosis Clinic is under the Sheffield Regional Hospital Board.

AMBULANCE FACILITIES

The County Council is responsible for all ambulance facilities in the County. Colliery accidents are removed by Ambulances provided by the National Coal Board stationed at Nailstone Colliery and Moira Colliery.

NURSING IN THE HOME

All District Nursing and Midwifery in the home is under the County Council. A Diabetic Health Visitor attends the Clinic at the Royal Infirmary, Leicester, and visits the patients in their homes.

HEALTH VISITING

This work is provided, as before, by the County Council, and is ably carried out in the Area.

LABORATORY FACILITIES

The Public Health Laboratory, Isolation Hospital,
Groby Road, Leicester

The examinations performed on behalf of the District in the County Laboratory are as follows :—

Fæces and Urine	1
Water	20
Ice-cream	16
Sputa	4
Miscellaneous	9
Total	50

SECTION C

Sanitary Circumstances of the Area.

Water Supply.

Samples of piped supplies were taken by the Joint Water Board and were satisfactory.

The water exhibits no plumbo-solvent properties.

Particulars of Water Supply to Dwelling Houses in the District—

Internal Mains Water Supply—

No. of Dwelling Houses, 1,889. Population, 6,005 (Estimated)

Mains Water from External Standpipes—

No. of Dwelling Houses, 82. Population, 328.

Well Water Supply—

No. of Dwelling Houses, 18. Population, 72.

Apart from a few isolated dwellings on the outlying parts of area the whole of the Council's district is supplied with water from the public mains.

Number of parishes with a piped water supply—

(a) From Public Mains—Whole area

(b) From Private Reservoirs—Nil.

Number of parishes without a piped water supply—Nil.

Number of cases in which Pipe supply was substituted for Well Water—17.

An extension of the Public Water supply to serve a new Council estate of 72 Houses was done during the year.

No samples were taken for analysis for water supplies from wells.

There are still a few wells in use.

Number of Wells closed—Nil.

Number of Wells cleansed—Nil.

Post-War Proposals.—The Derwent Valley Scheme was completed towards the end of the year.

Sewage Disposal.

Number of cesspools constructed during the year. 0

Number of cesspools abolished during the year.—5

Total number of cesspools in District on 31st December, 1952— 65.

Particulars of any extension during the year :—

(a) Sewerage—Nil.

(b) Other than New Packington, rest of area well sewered.

(c) Scheme prepared for sewerage New Packington which will affect 28 houses.

Post-War Proposals.

New Packington scheme has been re-opened, is under consideration, and is waiting approval by the Ministry.

Closest Accommodation

Total number in the District on 31st December, 1952 :—

(a)	Privies	36
(b)	Pail Closets	28
(c)	Water Closets	...	Estimated	1849

Number of closets converted to the water carriage system during the year :—

(a)	Privies	Nil
(b)	Pail Closets	Nil

No grant is made towards the cost of conversion.

Number of privies (middens) converted to pail closets during the year : Nil.

Earth closets, privies, ashpits and cesspools are cleansed by Council labour and disposed of on arable land and ploughed in.

Pail Closets are emptied weekly by direct labour and disposed of on arable land and ploughed in.

Public Cleansing

House refuse is removed weekly by direct labour over the whole of the area. Two Karrier Bantam Lorries are used.

There is no special scheme for trade refuse in operation.

Disposal of House Refuse :—

(a)	Number of controlled tips	2
(b)	Number of crude tips	0
(c)	Incineration	0

Sanitary Inspection of the Area

(a)	Total number of complaints received	584
(b)	Total number of premises at which defects or nuisances were dealt with	383
(c)	Total number of defects or nuisances dealt with	620

Particulars of Inspections Made

				<i>Number of Inspections</i>
Animal Keeping	21
Bakehouses	12
Dairies	36
Drainage Works	23
Dwelling-houses (all purposes)	273
Food Premises	46
Offensive Trades	3
Refuse Collection and Disposal	208
Rodent Control	189
Schools	5
Shops	28
Slaughter-Houses and Meat Inspection	15
Smoke Observations	12
Tents, Vans, Sheds, etc.	5
Verminous and Dirty Premises	15
Water Supplies	48
Workshops, outworkers, etc.	75
Other Inspections	56
Total				1055

Notices

Preliminary Notices

		<i>Housing</i>	<i>Public Health</i>
Outstanding on 1st January, 1952	...	7	18
Issued during year	...	56	120
Complied with during year	...	48	133
Statutory action necessary	...	0	0
Outstanding 31st December, 1952	...	15	5

Statutory Notices

		<i>Housing</i>	<i>Public Health</i>
Outstanding on 1st January, 1952	...	0	2
Issued during year	...	0	0
Complied with during year	...	0	2
Outstanding 31st December, 1952	...	0	0
Summary Action : Number of summonses issued			0
Number of convictions obtained			0

Shops

Particulars of action taken during year under the provisions of the Shops Act, 1950.

	<i>Outstanding 1st Jan., 1952</i>	<i>Defects found</i>	<i>Defects remedied</i>	<i>Outstanding 31st Dec., 1952</i>
Sanitary				
Conveniences	0	0	0	0
Temperature	0	0	0	0
Ventilation	0	0	0	0
Washing Facilities	0	0	0	0

Camping Sites

Number of sites in area used for camping purposes during year—Nil.

Estimated maximum number of campers resident in area during summer season—Not known.

Number of licences issued for moveable dwellings, Section 269, Public Health Act, 1936—Nil.

Regulated Buildings

<i>Class of Building</i>	<i>No. in District</i>	<i>No. of Inspections</i>	<i>Action Taken</i>	<i>General Conditions</i>
Common Lodging				
Houses	Nil	0	0	0
Tents, Vans, Sheds, etc.	4	4	0	satisfactory
Canal Boats	Nil	0	0	0
Offensive Trades	1	1	0	satisfactory

Eradication of Bed Bugs

Particulars of action taken :—

Number of Council Houses infested	0
Number of other Dwelling Houses infested	3
Number of Houses disinfested	3

Zaldecide D.D.T. Spray and D.D.T. Fumigator are employed for disinfestation.

Carried out by Local Authority	3
Carried out by Contractor	0

The fumigant and/or insecticide used is D.D.T.

Pre-removal inspection by the Housing Manager ensure Tenant's belongings are free from vermin before removal to Council Houses.

The measures taken for the supervision of education of Tenants to prevent infestation or re-infestation is by re-inspection.

Prevention of Damage by Pests Act, 1949.

Periodical inspection of the District, including test baiting of sewers and drains is undertaken. One Rodent Operator (part-time) is employed.

Schools

Schools disinfected	0
---------------------	-----	-----	-----	-----	---

Swimming Baths and Pools open to the Public

No. in Area :—

(a) Publicly owned	1
(b) Privately owned	1

No. of Inspections	20
--------------------	-----	-----	-----	-----	----

The bath is emptied and cleaned periodically, chlorinated and continued flow of water through the bath.

SECTION D

Inspection and Supervision of Food.

Ice Cream

Number of Premises registered :—

(a) Manufacture and retail	0
(b) Manufacture only	0
(c) Retail only	12

Number of Samples taken	16
-------------------------	-----	-----	-----	----

Results of Samples :—

Grade 1—8.	Grade 2—4.
Grade 3—0.	Grade 4—4.

Milk Supply.

Dairies (other than dairy farms) & distributors

Number on Register	4
Number of Inspections made	14
Number of contraventions outstanding from previous year	0
Number of contraventions found during year ...	0
Number of contraventions remedied during year	0
Number of contraventions on 31st December, 1952	0
Outstanding	0

Biological Milk Samples

None taken by the Urban District Council.

Milk Sampling

<i>Class of Milk</i>	<i>Total samples taken for bact. exam'n.</i>	<i>Number Satisfactory</i>	<i>Number Unsatisfactory</i>
Tuberculin Tested	0	0	0
Accredited ...	0	0	0
Pasteurised ...	0	0	0
Sterilized ...	0	0	0
Ordinary ...	0	0	0

Milk (Special Designations) (Pasteurised and Sterilised Milk) Regulation, 1949

Particulars of Licences issued :—

Dealers' Licences—Pasteurised	1
Supplementary Licences—Pasteurised ...	1

Milk (Special Designations) (Raw Milk) Regulations, 1949

Particulars of Licences issued :—

Dealers' Licences—Distributor	1
Supplementary Licence	2

Meat and Other Foods

No. of Regional Slaughter Houses in Area ...	Nil
No. of Animals slaughtered elsewhere	Nil
No. of Animals examined elsewhere	Nil
No. of inspections of meat at time of slaughter ...	Nil
No. Knackers Yards in Area	1
No. of visits to Knackers Yards	2

Carcases Inspected and Condemned

Number inspected	Nil
Number condemned	Nil

Meat Stalls

Number of Inspections	Nil
-----------------------	-----	-----	-----	-----	-----

Meat Shops, Meat Stores, etc.

Number of Inspections	30
-----------------------	-----	-----	-----	-----	----

**Places where food (other than meat) is kept or
prepared for sale**

Number of Inspections	28
-----------------------	-----	-----	-----	-----	----

Model Bye-laws, Series 1 (Ministry of Food)

Date of adoption by District Council, November, 1950.

SECTION E**Housing****A.—New Houses.****Houses completed during the year.**

	<i>Permanent Type</i>	<i>Aver. Cost per House</i>	<i>Aver. Rent inclusive or exclusive of Rates</i>
By Local Authority	30	£1,700	30/- inclusive
By Private Enterprise	11	£2,000	0/occupiers

Houses in course of erection at end of year

By Local Authority	12	—	—
By Private Enterprise	5	—	—

Total number of Post-War Houses completed

By Local Authority	214
By Private Enterprise	30

Application for Council Houses

Total number at end of year	250
Applications received during the year	40

During the year the application list was reviewed and the numbers reduced considerably

B.—Inspection of dwelling Houses during the Year.

(1) (a) Total number of dwelling-houses inspected for housing defects (under Public Health or Housing Act)	150
(b) Number of inspections made for the purpose	273
(2) (a) Number of dwelling-houses (include under sub-head (1) above) which were inspected and recorded under the Housing Consolidated Regulations, 1925 and 1932	0
(b) Number of inspections made for the purpose	0
(3) Number of dwelling houses found to be in a state so dangerous or injurious to health as to be unfit for human habitation	1
(4) Number of dwelling houses (exclusive of those referred to under the preceding sub-head) found not to be in all respects reasonably fit for human habitation	149

C.—Remedy of Defects during the Year without Service of Formal Notices

Number of defective dwelling houses rendered fit in consequence of informal action by the Local Authority or their Officers	131
---	-----

D.—Action under Statutory Powers during the Year.

(a) Proceedings under sections 9, 10, and 16, of the Housing Act, 1936.

(1) Number of dwelling houses in respect of which notices were served requiring repairs	Nil
(2) Number of dwelling houses which were rendered fit after service of formal notices :—	
(a) By Owners	0
(b) By Local Authority in default of owners	0
(b) Proceedings under Public Health Acts.	
(1) Number of dwelling houses in respect of which notices were served requiring defects to be remedied	0

(2) Number of dwelling-houses in which defects were remedied after service of formal notices :—	
(a) By owners	0
(b) By Local Authority in default of owners ...	0
(c) Proceedings under Sections 11 and 13 of the Housing Act, 1936.	0
(1) Number of dwelling-houses in respect of which Demolition Orders were made ...	0
(2) Number of dwelling-houses demolished in pursuance of Demolition Orders	0
(d) Proceedings under section 12 of the Housing Act, 1936.	
(1) Number of separate tenements or underground rooms in respect of which Closing Orders were made	1

E. Housing Act, 1936—Part 4—Overcrowding :

(a) (1) Number of dwellings overcrowded at end of year	20
(2) Number of families dwelling therein	42
(3) Number of persons dwelling therein	120
(b) Number of new cases of overcrowding reported during year	8
(c) (1) Number of cases of overcrowding relieved during year	18
(2) Number of persons concerned in such cases ...	54
(d) Particulars of any cases in which dwelling houses have again become overcrowded after the Local Authority have taken steps for the abatement of overcrowding	0
(e) Any other particulars with respect to general housing conditions on which the Sanitary Inspector may consider it desirable to report ...	0

F.—Housing Summary.

Total number of houses occupied in district ...	1989
Total number of Council Houses occupied in District	
Pre-War ...	162
Post-War ...	214
	<hr/>
	376
	<hr/>

G. Housing Act, 1949.

Number of Applications for reconditioning grants ... 0

SECTION F

Prevalence of, and control over, Infectious Diseases Notifiable Diseases (other than Tuberculosis) during 1952

<i>Disease</i>	<i>Final numbers after correction</i>	<i>Cases admitted to Hospital</i>	<i>Total Deaths</i>
Scarlet Fever	1	0	0
Measles	4	0	0
Pneumonia	1	0	1
Whooping Cough	4	0	0
Puerperal Pyrexia	2	1	0
Meningococcal Meningitis	1	1	0
	<hr/> 13	<hr/> 2	<hr/> 1

Analysis Under Age Groups according to Registrar General's Return 118d.

<i>Age Period</i>	<i>Scarlet Fever</i>	<i>Whooping Cough</i>	<i>Measles</i>
Under 1	0	0	0
1—2	0	1	0
3—4	0	3	0
5—9	1	0	3
10—14	0	0	0
15—24	0	0	1
25 and over	0	0	0
	<hr/> 1	<hr/> 4	<hr/> 4

<i>Age Period</i>	<i>Pneumonia</i>	<i>Puerperal Pyrexia</i>
Under 5	1	0
5—14	0	0
15—44	0	2
45—64	0	0
65 and over	0	0
Age unknown	0	0
	<hr/> 1	<hr/> 2

Immunisation against Diphtheria.

**Number of children who were immunised during the period
1st January—31st December, 1952.**

Age at 31.12.52 i.e., Born in Year	Under 1952	1 1951	2 1950	3 1949	4 1948	5 1947	6 1946	7 1945	8 1944	9 1943	10 1942	11 1941	12 1940	13 1939	14 1938
Primary Immunisation	3	37	5	0	0	1	0	0	0	1	0	0	0	0	0
Booster Dose	0	0	0	0	0	13	1	1	0	0	0	1	0	0	0
Total: Primary 47. Booster 16.															

Statement of Particulars appearing in the Tuberculosis Register for the year 1952.

	<i>Pulmonary</i>			<i>Non-Pulmonary</i>			<i>Total</i>
	<i>M.</i>	<i>F.</i>	<i>Total</i>	<i>M.</i>	<i>F.</i>	<i>Total</i>	
No. of cases on the Register at the com- mencement of year ...	15	8	23	2	2	4	27
No. of cases notified during the year ...	2	0	2	1	1	2	4
Number of cases restored to the Register ...	0	0	0	0	0	0	0
No. of cases added other than by formal notifica- tion ...	0	0	0	1	1	2	2
No. of cases removed from Register during year...	2	2	4	0	0	0	4
No. of cases remaining on the Register at end of year ...	15	6	21	4	4	8	29

Causes of Removal

	<i>Pulmonary</i>		<i>Non-Pulmonary</i>		<i>Total</i>
	<i>M.</i>	<i>F.</i>	<i>M.</i>	<i>F.</i>	
Died	1	0	0	0	1
Left District ...	1	2	0	0	3
	—	—	—	—	—
	2	2	0	0	4
	—	—	—	—	—

FACTORIES ACT, 1937 and 1948

Resumé of Annual Report of the Medical Officer of Health in respect of the year 1952, previously sent to the Director of Statistics, Ministry of Labour and National Service, Headquarters, Orphanage Road, Watford, Herts.

Part I of the Act

1.—INSPECTIONS for purposes of provisions as to health (including inspections made by Sanitary Inspectors)

<i>Premises</i>	<i>M/c Line</i>	<i>No. on Inspec-</i>	<i>Written Occupier</i>		
	<i>No.</i>	<i>Register</i>	<i>tions</i>	<i>notices prosecuted</i>	
(1)	(2)	(3)	(4)	(5)	(6)
Factories in which Sections 1, 2, 3, 4 and 6 are to be enforced by Local Authorities	1	5	5	2	0
Factories not included in (1) in which Section 7 is enforced by the Local Authority ...	2	32	32	14	0
	—	—	—	—	—
Total ...	3	37	37	16	0
	—	—	—	—	—

2.—Cases in which defects were found

(If defects are discovered at the premises on two, three or more separate occasions, they should be reckoned as two, three or more Cases.)

Particulars	Number of cases in which defects were found			
	Found	Remedied	Ref. to H.M. Inspector	Ref. by H.M. Inspector
Want of cleanliness	0	0	0	0
Sanitary Conveniences (S.7)				
(a) not separate for sexes	1	0	0	0
(b) unsuitable or defective	3	2	0	0
Other offences against the Act (not including offences relating to Outwork)	15	4	11	2
	<hr/> 19	<hr/> 6	<hr/> 11	<hr/> 2

Part VIII of the Act
Outwork (Sections 110 and 111)

<i>Nature of work</i>	<i>No. of Outworkers in August list required by Sec. 110</i>	<i>No. of cases of default in sending lists to the Council</i>	<i>Nos. of pros. for failure to supply lists</i>
-----------------------	--	--	--

Lace, Lace curtains
and Nets

... 1

0

0

*No. of instances of
work in unwholesome
premises*

0

*Notices
served*

0

Prosecutions

0



