

[Report 1959] / Medical Officer of Health, Andover R.D.C.

Contributors

Andover (England). Rural District Council.

Publication/Creation

1959

Persistent URL

<https://wellcomecollection.org/works/pnqq5yqh>

License and attribution

You have permission to make copies of this work under a Creative Commons, Attribution license.

This licence permits unrestricted use, distribution, and reproduction in any medium, provided the original author and source are credited. See the Legal Code for further information.


Image source should be attributed as specified in the full catalogue record. If no source is given the image should be attributed to Wellcome Collection.



Wellcome Collection
183 Euston Road
London NW1 2BE UK
T +44 (0)20 7611 8722
E library@wellcomecollection.org
<https://wellcomecollection.org>

1. ~~Dr M.R. Beattie~~
2. P.R.O London Region
3. Miss Warren
4. Miss Gray
5. Library. S. Row

ANDOVER RURAL DISTRICT




ANNUAL REPORT

of the

MEDICAL OFFICER OF HEALTH

1959





Digitized by the Internet Archive
in 2016 with funding from
Wellcome Library

<https://archive.org/details/b2880689x>

ANDOVER RURAL DISTRICT COUNCIL

1959

Chairman

Mr. J.D. Threadgill, J. P.

Vice-Chairman

Mr. J.L. Morgan

General Purposes Committee

Chairman

Mr. J.D. Threadgill, J. P.

Vice-Chairman

Mr. J.L. Morgan

Members

Mr. R.H.A. Knight	Mr. A.J. Gay
Mr. C.E. Dean	Mr. G.E. Evans
Mrs. D.M. French	Mr. W.E. Dent
Major F.L. Schwind	Mr. H.L. King
The Hon. Mrs. Butler Henderson	Mr. C. Lovell
Miss N.B. Morris	Mr. W. Scambler
Mr. J. Beaven	Mr. H.W. Golding
Mr. W.N.C. Shearing	Mr. A.W. Aymes
Mr. W.B. Corbett	Mr. F.R. Clark
Mrs. M.J. Marson	Mr. C.W. Dickinson
Lt. Comdr. P.H. Higginbotham (Resigned)	Mr. W.G. Lovell
Mr. H.T. Jones	Rev. C.B. Verity
Wing Cmdr. R.W. Woodley	Brigadier R.D. Waghorn, C.B.E.
Mr. E.T. LeLacheur (Deceased)	

Andover Rural District Council

Public Health Department

Staff

Medical Officer of Health

A. C. Howard, M.D., B.S.(Lond.), M.R.C.S., L.R.C.P., D.P.H.

Engineer, Surveyor and Chief Public Health Inspector

L. J. Timothy, M.I. Mun. E., A.R.S.H.

Public Health Inspectors

P. D. Franklin, M.A.P.H.I., A.R.S.H.

B. H. Young, M.A.P.H.I., A.R.S.H.

Medical Officer of Health's Secretary

Miss M.B. Lowman

Engineer and Surveyor's Chief Clerk

Miss B. J. Bishop

Rodent Operative

A. Mole

- 4 -
RURAL DISTRICT OF ANDOVER
PUBLIC HEALTH DEPARTMENT

September, 1960.

To the Chairman and Members
of the Andover Rural District Council:

Mr. Chairman, Ladies and Gentlemen,

I have the honour to present my Annual Report on the Health and Sanitary circumstances of the District for the year 1959.

The Registrar-General's estimate of the population is 20,240, a decrease of 810 compared with the estimate for 1958. However, the natural increase of population, i.e. the net gain of births over deaths during the year was 188 - so the change must be due to a decrease in the population of the military establishments in the district.

The vital statistics do not differ significantly from previous years, and compare favourably with the National figures for England and Wales.


My thanks are due to the Clerk for his report on housing matters and to the Surveyor and Chief Public Health Inspector for his report on the Sanitary circumstances of the District, also to all the staff of the Public Health Department for their continued assistance during the year - especially my secretary, Miss M. B. Lowman.

I should also like to thank the Chairman and members of the Council for all their co-operation and encouragement.

I remain, Mr. Chairman,

Ladies and Gentlemen,

Your obedient Servant,


Medical Officer of Health.

General Statistics
(1958 figures in brackets)

Area (in acres)	67,811	(67,811)
Registrar General's estimate of mid-year population	20,240	(21,050)
Number of inhabited houses	4,505	(4,461)
Rateable Value	£209,998	(£183,876)
Estimated sum represented by penny rate	£845. 3s. 8d	(£813. 9s. 11d)

The population trend of Andover Rural District is as follows:-

1951	17,590	1955	21,240
1952	19,690	1956	21,730
1953	20,670	1957	19,540
1954	20,210	1958	21,050
	1959	20,240	

Vital Statistics

		<u>Births</u>	
		<u>Male</u>	<u>Female</u>
Total Live Births	304	126	178
Legitimate Live Births	293	123	170
Illegitimate Live Births	11	3	8
Still Births	5	3	2

	<u>Birth Rates</u>	
	<u>Andover Rural District England & Wales</u>	
Live Birth Rate	15.0	16.5
Comparability Factor	1.21	
Corrected Birth Rate	18.1	
Still Birth Rate	16.2	21.0
Illegitimate Birth Rate	3.6 per cent.	5.1 per cent.

		<u>Deaths (All Causes)</u>	
		<u>Male</u>	<u>Female</u>
Total	116	64	52
Infant Deaths	7	4	3
Neonatal Deaths	6	4	2
Early Neonatal Deaths	6	4	2

	<u>Death Rates</u>	
	<u>Andover Rural District England & Wales</u>	
All Causes	5.7	11.6
Comparability Factor	1.43	
Corrected Rate	8.2	

	<u>Infant Mortality</u>	
	<u>Andover Rural District England & Wales</u>	
Total Infant Mortality Rate	23.0	22.2
Legitimate Mortality Rate	20.4	
Illegitimate Mortality Rate	90.9	

	<u>Neonatal Mortality</u>	
	<u>Andover Rural District England & Wales</u>	
Neonatal Mortality Rate	19.7	15.3
Perinatal Mortality Rate	35.6	34.2
Early Neonatal Mortality Rate	19.7	

(The Birth and Death Rates are calculated per 1000 of the population.
 The Infantile and Neonatal Mortality Rates are calculated per 1000 live births.
 The Still Birth and Perinatal Mortality Rates are calculated per 1000 total births,
 live and still.
 The Illegitimate Birth Rate is calculated as a percentage of total live births.)

Respiratory diseases accounted for 12 deaths (9.5 per cent.)

Births

(a) Live birth Rate

304 live births were registered during 1959, 126 boys and 178 girls.

The live Birth Rate, corrected for age and sex distribution of the population by the Registrar General's comparability factor was 18.1 per thousand population. The figure for England and Wales in 1958 was 16.5 per thousand.

(b) Still-Births

Five still - births occurred, giving a rate of 16.2 per thousand births. The corresponding rate for England and Wales was 21.0.

(c) Deaths

The total number of deaths registered during the year was 126, 74 males and 52 females, compared with 132 in 1958.

This gives a local death rate, corrected by the Registrar General's comparability factor for age and sex distribution of 8.2 per thousand population. This again compares favourably with the rate for England and Wales of 11.6 per thousand.

The chief causes of death were proportionately:-

1. Diseases of the heart and circulatory system - 49 deaths or 38.8 per cent., of which nearly one third (17 deaths) were due to coronary artery disease.
2. Cancers of various types accounted for 25 deaths (19.8 per cent.) of which 4, all in men, were due to cancer of the lung and bronchus.
3. Apoplexies or vascular lesions of the central nervous system accounted for 7 deaths (5.6 per cent.)
4. Respiratory diseases accounted for 12 deaths (9.5 per cent.)

In addition, there were 2 deaths from influenza, and 9 cases of accidental death, of which 6 were associated with motor vehicles.

No deaths resulted from the infectious diseases of childhood or in association with childbirth.

Infantile, Neonatal and Early Neonatal Mortality

Seven deaths of infants under one year were recorded in 1959, giving an Infant Mortality Rate of 23.0 per 1000 live births. Of these seven deaths, no less than six occurred in the first week of life which gives Neonatal and Early Neonatal Mortality Rates of 19.7 per 1000 live births.

Perinatal Mortality

The Perinatal Mortality Rate which is the sum of the stillbirths and the early neonatal deaths per thousand births (live and still) stands at 35.6 compared with 34.2 for England and Wales. This rate gives a truer picture of mortality from prematurity and congenital malformation than either the stillbirth or early neonatal mortality rates by themselves, and if the stillbirth rate is low it is usually matched by a higher early neonatal mortality rate.

Most of the early infant deaths at the present time in this country are due to either prematurity or congenital malformations, and in the present state of our knowledge little can be done to prevent them in most cases. Possibly earlier marriage and childbirth are having an effect in lowering the national stillbirth rate but there is probably a limit below which it is unlikely that the incidence of congenital malformations will enable it to be reduced.

Infectious Diseases

Apart from measles of which 110 cases were notified during the year, the incidence of infectious diseases was low.

They are set out in tabular form in Appendix 'C' of the Report, showing age and sex distribution.

There were no serious infectious diseases notified, apart from 1 case of paralytic poliomyelitis in a female of 37 years, who had not been vaccinated against the disease.

It is good to report that no cases of salmonella infection or other food poisoning were notified during the year.

Tuberculosis

13 new cases of respiratory tuberculosis - 11 female and 2 male - were added during the year and 1 case left the district - all these cases were transfers and not fresh notifications. There were no deaths, and so the number of cases on the register at the end of the year was 133, compared with 121 at the end of 1958.

Immunisation and Vaccination

During 1959 the National poliomyelitis vaccination campaign was intensified to attempt to protect as many children, expectant mothers, and young adults as possible. The response generally was good and by the end of 1959 the total numbers of vaccinations given in the District were:-

	<u>1st & 2nd Injections</u>	<u>3rd Injections</u>
Children (Under 15 years)	1,089	1,660
Young Adults (15-25 years)	494	159
Expectant Mothers	91	43
Others	4	2
	<hr/>	<hr/>
	1,678	1,864

I am grateful to the press and all those who assisted in the publicity campaign to induce those who were eligible to accept this measure of protection, which it is hoped will ultimately result in a virtual disappearance of this disabling and tragic disease. It was necessary for the department to engage an additional part-time clerical assistant to deal with increasing numbers of record cards and correspondence.

Diphtheria and Whooping Cough

Routine immunisation against these two diseases continued during the year. The numbers of immunisation performed and antigens used are shown in the table in Appendix "D". It will be noted that the commonest type of antigen is the Triple Antigen which gives protection against Diphtheria, Whooping Cough and Tetanus.

An attempt was made during the autumn to improve the immunisation state of the children of school age who required reinforcing booster doses against diphtheria. Altogether, 213 children received primary diphtheria immunisation and 500 booster doses were given.

Vaccination Against Smallpox

The County Medical Officer informs me that 134 infants under 1 year were vaccinated during the year. This represents 44 per cent. of the total number of babies born during the year, as compared with 57.4 per cent. in 1958.

National Assistance Act, 1948 - Section 47.

No formal action was taken under this Section during the year.

In all these cases persuasion is preferable to compulsion.

Administration of Health Services

National Health Service Act, 1946.

The administration of these devolved services is carried out by the Andover and Kingsclere District Health Sub-Committee of the County Council. The County Council is the Local Health Authority, but the District Health Sub-Committee has at its disposal a considerable amount of information and knowledge of the local districts and an important, if not spectacular side of the work, is the appointment of district nurses and a detailed knowledge of conditions in the respective districts. In this way valuable information and advice is given to the Health Committee of the County Council.

Reports are submitted each meeting on infectious diseases, births and deaths, inspection of nurseries, immunisation and vaccination, midwifery and maternity services, home help services, nursing accommodation, and matters of health importance in which the three districts have a common interest.

Housing

I am grateful to the Clerk for the following report on housing progress during the year:-

Local Authority Housing

At the end of 1959 properties under the control of the Council were as follows:-

		(31/12/58)
Permanent Traditional Houses (pre-war)	149	160
Permanent Traditional Houses (post-war)	591	681
Aged Persons Bungalows and flats (pre-war and post-war)	122	-
Prefabricated Bungalows	32	32
Converted Ex-Service Hutments	23	26
	<u>917</u>	<u>899</u>

This year the summary of the total number of dwellings under the control of the Council has been re-arranged to give a separate figure for flats and bungalows provided for aged persons. The figure of 122 represents a fraction over 13% of the total number of Council owned dwellings in the Rural District. A total of 18 bungalows for aged persons were completed and occupied during the year.

Last year due to the withdrawal of subsidies for general needs and the high interest rate, the Council did not negotiate any major building contracts and continued this policy during the year under review.

The urgency of rehousing families from hutted camps was given priority and 12 houses (6 at Fyfield Camp and 6 at Grateley Camp) were put into contract and, when completed, will assist in reducing the number of huts.

It was possible during the year to rehouse 3 families from hutted camps into permanent accommodation, and the huts were closed down.

During the year, several transfers of families within the District were arranged, and 20 families were housed as a result of vacancies occurring on existing housing estates.

In December, 1959, a revision of housing applications was made. At that time the list amounted to 390. 234 applications were renewed -- 43 letters returned as "Gone away" and 113 letters not replied to.

The revised waiting list and division of applications is enumerated as under:-

Number resident and employed in District	128
Number resident in District	51
Number employed in District	10
Number with no immediate claim on District	18
Applications for transfer within District	27
	<hr/>
	234
	<hr/>

- 15 -
Water Supplies

During the past year, 303 more properties have received their supply from the Council's main, the new connections totalling 193. All the Council's housing estates are now supplied from the mains.

The parishes of Wherwell and Chilbolton were provided with a mains water supply, the source being the deep bore at West Down, formerly used by the Air Ministry.

Particulars of properties supplied from water mains are as follows:-

	<u>No. of dwellings supplied from Mains</u>
Abbotts Ann	125
Amport	97
Appleshaw, part Fyfield, Kimpton	307
Barton Stacey and Bullington	230
Chilbolton	110
Clanville	19
East Cholderton	9
Goodworth and Upper Clatford	237
Grateley	98
Hatherden	44
Hurstbourne Tarrant	132
Longparish	109
Monxton	48
Penton Grafton	31
Penton Mewsey	40
Quarley	28
Shipton Bellinger (Cholderton Water Co.)	208
Tangley	9
Thruxton	70
Vernham Dean and Upton	137
Weyhill	123
Wildhern	34
Wherwell	77

Bacteriological Examination of all Water Supplies
Private and Public

No. of samples taken	61
No. of samples reported satisfactory	27
No. of samples reported unsatisfactory	34

Drainage and Sewerage

The whole of the sewers have now been completed in the Parish of Shipton Bellinger and some progress was made in the connection of private properties to the sewers. The Council's houses are sewered.

Public Cleansing

All refuse from the district is now disposed of at West Down, Chilbolton, by controlled tipping. The Council started a cesspool emptying service for the whole of the district, and provided a second vacuum tanker, both vehicles maintain satisfactory service for the whole area.

General Inspection of the Area

Visits in connection with Meat Inspection	488
Visits for Improvement Grant Applications including re-visits	169
Inspections carried out under Public Health Act, 1936 (Building Bye-laws, Nuisances, etc.)	283
Other visits (including re-visits) carried out under Public Health Act, 1936.	294
Inspection and re-visits carried out in connection with the Housing Acts	144
Visits to premises in connection with Food Hygiene	73
Inspections to power and non-power Factories	38
Visits in connection with Domestic Water Supplies	80
Rodent Control Inspection (this figure includes inspections in conjunction with other visits)	269
Inspections and visits to moveable dwellings	111
Visits in connection with Infectious Disease enquiries	23
Inspection of Petroleum installations	33
Other visits (including sampling, outside interviews etc.)	101

Moveable Dwellings

The number of individual moveable dwellings continues to increase and this year saw a further seven dwellings licensed.

Permission was granted for a new moveable dwelling site of ten caravans, and an existing site was granted permission for a further four caravans.

Factories

Inspections for the purpose of provisions as to health and of sanitary accommodation in the case of power factories.

<u>Premises</u>	<u>No.</u>	<u>No. of Inspections</u>
(1) Factories in which Sections 1, 2, 3, 4 or 6, are to be enforced by Local Authority	8	2
(2) Factories not included in (1) in which Section 7 is enforced by the Local Authority	33	38
(3) Other premises in which Section 7 is enforced by Local Authority (excluding outworkers premises.)	Nil	Nil
<u>Total</u>	<u>41</u>	<u>40</u>

Cases in which defects were found and remedied 2

Housing

Housing Repairs and Rents Act, 1954.

	<u>No. of Applications</u>	<u>No. of Resultant Dwellings</u>	<u>"Estimated Expense"</u>	<u>Amount of Grant</u>
Improvements	32	45	£29986. 16s. 0d.	£12844
Conversions	2	3	£1246. 0s. 0d.	£623
Refusals	2	-	-	-
	<hr/> 36	<hr/> 48	<hr/> £31232. 16s. 0d.	<hr/> £13467

Work in respect of 40 dwellings was completed.

House Purchase and Housing Act, 1959.

<u>No. of Applications</u>	<u>Amount of Maximum Grant</u>
12	£1839

Informal Action

Number of defective dwelling houses rendered fit in consequence of informal action by the Local Authority or their officers . . . 40.

Statutory Action

(a) Proceedings under Sections 9, 10 and 16, Housing Act, 1936.

- (1) No. of dwelling houses in respect of which notices were served requiring repairs Nil.
- (2) No. of dwelling houses which were rendered fit after service of formal notice
 - (i) by owners Nil.
 - (ii) by Local Authority in default of owners Nil.

(b) Proceedings under Sections 11 and 13, Housing Act, 1936.

- | | |
|--|-----|
| (1) No. of dwelling houses in respect of which Demolition Orders were made | 22 |
| (2) No. of dwelling houses demolished in pursuance of Demolition Orders or by formal action | 4 |
| (3) Number of representations made to the Local Authority with a view to:- | |
| (a) the serving of notices requiring the execution of works | Nil |
| (b) the making of Demolition or closing orders | 27 |
| (4) Number of houses in respect of which an undertaking was accepted under sub-section 2 of Section 11 of the Housing Act, 1936. | 3 |

(c) Proceedings under Section 12 of the Housing Act, 1936.

- | | |
|---|------|
| (1) Number of separate tenements or underground rooms in respect of which Closing Orders were determined, the tenement or rooms having been rendered fit. | Nil. |
| (2) Number of separate tenements or underground rooms in respect of which Closing Orders were made | Nil. |

Inspection and Supervision of Food

(a) Milk Supply

No. of Registered Distributors	1
No. of Registered Distributors outside area selling milk within the area	8

(b) Slaughterhouses

The large private slaughterhouse at Appleshaw continued to function. A refrigerated store was added and the effect of this was nearly to double the number of animals that could be killed in a day. The quality of animal killed became gradually poorer after the first few months of operation, but since then it is gratifying to note that the standard has increased considerably and the improvement has been maintained. It is interesting to note that although all animals slaughtered are bought at "Clean" markets there is still an appreciable amount of detected bovine tuberculosis. Most cases are reported to the Animal Health Division of the Ministry of Agriculture. It is pleasing to report that the Department continues to work on friendly terms and in collaboration with the private veterinary profession. Details of carcasses inspected during the year are given in Appendix 'A'.

(c) Ice Cream - Retail Premises

The number of premises registered for the storage and sale of pre-packed ice cream rose during the year by nine. All ice cream in the Rural District is stored and sold pre-packed.

(d) Food Premises

The number of food premises in the area is as follows:-

(1) Grocers and General Stores	39
Bakers	9
Butchers	3
Cafes	12
Licensed Public Houses and Inns	36

(2) Number of food premises registered under Section 16 of the Food and Drugs Act, 1955.

Sale of pre-packed ice cream	43
Preparation and manufacture of sausages etc.	3

(e) Food Inspection

(1) No. of visits for the purpose of inspection of food premises (retail and preparation) 73

(2) The following foods were condemned during the year:-

Miscellaneous canned food	12 tins
---------------------------	---------

All food for which condemnation certificates are issued is buried.

(f) Adulteration

The Council is not a Food and Drugs Authority under the Food and Drugs Act, 1955.

(g) Food Poisoning Outbreaks

There were no confirmed cases of food poisoning during the year.

(h) Mobile Food Premises

During the past year the number of operators retailing food from Mobile Stalls (in the form of motor vehicles) has continued to increase. Many of these traders are based outside the Rural District and in any case inspection is difficult due to the fact that some do not come into the area until after normal working hours. The pressure of work over the past year has precluded any serious attempt to bring these traders and their vehicles into conformity with one general and acceptable standard. It is hoped that this matter will be rectified in the coming year.

(i) Closing of Cafe

The standard of hygiene at a cafe in the Rural District gave increasing concern throughout the year, and the owner, despite repeated attempts at persuasion by the Council, failed to better his standards. Statutory action was taken and the premises are now demolished.

Meat Inspection
Carcases and Offal Inspected and condemned in Whole or in Part

APPENDIX 'A'

	<u>Cattle Excluding Cows</u>	<u>Cows</u>	<u>Calves</u>	<u>Sheep and Lambs</u>	<u>Pigs</u>	<u>Goats</u>
Number killed (if known)	1,011	2,259	469	591	588	2
Number inspected	1,011	2,259	469	591	588	2
<u>All diseases except Tuberculosis and Cysticerci</u>						
Whole carcasses condemned	1	71	16	0	7	-
Carcasses of which some part or organ was condemned	171	1,134	29	48	167	-
Percentage of the number inspected affected with diseases other than tuberculosis and cysticerci	17%	53.3%	9.6%	8.1%	30%	-
<u>Tuberculosis only</u>						
Whole carcasses condemned	-	6	-	-	1	-
Carcasses of which some part or organ was condemned	-	16	-	-	9	-
Percentage of the number inspected affected with tuberculosis	-	1%	-	-	58.9%	-
<u>Cysticercosis</u>						
Carcasses of which some part or organ was condemned	1	5	-	-	-	-
Carcasses submitted to treatment by refrigeration	-	3	-	-	-	-
Generalised and totally condemned	1	2	-	-	-	-

Tuberculosis

APPENDIX 'B'

<u>Age Periods</u>	<u>New Cases and Transfers</u>					
	<u>Respiratory</u>			<u>Non-Respiratory</u>		
	<u>M</u>	<u>F</u>	<u>Total</u>	<u>M</u>	<u>F</u>	<u>Total</u>
0 -						
1 -						
5 -						
15 -	1	2	3			
25 -		6	6			
35 -		1	1			
45 -		1	1			
55 -	1	1	2			
65 and upwards						
<u>Total</u>	2	11	13			

Number of Cases on the Tuberculosis Register on 31st December, 1959.
(31st December, 1958 in brackets)

	<u>Males</u>		<u>Females</u>		<u>Total</u>	
Respiratory	59	(57)	56	(46)	115	(103)
Non-Respiratory	5	(5)	13	(13)	18	(18)
<u>Total</u>	64	(62)	69	(59)	133	(121)

During the year, the number of cases on the Tuberculosis Register has increased by 12 as shown in the second Table. There were 13 transfers from other districts, all respiratory cases, as shown in the first Table, and 1 respiratory case left the district.

Prevalence of and Control over Infectious and Other Diseases

Final numbers according to sex and age after corrections of cases of infectious and other notifiable diseases notified during the year ended 31st December, 1959:-

<u>Age Periods</u>	<u>Scarlet Fever</u>			<u>Whooping Cough</u>			<u>Measles</u>			<u>Poliomyelitis Paralytic</u>		
	<u>M</u>	<u>F</u>	<u>Total</u>	<u>M</u>	<u>F</u>	<u>Total</u>	<u>M</u>	<u>F</u>	<u>Total</u>	<u>M</u>	<u>F</u>	<u>Total</u>
Under 1 year							3		3			
1 year				1		1	5	6	11			
2 years		1	1				3	7	10			
3 years	1		1				4	4	8			
4 years	1		1				1	8	9			
5 - 9 years	4	4	8	3	3	6	28	31	59			
10 - 14 years	1	1	2	1	1	2	3	3	6			
15 - 24 years	2		2				1		1			
25 and over								1	1	1	1	1
Age Unknown							1	1	2			
<u>Total</u>	9	6	15	1	4	5	49	61	110	1	1	2

Dysentery

1 Male Aged 3 years

Puerperal Pyrexia

1 Female

Erysipelas

1 Female Aged 15-44 years
1 Female Aged 45-64 years

Vaccinations (Total)

<u>Total</u>	<u>Number Vaccinated</u>				
	<u>15 & over</u>	<u>5-14</u>	<u>2-4</u>	<u>1</u>	<u>Under 1</u>
21	4	1	-	2	14
112	2	-	2	12	90
21	12	2	1	2	16
112	12	2	-	12	80

Table of Deaths
(1958 figures in brackets)

	<u>Male</u>		<u>Female</u>		<u>Total</u>
Tuberculosis, respiratory	0	(0)	0	(0)	0 (0)
Tuberculosis, other	0	(0)	0	(0)	0 (0)
Syphilitic Disease	1	(0)	0	(0)	1 (0)
Diphtheria	0	(0)	0	(0)	0 (0)
Whooping Cough	0	(0)	0	(0)	0 (0)
Meningococcal infections	0	(0)	0	(0)	0 (0)
Acute Poliomyelitis	0	(0)	0	(0)	0 (0)
Measles	0	(0)	0	(0)	0 (0)
Other infective and parasitic diseases	0	(0)	0	(0)	0 (0)
Malignant neoplasm, stomach	1	(2)	0	(2)	1 (4)
Malignant neoplasm, lung, bronchus	4	(6)	0	(0)	4 (6)
Malignant neoplasm, breast	0	(0)	6	(2)	6 (2)
Malignant neoplasm, uterus	0	(0)	0	(3)	0 (3)
Other malignant and lymphatic neoplasms	5	(5)	9	(4)	14 (9)
Leukaemia, aleukaemia	1	(0)	0	(0)	1 (0)
Diabetes	1	(2)	0	(1)	1 (3)
Vascular lesions of nervous system	5	(9)	2	(10)	7 (19)
Coronary disease, angina	12	(9)	5	(7)	17 (16)
Hypertension with heart disease	4	(2)	2	(3)	6 (5)
Other heart disease	10	(13)	11	(14)	21 (27)
Other circulatory disease	4	(0)	1	(3)	5 (3)
Influenza	0	(1)	2	(0)	2 (1)
Pneumonia	2	(3)	4	(4)	6 (7)
Bronchitis	3	(2)	3	(1)	6 (3)
Other diseases of respiratory system	0	(1)	0	(1)	0 (2)
Ulcer of stomach and duodenum	1	(0)	0	(0)	1 (0)
Gastritis, enteritis and diarrhoea	0	(0)	0	(1)	0 (1)
Nephritis and nephrosis	0	(0)	0	(0)	0 (0)
Hyperplasia of prostate	0	(1)	0	(0)	0 (1)
Pregnancy, childbirth, abortion	0	(0)	0	(0)	0 (0)
Congenital malformations	0	(1)	1	(1)	1 (2)
Other defined and ill-defined diseases	11	(4)	5	(6)	16 (10)
Motor vehicle accidents	5	(6)	1	(1)	6 (7)
All other accidents	3	(1)	0	(0)	3 (1)
Suicide	1	(0)	0	(0)	1 (0)
Homicide and operations of war	0	(0)	0	(0)	0 (0)
All Causes	74	(68)	52	(64)	126 (132)

Health Visitors

Miss M. L. Collins

Miss N. White

Miss D. D. Woodcock

District Nurse/Midwives

Abbotts Ann

Miss M. L. Hibbert, 17, Bulberry, Abbotts Ann,

Barton Stacey - District Nurse/Midwife/Health Visitor

Miss S. M. Rodgers, 21, Kings Elms, Barton Stacey.

Shipton Bellinger

Miss J. Powell, 25, Sarum Close, Shipton Bellinger.

Weyhill

Mrs. E. Bailey, 3, Rectory Place, Weyhill.

Bourne Valley - District Nurse/Midwife/Health Visitor

Miss J. W. Parnell, 10, Dines Close, Hurstbourne Tarrant.

Child Welfare Clinics

Amport	The Hut	1st Monday
Appleshaw	Church Hall	3rd Wednesday
Barton Stacey	Garrison Club	2nd and 4th Mondays
Chilbolton	The Hall	1st Wednesday
Longparish	The Hall	2nd Thursday
Shipton Bellinger	Church Hall	4th Wednesday
Upper Clatford	The Hall	1st Tuesday
