

**[Report 1972] / Medical Officer of Health, Andover Borough.**

**Contributors**

Andover (England). Borough Council.

**Publication/Creation**

1972

**Persistent URL**

<https://wellcomecollection.org/works/yew975jx>

**License and attribution**

You have permission to make copies of this work under a Creative Commons, Attribution license.

This licence permits unrestricted use, distribution, and reproduction in any medium, provided the original author and source are credited. See the Legal Code for further information.


Image source should be attributed as specified in the full catalogue record. If no source is given the image should be attributed to Wellcome Collection.



Wellcome Collection  
183 Euston Road  
London NW1 2BE UK  
T +44 (0)20 7611 8722  
E [library@wellcomecollection.org](mailto:library@wellcomecollection.org)  
<https://wellcomecollection.org>

AC. 4415 (1)

U AC. 4415



# *The Health of Andover*

Annual Report of the  
Medical Officer of Health  
1972



REPORT OF ANDOVER


1972



THE HEALTH OF ANDOVER

The Worshipful the Mayor

Councillor O. J. J. Barry




ANNUAL REPORT

OF THE

MEDICAL OFFICER OF HEALTH

1972

Andover



The Worshipful the Mayor

Alderman E. Kendall

Alderman G. Finch


Councillor A. G. Laurence

Councillor L. A. Porter

Councillor M. W. B. Baines

Councillor D. G. Gilman






Digitized by the Internet Archive  
in 2016 with funding from  
Wellcome Library

<https://archive.org/details/b28806621>

BOROUGH OF ANDOVER

1972



The Worshipful the Mayor

Councillor C. J. J. Berry

PUBLIC HEALTH COMMITTEE

Chairman

Alderman L. J. Hunter

Members

The Worshipful the Mayor

Alderman H. Randall

Alderman G. Finch

Councillor R. C. Lawrence

Councillor L. A. Porter

Councillor M. W. D. Bleines

Councillor D. G. Gilham



BOROUGH OF ANDOVER

1972

The Worshipful the Mayor

Councillor G. J. J. Berry

PUBLIC HEALTH COMMITTEE

Chairman

Albertain L. J. Hunter

Members

The Worshipful the Mayor

Albertain H. Rendall

Albertain G. Finch

Councillor R. G. Lawrence

Councillor L. A. Porter

Councillor M. W. D. Rhodes

Councillor B. G. Giffin

STAFF

Medical Officer of Health

A. A. G. Carson, M.B., B.Ch., B.A.O., D.P.H., M.F.C.M.

Chief Public Health Inspector & Borough Shops Act Inspector

R. Stockley, F.A.P.H.I.

Deputy Chief Public Health Inspector

D. F. King, D.M.A., M.A.P.H.I.

Additional Public Health Inspector

B. G. Olding, D.M.A., M.A.P.H.I., M.R.S.H. - to 28.7.72

O. L. Garrigan, D.P.A., M.A.P.H.I., D.A.P.C., M.R.S.H. - from  
16.10.72

Meat Inspector

W. S. Boath

Student Public Health Inspector

J. W. F. Saunders

Medical Officer of Health's Secretary

Miss T. S. Pollard

Chief Public Health Inspector's Secretary

Mrs. P. Thrush

Clerical Assistant

Miss K. H. Higgs - from 10.1.72

OUTDOOR STAFF

Rodent Operator/General Assistant

D. Mundy

A. Prosser



A. Prosser  
D. Hardy

Robert Operator/General Assistant

OUTDOOR STAFF

Miss K. H. Higgs - from 10.1.72

Clinical Assistant

Mrs. F. Thurn

Chief Public Health Inspector's Secretary

Miss T. S. Pollard

Medical Officer of Health's Secretary

J. W. F. Saunders

Student Public Health Inspector

W. S. Booth

Heat Inspector

O. L. Garrigan, D.P.A., M.A.P.H.I., D.A.P.O., M.R.S.H. - from 16.10.72  
B. G. Gilding, D.M.A., M.A.P.H.I., M.R.S.H. - to 28.7.72

Additional Public Health Inspector

D. F. King, D.M.A., M.A.P.H.I.

Deputy Chief Public Health Inspector

K. Stockley, F.A.P.H.I.

Chief Public Health Inspector & Borough Shops Act Inspector

A. A. G. Carson, M.B., B.Sc., B.A.O., D.P.H., M.F.O.M.

Medical Officer of Health

STAFF

B O R O U G H   O F   A N D O V E R

P U B L I C   H E A L T H   D E P A R T M E N T

To His Worship the Mayor,  
Aldermen and Councillors of the Borough of Andover.

Mr. Mayor, Ladies and Gentlemen,

I have the honour to present my annual report for 1972, prepared as directed by the Department of Health and Social Security.

The health of the district was good, with few cases of infectious disease. Only one case of measles was notified during the year !

The estimated mid year population of the Borough was 26,700, an increase of 630. The natural increase (excess of births over deaths) was 170.

In April, the County Council took over responsibility for family planning. The service is now free except for supplies. These are also free where there are medical reasons for their use.

Re-organisation of the Health Service progressed to the point where it is now proposed there shall be six National Health Service Districts with the new Hampshire Area Health Authority.

The Shaw Close Caravan Site was finally closed and cleared of caravans during 1972. This brought to an end an unsatisfactory state of affairs which had continued for far too long. A lesson to be learned from the 'Shaw Close Saga' is referred to on page 41.

I should like to thank the Chief Public Health Inspector and the staff of both his and my Departments for their help in the compilation of this Report.

I have the honour to be,  
Your obedient servant,

A. A. G. CARSON

Medical Officer of Health



## GENERAL STATISTICS

Area : 6,386 acres

Population : The estimated mid-year population of the Andover Borough was 26,700.

The estimated mid-year population trend is as follows :-

1963	1964	1965	1966	1967	1968	1969	1970	1971	1972
18,300	18,900	19,510	20,510	21,880	23,510	24,780	25,680	26,070	26,700

The total number of live births was 440; the number of deaths was 270, showing a natural increase of births over deaths of 170.

Table showing number of births occurring in the Borough  
1963 - 1972

1963	1964	1965	1966	1967	1968	1969	1970	1971	1972
400	398	414	449	515	565	544	508	490	440

Rateable Value : £1,484,405

Product of Penny Rate : £14,000

Number of Inhabited Houses : 8,835

## VITAL STATISTICS

### Births

The Registrar General's figures for live and still-births for 1972 were 440 and 2 respectively.

#### Legitimate and Illegitimate Live Births for 1972

Live Births	Males	Females	Total
Legitimate	206	195	401
Illegitimate	16	23	39
Total	222	218	440

#### Still Births for 1972

Still Births	Males	Females	Total
Legitimate	1	1	2
Illegitimate	-	-	-
Total	1	1	2

### Live Birth Rate

The crude birth rate per 1,000 of the population was 16.5. The corrected birth rate (using a comparability factor of 0.92) was 15.2. The ratio of the local adjusted rate to the national rate was 1.03 to 1.00.

The corrected live birth rate for the Administrative County of Hampshire for 1972 was 15.5 and for England & Wales 14.8 per 1,000 of the population.

#### Table showing Live Birth Rate for the years 1963 to 1972

Year	1963	1964	1965	1966	1967	1968	1969	1970	1971	1972
Rate per Thousand	21.2	20.4	20.6	21.2	23.5	27.6	25.3	22.8	21.6	15.2



## Illegitimate Births

The number of illegitimate births was 39. They made up 9% of the total live births. For the Administrative County of Hampshire the rate was 6% and for England and Wales 9%.

Table showing Illegitimate Birth Rates during the period 1963 - 1972

Year	1963	1964	1965	1966	1967	1968	1969	1970	1971	1972
Total Births	400	398	414	449	515	565	544	508	490	440
Illegitimate	22	22	34	26	30	40	32	29	28	39
Rate	5.5%	5.5%	8.2%	5.8%	5.8%	7.1%	6.0%	6.0%	6.0%	9.0%

## Still Births

There were 2 still-births in 1972, both in legitimate births. This gives a still birth rate of 5.0% per 1,000 total live and still births. In 1971 the rate was 11.0, in 1970 it was 8.0, in 1969 9.0, in 1968 14.0, and in 1967 15.3.

The rates for England and Wales and for the Administrative County of Hampshire were 12.0 and 9.0 respectively.

## Infant Deaths

Eight infants under the age of 1 year died in 1972 in the Borough of Andover.

### Infant Deaths

	Under 1 year		Under 4 weeks		Under 1 week	
	Males	Females	Males	Females	Males	Females
Legitimate	5	3	3	2	2	2
Illegitimate	0	0	0	0	0	0
Total	8		5		4	

Causes of deaths were :

Acute Bronchiolitis	2
Anencephaly	1
Hydrocephalos	1
Prematurity	2
Streptococcal	
Septicaemia	1
Ventricular Septal Defect	1



### Infant Mortality Rate

The number of infant deaths under 1 year per 1,000 live births was 18.0. For the Administrative County of Hampshire it was 15.0 and for England and Wales 17.0.

#### Infant Mortality Rates for period 1967 - 1972

1967	1968	1969	1970	1971	1972
21.4	16.0	18.0	22.0	4.0	18.0

### Legitimate Infant Mortality Rate

The number of legitimate infant deaths under 1 year per 1,000 legitimate live births was 20.0. In 1967 it was 20.6, in 1968 13.3, in 1969 14.0, in 1970 21.0, and in 1971 the rate was 4.0. In England and Wales the rate was 17.0.

### Illegitimate Infant Mortality Rate

This is shown as the deaths of illegitimate infants under 1 year per 1,000 illegitimate live births and for 1972 was zero. In 1967, the rate was 33.3, in 1968 it was 50.0, in 1969 94.0 and in 1970 34.0 and in 1971 the rate was zero. In England and Wales the rate was 21.0.

### Neonatal Mortality Rate

This is the deaths of infants under 4 weeks of age per 1,000 live births and for 1972 was 11.0 compared with rates of 11.6 for 1967, 12.0 for 1968, 15.0 for 1969, 12.0 for 1970 and 4.0 for 1971. For England and Wales the rate was 12.0.

### Early Neonatal Mortality Rate

This rate, which is the deaths of infants under 1 week of age per 1,000 live births, was 9.0 compared with rates of 11.6 for 1967, 8.8 for 1968, 15.0 for 1969, 8.0 for 1970 and 2.0 for 1971. For England and Wales in 1972 the rate was 10.0.

### Perinatal Mortality Rate

The number of deaths of infants under 1 week and still births combined per 1,000 total live and still births was 14.0 in 1972. It was 26.8 in 1967, 22.6 in 1968, 24.0 in 1969, 16.0 in 1970 and 24.0 in 1971. In England and Wales in 1972 the rate was 22.0.

### Maternal Mortality Rate

There were no maternal deaths during the year in the Borough, consequently the Maternal Mortality Rate was zero. The rate was also zero in 1967, 1968, 1969, 1970 and 1971.



## Deaths from all Causes

The Registrar General has recorded the following deaths and they are classified under the International Abbreviated List of Causes (B list) from the manual of the Eighth Revision of the International Classification of Diseases, 1965.

Where headings are omitted from the table there were no deaths in the Borough due to these causes.

Cause of Death	Sex	Total all Ages	Under 4 wks	4 wks and under 1yr	Age in Years							
					1-	5-	15-	25-	35-	45-	55-	65-
B17 Syphilis and Its Sequelae	M	1										
B18 Other Infective and Parasitic Diseases	F	1	1									
B19(1) Malignant Neoplasm - Buccal Cavity etc.	M	1										
B19(2) Malignant Neoplasm - Oesophagus	M F	1 2								1		1
B19(3) Malignant Neoplasm - Stomach	M F	1 2								1		1
B19(4) Malignant Neoplasm - Intestine	M F	6 3							1	1		3 1
B19(6) Malignant Neoplasm - Lung, Bronchus	M F	13 5							1		3	3 1
B19(7) Malignant Neoplasm - Breast	F	4							2	1		
B19(8) Malignant Neoplasm - Uterus	F	2									1	1
B19(9) Malignant Neoplasm - Prostate	M	2										1
B19(11) Other Malignant Neoplasms	M F	6 8									2 2	4 3
B21 Diabetes Mellitus	F	1										



Cause of Death	Sex	Total all Ages	Under 4 wks	4 wks and under 1yr	Age in Years								
					1-	5-	15-	25-	35-	45-	55-	65-	75 & over
Chronic Rheumatic Heart Disease	M	3								1	1		1
Hypertensive Disease	M F	2 3									1	2	1 1
Ischaemic Heart Disease	M F	41 14						1	1	1	12	19	7 7
Other Forms of Heart Disease	M F	11 23										3 1	8 22
Cerebrovascular Disease	M F	15 20								1		6 5	8 13
Influenza	F	1										1	
Pneumonia	M F	8 12										2 2	6 8
) Bronchitis & Emphysema	M F	7 1								2		4 1	1
Peptic Ulcer	M F	1 2										1 2	
Appendicitis	M	1								1			
Intestinal Obstruction and Hernia	M F	1 2										1	1 1
Cirrhosis of Liver	M	2									1		1
Hypertrophy of Prostate	M	1											1
Congenital Anomalies	M F	3 1	1 1	1							1		
Birth Injury, Difficult labour etc.	M	2	2										
Symptoms and Ill Defined Conditions	M F	1 1											1 1
) Other Diseases of Nervous System	M F	2 3										1 2	1 1
) Other Diseases of Circulatory System	M F	1 7									1	1	1 5



Cause of Death	Sex	Total all Ages	Under 4 wks	4 wks and under 1yr	Age in Years							
					1-	5-	15-	25-	35-	45-	55-	65-
B46(7) Other Diseases of Respiratory System	M F	5 1		1 1					1		1	
B46(8) Other Diseases of Digestive System	M F	1 1										
B46(9) Other Diseases, Genito- Urinary System	M	1										1
BE47 Motor Vehicle Accidents	M F	1 1					1 1					
BE48 All Other Accidents	M F	2 2					1					1
BE49 Suicide & Self-Inflicted Injuries	M	2										1
BE50 All Other External Causes	M F	1 1						1 1				
TOTAL ALL CAUSES	M F	146 124	3 2	2 1	- -	- -	2 1	2 1	4 3	8 5	22 10	49 31

The total number of deaths from all causes in the Borough was 270, (male 146; female 124). Thirty four of these occurred under the age of 54 years; 124 deaths were in people of 75 and over.

Diseases of the heart caused 97 deaths or 35.92% of all deaths.

Ischaemic heart disease, causing 55 deaths, accounted for 20.4% of the total number of deaths.

Cerebrovascular Disease, causing 35 deaths, accounted for 12.9% of the total.

Diseases of the heart and circulatory system caused 140 deaths or 51.85% of deaths.

Cancer of all types caused 56 deaths, i.e. 20.7% of all deaths were due to cancer. Eighteen deaths were due to cancer of the lung and bronchus, or, in other words, 32.1% of deaths due to cancers were caused by cancer of the lung and bronchus.

Crude Death Rate per 1,000 estimated population : 10.1

Corrected Death Rate per 1,000 estimated population : 10.6  
(Comparability factor 1.05)

Death Rate per 1,000 estimated population of  
Administrative County of Hampshire : 9.8

Death Rate per 1,000 estimated population of  
England and Wales : 12.1

Ratio of local adjusted rate to national rate : 0.88 - 1.00

Only three deaths due to diseases of the heart and circulatory system occurred below 45 years of age; most were in people over 75 years.

Four deaths due to cancer occurred below the age of 45 years.

Accidents caused six deaths; two involved motor vehicles.



# COMMUNICABLE DISEASES

The number of infectious diseases notified was 23.

Table showing types of infectious diseases in Andover Borough  
in 1972

Disease	Number
Food Poisoning	3
Infective Hepatitis	2
Measles	1
Scarlet Fever	15
Tuberculosis (all types)	2
Total	23

## Measles

Only one case of measles was notified in 1972. The patient was aged 11 months.

## Tuberculosis

Two new cases of tuberculosis were notified during the year. There was one inward transfer.

	Pulmonary		Non-Pulmonary		Total
	Male	Female	Male	Female	
New Cases	2	0	0	0	2
Inward Transfers	0	1	0	0	1
Number on Register as at 31.12.72	117	54	11	18	200
	171		29		

Two cases were removed as both the patients died during the year.

## TUBERCULOSIS

The following statistics have been supplied for the Chest Clinic held at the Andover War Memorial Hospital. The intake of this Clinic includes areas outside the Andover Borough.

Number of cases of tuberculosis under treatment, supervision or observation at 31st December, 1972.

Number of Cases		Men	Women	Children	Total
	Respiratory	102	73	4	179
	Non-respiratory	-	1	-	1
	Total	102	74	4	180

Number of cases of tuberculosis new to the Clinic (but excluding transfers from other Clinics) during the year ended 31st December, 1972.

	Men	Women	Children	Total
Respiratory Non-bacterio- logically confirmed	3	1	1	5
Respiratory Bacterio- logically confirmed	3	-	-	3
Non-respiratory	-	-	-	-
Total	6	1	1	8



## IMMUNISATION AND VACCINATION

### Poliomyelitis Vaccination

Vaccination against poliomyelitis was offered to all persons under 40 years of age. The vaccine generally used is the oral (Sabin) type vaccine which is easier to administer, especially to children. It is important to ensure that the highest possible acceptance rate, especially among young children, is maintained.

The following table shows the number of persons under 16 years of age immunised against poliomyelitis in 1972 in the Borough of Andover.

Age Groups	Numbers Immunised
Children born in 1972	6
" " in 1971	352
" " in 1970	160
" " in 1969	18
" " in 1968-1965	6
Others under 16 years	2
Reinforcing doses under 16 years	488
Total	1,022

### Measles Vaccination

Vaccination against measles began in April 1968, and was confined to children under seven years. In November 1968, this was extended to children up to fifteen years of age.

#### Number of cases of measles reported in the Andover Borough

1967	:	229	1970	:	185
1968	:	98	1971	:	75
1969	:	50	1972	:	1

In 1972, 584 children under 16 years were vaccinated against measles.

### Smallpox Vaccination

The following table shows the number of vaccinations of age groups under 16 years carried out in Andover Municipal Borough in 1972 :

Age at Date of Vaccination	Primary	Re-vaccination
0 - 3 months	-	
3 - 6 months	-	
6 - 9 months	-	
9 - 12 months	1	
1 year	9	-
2 - 6 years	9	6
7 - 16 years	8	115
Total	27	121

Records are not kept over the age of 16 years.

### Diphtheria, Tetanus & Whooping Cough Vaccination

The most frequently used agent is triple Antigen which contains antigens of diphtheria, whooping cough and tetanus. This reduces the number of injections necessary, which are usually commenced when the infant is about three months old. The antigens, given combined in a single vaccine, produce a greater protection to each disease than they would if given separately.

The following table shows the completed courses and booster doses given in 1972 :

Type of Antigen	Primary Course	Booster doses
Triple	537	27
Diphtheria/Tetanus	12	384



### B.C.G. Vaccination

This is offered to all children on reaching the age of thirteen years, by the County Council.

The following table gives more information by schools of B.C.G. vaccination in 1972 :-

School	Number Heaf Tested	No. absent at B.C.G. Session	Positive	Negative	B.C.G. Vacci- nated
Andover Grammar	89	6	3	80	80
Andover County Secondary (Boys)	107	10	4	93	93
Andover County Secondary (Girls)	116	13	9	94	94
Harrow Way County Secondary	158	-	12	146	146
Rookwood	15	-	1	14	14

### German Measles Vaccination

This commenced in the last quarter of 1970 and initially was confined to girls in their 14th year. During 1971 however, it was extended to include girls between 11 and 14 years. 191 girls were protected in 1972.

Booster doses	Primary Courses	Type of Antigen
27	237	Triple
384	12	Diphtheria/Tetanus



## COUNTY HEALTH SERVICES

for the year 1972

<u>Area Nursing Officer</u>	:	Miss M. Addy - to 17.3.72 Mrs. A. Oakley - from 1.4.72
<u>Health Visitors</u>	:	Mrs. T. Annals Mrs. M. K. Brookes Mrs. K. A. Clarke-Jones - from 1.1.72 - to 30.9.72 Miss M. L. Collins - to 28.4.72 Mrs. M. I. Cooper Mrs. M. J. D'Oyly-Wright - from 1.10.72 Mrs. M. Harbottle Miss M. J. Lavelle Mrs. M. Morgan Miss M. F. Roundtree - from 29.5.72 Miss R. Spinelli - to 11.1.72
<u>District Nurses/Midwives</u>	:	Miss M. L. Brown Mrs. R. B. Griffiths - from 1.9.72 Miss E. Langford Mrs. B. M. Mawhinney Mrs. M. B. McKeller - to 15.8.72 Miss J. Rolfe Miss N. Rutter Miss L. A. de Silva Mrs. P. A. Smith Mrs. V. M. Stedman
<u>District Nurses</u>	:	Miss J. M. Batten Miss P. M. Coles - to 20.9.72 Mrs. S. Ginger (part-time) - from 17.1.72 Mrs. G. M. Horton Miss A. Rigby Mrs. D. M. Thorne - from 6.9.72

### ANDOVER HEALTH CENTRE, CHARLTON ROAD, ANDOVER

#### CLINICS

Ante-Natal Relaxation Classes  
Child Guidance Clinic  
Child Health Clinic  
Dental Clinic  
Hearing Clinic  
School Clinic  
Speech Therapy  
Family Planning Clinic  
Tuberculosis Clinic - held at Andover War Memorial  
Hospital

## HOME HELP SERVICES

### ANDOVER BOROUGH AND ANDOVER RURAL DISTRICT

#### Annual Statistics - 1972

Number of Cases on Register at beginning of period	:	170
New Cases during the period	:	178
Total Cases Assisted during the period	:	348

Maternity	:	14
Emergency	:	
Sickness	:	23
Post Hospital	:	23
Child Care	:	3
Special	:	14
Mentally Sick	:	9
Chronic	:	26
Aged - 65 - 74	:	
years	:	61
Aged - 75 yrs.	:	
& over	:	175
		<hr/>
Total	:	348
		<hr/>

Separate Statistics are no longer given for the Andover Borough and Andover Rural District.

#### NATIONAL ASSISTANCE ACT, 1948

Only one case arose under this Act. It involved an old lady, aged 79, living alone, who fell and hurt her leg. She was unable to get about and was not able to devote to herself, or receive from others, the necessary care and attention she required.

Accordingly she was admitted to hospital under the National Assistance (Amendment) Act, 1951, in the first instance for 21 days. Later action was taken under the National Assistance Act, 1948, with a view to having the old lady admitted to a geriatric hospital.







Visits re. nuisances from accumulations of refuse 20

" " drainage and cesspools 35

" " water supply 21

" " Pet Animals Act 1

" " food samples 110

" " water samples 85

" " milk samples 39

" " milk bottle samples 1

Unclassified nuisances 41

Visits re. rats and mice 4

" " insect pests (vermin) 5

" " insect pests (not vermin) 12

" " infectious diseases, suspected food poisoning and associated inquiries 39

" " alleged overcrowding 3

" " smoke abatement and Clean Air Act 14

" " improvement grants and improvement areas 325

Smoke observations 6

Attendances at Courts for Legal Proceedings 15

Interviews 263

---

Informal Notices served 45

Statutory Notices served 11

## COMPLAINTS

One thousand, nine hundred and sixty six complaints were received during 1972, and, whilst much of the work of the Department does not arise out of complaints, they give some indication of its variety and scope.

Blocked or defective drains and sanitary fittings	706
Water Supply	6
Housing defects	29
Overcrowding	1
Food	45
Condition of dustbins	3
Accumulation of refuse	7
Noise	10
Smell	23
Smoke	8
Wasps' nests	331
Vermin insects	27
Other insects (excluding wasps)	197
Dead animals	31
Nuisance from animals	11
Rats and mice	513
Birds	8
Bees	6
Unclassified	4



## WATER SUPPLIES

### Public Supply

The piped supply in the Borough is provided from the mains of the Southampton Corporation Waterworks Department. Reports were received on the bacteriological examination of 166 samples of water taken by that Department during the year. Both raw waters and waters going into supply were sampled. Three samples were taken by the Public Health Department from public supply in various parts of the Borough.

These reports showed that the raw water was of a good standard and the water supplied to consumers was of high bacterial purity and entirely satisfactory. The quantity of supply has been adequate for the requirements of the area.

The report of the Public Analyst on a sample submitted for chemical examination was as follows :-

#### (a) Physical Examination

Colour - Hazen Units - less than 5  
Appearance - clear and bright  
Taste  
Odour - normal

#### (b) General Chemical Examination

(Results in parts per million)

Reaction (pH value)	7.3
Free Carbon Dioxide (as $\text{CO}_2$ )	18
Free & Saline Nitrogen (as $\text{N}$ )	less than 0.01
Albuminoid Nitrogen (as $\text{N}$ )	" " 0.01
Nitrous Nitrogen (as $\text{N}$ )	" " 0.01
Nitric Nitrogen (as $\text{N}$ )	6
Total hardness by E.D.T.A. method ( $\text{CaCO}_3$ )	245
Temporary hardness (as $\text{CaCO}_3$ )	220
Permanent hardness (as $\text{CaCO}_3$ )	25
Total Alkalinity (as $\text{CaCO}_3$ )	220
Oxygen absorbed from $\text{N}/80^3$ permanganate in 4 hours at $27^\circ\text{C}$	0.25
Total Dissolved Solids (dried at $180^\circ\text{C}$ )	350
Free Chlorine	less than 0.05

#### (c) Mineral Analysis

Calcium as $\text{Ca}$	97
Magnesium as $\text{Mg}$	1.0
Sodium as $\text{Na}$	6.5
Carbonate as $\text{CO}_3$	132



(c) Mineral Analysis (contd)

(Results in parts per million)

Chloride as Cl	10
Sulphate as SO <sub>4</sub>	13.5
Nitrate as NO <sub>3</sub>	27
Nitrate as NO <sub>2</sub>	less than 0.05
Silicate as SiO <sub>2</sub>	14
Iron as Fe	0.08
Lead as Pb	" " 0.05
Copper as Cu	0.06
Zinc as Zn	0.78
Fluorine as F	

Observations

The sample was of good quality and apart from a higher than normal zinc content it was free from contamination. The zinc content was probably derived from galvanised piping or a galvanised tank. The quantity present would not constitute a health hazard but could indicate some corrosion taking place in the system.

The number of dwelling houses and the population supplied from the public mains are estimated to be as follows :-

<u>Number of Dwelling Houses</u>	<u>Population</u>
8,355	26,700

Private Supplies

Fourteen houses and two caravans receive water from sources other than public supply. Fourty four samples were taken and submitted for bacteriological examination. There were eight unsatisfactory reports involving four of the supplies, which were subsequently reported as satisfactory on further sampling.

WATERCRESS BEDS

Watercress growing is declining but is still one of the small industries in the Borough.

All cress is grown in water obtained from bores. Four samples were taken from various bores and the results showed the water to be generally of a high standard of purity.



## SWIMMING POOLS (contd)

The Public Health Inspectors take samples for bacteriological examination from the Council's swimming pool and from the pools at four schools in the Borough. Chlorine residual tests are made by the Inspectors at the time of sampling. All are open air pools.

### (a) Borough Swimming Pool

Attention is given to the purity of the water which is circulating at the rate of 13,800 gallons per hour, heated, filtered and chlorinated. Chlorine residual tests are made daily by the pool attendant. Twenty eight samples of water were taken by the Public Health Inspectors during the season, twenty five of which were satisfactory.

The Borough Engineer & Surveyor has supplied the following figures for the year 1972 :

Total number of persons bathing	31,414
Total number of times Season Tickets used (Number of Season Tickets issued:223)	9,437
Total number of schoolchildren	14,771
	<hr/>
	55,622
Total number of spectators	5,141
	<hr/>
TOTAL NUMBER OF USERS :	60,763

### (b) School Swimming Pools

Four school pools were checked by sampling and chlorine testing. Thirty four samples were taken, of which two were unsatisfactory.



## SANITATION

Approximately one hundred and twenty houses are not connected to a main sewerage system, most of these being in the Picket Piece/Ox Drove area. The clearing of blocked drains and fittings is treated as a public health service and 706 of these were cleared forthwith free of charge by the Department's outdoor staff. An emergency drain clearing service is provided by the Public Health Department outside normal working hours.

### (a) Sewerage and Sewage Works

The new Sewage Works is operating satisfactorily and the final effluent is within the Standard set by the River Authority. Trade effluent control is continuing under the Public Health (Drainage of Trade Premises) Act 1947. Five consents have been issued in 1972.

### (b) Public Cleansing

The public cleansing services have been maintained providing a weekly collection for domestic properties and more frequent collections from trade premises and factories.

The cleansing service has been improved by the provision of bulk containers sited on various housing estates for the collection of garden refuse, domestic articles etc., which are too bulky to be put in dustbins. The containers are well used and there is an improvement in the appearance of the estates by a diminution in the amount of litter. It is hoped to extend the service to other parts of the town.

### (c) Public Conveniences

The existing facilities at the Town Centre, George Yard Car Park and Suffolk Road have been maintained. The Town Centre convenience has attendants and wash and brush up facilities. Vandalism, although still occurring, is not a serious problem at the other conveniences.



## SERVICES UNDER THE FOOD & DRUGS ACT, 1955

### A Milk Supplies

#### 1. Milk (Special Designation) Regulations 1963 - 65

The Hampshire County Council has delegated its functions as a Food and Drugs Authority, in relation to the licensing of dealers and processors and the supervision of milk processing and bottling dairies, to the Borough Council. There was no milk processing plant operating in the Borough in 1972.

##### (a) Licences

Dealers are required to hold licences to use the appropriate designations in relation to milk sold by them. The designations are Untreated, Pasteurised, Sterilised and Ultra Heat Treated.

Licences currently in force are as follows :

##### Form B

Dealers (Untreated) Licences

1

##### Form F

Dealers (Pre-packed Milk) Licences

(i) Pasteurised	:	30
(ii) Sterilised	:	4
(iii) Ultra Heat Treated	:	16

##### (b) Pasteurised Milk

###### (i) Dealers including Distribution Depots

Twenty three samples were taken from dealers' and distributors' premises. Only one failed the Methylene Blue or Phosphatase tests.

###### (ii) School Milk

Three samples of milk were taken after delivery to schools. All were satisfactory.

##### (c) Untreated Milk

###### (i) Producers

There is now only one producer/retailer in the Borough bottling untreated milk. The premises and methods of production are under the control of Ministry of Agriculture, Fisheries and Food. Untreated milk is produced from cows which have passed the Tuberculin Test.

###### (ii) Samples

Two samples of untreated milk were submitted for examination. One



passed the Methylene Blue test. It was reported as negative for Brucella Abortus. The other was reported as void.

(d) Sterilised Milk

A small quantity of sterilised milk is distributed in the Borough, having been processed and bottled in other districts. Two samples were taken and satisfied the Turbidity Test.

(e) Ultra Heat Treated Milk

All eight samples that were taken passed the prescribed test.

2. Milk and Dairies (General) Regulations, 1959.

These regulations deal with the registration of dairy farms and dairy farmers, dairies other than dairy farms and distributors of milk. They also regulate conditions under which milk is treated, stored and handled, provisions with regard to the infection of milk and protection against contamination, provisions relating to the cleansing and storage of vessels, utensils and appliances and the conveyance and distribution of milk.

(i) Registration of Distributors

Thirty two distributors were registered in the Borough in 1972.

(ii) Milk Bottle Cleansing

Six washed bottles from the producer/retailer of untreated milk were taken. All were satisfactory.

iii) Prosecutions

During the year five complaints concerning milk purchased in the District were reported to the Public Health Committee.

Details of these are as follows :-

<u>Complaint</u>	<u>Action</u>
1. Dirty Milk Bottle	Prosecuted Dairy. Pledaded guilty. Fined £15 + costs.
2. Dirty Milk Bottle	Prosecuted Dairy. Pledaded guilty. Fined £15 + costs.
3. Dirt in Milk	Prosecuted Dairy. Pledaded guilty. Fined £15 + costs.



ComplaintAction

4. Dirty Milk Bottle

Prosecuted Dairy. Pleaded guilty. Fined £5 + costs.

5. Dirty Milk Bottle

Prosecuted Dairy. Pleaded guilty. Fined £15 + costs.

B Liquid Egg (Pasteurised) Regulations, 1963

There are no egg pasteurisation plants in the Borough and, therefore, no samples were submitted for the Alpha-Amylase test.

C Food Hygiene (General) Regulations, 1970

Regular inspections of food premises continued during the year. The following table shows the number and types of food premises and inspections made. Five hundred and fifty nine visits were made to food premises, excluding stalls and vehicles. Co-operation continued to be given to the inspectors in most cases.

Type of Premises	Total No. of Premises	Total No. of Inspections
Restaurants & Cafes	26	75
Industrial and Staff Canteens	29	26
School Canteens	18	31
Ice-Cream Retailers	58	41
Licensed Premises	37	49
Sausage, pickled and preserved food manufacturers	20	50
Bakers' Shops	6	13
Bakehouses	3	39
Butchers	17	36

Type of Premises	Total No of Premises	Total No. of Inspection s
Grocers and Provisioners	47	96
Wet fish and fried fish shops	10	35
Confectioners	20	31
Greengrocers	13	37

#### D Registered Food Premises

The following are the number and type of premises registered under the Food & Drugs Act, 1955 :

Storage and Sale of Ice-Cream	50
Manufacture of Sausages	8
Cooking of Hams, Brawns, etc., and Pickling of Meats	12

#### E Sale etc. of Food

During the year twenty five complaints concerning various kinds of food stuffs purchased in the District were reported to the Public Health Committee.

Details as follows :-

<u>Complaint</u>	<u>Remarks</u>	<u>Action</u>
1. Unfit Capons	-	Prosecuted producer. Pleaded guilty. Fined £10 + costs.
2. Insect in Tomato Juice	Uncertainty as to when the insect entered the tomato juice	No action.



<u>Complaint</u>	<u>Remarks</u>	<u>Action</u>
3. Nylon Fibre in sweet	-	Warning letter to manufacturer
4. Stale Canned Custard	No evidence of condition of custard when delivered to retailer and retailer could not have known its condition when sold.	No Action
5. Foreign Matter in cheese	Retailer could not have known that the foreign matter was in the cheese and unable to identify the factory concerned in New Zealand.	No Action
6. Iron Rust and Mineral Oil in bread	-	Prosecuted baker. Pled guilty. Fined £25 + Analyst's fee.
7. Caterpillar in can of peas	Considered that all possible steps were taken to prevent foreign matter entering this product.	No Action
8. Coke in frozen beans	Beans produced and packed in Holland.	No Action
9. Fly in canned tomatoes	Tomatoes canned in Italy.	No Action
10. Foreign Matter in Bread	-	Prosecuted Bakers. Pled guilty. Fined £20 + costs.
11. Rust in can of spaghetti	No evidence as to fitness of contents.	No Action
12. Fly eggs on bacon	-	Prosecuted retailer. Pled guilty. Fined £25 + costs.
13. Fly larvae on bacon	Considered retailer made every effort to prevent this type of offence.	No Action
14. Foreign matter in bread	-	Prosecuted baker. Pled guilty. Fined £20 + costs.
15. Mouldy canned steak and kidney pie	No evidence as to when the pie was mouldy.	No Action



<u>Complaint</u>	<u>Remarks</u>	<u>Action</u>
16. Unfit Cream	Difficulty in proving date of sale stated by complainant.	No Action
17. Fly larvae on Pork	-	Prosecuted retailer. Pledged not guilty. Fined £50 + costs.
18. Mouldy Apple Pie	No evidence of negligence by either party.	No Action
19. Fermented Pineapple Juice	Retailer could establish a defence and manufacturers were a foreign company.	No Action
20. Fruit Flies in Canned Apricots	Importer could establish a defence and canner was a foreign company.	No Action
21. Mouldy Cheese Spread	-	Prosecuted retailer. Pledged guilty. Fined £25 + costs.
22. Metal in Sausage in Batter	-	Prosecuted fryer. Pledged guilty. Fined £25 + costs.
23. Metal in Fried Chicken	-	Prosecuted fryer. Pledged guilty. Fined £25 + costs.
24. Metal in Bread	-	Prosecuted retailer. Pledged guilty. Fined £10 + costs.
25. Wasp in Cake	-	Prosecuted retailer. Pledged guilty. Fined £10 + costs.

#### Ice-Cream

Samples were taken from most premises in the Borough where ice-cream was sold to the public. Those selling loose or soft ice cream, i.e. for cornets, wafers, with meals or in sundaes, were sampled more frequently than those selling wrapped ice cream. Eighty four samples were taken and submitted to the Public Health Laboratory at Winchester for examination by the Methylene Blue Reduction Test with the following results :

- 61 samples were placed in Provisional Grade 1
- 16 samples were placed in Provisional Grade 2
- 6 samples were placed in Provisional Grade 3
- 1 sample was placed in Provisional Grade 4



## Fresh Cream

Samples were taken from most premises in the Borough where fresh cream was sold to the public. Eighteen samples were taken and submitted to the Public Health Laboratory at Winchester for examination by the Methylene Blue Reduction test. Sixteen were satisfactory.

## G Food Stalls & Delivery Vehicles

A total of 182 inspections of stalls and vehicles were made during the year.

### Saturday Market

The market continued to operate during the year and stall holders selling foodstuffs were as follows :-

Fruit & Greengrocery	-	5
Fish	-	1
Butchers	-	2
Dairy Products	-	1
Canned & Packeted Foods	-	3

The Council provides at the Guildhall for the use of the market traders :-

- (i) Supplies of hot and cold water and a waste water disposal point.
- (ii) Wash hand basins with hot and cold water supplies, paper towels, soap and nailbrushes.
- (iii) First aid materials.

These are all under the charge of an attendant on Saturdays and their use is free to market traders.

The Council provides a continuous refuse collection service throughout the operation of the market; two men and a refuse vehicle being employed for this purpose.

Stall-holders selling open food other than fruit and vegetables are required to provide the stalls of the vehicle or caravan type raised off the ground, with an integral floor. All preparation and selling is carried out from inside the stall and food exposed for sale is additionally protected by transparent top and side screens.

Stalls selling fruit are required to be screened on three sides and the top.

In consideration of the facilities provided by the Council, Exemption Certificates from the requirement of Regulations 15, 16 and 17 are held by ten food traders.

Frequent inspections were made by the Public Health Inspectors and co-operation by the traders was generally good. Verbal warnings were given on several minor matters, principally concerning the failure to display names and addresses on the stall, and the positioning of side screens on fruit stalls.

#### Mobile Food Shops & Delivery Vehicles

Regulations also deal with these vehicles and 42 such vehicles were inspected during the year. Informal action was taken in several instances to bring these vehicles up to the standard required by the Regulations.

#### H Disposal of Unfit Food

Unfit food condemned, or surrendered to the Department, was disposed of at the Rural District's tip at Chilbolton.

The following unfit food (excluding meat at the abattoir) was dealt with during the year.

<u>Food</u>	<u>Weight</u>		
	<u>Tons</u>	<u>Cwt</u>	<u>Lb</u>
Meat (excluding meat at the Slaughterhouse)		1	64
Canned meat and cooked meat		1	21
Other Canned foods	1	-	13
Total :	1	2	98



## DISINFESTATION

### (a) Rodent Control - Prevention of Damage by Pests Act, 1949

#### (i) Organisation

The Council's Rodent Operators deal with infestations of rats and mice. A free service is provided for domestic premises. Business and agricultural premises are treated on a cost of labour, materials and transport basis. Some industrial and business premises are regularly inspected and treated as necessary by contract with servicing companies.

Premises and land thought likely to become infested by rats and mice were visited by the Rodent Operators at suitable intervals as a matter of routine.

#### (ii) Statistics

Total number of properties (including nearby premises) inspected following noti- fication	2,858
--	-------

Number infested by rats	486
-------------------------	-----

Number infested by mice	68
-------------------------	----

Total number of properties inspected for rats and/or mice for reasons other than notification	2,043
--	-------

Number infested by rats	135
-------------------------	-----

Number infested by mice	15
-------------------------	----

(b) Insects

Work carried out by the Department's General Assistants at premises was as follows :-

Ants	112
Bees	6
Beetles	33
Bugs	8
Carpet Beetles	6
Cockroaches	11
Earwigs	4
Fleas	17
Flies	12
Lice	2
Silverfish	4
Others	15

A liquid, powder or smoke insecticide is applied as necessary.

Wasps' nests are usually destroyed with smoke fumers and 331 of these were dealt with by the Department during 1972.



## CLEAN AIR

### Dark Smoke

Two contraventions were recorded during the year and advice and warnings given.

### Furnaces

Eleven notifications of intention to install furnaces were received in accordance with Section 3 of the Clean Air Act. No application for prior approval of furnace installations were received.

### Height of Chimneys

Three applications for approval of chimney heights were received under Section 6 of the Clean Air Act, 1968. One application (for chimneys at the new Swimming Pool and Sports Hall) was refused; the proposed chimney height being more than 3 metres below that required. A further application for the correct height was approved early in 1973.

## ANIMAL BOARDING ESTABLISHMENTS ACT, 1963

### PET ANIMALS ACT, 1951

The Council have appointed G. H. Gilbert Esq., M.R.C.V.S., of Whitchurch to carry out inspections under the above mentioned Acts.

Three applications for licences to keep Boarding Establishments were granted during the year following satisfactory reports from the Veterinary Surgeon.

Two licences under the Pet Animals Act were issued.

## HOUSING

### 1. Slum Clearance

Further progress was made on the small amount of slum clearance remaining, as follows :-

#### Houses Demolished

<u>Number</u>	<u>Address</u>	
4	37 Millway Road	) All previously reported as closed
	79 New Street	
	9 Anton Lane	
	84 Vigo Road	

#### Clearance Areas Declared

<u>Number</u>	<u>Houses</u>	<u>Address</u>
1	8	12 - 26 Albany Road (even nos. inc.) Declared in July, 1972. Clearance Order made and confirmed.

#### Rehousing

<u>Persons</u>	<u>Families</u>	<u>Address</u>
2	1	55 South Street )
1	1	57 South Street ) Clearance
2	1	61 South Street ) Area.
2	1	67 South Street ) C.P.O.
3	1	71 South Street ) confirmed
3	1	73 South Street ) in 1972.
2	1	30 East Street - Demolition
		Order
15	7	

### 2. Housing Repairs etc. Notices

Number of houses made fit after informal action	:	10
Number of houses made fit after service of formal notice	:	6



### 3. Improvement Grants

Work during the year is summarised below.

#### (a) Standard Grants - 1.1.72 - 31.12.72

##### Applications

Received	..	..	..	..	..	..	5
Approved	..	..	..	..	..	..	5
Refused	..	..	..	..	..	..	Nil

##### Grants Paid

Number	..	..	..	..	..	..	20
Amount	..	..	..	..	..	..	£757

##### Amenities Provided

Baths or showers	..	..	..	..	..	..	9
Wash hand basins	..	..	..	..	..	..	13
Sinks	..	..	..	..	..	..	-
Hot water supplies	..	..	..	..	..	..	17
Inside w.c.s	..	..	..	..	..	..	4

#### (b) Improvement (Discretionary) Grants - 1.1.72 - 31.12.72

##### (i) Applications for Improvements

Received	..	..	..	..	..	..	46
Approved	..	..	..	..	..	..	43
Refused	..	..	..	..	..	..	Nil

Amount of Grant Approved .. .. £30,602

##### Grants Paid

Number	..	..	..	..	..	..	36
Amount	..	..	..	..	..	..	£20,869

(ii) Applications for Conversions

Received	..	..	..	..	..	..	..	1
Approved	..	..	..	..	..	..	..	1
Refused	..	..	..	..	..	..	..	Nil
Amount of Grant Approved	..	..	..	..	..	..	..	£805
<u>Grants Paid</u>								
Number	..	..	..	..	..	..	..	Nil
Amount	..	..	..	..	..	..	..	Nil

4. Compulsory Improvement

(a) Improvement Areas

The Council continued action under the powers of the Housing Act, 1964, in the two Improvement Areas declared in January and July, 1968. The position as at 31st December, 1972, was as follows :-

(i) No.1 (South Street) Improvement Area

Tenanted Houses

Lacking standard amenities on Declaration of the Area	: 20
Improved to the full standard	: 17
Subject to Undertakings	: Nil
Subject to Suspended Improvement Notices	: 1
Subject to Final Improvement Notices	: 2

Owner/occupied Houses

Owner/occupied houses in the Area improved since it was declared	: 2
--	-----



(ii) No. 2 (St. John's Road/Vigo Road) Improvement Area

Tenanted Houses

Lacking standard amenities on Declaration of the Area :	34
Improved to the full standard since Declaration :	27
Subject to Undertakings :	Nil
Subject to Suspended Improvement Notices :	2
Subject to Final Improvement Notices :	Nil
No further action to be taken (lack ventilated food stores only) :	5

Owner/occupied Houses

Owner/occupied Houses in the Area improved since it was declared	: 6
--	-----

(b) Representations by Tenants

Under Section 19 of the Housing Act 1964, a tenant may make representations to the Council for the exercise of the power to compel an owner to improve a house by the provision of the standard amenities lacking. Action during 1972 was as follows :-

<u>Representations received from Tenants</u>	<u>Undertakings from owners to improve accepted</u>	<u>Immediate Improvement Notices Served</u>	<u>Decision not to require Improvement</u>	<u>Improvements completed following Sec.19 Representations</u>
--	---	---	--	--

-

-

-

-

2



## HOUSING 1972

The total of local need housing reached 1,598 in 1972 with the completion of the last 37 houses on the Charlton Estate. With no further houses under construction the local waiting list applicants will have to depend on vacancies arising on existing estates and such allocation as the Greater London Council are able to make from Town Development Housing. The waiting list is increasing due to the high cost of private housing, the high interest rates on mortgages and the shortage of private rented accommodation.

The Town Development programme proceeded with completions on King Arthur's Way which is now some  $\frac{2}{3}$  complete with 615 houses and flats handed over and less than 300 units to be completed. The first houses on Stage 1 of Roman Way were completed and a further 27 one bedroom flats at the Oval completed the Cricketers Way estate. The total of Town Development houses reached 2142.

Housing was allocated to employees of Warne Surgical Products; Electronic Flometers; Londis Holdings; Monkton Engineering; W. J. Hubbard and Bastat Holdings, together with a large number of staff for employers already established in Andover. A significant number of building workers were also housed to improve the labour position in this important sector.

Work proceeded on remedial work at King Arthur's Way, in particular the replacement of Indulex panels, and a number of tenants were rehoused to avoid inconvenience during the progress of the work.

The year was remarkable in the numbers of tenants who were able to arrange exchanges with other tenants both locally and in distant areas, either to obtain more suitable accommodation or to move following other employment. Rent arrears and tenancy problems continued on a high level, and these are possibly reflecting the current social problems throughout the country.

### Housing Construction

#### (1) Borough Council

The second phase of 37 units on the Charlton Housing Estate has been completed. Work has not yet commenced on the Southend Road Site. It is hoped work will commence on 60 units early in 1973. Consideration is being given to the use of Council owned land in Watery Lane for the construction of 40 houses.

#### (2) Town Development

A total of 2,142 houses have been completed by the end of 1972 under the Town Development Scheme. Construction is continuing on 252 units on Area 7 and 188 units on Area 8. It is hoped to commence approximately a further 400 houses during 1973.



## RENTS

### Housing Act 1969 & Housing Finance Act, 1972

#### Qualification Certificates

Part III of the Housing Act 1969, dealing with the conversion of controlled to regulated tenancies in privately rented dwellings, was superseded by Part III of the Housing Finance Act 1972 on 27th August, 1972. Applications for Qualification Certificates not disposed of before that date were to be treated as if made or issued under the new Act.

The new Act provides for all controlled tenancies to be converted to regulated tenancies by stages between 1st January 1973 and 1st July 1975, irrespective of whether or not they are in good repair and provided with the standard amenities (provided the dwelling is not subject to formal slum clearance action). Fair rents, fixed by the Rent Officer, will take into account the state of repair and amenities provided. The first "band" of dwellings affected are those with a rateable value (as at 31st March, 1972) of £60 or more and subsequent "bands", of lower rateable values, come into rent regulation at six monthly intervals.

Applications to the Council for Qualification Certificates are likely to reduce in number as applicable dates for rent regulation arrive for successive bands of rateable value. Landlords will be more likely to apply directly to the Rent Officer for registration of a Fair Rent as there will no longer be a requirement that they should produce a Qualification Certificate from the Council.

Proceedings during 1972 were as follows :-

#### Improvement Cases

Applications for Qualification Certificates	:	1
Provisional Approval Certificates issued	:	1
Final Qualification Certificates issued after improvement	:	21

#### Standard Amenities Already Provided

Applications for Qualification Certificates	:	21
Qualification Certificates issued	:	8
Qualification Certificates refused	:	13
Outstanding applications standing deferred at 31.12.72 to give the owner the opportunity to remedy defects	:	12

#### Exemption for Low Income Tenants

Number of Certificates issued	:	Nil
-------------------------------	---	-----



## CARAVAN SITES

Four licensed caravan sites were in operation at the beginning of 1972.

### Shaw Close

As anticipated in the last Annual Report, the Shaw Close Caravan Site was finally closed during the year and the site cleared. There is an important lesson to be learned from the considerable and continuing problems over a long period of time which arose from the operation of this severely sub-standard caravan site.

It is this :-

If it is right from the planning viewpoint that land should be used as a multiple, residential caravan site, then an application for such use should be granted without limitation of time or for a very long period of time. If it is not right that the land should be so used, then planning permission should be refused and the consequences of such refusal accepted. It is not right to grant a short term permission, followed by a series of further short term permissions which result in a long term use, but prevent the licensing authority from imposing site licence conditions necessary to provide a properly equipped and maintained site.

The Caravan Sites remaining in use at the end of the year were :

Harewood Caravan Park : Thirty permanent residential caravans and five additional touring caravans between 1st April and 30th September; unlimited period for planning consent and site licence. Works to improve conditions on this site by the provision of individual w.c.s, sinks, water supplies and drainage connections at each caravan standing, in place of the existing communal facilities, are to be completed by 31st December, 1976.

Ashley, Ox Drove : Three permanent residential caravans

8a Picket Piece : One permanent residential caravan.



## MEAT AND MEAT INSPECTION

### (a) Slaughterhouse

The Public Abattoir continued to operate during the year. Slaughtering was carried out by a contractor who occupies the abattoir under a twenty-one year lease which was signed in January, 1967. Through-put was low and the abattoir continues to be under-used.

### (b) Meat Inspection

Six thousand, two hundred and sixty eight animals were slaughtered and all were inspected by the Meat Inspector or Public Health Inspectors. The Authorised Meat Inspector carried out all meat inspection except when relieved by the Public Health Inspectors for holidays etc. Meat Inspection was carried out in accordance with the detailed instructions in the Meat Inspection Regulations, 1963, and all carcasses passed as fit were stamped with a stamp identifying the Council and the Inspector.

### (c) Condemned Meat

Voluntary surrender of all meat found to be unfit is obtained and this is retained in a separate condemned meat room until collected by a reputable contractor who deals with it in conformity with the requirements of the Meat (Sterilization) Regulations.

### (d) Slaughter of Animals Act

The Temple-Cox or Cash captive bolt type humane killer is used at the abattoir for the larger animals. Pigs and sheep are stunned with the Electroethaler. Every endeavour is made to ensure that animals are slaughtered without pain or suffering.

The Slaughter of Animals Act provides for the licensing of slaughtermen. Four applications for licences were granted. No contraventions of the provisions of the Act or of the Prevention of Cruelty Regulations were noted during the year and no action by the Council was necessary.



(e) Statistics

The following table gives details of the animals killed and the carcasses and offal inspected and condemned in whole or in part :

	Cattle exc. Cows	Cows	Calves	Sheep and Lambs	Pigs
Number Killed	3,783	7	7	718	1,753
Number Inspected :	3,783	7	7	718	1,753
<u>All Diseases except</u>					
<u>Tuberculosis and Cysticerci</u>					
Whole carcasses condemned	1	1	-	6	8
Carcasses of which some part or organ was condemned	1,501	4	1	70	322
Percentage of the number inspected affected with disease other than T.B. and Cysticerci	39.07%	71.43%	14.03%	10.58%	18.28%
<u>Tuberculosis only</u>					
Whole carcasses condemned	-	-	-	-	-
Carcasses of which some part or organ was condemned	2	-	-	-	5
Percentage of the number inspected affected with Tuberculosis	0.05%	-	-	-	0.28%
<u>Cysticercosis</u>					
Whole carcasses condemned	-	-	-	-	-
Carcasses of which some part or organ was condemned	8	-	-	-	-
Carcasses submitted to treatment by refrigeration	8	-	-	-	-
Percentage of the number inspected affected with Cysticercosis	0.21%	-	-	-	-
Total Weight of Carcasses and Organs condemned	18904lb	6011b	51b	7171b	20341b



## POULTRY INSPECTION

There is one poultry processing establishment in the Borough, the establishment previously used for processing hens has closed down.

The Council's Public Health Inspectors carry out inspections of suspected birds put aside by experienced spotters.

The following information is required by the Department of Health and Social Security for inclusion in this Annual Report.

- (i) Number of poultry processing establishments : 1
- (ii) Number of visits to these premises : 32
- (iii) Total number of birds processed during the year : 26,000 (estimate)
- (iv) Types of birds processed :
  - Turkeys : 26,000 (estimate)
- (v) Percentage of birds rejected as unfit for human consumption :
  - Turkeys : Average 1 per week
- (vi) Weight of poultry condemned as unfit for human consumption :
  - 2 cwt 72 lb (estimate)
- (vii) Turkey Processor

The processor has his own farm. Rigid poultry hygiene is maintained and there is a system of inspection and culling supervised by Veterinary Inspectors of the Ministry of Agriculture, Fisheries & Food. Post mortem inspections were by an experienced spotter and there were very few rejected birds. Regular checks by a Public Health Inspector were also made.

## OFFICES, SHOPS AND RAILWAY PREMISES ACT, 1963

The Council's Public Health Inspectors are appointed as Inspectors for the purposes of this Act. Two hundred and ninety eight premises were on the register at the end of the year, sixty seven of which received a general inspection and one hundred and sixty four visits were made by the Inspectors. Twelve contraventions were found and forty three remedied during 1972.

The Annual Report for 1972 on the Council's proceedings under this Act has already been sent to the Department of Employment and Productivity.



Annual Report of the Medical Officer of Health  
in Respect of the Year 1972 for the Borough  
of Andover in the County of Hampshire

Prescribed Particulars on the Administration  
of the Factories Act, 1961

PART I OF THE ACT

1 INSPECTIONS for purposes of provisions as to health (including inspections made by Public Health Inspectors)

Premises (1)	Number on Register (2)	Number of		
		Inspections (3)	Written Notices (4)	Occupiers Prosecuted (5)
1) Factories in which Sections 1, 2, 3, 4 and 6 are to be enforced by Local Authorities	2	1	-	-
2) Factories not included in (1) in which Section 7 is enforced by the Local Authority	110	30	-	-
3) Other Premises in which Section 7 is enforced by the Local Authotity (excluding out- workers' premises)	7	3	-	-
TOTAL	119	34	-	-



2 - CASES in which DEFECTS were found

Particulars (1)	Found (2)	Number of cases in which defects were found			Number of cases in which prosecutions were instituted (6)
		Remedied (3)	Referred to H.M. Inspector (4)	Referred by H.M. Inspector (5)	
Want of Cleanliness (S.1)	-	-	-	-	-
Overcrowding (S.2)	-	-	-	-	-
Unreasonable temperature (S.3)	-	-	-	-	-
Inadequate ventilation (S.4)	-	-	-	-	-
Ineffective drainage of floors (S.6)	-	-	-	-	-
Sanitary conveniences (S.7)					
(a) Insufficient	-	-	-	-	-
(b) Unsuitable or defective	2	3	-	-	-
(c) Not separate for sexes	-	-	-	-	-
Other offences against the Act (not including offences relating to Out-work)	-	-	-	-	-
TOTAL	2	3	-	-	-

PART VIII OF THE ACT

Outwork

(Sections 133 and 134)

Nature of Work (1)	Section 133			Section 134		
	No. of outworkers in August list required by Section 133(1)(c) (2)	No. of cases of default in sending lists to the Council (3)	No. of prosecutions for failure to supply lists (4)	No. of instances of work in un-wholesome premises (5)	Notices served (6)	Prosecution (7)
Wearing ) Making Apparel ) etc., ) Cleaning ) and ) Washing	5	-	-	-	-	-





