

**[Report 1970] / Medical Officer of Health, Alton R.D.C.**

**Contributors**

Alton (England). Rural District Council.

**Publication/Creation**

1970

**Persistent URL**

<https://wellcomecollection.org/works/fxpjr9hj>

**License and attribution**

You have permission to make copies of this work under a Creative Commons, Attribution license.

This licence permits unrestricted use, distribution, and reproduction in any medium, provided the original author and source are credited. See the Legal Code for further information.

Image source should be attributed as specified in the full catalogue record. If no source is given the image should be attributed to Wellcome Collection.



Wellcome Collection  
183 Euston Road  
London NW1 2BE UK  
T +44 (0)20 7611 8722  
E [library@wellcomecollection.org](mailto:library@wellcomecollection.org)  
<https://wellcomecollection.org>



THE RURAL DISTRICT OF ALTON

---

**ANNUAL REPORT**

OF THE

MEDICAL OFFICER OF HEALTH

AND


CHIEF PUBLIC HEALTH INSPECTOR

ACKD. BY

for the year

1970

f



THE RURAL DISTRICT OF ALTON

ANNUAL REPORT

OF THE

MEDICAL OFFICER OF HEALTH

AND

CHIEF PUBLIC HEALTH INSPECTOR

Digitized by the Internet Archive  
in 2016 with funding from  
Wellcome Library

COUNCIL OFFICES,


Barren End,

Lenton Street,

Alton,

Hants.

(Telephone: - ALTON 52263)



ALTON RURAL DISTRICT COUNCIL

Chairman of the Council ..... H. G. Brock, Esq.

Vice-Chairman ..... W. E. Hardy, Esq.

THE RURAL DISTRICT OF ALTON

---

PUBLIC HEALTH AND GENERAL PURPOSES COMMITTEE

Chairman of Committee .... Lt. Col. D. R. S. Sabes

Vice-Chairman .... B. Spence, Esq.

ANNUAL REPORT  
OF THE  
MEDICAL OFFICER OF HEALTH  
AND  
CHIEF PUBLIC HEALTH INSPECTOR  
FOR THE YEAR

G. Currier, Esq.

1970

B. Clark, Esq.

---

The Rt. Hon. The Viscountess Hesperden

W. E. Hardy, Esq.

J. B. Irving, Esq.

P. E. Pethbridge, Esq.

Lt.-Col. Sir James W. Scott, Bt.

Mrs. J. B. Singleton

Council Offices,  
Barton End,  
Lenten Street,  
Alton,  
Hants.

(Telephone:- ALTON 82263)

.....

...

.

THE RURAL DISTRICT OF ALTON

ANNUAL REPORT  
OF THE  
MEDICAL OFFICER OF HEALTH  
AND  
CHIEF PUBLIC HEALTH INSPECTOR  
FOR THE YEAR

1970

Printed by the  
Alton Press  
Alton  
Hants.  
(Telephone: Alton 6555)

# ALTON RURAL DISTRICT COUNCIL

Chairman of the Council      . . . . . W. G. Brock, Esq.

Vice-Chairman      . . . . . W. E. Hardy, Esq.

## PUBLIC HEALTH DEPARTMENT STAFF

### PUBLIC HEALTH AND GENERAL PURPOSES COMMITTEE

Chairman of Committee      . . . Lt. Cdr. D. R. S. Saban

Vice-Chairman      . . . B. Samuel, Esq.

Chief Public Health Inspector  
and Petrolium Officer

J. H. Johnson,  
C.B.S.I., M.A., F.H.I.

Additional Public Health Inspector

E. Encknap,  
M.S.H., M.A., F.H.I.

### COMMITTEE MEMBERS

C. E. Bingham, Esq.

W. G. Brock, Esq.      P. F. Mercer

G. Corner, Esq.      Mrs. G. Happer

E. Giles, Esq.      Mrs. D. Evans

The Rt. Hon. The Viscountess Hampden

W. E. Hardy, Esq.      J. W. Sebastian

I. B. Irving, Esq.

P. R. Pethybridge, Esq.

Lt.-Col. Sir James W. Scott, Bt.

Mrs. J. B. Singleton

oooooooooooooooooooo

ooo

.0.

# ALTON RURAL DISTRICT COUNCIL

Chairman of the Council ..... W. G. Brock, Esq.  
Vice-Chairman ..... W. E. Hardy, Esq.

## PUBLIC HEALTH AND GENERAL PURPOSES COMMITTEE

Chairman of Committee ..... Lt. Col. D. R. S. Soper  
Vice-Chairman ..... S. Samuel, Esq.

## COMMITTEE MEMBERS

C. E. Simpson, Esq.  
W. G. Brock, Esq.  
G. Gurner, Esq.  
E. Giles, Esq.  
The Rt. Hon. The Viscountess Hampton  
W. E. Hardy, Esq.  
I. H. Irving, Esq.  
T. R. Pethbridge, Esq.  
Lt.-Col. Sir James W. Scott, Bt.  
Mr. J. S. Singleton

continued

END

62

# INDEX

## ANNUAL REPORT OF THE MEDICAL OFFICER OF HEALTH

### PART I

### General Report of the Medical Officer of Health (Pages 1-11)

#### PUBLIC HEALTH DEPARTMENT STAFF

Introductory Letter	Page 4
Accidents in the Home	7
Alton Rural District - General Statistics of Area	2
Sanitation Services	8
Anti-malarial Prevention Clinics	9
Medical Officer of Health	- I. H. C. Morton, M.B., Ch.B., D.P.H., D.Obst.
Family Planning	
Chief Public Health Inspector and Petroleum Officer	- J. H. Johnson, C.R.S.I., M.A.P.H.I.
Health Visit Service	
Additional Public Health Inspector	- R. Enticknap, M.R.S.H., M.A.P.H.I.
Immigration State of the District	
Infectious Diseases - Prevalence of (Table 3)	
Infectious Diseases and Other Diseases - Commentary	
Clerks	- P. F. Mercer
Drainage	
Food Poisoning	- Mrs. G. Hopper
Infectious Impetigo	
Spewage	- Mrs. D. Evans (Hampshire County Council)
Tuberculosis	
Pest Control Officer	- J. W. Debenham
Laboratory Facilities	10
Swigs on Warble Scheme	8
National Assistance Act, 1946 (Section 47)	8
Road Accidents	2
School Health Services	2
Social Services	11
Tuberculosis Services - Chest Clinics	2
Over Radiography and X-ray Services	10
Venereal Disease Services	2
Vital Statistics - Statistical Tables (Pages 1-6)	
Deaths - Age & Sex Distribution (Table 1)	4
Deaths - Analysis of Causes (Table 1)	2
Vital Statistics - Summary and Current Rates (Page 7)	
Deaths	2
Infant Mortality Rates	2
Live Births	2
Maternal Deaths	2
Still Births	2

PUBLIC HEALTH DEPARTMENT STAFF

Medical Officer at Health - I. H. C. Horton,  
M.B., Ch.B., D.P.H., F.C.D.

Chief Public Health Inspector and Revision Officer - J. H. Johnson,  
C.R.S.I., M.A.P.H.I.

Additional Public Health Inspector - E. Encknap,  
M.B.S.H., M.A.P.H.I.

Clarks - P. V. Barker  
- Mrs. G. Hopper  
- Mrs. B. Evans  
(Incorporated County Council)

Post Control Officer - J. W. Debenham

Annual Report of the Chief Public Health Inspector  
 - Sanitary Circumstances of the Area -  
 (Page 1)

I N D E X

ANNUAL REPORT OF THE MEDICAL OFFICER OF HEALTH		Page
<u>PART I</u>		
- General Report of the Medical Officer of Health (Pages 1-11)		
Introductory Letter	...	Page 1
Accidents in the Home	...	7
Alton Rural District - General Statistics of area	...	2
Ambulance Services	...	8
Ante-natal relaxation classes	...	9
Child Health Clinics	...	8
Family Planning	...	7
General Health Services of area - provision of	...	8-11
Health Education	...	7
Home Help Service	...	7
Hospital Services	...	8
Immunisation State of the District	...	6
Infectious Diseases - Prevalence of (Table 3)	...	5
Infectious and Other Diseases - Commentary	...	
Dysentery	...	5
Food Poisoning	...	5
Infectious Hepatitis	...	5
Measles	...	5
Tuberculosis	...	5
Venereal Diseases	...	5
Laboratory Facilities	...	10
Meals on Wheels Scheme	...	6
National Assistance Act, 1948 (Section 47)	...	8
Road Accidents	...	7
School Health Services	...	9
Social Services	...	11
Tuberculosis Services - Chest Clinics	...	9
Chest Radiography and X-Ray Services	...	10
Venereal Disease Services	...	9
Vital Statistics - Statistical Tables (Pages 3-4)	...	
Deaths - Age & Sex Distribution (Table 2)	...	4
Deaths - Analysis of Causes (Table 1)	...	3
Vital Statistics - Summary and Current Rates (Page 2)	...	
Deaths	...	2
Infant Mortality Rates	...	2
Live Births	...	2
Maternal Deaths	...	2
Still Births	...	2

# INDEX

## GENERAL REPORT BY THE MEDICAL OFFICE OF HEALTH

General Report of the Medical Office of Health  
(Pages 1-11)

Page 1	Introduction
2	Statistics for the Year
3	Annual Health Statistics - General Statistics of Year
4	Annual Statistics
5	Annual Health Statistics - General
6	Child Health Statistics
7	Family Statistics
8-11	General Health Statistics of Year - Division of
12	Health Statistics
13	How Health Statistics
14	Medical Services
15	Immunity and State of the District
16	Infectious Diseases - Prevention of (Table 2)
17	Infectious and Other Diseases - Summary
18	Summary
19	Food Poisoning
20	Infectious Diseases
21	Measles
22	Tuberculosis
23	Venereal Diseases
24	Laboratory Facilities
25	Health of Women and Children
26	National Sanitation Act (Table 4)
27	Food Inspection
28	Health of Fish and Wildlife
29	Social Services
30	Preventive Services - Child Clinic
31	Child Nutrition and Food Services
32	Preventive Services
33	Vital Statistics - Summary (Table 1-4)
34	Births - Age and Sex Distribution (Table 1)
35	Deaths - Analysis of Causes (Table 2)
36	Vital Statistics - Summary and General Notes (Page 3)
37	Births
38	Infant Mortality Rate
39	Live Births
40	Infant Deaths
41	Still Births

- Sanitary Circumstances of the Area -  
(Pages 12-32)

Introductory Letter	...	Page 12
Animal Boarding Establishments Act, 1963.	...	17
Caravans	...	18-19
Common Lodging Houses	...	18
Domestic Drainage	...	14
- Table 2	...	22
Factories	...	18
- Table 5	...	24-26
Food - Inspection and Supervision	...	14
- Table 3	...	22
Food Hygiene (Markets, Stalls and Delivery Vehicles) Regulations, 1966.	...	14
Food Hygiene Regulations	...	14
Food Sampling	...	15-16
Hop-pickers' Accommodation	...	17
Housing (including Council Housing)	...	19
Ice Cream	...	15
Improvement Grants for Housing	...	19-20
Improvement Grants (Discretionary)	...	20
- Tables 7-10	...	27
Special Grants	...	20
Standard Grants	...	20
- Tables 11-13	...	28-29
Milk	...	15
Milk Sampling	...	15
Noise Abatement Act, 1960.	...	17
Offices, Shops and Railway Premises Act, 1963.	...	18
- Table 6	...	26
Pet Animals Act, 1951.	...	17
Petroleum Acts.	...	17
Public Health Inspectors' Visits	...	20
- Table 14	...	30
Public Works	...	20
- Tables 15A and 15B	...	31-32
Rent Act, 1957.	...	18
Rodent Control	...	16
- Table 4	...	23
Sewerage	...	13-14
Swimming Pools	...	17
Water Supplies	...	13
- Table 1	...	21

Summary of the Contents of the Report -  
(Pages 12-22)

12	Introduction
13	Animal Slaughter Establishments Act, 1901
14-15	Coroners
16	Common Lodging Houses
17	Domestic Drainage
18	Factories
19-20	Food - Inspection and Supervision
21	Food Hygiene (Licensing, Control and Delivery Vehicles) Regulations, 1905
22	Food Hygiene Regulations
23-24	Food Sanitation
25	Registration of Accommodations
26	Sanitary Licensing Control (Sanitary)
27	Ice Cream
28-29	Improvement Grants for Housing
30	Improvement Grants (Sanitary)
31	Special Grants
32	Standard Grants
33-34	Milk
35	Milk Sanitation
36	Milk Act, 1905
37	Offices, Shops and Railway Premises Act, 1901
38	Table 1
39	Preventive Act, 1901
40	Preventive Act
41	Public Health Inspectors' Act
42	Table 2
43-44	Public Works
45	Table 3A and 3B
46	Sanitary Act, 1901
47	Sanitary Control
48	Table 4
49-50	Sanitation
51	Sanitation
52	Table 5

ALTON RURAL DISTRICT COUNCIL

Telephone Number:-  
ALTON 82263

Barton End,  
Lenten Street,  
Alton, Hants.

To:- The Chairman and Members of the Alton Rural District Council.

Mr. Chairman, Ladies and Gentlemen,

I have the honour to present my Report for 1970, prepared as directed by the Department of Health.

The health of the District has been good. Some cases of influenza were reported but no major outbreak. There was a small measles outbreak during the summer, a thing which occurred elsewhere in the country, though not universally. Infectious hepatitis was not a problem. There was an increase in cases of the sexually transmitted diseases which is in line with figures throughout the county.

The population was estimated at 29,040. This is an increase of 570 on 1969. The natural increase was 257. There is nothing remarkable in these figures but it may be noted that the Birth Rate is 19.7 per 1,000 compared with the National Rate of 16.

The sewerage scheme for Bentley, Binsted and Froyle progressed well. It is hoped that the sewage works and the sewers will be operative in August or September, 1971.

Work was well advanced on building of Old People's bungalows on land acquired from Alton Urban District Council in the town.

Plans were completed for the new developments at Bordon Village and the Erie Camp estate and work is expected to start soon.

The Local Authorities Social Services Act, 1970, authorised the establishment by County Councils of Social Services Departments. The effect is to combine the former Welfare and Children's Departments and to remove from Health the functions of Home Help Service, Mental Welfare and Child Minding.

In conclusion I must thank Lt.-Cdr. Saban and the Members of the Public Health and General Purposes Committee for their continued support and encouragement, and Mr. Johnson and my staff of the Public Health Department for their never-failing loyalty and assistance.

I am,

Sir,

Your obedient servant,

MEDICAL OFFICER OF HEALTH

# ALTON RURAL DISTRICT COUNCIL

Baron End,  
London Street,  
Alton, Hants.

Telephone Number -  
ALTON 81262

For the Chairman and Members of the Alton Rural District Council

Mr. Chairman, Ladies and Gentlemen,

I have the honour to forward my report for 1970, prepared as directed by the Department of Health.

The health of the district has been good. Some cases of influenza were reported but no major outbreaks. There was a small measles outbreak during the summer, a thing which occurred elsewhere in the country, though not universally. Infectious hepatitis was not a problem. There was an increase in cases of the sexually transmitted diseases which is in line with figures throughout the country.

The population was estimated at 22,000. There is an increase of 470 in 1970. The natural increase was 277. There is continuing mortality in these figures but it may be noted that the death rate is 10.1 per 1,000 compared with the National rate of 10.

The average school for health, fitness and family programme was 12. It is hoped that the average work and the health will be representative in August 1971.

Work was well advanced on building of Old People's houses on land donated from Alton Urban District Council in the town.

Plans were completed for the new development at Barton Village and the new Group estate and work is expected to start soon.

The Local Authorities Social Services Act, 1970, authorised the establishment of a County Council of Social Services Department. The effect is to combine the former welfare and children's departments and to transfer from health the functions of home help services, mental welfare and child guidance.

In conclusion I must thank Mr. C. J. Bates and the members of the Public Health and General Purposes Committee for their continued support and encouragement, and Mr. Johnson and my staff of the Public Health Department for their ever-faithful loyalty and assistance.

I am,

Sir,

Yours obedient servant,

*John G. Bates*

JOHN G. BATES

PART IGENERAL REPORT OF THE MEDICAL OFFICER OF HEALTHSTATISTICS OF THE DISTRICTGENERAL

Area in acres	...	65,526
Rateable Value as at 31.12.70	...	£1,005,087
Product of the penny rate 1969-70	...	£3,956
Product of the penny rate 1970-71	...	£4,037
Population estimated as mid-1970	...	29,040
Number of habitable houses	...	9,510

MEDICALLive BirthsRate for England & Wales

Total number	529	
Rate per 1,000 population	18.2	
Rate per 1,000 adjusted by Comparability Factor (1.08)	19.7	16.00
Illegitimate included in total	52 (10%)	8%

Still Births

Total (2 illegitimate)	4
------------------------	---

Total All Births

533

Deaths

Total number	272	
Rate per 1,000 population	9.4	
Rate per 1,000 adjusted by Comparability Factor (0.92)	8.6	11.7
Infants (all legitimate)	8	
- Under 1 week	- 6	
1-4 weeks	- 1	
4 weeks-1 yr	- 1	

Infant Mortality Rates

Total (deaths under 1 year per 1,000 live births)	- 15	18
Neo-natal (under 4 weeks per 1,000 live births)	- 13	12
Early neo-natal (under 1 week per 1,000 live births)	- 11	19
Perinatal (still births and under 1 week per 1,000 all births)	- 19	23

Maternal Deaths

1

Rate per 1,000 all births	1.8
---------------------------	-----

(TABLE 1)

## ANALYSIS OF CAUSES OF DEATH

Disease	Male	Female	Total
Other Infective and Parasitic Diseases	2	—	2
Malignant Neoplasm, Stomach	2	1	3
Malignant Neoplasm, Intestine	2	4	6
Malignant Neoplasm, Larynx	—	1	1
Malignant Neoplasm, Lung, Bronchus	3	1	4
Malignant Neoplasm, Breast	—	11	11
Malignant Neoplasm, Uterus	—	1	1
Malignant Neoplasm, Prostate	2	—	2
Leukaemia	—	1	1
Other Malignant Neoplasms	4	6	10
Other Endocrine etc. Diseases	1	—	1
Mental Disorders	1	—	1
Other Diseases of the Nervous System	—	1	1
Chronic Rheumatic Heart Disease	1	1	2
Hypertensive Disease	2	6	8
Ischaemic Heart Disease	36	40	76
Other Forms of Heart Disease	3	8	11
Cerebrovascular Disease	15	24	39
Other Diseases of Circulatory System	11	11	22
Influenza	3	—	3
Pneumonia	9	9	18
Bronchitis and Emphysema	4	5	9
Other Diseases of Respiratory System	1	2	3
Peptic Ulcer	—	2	2
Intestinal Obstruction and Hernia	5	—	5
Cirrhosis of Liver	2	—	2
Other Diseases of Digestive System	2	2	4
Nephritis and Nephrosis	1	1	2
Other Diseases, Genito-Urinary System	1	—	1
Other Complications of Pregnancy etc.	—	1	1
Congenital Anomalies	3	—	3
Birth Injury, Difficult Labour etc.	2	1	3
Other Causes of Perinatal Mortality	—	1	1
Symptoms and Ill Defined Conditions	1	2	3
Motor Vehicle Accidents	4	1	5
All Other Accidents	1	1	2
Suicide and Self-Inflicted Injuries	3	—	3
All Other External Causes	—	1	1
TOTALS:-	127	146	273

(TABLE 2)

## AGE AND SEX DISTRIBUTION OF DEATHS

Age Group	Under 1	1-	5-	15-	25-	35-	45-	55-	65-	75-	85-	95-	Total
Male	6	2	1	4	1	1	8	21	33	30	20	-	127
Female	2	-	-	-	2	3	6	14	22	60	33	4	146

Total Number of Deaths - Male 127  
Female 146

273

There is a remarkable drop in deaths from lung cancer - 4 compared with 13 last year.

Coronary heart disease is still by far the commonest cause.

There were 6 deaths of infants under one week and prematurity was a factor in 3. 2 deaths of older infants were due to illnesses.

The one maternal death was due to a complication arising after delivery.

(TABLE 3)

PREVALENCE OF INFECTIOUS DISEASES

The following cases were notified during the year, with the previous five years for comparison:-

Disease	Totals for					
	1965	1966	1967	1968	1969	1970
Scarlet Fever	10	4	21	5	10	7
Whooping Cough	13	-	45	-	-	-
Measles	467	49	423	47	68	123
Dysentery	5	10	41	-	2	3
Infective Hepatitis	Not	Notifiable		21	94	7
Food Poisoning	1	3	-	2	10	-
Acute Encephalitis	-	-	-	-	-	2

COMMENTS ON INFECTIOUS DISEASESMEASLES

There was a small outbreak in July-September. This has occurred in places all over England and may be due to the small epidemic of 1969 having left a low level of resistance in the population (which has not been raised by voluntary immunisation).

INFECTIVE HEPATITIS

Has dwindled as suddenly as it appeared but it is likely to remain with us.

DYSENTERY

Two of the cases, husband and wife, were taken severely ill within hours of returning home from India. The organism was *Shigella Boydii*. Both recovered after hospital treatment and no secondary cases occurred.

The third was *Shigella sonnei* contracted in Greece.

FOOD POISONING

Although no cases of illness were notified, it is known that both *Salmonella typhimurium* and *Salmonella agona* were found during investigations of sporadic gastro-enteritis in small children. No source of infection was found.

TUBERCULOSIS

One new case was notified - a man age 30.

There were 167 cases on the Register at the end of the year.

VENEREAL DISEASES

No cases of syphilis were reported.

There were two cases of gonorrhoea known and fourteen of other sexually transmitted diseases.

National figures continue to rise.

## IMMUNISATION

The following table shows the numbers of children reported as immunised during the year:-

BORN IN ....	1970	1969	1968	1967	1966-63	Others under 16	Total
<u>Primary</u>							
Triple	36	254	66	13*	15*	-	384
Poliomyelitis	18	268	69	10	14	1	380
Measles	-	163	190	64	189	1	607
Smallpox	4	132	162	31	15	-	344
* 5 received Diphtheria-Tetanus only							
<u>Booster</u>							
Triple	-	31	60	25	45	9	170
Diphtheria-Tetanus	-	-	12	9	329*	29	379
Poliomyelitis	-	7	27	35	380	71	520
Smallpox re-vaccn	-	-	-	-	20	-	20
* 5 received Diphtheria only							

Rubella - No clinics were held in schools before the 31st December, 1970. 8 children were immunised otherwise.

B.C.G. - There were no sessions during the year.

## MEALS ON WHEELS

6,924 meals were served - 600 more than last year.

Normally, they were served on two days a week, but where need existed, three or four per week were served.

The average cost was 1/6d. (7½p) but with rising costs, this will have to go up to 10p in 1971.

The ever-increasing clientele and the distances in a rural district have meant a great deal of hard work by the Organiser and the Drivers, and I should like to thank Mrs. J. M. Keane and Mrs. N. E. Pugh and the Staff most sincerely for their efforts.

## FAMILY PLANNING

I am indebted to Dr. Margaret Lloyd of the Alton Family Planning Association for the following notes:-

Although there is now a Clinic in Petersfield, Alton had over 1,000 patients during the year. They are mainly married women but young couples about to be married are encouraged to seek advice and a number of unmarried girls were also seen.

The pill is still the most popular method but the diaphragm is encouraged as an alternative in younger women. It is hoped to start a domiciliary service next year for certain categories of greatest need.

Sterilisation of the husband has been very successful in a number of cases but it is not possible to obtain it without payment except on strong medical grounds.

Over 200 cervical smears were taken, none of which proved positive.

There is a growing demand for advice on sub-fertility and marital problems.

## ROAD ACCIDENTS

I am indebted to the Chief Constable of Hampshire for his analyses of road accidents, on which the following remarks are based.

The total number rose by almost 5% on the 1969 figure and although there were slightly fewer deaths, the number of serious accidents was over 11% up.

Over half the casualties were car drivers and passengers. One third were pedestrians.

The principal cause of accidents was "turning right carelessly" and the next, "losing control".

## HEALTH EDUCATION

There was a renewed anti-smoking campaign following the second report of the Royal College of Physicians. The Health Education Council lent an experimental mobile exhibition to Hampshire and this was used on several sites.

Talks were again given on "Learning to Live" and on drug abuse.

## ACCIDENTS IN THE HOME

I am indebted to the Secretary, Lord Mayor Treloar Hospital, Alton, for the following figures of home accidents sent to hospital:-

The total was 132 - 54 more than last year.

There were more falls - 57 in all, 29 being over 60, but only two serious injuries and more swallowings - 16 - including warfarin, metal polish and fertiliser - none fatal.

## HOME HELP SERVICE

(Alton Urban & Rural Districts)

The staff averaged 20 Home Helps and 13 Good Neighbours. 4 new Helps were engaged; 5 resigned.

152 cases received help, 136 aged or chronically ill, 3 emergency sickness, 5 convalescent, 7 maternity and 1 child care.

## NATIONAL ASSISTANCE ACT, 1948.

Action was necessary in the case of one elderly lady, already in hospital with debilitating illness, who insisted that she would return to a very insanitary cottage. She eventually accepted accommodation in a County Home.

### PROVISION OF GENERAL HEALTH SERVICES

#### AMBULANCE SERVICES

The Ambulance Service is conducted by Hampshire County Council who supply details of journeys to the Public Health and General Purposes Committee every half year.

Application for the use of ambulances should be made to the Central Ambulance Control at Winchester (Telephone Number is Winchester 61644 (6 lines)).

#### HOSPITALS

Basingstoke and District General Hospital, Basingstoke.

Lord Mayor Treloar Hospital, Alton.

Alton General Hospital (Maternity), Alton.

#### CHILD HEALTH CLINICS

Child Health Clinics for children under the age of five years are available throughout the District as follows:-

<u>Clinic</u>	<u>Address</u>	<u>Day of clinic per month</u>
		(At 2.0 p.m. unless otherwise stated)
Alton	Inwood Health Clinic	(Every Tuesday (2nd & 3rd Thursdays (2nd & 4th Fridays
Bentley	Memorial Hall	3rd Wednesday
Bordon	Opposite Army Medical Centre, Bordon Camp	(Every Monday and Thursday (
Four Marks	Village Hall, Lymington Bottom.	(2nd & 4th Tuesdays (
Froyle	Methodist Church School	2nd Friday (11.0 a.m. to 12 noon)
Headley (Bordon)	Church Centre	2nd Friday
Lindford	Lindford & District Working Men's Club, Liphook Road.	(1st & 3rd Tuesdays ( (
Longmoor	Welfare Centre, The Barracks	(2nd & 4th Tuesdays (
Medstead	Church Room	1st & 3rd Thursdays
Oakhanger	Village Hall	3rd Friday (2.0-2.45 p.m. only)
Ropley	Coffee Room	1st Monday
Whitehill	Congregational Church Hall, Liphook Road.	(1st & 3rd Mondays ( (

### ANTE-NATAL RELAXATION CLASSES

Ante-natal relaxation classes are held at the Inwood Health Clinic, Alton, on Wednesday afternoons.

### SCHOOL HEALTH SERVICES

Clinics are held as follows:-

- |                       |   |
|-----------------------|---|
| <u>Dental</u>         | - At schools  |
| <u>Ophthalmic</u>     | - Inwood Health Clinic, Alton.<br>(4th Monday - morning and afternoon)* |
| <u>Speech Therapy</u> | - Inwood Health Clinic, Alton.<br>(Every Thursday morning)*             |

\* By appointment through the County Medical Officer, Winchester.

### TUBERCULOSIS SERVICES

#### Chest Clinics

Chest Clinics which serve this District are as under:-

- |                    |   |
|--------------------|---|
| <u>ALDERSHOT</u>   | - Northfield Hospital,<br>Redan Road,<br>Aldershot.<br>(Telephone:- Aldershot 21365)                |
| <u>BASINGSTOKE</u> | - Basingstoke General Hospital,<br>Hackwood Road,<br>Basingstoke.<br>(Telephone:- Basingstoke 5001) |

### VENEREAL DISEASES

Special clinics for the treatment of venereal diseases are available as follows:-

- |                  |  |
|------------------|--|
| <u>ALDERSHOT</u> | - Aldershot General Hospital,<br>St. George's Road,<br>Aldershot.<br>(Telephone:- Aldershot 23201) |
|------------------|--|

- |              |              |                          |
|--------------|--------------|--------------------------|
| <u>Women</u> | - Mondays    | - 11.0 a.m. to 1.00 p.m. |
|              | - Wednesdays | 2.0 p.m. to 4.00 p.m.    |
| <u>Men</u>   | - Mondays    | - 11.0 a.m. to 1.0 p.m.  |
|              |              | 4.0 p.m. to 6.0 p.m.     |

- |                   |  |
|-------------------|--|
| <u>WINCHESTER</u> | - Royal Hampshire County Hospital,<br>(Out-patients' Annexe),<br>Romsey Road,<br>Winchester.<br>(Telephone:- Winchester 63535) |
|-------------------|--|

- |              |             |                         |
|--------------|-------------|-------------------------|
| <u>Women</u> | - Mondays   | - 2.30 p.m. to 4.0 p.m. |
|              | - Thursdays | 3.0 p.m. to 4.30 p.m.   |
| <u>Men</u>   | - Mondays   | - 2.30 p.m. to 4.0 p.m. |
|              |             | 3.0 p.m. to 4.30 p.m.   |

## LABORATORY FACILITIES

Bacteriological examinations are carried out at the Public Health Laboratory, Royal Hampshire County Hospital, Winchester.

Chemical analyses are carried out by arrangement with the Public Analyst, Trafalgar Place, Clive Road, Portsmouth.

Once again I express my thanks to the Directors of the two laboratories for their continued co-operation and helpful assistance.

### CHEST RADIOGRAPHY SERVICE, SOUTHAMPTON AREA

Southampton Area - 7 Archers Road, Southampton.

Sessions for General Practitioner referrals and the general public will continue for the next few years. The revised and extra sessions are as shown.

The visits to Andover, Basingstoke, Lymington, Totton and Winchester will cease at the end of September, 1971.

All visits to towns and villages for general public surveys have now ceased.

All visits to factories for industrial surveys have now ceased.

### CHEST X-RAY SERVICE, SOUTHAMPTON.

7 Archers Road,  
Southampton.

<u>MONDAY</u>	9.30 a.m. to 12.15 p.m. 1.30 p.m. to 4.30 p.m. 5.00 p.m. to 8.00 p.m.
<u>TUESDAY</u>	9.30 a.m. to 12.15 p.m.
<u>WEDNESDAY</u>	9.30 a.m. to 12.15 p.m. 1.30 p.m. to 4.30 p.m.
<u>THURSDAY</u>	9.30 a.m. to 12.15 p.m. 1.30 p.m. to 4.30 p.m.

The Hospital,  
Hythe

1st and 3rd Thursday in each month

5.00 p.m. to 7.00 p.m.

#### NOTES:-

1. Children under 10 years of age cannot be X-rayed.  
Those aged 10-14 years, only at written request of their General Practitioner.
2. No sessions are held on Public Holidays, or on the evening of Christmas Eve.

## SOCIAL SERVICES

Since the Social Services Act, of 1970, the Welfare Service has been re-organised.

The Social Services Department now covers the fields previously covered by Welfare and Children's Departments, such special sections as the Blind and Deaf and some former Health functions, notably Home Help, Child Minding and Mental Welfare.

The Area Director of Social Services for North-East Hampshire is Mr. C. B. Fisher, and his office is located at Hippodrome House, Birchett Road, Aldershot. (Telephone Number:- Aldershot 28312).

The Alton Urban and Rural Districts are covered by Group 6A, based on the Social Services Office, Paper Mill Lane, Alton (Telephone Number:- Alton 83966). The Group Social Services Officer is Mr. W. C. Spencer. Office hours are from 9.0 a.m. to 5.30 p.m. Mondays to Fridays (daily). For emergencies outside these hours, telephone the Ambulance Control (Winchester 61644) for the name and number of the Social Worker on duty.

ALTON RURAL DISTRICT COUNCIL

Telephone Number  
ALTON 92263

THE RURAL DISTRICT OF ALTON

Barrow End,  
Lenton Street,  
Alton, Hants.

To: The Chairman and Members of the Alton Rural District Council.

Mr. Chairman, Ladies and Gentlemen,

I have the honour to submit my report on the Sanitary Circumstances of the Rural District of

ANNUAL REPORT

As in previous years the statement is made at the end of the report and the front of the report deals with the work carried out as a statutory requirement.

OF THE

CHIEF PUBLIC HEALTH INSPECTOR

FOR THE YEAR

It is unfortunate that plans for the sewer for the Four Works, Medstead and Wokinghams are being postponed because of the difficulty of finding a suitable site for the treatment works. I would hope that this will be remedied by the time my report is issued.

1970

The sewerage of the Northern Area proceeds apace and should be in operation at the end of 1971.

I take this opportunity of expressing my appreciation to the Chairman and Members of the Public Health and General Purposes Committee for their continued support and once again to thank the officers of other departments for their help and co-operation during the year.

SANITARY CIRCUMSTANCES

Particulars of the work of the staff of the Public Health Department and efficient work of the Staff of the Public Health Department and to thank them for all their helpful assistance throughout 1970.

OF THE AREA

Yours obediently

CHIEF PUBLIC HEALTH INSPECTOR



PART II  
REPORT OF THE CHIEF PUBLIC HEALTH INSPECTOR  
SANITARY CIRCUMSTANCES OF THE AREA  
ALTON RURAL DISTRICT COUNCIL

WATER SUPPLIES

All built-up areas of the District have piped main water supplies, from the Mid-Southern Water Company.

Telephone Number:-  
ALTON 82263

Barton End,  
Lenten Street,  
Alton, Hants.

To:- The Chairman and Members of the Alton Rural District Council.

Mr. Chairman, Ladies and Gentlemen,

I have the honour to submit my report on the Sanitary Circumstances of the Rural District of Alton for the year 1970.

As in previous years the statistics are at the end of the report and the front of the report deals in detail with the work carried out as a statutory requirement.


It is unfortunate that plans to provide a sewer for the Four Marks, Medstead and Ropley areas are being protracted because of the difficulty of finding a suitable site for the treatment works. I would hope that this will be resolved by the time my next report is issued.

The sewerage of the Northern areas proceeds apace and should be in operation at the end of 1971.

I take this opportunity of expressing my appreciation to the Chairman and Members of the Public Health and General Purposes Committee for their continued support and once again to thank the officers of other departments for their help and co-operation during the year.

Particularly I wish to acknowledge the continuing loyal and efficient work of the Staff of the Public Health Department and to thank them for all their helpful assistance throughout 1970.

Yours obediently,

  
CHIEF PUBLIC HEALTH INSPECTOR.

ALTON RURAL DISTRICT COUNCIL

Eastern End,  
Linton Street,  
Alton, Hants.

Telephone Number,  
ALTON 81103

To:- The Chairman and Members of the Alton Rural District Council.

Mr. Chairman, Ladies and Gentlemen,

I have the honour to submit my report on the sanitary circumstances of the Rural District of Alton for the year 1970.

As in previous years the operations are at the end of the report and the report of the report is in detail with the work carried out as a sanitary improvement.

It is recommended that plans be provided a week for the four weeks, Saturday and Sunday and being provided because of the difficulty of finding a suitable site for the treatment works. I would hope that this will be resolved by the time my next report is issued.

The opening of the Northern Area process plant and should be in operation at the end of 1971.

I take this opportunity of expressing my appreciation to the Chairman and members of the Public Health and General Purposes Committee for their continued support and once again to thank the officers of other departments for their help and co-operation during the year.

Particularly I wish to acknowledge the continuing local and efficient work of the staff of the Public Health Department and to thank them for all their helpful assistance throughout 1970.

Yours faithfully,

JOHN PEARCE, GENERAL PRACTITIONER

## PART II

### REPORT OF THE CHIEF PUBLIC HEALTH INSPECTOR

#### SANITARY CIRCUMSTANCES OF THE AREA

##### WATER SUPPLIES

All built-up areas of the District have piped main water supplies, from the Mid-Southern Water Company.

There are a few isolated areas not supplied by mains for economic reasons, and there are still a number of properties in the western part of the District, i.e., Four Marks, Medstead and Ropley, relying on underground rainwater storage tanks but this, however, is slowly diminishing.

Mains supplies have been satisfactory, both in regard to quality and quantity. Samples are regularly taken for analysis by the water undertakers and copies of the analysts' reports are submitted to the Council.

The fluoride content of the water is 0.1 parts per million.

As aforesaid, there still remain isolated pockets of development which rely upon sources of water supply other than the mains and five routine samples from these supplies were taken during the year: all results were satisfactory.

Complaints were again received about discoloration of the mains water supply; again these were all passed to the Water Company concerned but despite appropriate action being taken by them, the complaints persisted.

No notifications of water disconnection were received during the year.

For the number of properties and approximate population served by main water see Table 1 in the Statistical Section of this report.

##### SEWERAGE

Areas of the District already sewered are as follows:-

<u>Parish</u>	<u>Area and Treatment</u>
Bentley	- Part, effluent treated by broad land irrigation.
Binsted	- Holt Pound area, with discharge into the sewers of the Farnham Urban District Council.
Grayshott	- The whole built-up area, with discharge into the Council's own treatment works at Lindford.
Headley	- Headley Down and Arford areas, with discharge into the Lindford treatment works.
Whitehill	- Lindford, Bordon and Whitehill areas, with discharge into the Lindford treatment works. - Greatham area, with discharge into the sewers of the Petersfield Rural District Council.
Selborne	- Main village area, with works at Selborne.

The Military Camp areas of Bordon and Longmoor, including approximately 610 quarters, are sewered and all dwellings connected. The Bordon Camp area discharges into the Council's own treatment works at Lindford but the Longmoor Camp area discharges into the War Department's own works.

The Council receives into its works at Lindford sewage from adjacent areas of the Haslemere Urban District Council and Hambledon Rural District Council.

Generally, the larger Council housing estates where sewers are not available are provided with their own treatment plants.

#### DOMESTIC DRAINAGE

During the year connections to the Council's sewers continued steadily as also did the provision of new septic tank systems in areas not provided with sewers.

Details of sewer connections are shown in Table 2 in the Statistical Section of this report.

#### INSPECTION AND SUPERVISION OF FOOD

Food and Drug legislation divides enforcement provisions between District Councils and Food and Drugs Authorities. The Food and Drugs Authority for this District is the Hampshire County Council.

Generally speaking, the division is that the District Council is responsible for the provisions regarding purity of food, i.e., fitness for human consumption, whereas the Food and Drugs Authority is responsible for the provisions relating to adulteration, misrepresentation, labelling and the like. Sundry complaints regarding foreign bodies in food are immediately referred to the Food and Drugs Authority.

A report on the work of the Food and Drugs Authority appears later on in this section.

There are no slaughterhouses in the District.

Foodstuffs inspected in shops and stores and surrendered for condemnation were as shown in Table 3 in the Statistical Section of this report.

One complaint was made of food being unfit: this was dealt with informally.

#### FOOD HYGIENE REGULATIONS

These Regulations contain provisions in respect of the hygienic handling of food and the construction and maintenance of premises where food is handled.

Routine inspection of food premises continued during the year. Generally the standard was good but a few cases of minor infringements were dealt with by informal notice.

The following are details of food premises subject to these Regulations, grouped in categories of trade carried out in them:-

Butchers - 12; Fishmongers - 2; Dairies - 1; Off-licences - 4;  
General stores - 36; Grocers - 14; Greengrocers - 6; Warehouses - 1;  
Bakehouses - 1; Cafes and Restaurants - 15; Fried Fish Shops - 2  
Public Houses - 41

#### FOOD HYGIENE (Markets, Stalls & Delivery Vehicles) REGULATIONS, 1966.

In two cases, informal action was necessary under these Regulations.

## MILK

All milk retailed in the District has to be covered by one of the Special Designations - "Pasteurised", "Sterilised", "Ultra Heat Treated" and "Untreated".

Licences to use a Special Designation in relation to milk are issued by the Council under delegated powers from the Hampshire County Council.

Fifteen such licences have been issued.

## MILK SAMPLING

No milk sampling was carried out by this authority during 1970.

## ICE CREAM

There is one ice cream manufacturer registered in the District and there are premises which use a soft ice cream machine.

There are seventy-five premises registered for the storage and sale of pre-packed ice cream.

## FOOD SAMPLING

I am indebted to Mr. J. S. Preston, M.I.W.M.A., Chief Inspector of Weights and Measures, Hampshire County Council, for the following information which he has kindly supplied:-

During the year ended the 31st December, 1970, 112 samples were procured under the Food and Drugs Act, 1955, within the area of the Alton Rural District Council.

### Milk Samples

54 samples of milk, including 4 of "Channel Islands" were obtained, 2 were found to be unsatisfactory.

The two unsatisfactory samples were taken on different days from a farm bulk tank. Examination of the milking plant revealed that a depression in one of the pipe-lines was causing some of the water used for the cleaning-out process to be retained. This was brought to the attention of the producer, together with the fact that he should ensure that milk is entirely free from added water. Subsequent follow-up samples were satisfactory.

### Miscellaneous Samples

58 samples of articles other than milk were taken, 5 of these being the subject of adverse reports. These were:-

#### 1. Orange Honey Marmalade.

The sample contained an excess amount of sulphur dioxide used as preservative. This was taken up with the manufacturers.

#### 2. Low Calorie Apple Squash.

This article was found to contain cyclamic acid, which was prohibited with effect from 1st January, 1970. Steps were taken to withdraw from sale any similar stock at the retailers but the position was somewhat complicated by the fact that the labels of soft drinks normally refer only to the presence of artificial sweetener. Prior to the change in the Regulations, no distinction was made between cyclamates and saccharin.

### 3. Spiced Pork.

The sample contained 71% of meat whereas the accepted minimum of meat content of such products should be 80%. The matter was brought to the notice of the packer, who immediately saw to the amendment of his recipe to bring the product up to the required standard.

### 4. Apple Pie - Consumer complaint.

The pie was submitted by the purchaser who removed the pie from the cardboard container some two hours after purchase and noticed signs of mould growth on the pie. Inquiries at the shop revealed that the pie had been sold well beyond its appropriate shelf-life. Legal proceedings were instituted and a fine of £15 with £14. 14. 0. costs was imposed.

### 5. Biscuit - Consumer complaint.

This sample consisted of a biscuit and part of the packet in which the biscuit was purchased. Traces of web and frass were found round the biscuit and also inside the packet but no traces of insect or insect larva could be detected. Inquiries are being continued in this case.

## General

In addition to the samples taken under the Food and Drugs Act, the usual attention was given to the labels and descriptions of food and drugs under the provisions of the Labelling of Food Order and the Pharmacy and Medicines Act. No matters of consequence occurred.

## RODENT CONTROL

Under the Prevention of Damage by Pests Act, 1949, the primary obligation is upon the Council to ensure that, so far as it is practicable, its area is kept free from rats and mice. The Act does not relieve the owners or occupiers of premises of their responsibility for the actual destruction of rats and mice.

A free treatment service is given, upon request, to private houses, but a charge on an "ad hoc" basis is made to agricultural, industrial and commercial premises where treatment is carried out. Where regular treatment of such premises is found necessary, an attempt is made to persuade the occupiers to take up a permanent contract with a private company.

For details of general infestations and treatments see Table 4 in the Statistical Section of this report.

The tables relate only to the number of properties inspected and/or treated and not to the number of actual inspections or visits. Treatments always involve several visits during the work and follow-up visits subsequently to ensure total clearance of infestation.

The Council properties are visited regularly once a month and oftener if found necessary.

In addition to the service of rodent control, assistance was also given to the public in connection with other infestations as follows:-

Wasps' nests destroyed	- 101
Swarms of bees destroyed	- 2
Treatment for flies	- 16
Treatment for fleas	- 12
Fumigations	- 4

In addition to the more normal work of the Pest Control Officer, the Department received requests to undertake the disinfestation of aircraft. This request was complied with and three aircraft were treated for *Blattella Germanica* (cock-roaches).

### SWIMMING POOLS

There are no public swimming pools in the District but there are six restricted use pools.

One, in Bordon Camp, is for the use of military personnel and families only, and is under constant supervision by the Army Hygiene Section.

Three others at primary schools in the District are for the use of the scholars only, under the supervision of the teaching staff. All have filtration and chlorination plants.

A fifth is at Lord Mayor Treloar College, Froyle, for the use of the pupils and staff.

A sixth is at Grayshott Hall Health Centre, Grayshott, for use by residents.

In addition to the above, there are a number of private pools in the District and the Department was called upon to give advice on the treatment of the water when the instructions given with the pools proved inadequate.

### PET ANIMALS ACT, 1951.

Three premises are licensed under the Pet Animals Act, 1951.

Visits were made during the year without any cause for action being found.

### ANIMAL BOARDING ESTABLISHMENTS ACT, 1963.

During the year twelve applications under the above Act were received: these varied from the largest - to board 100 dogs and 25 cats, to the smallest - to board 6 dogs. These premises were duly inspected and advice given where necessary. All were issued with the appropriate licence which has conditions attached to it requiring safeguards as to sanitation and the safety and health of dogs and cats boarded on the premises.

### NOISE ABATEMENT ACT, 1960.

Various complaints were made under the provisions of this Act. All were dealt with informally.

### PETROLEUM ACTS

In 1964 the licensing procedure for the storage of petroleum was amended so as to issue a licence for petroleum mixtures separate from petroleum spirit.

89 petroleum spirit storage licences and 13 petroleum mixtures storage licences were issued during the year.

No new tanks were installed during the year.

### ACCOMMODATION FOR HOP-PICKERS

The number of huts in use and of pickers employed has declined enormously since the installation of hop-picking machines which are operated mainly by local labour, and there is now only one such hut in use.

The majority of seasonal labour is now employed in potato picking. These travellers use caravans for living accommodation and remain in the district for only a short period.

## COMMON LODGING HOUSES

There are no such premises in the District.

## RENT ACT, 1957.

There were no applications for certificates of disrepair received under the provisions of the above Act.

## FACTORIES

Under the provisions of the Factories Acts, the District Council is the authority responsible for enforcing the provisions regarding sanitary accommodation in all factories, and in all factories where mechanical power is not used, the provisions with respect to cleanliness, overcrowding, workroom temperature and ventilation, and floor drainage.

The particulars prescribed on the administration of the Acts are shown in Table 5 in the Statistical Section of this report.

## THE OFFICES, SHOPS & RAILWAY PREMISES ACT, 1963.

An annual statistical report is required to be submitted to the Department of Employment and Productivity in accordance with Section 60 of the Act, and Table 6 in the Statistical Section of this report gives the information submitted direct to the Minister.

It must be emphasised that the statistics refer only to premises registered with the Council.

Registration is only necessary where there are employees and the sum of hours normally worked each week by all employees exceeds 21. Registration is also not necessary where the only persons employed are close relatives of the employer.

During the year routine general inspections were made to 26 premises and notices for defects served in respect of 8, as follows:-

Seating	- 2
Temperature	- 2
First Aid	- 4
Washing facilities	- 2
Lighting	- 2
Ventilation	- 2
Other matters	- 6

## ACCIDENTS

No accidents were reported during the year.

## CARAVANS

The position as regards caravans in the District remains substantially the same and will, in my opinion, continue to do so until there becomes available a sufficient number of dwellings at a rent which can be afforded.

Licence applications for single caravans were received and dealt with during the year as follows:-

- (1) Approved and/or renewed for limited periods, for residential accommodation, mainly in gardens of private houses

... 5

- (2) Approved and/or renewed for applicants during the erection of a dwelling on the same site, the period of the licences being limited to the completion date of the new dwelling

... 2

(3) Applications refused Planning permission and, therefore, not licensable

... 6

At the end of the year there were 12 licences in force for caravans in gardens etc. and 1 in force during erection of a dwelling on the same site as the particular caravan.

There are also 6 works sites, 2 holiday sites, and 6 commercial residential sites.

Planning permission for one site for 12 residential caravans expired on the 31st December, 1970, and is being renewed for short periods on a "run-down" basis.

#### HOUSING

The following table shows the action taken during the year as regards unfit houses:-

<u>Action</u>	<u>Number of Houses</u>
Number of houses demolished as a result of formal action	... 1
Number of houses demolished by owners voluntarily	... 16
Number of houses closed as a result of formal action	... NIL
Number of houses rendered fit as a result of formal action	... 1
Number of houses rendered fit as a result of informal action	... 13
No cases of overcrowding were reported during the year.	

#### COUNCIL HOUSING

I am indebted to the Council's Housing Manager, Mr. G. H. Manwaring, A.I.H.M., M.R.S.H., for kindly supplying me with the following information:-

Number on Housing Waiting List at 31st December, 1970.

... 440

Number of lettings up to 31st December, 1970.

... 47

#### IMPROVEMENT GRANTS FOR HOUSING

The Housing Act, 1969, came into operation on the 25th August, 1969. The Act amended the law as to financial assistance for the improvement of houses.

The standard amenities for which grant is payable were amended by the addition of a sink and deletion of a food store.

The amount of grant payable was increased to £200 for the basic grant and the higher limit to £450.

Conditions relating to ownership of an improved property have been removed but a condition as to time taken to effect the improvements may be imposed.

Changes in the evaluation of rent for tenanted properties are also made.

There are now three types of grant - Improvement, Standard and Special. The first is for the provision of dwellings by the conversion of houses or other buildings; the second for the improvement of dwellings; and the last for the improvement of houses in multiple occupation by the provision of standard amenities.

#### Improvement Grants (Discretionary)

The Council resumed consideration of Discretionary Improvement grants towards the end of the year.

#### Standard Grants

The response of the public to this system of grants has continued steadily as can be seen from the appropriate tables.

Tables 11, 12 and 13 in the Statistical Section of this report give various statistics.

#### Special Grants

It is not expected that this scheme will be operated in this District as to date there are, to my knowledge, no houses in multiple occupation in the District.

### PUBLIC HEALTH INSPECTORS' VISITS

The annual total of Public Health Inspectors' visits carried out during the year and listed under subjects, is shown in Table 14 in the Statistical Section of this report.

### PUBLIC WORKS

All public cleansing work is carried out by the Council's own vehicles and staff and I am indebted to the Council's Engineer and Surveyor, Mr. G. S. Webb, Dip.T.P.(Birm)., C.Eng., M.I.Mun.E., A.M.T.P.I., Chartered Engineer, for the information relating to this subject.

Vehicle depots are maintained at Alton and Lindford. The Council's sewage works at Lindford (Whitehill Parish), receive and treat sewage from Whitehill, Bordon, Lindford, Bordon Military Camp, Headley, Grayshott and parts of adjoining areas of the Haslemere Urban District Council and Hambledon Rural District Council. There is a separate sewage works for Selborne.

A general scheme of full refuse collection operates throughout the District with weekly collections in all parishes and from the Married Quarters in the Bordon and Longmoor Military Camps.

Disposal of refuse is by means of controlled tipping at Headley and East Tisted, the latter being shared with the Alton Urban District Council.

Collections of nightsoil are made generally in areas where sewers are not available.

The Council also operate a cesspool emptying service for which, however, a charge is made.

Public conveniences are maintained at Bordon, Grayshott and Selborne.

Statistics relating to Public Works are to be found in Tables 15A and 15B in the Statistical Section of this report.

## PART II

REPORT OF THE CHIEF PUBLIC HEALTH INSPECTOR

### SANITARY CIRCUMSTANCES OF THE AREA

## STATISTICAL SECTION

## INDEX TO TABLES

<u>Table Number</u>	<u>Subject Matter</u>	<u>Page Number</u>
1	Properties served by main water	21
2	Domestic drainage to sewer	22
3	Summary of condemned foodstuffs	22
4	Rodent Control	23
5	Factories Act	24-26
6	Offices, Shops and Railway Premises - Annual statistical return to the Department of Employment and Prod- uctivity.	26
7	Discretionary Grant applications - Cost of works and amount of grants approved.	27
8	Discretionary Grant applications - Average costs and amount of grant paid.	27
9	Discretionary Grant applications - Occupancies of dwellings in schemes approved.	27
10	Discretionary Grant applications - Localities of improved dwellings.	27
11	Standard Grant applications - Approved and completed schemes.	28
12	Standard Grant applications - Occupancies of approved dwellings.	28
13	Standard Grant applications - Localities of improved dwellings.	29
14	Public Health Inspectors' visits - Annual Summary.	30
15A	Public Works - Building Regulations and Planning ) - Local Authority Housing )	31
15B	Public Works - Public Cleansing.	32

Some of the following are not included in the list.

There are many other buildings in the city which are not included in the list. The list is not intended to be a complete one, but to give a general idea of the buildings in the city.

# INDEX TO LIST OF BUILDINGS

The following is a list of the buildings in the city, arranged in alphabetical order.

## Buildings

The following is a list of the buildings in the city, arranged in alphabetical order.

The following is a list of the buildings in the city, arranged in alphabetical order.

The following is a list of the buildings in the city, arranged in alphabetical order.

The following is a list of the buildings in the city, arranged in alphabetical order.

The following is a list of the buildings in the city, arranged in alphabetical order.

The following is a list of the buildings in the city, arranged in alphabetical order.

The following is a list of the buildings in the city, arranged in alphabetical order.

The following is a list of the buildings in the city, arranged in alphabetical order.

The following is a list of the buildings in the city, arranged in alphabetical order.

The following is a list of the buildings in the city, arranged in alphabetical order.

The following is a list of the buildings in the city, arranged in alphabetical order.

The following is a list of the buildings in the city, arranged in alphabetical order.

The following is a list of the buildings in the city, arranged in alphabetical order.

The following is a list of the buildings in the city, arranged in alphabetical order.

PART II  
REPORT OF THE CHIEF PUBLIC HEALTH INSPECTOR

SANITARY CIRCUMSTANCES OF THE AREA

STATISTICAL SECTION

TABLE 1

WATER SUPPLIES

The following table indicates the number of properties and approximate population served by main water:-

Parish	Area (acres)	Number of Houses	Number of houses connected	Estimated population supplied	Estimated total population
Bentley	2,483	270	270	919	919
Bentworth	3,763	204	196	628	653
Binsted	7,799	585	540	1,728	1,872
Chawton	2,194	162	160	533	540
East Tisted	2,621	71	71	209	209
Farringdon	2,105	193	189	560	573
Four Marks	1,502	782	769	2,400	2,440
Froyle	4,641	231	229	765	772
Grayshott	901	728	720	2,197	2,220
Headley	4,771	1,497	1,447	4,675	4,730
Kingsley	1,540	159	158	518	521
Lasham	1,797	54	54	227	227
Medstead	2,809	617	590	1,679	1,729
Newton Valence	2,069	82	81	255	258
Ropley	3,704	510	470	1,314	1,424
Selborne	4,830	374	374	1,148	1,148
Shalden	2,160	153	135	437	495
West Tisted	2,356	63	58	192	208
Whitehill					
- Civil )		1,735	1,654	)	)
- Military )	5,509	610	610	) 7,100	) 7,794
- Caravans )		240	100	)	)
Wield	2,104	77	65	228	269
Worldham	3,868	113	97	299	339
TOTALS:-	65,526	9,510	9,037	28,011	29,340

NOTE - PARISH OF WHITEHILL

The 140 caravans not connected direct all have supplies from the mains via joint standpipes.

The military properties are supplied by the Military's own mains.

TABLE 2

## DOMESTIC DRAINAGE

Sewer connections were as follows:-

Parish	Area	Connections during 1970	Total connections to date
Binsted	Holt Pound	-	106
Grayshott		44	675
Headley	Arford Headley Down	) 11	) 1,050
Selborne	Village Drift Road	2 1	119 19
Whitehill	Greatham Lindford Bordon Whitehill	- ) ) 13 )	40 ) ) 1,564 )
TOTALS:-		71	3,573

The figures shown in the above table exclude approximately 610 military dwellings at Bordon and Longmoor, drained to military sewers, and three residential caravan sites at Whitehill, licensed for 201 caravans. All three sites are connected to the sewer, one with 99 caravans having individual water closets and waste water drains; the other two have communal facilities.

TABLE 3

## INSPECTION AND SUPERVISION OF FOOD

Foodstuffs inspected in shops and stores and surrendered for condemnation were as shown:-

Tinned Food (Total:- 54 lbs) - Meat - 6 lbs.  
Fish - 48 lbs.

Fresh Fish (Total:- 231 lbs)

Frozen Food (Total:- 1,464 packets)

TABLE 4

## RODENT CONTROL

## General Inspections and Treatments

General inspections and treatments were carried out throughout the District as follows:-

	Type of Property				Total
	Council	Private	Agricultural	Other	
Number of properties in District	10	8,725	405	280	9,420
Number of properties inspected	10	410	89	125	634
Number of properties infested	7	287	18	43	355
Number of properties treated	7	287	17	43	354

Under the general heading "Type of Property", Council houses are included under column "Private" whereas the column "Council" includes refuse tips, sewage works, depots and the like, used in connection with the functions of the Council.

The number of inspections and/or visits made were:-

Council properties	-	75			
Private dwelling houses	-	1,037			
Agricultural premises	-	144			
Business and other premises	-	235			
Total:-		1,491			
Other offences against the Act (not including offences relating to Onwork)					
TOTAL:-					

TABLE 5

## FACTORIES

The particulars prescribed on the administration of the Factories Acts are shown below:-

## PART I

(1) - INSPECTIONS for purposes of provisions as to health.

(1) Premises	(2) Number on Register	Number of		
		(3) Inspections	(4) Written Notices	(5) Occupiers prosecuted
(i) Factories in which Sections 1,2,3,4 and 6 are to be enforced by Local Authorities ..... (Non-power)	NIL	NIL	NIL	NIL
(ii) Factories not included in (i) in which Section 7 is enforced by the Local Authority ..... (Power)	74	50	NIL	NIL
(iii) Other premises in which Section 7 is enforced by the Local Authority (excluding out-workers' premises)	100 (building sites)			

TABLE 5

## FACTORIES

## PART I

(2) - Cases in which DEFECTS were found.

Particulars  (1)	Number of cases in which defects were found				Number of cases in which prosecutions were instituted  (6)
	Found  (2)	Remedied  (3)	Referred		
			To H.M. Inspector (4)	By H.M. Inspector (5)	
Want of cleanliness (S.1)	NIL	NIL	NIL	NIL	NIL
Overcrowding (S.2)	NIL	NIL	NIL	NIL	NIL
Unreasonable temperature (S.3)	NIL	NIL	NIL	NIL	NIL
Inadequate ventilation (S.4)	NIL	NIL	NIL	NIL	NIL
Ineffective drainage of floors (S.6)	NIL	NIL	NIL	NIL	NIL
Sanitary Conveniences (S.7)					
(a) Insufficient	NIL	NIL	NIL	NIL	NIL
(b) Unsuitable or defective	6	4	NIL	NIL	NIL
(c) Not separate for sexes	NIL	NIL	NIL	NIL	NIL
Other offences against the Act (not including offences relating to Outwork)	3	3	NIL	NIL	NIL
TOTAL:-	9	7	NIL	NIL	NIL

TABLE 5

(3) OUTWORK

(Sections 133 and 134)

Section 133			Section 134		
Number of out-workers in August list required by Section 133(1)(c)	Number of cases of default in sending lists to the Council	Number of prosecutions for failure to supply lists	Number of instances of work in unwholesome premises	Notices served	Prosecutions
NIL	NIL	NIL	NIL	NIL	NIL

Of the registered factories, these mainly consist of garages (motor vehicle repairs) and builders' yards (joinery).

There is one factory engaged on fibre glass fabrications, twelve light engineering factories, one blouse factory, one pottery, one brickworks, one earth moving plant depot and one factory engaged in metal cleaning.

TABLE 6

THE OFFICES, SHOPS AND RAILWAY PREMISES ACT, 1963.

An annual statistical report is required to be submitted to the Department of Employment and Productivity in accordance with Section 60 of the Act, and this table gives the information submitted direct to the Department:-

REGISTRATIONS

<u>Class of Premises</u>	<u>Number registered during the year</u>	<u>Total number of registered premises at end of year</u>
Offices	2	29
Retail shops	6	81
Warehouses	-	3
Catering establishments	1	10
Fuel depots	-	2
<b>TOTALS:-</b>	<b>9</b>	<b>125</b>

ANALYSIS OF EMPLOYMENT

<u>Class of Premises</u>	<u>Number employed at end of year</u>	
Offices	146	)
Retail shops	284	)
Warehouses	11	)
Catering establishments	79	)
Fuel depots	6	)
Canteens	-	)
<b>TOTAL:-</b>	<b>526</b>	
		<b>Males - 213</b>
		<b>Females - 313</b>

# DISCRETIONARY IMPROVEMENT GRANTS

TABLE 7 COST OF WORKS & AMOUNT OF GRANTS APPROVED

<u>Number of Applications received</u>	<u>Number of houses concerned in such applications</u>	<u>Total cost of Improvement Works</u>	<u>Total amount of grant approved</u>
Up to 1969 - 293	412	£291,132. 0. 2.	£119,620
1970 - 1	1	£6,400. 0. 0.	£1,000

TABLE 8 AVERAGE COST OF WORKS & AMOUNT OF GRANT PAID

<u>Number of Houses</u>	<u>Average cost of improvements</u>	<u>Average amount of grant</u>
Up to 1969 - 405	£711	£297

TABLE 9 OCCUPANCIES OF DWELLINGS IN SCHEMES APPROVED

<u>Owner/Occupiers</u>	<u>Farm and /or Estate Occupancies</u>	<u>Tenanted</u>
Up to 1969 - 127	244	41
Percentage ) of total ) 31%	59%	10%

TABLE 10 LOCALITIES OF IMPROVED DWELLINGS

	<u>Up to 1969</u>	<u>1970</u>
Bentley	29	NIL
Bentworth	14	NIL
Binsted	37	NIL
Chawton	3	NIL
East Tisted	23	NIL
Farringdon	11	NIL
Four Marks	5	NIL
Froyle	34	NIL
Grayshott	37	NIL
Headley	34	NIL
Kingsley	6	NIL
Lasham	9	NIL
Medstead	13	NIL
Newton Valence	9	NIL
Ropley	22	NIL
Selborne	43	NIL
Shalden	2	NIL
West Tisted	2	NIL
Whitehill	43	NIL
Wield	5	NIL
Worldham	24	NIL
<u>TOTALS:-</u>	<u>405</u>	<u>NIL</u>

TABLE 11

## STANDARD IMPROVEMENT GRANTS

## APPROVED AND COMPLETED SCHEMES

The following table gives details of standard grant applications approved and completed. It also shows the maximum amounts approved for these schemes and the number of completions, with actual grants paid.

<u>Year</u>	<u>Schemes approved</u>	<u>Maximum Grant</u>	<u>Completions</u>	<u>Grant approved</u>
1959	36	£5,225	6	£675
1960	92	£12,870	51	£6,124
1961	60	£8,740	76	£9,685
1962	58	£8,285	52	£6,418
1963	37	£5,400	51	£6,804
1964	41	£6,750	38	£5,336
1965	40	£9,990	43	£7,065
1966	49	£10,870	29	£6,488
1967	59	£12,985	53	£10,747
1968	55	£12,275	56	£11,317
1969	33	£10,930	50	£10,732
1970	41	£12,595	25	£5,551
TOTALS:-	601	£116,915	530	£86,942

TABLE 12

## STANDARD IMPROVEMENT GRANTS

## OCCUPANCIES OF APPROVED DWELLINGS

The following table shows, year by year, the occupancies of the dwellings for which standard improvement grants were approved.

<u>Year</u>	<u>Owner/Occupiers</u>	<u>Farm and/or Estate Occupancies</u>	<u>Tenanted</u>
1959	30	4	2
1960	57	10	25
1961	36	11	13
1962	37	6	15
1963	28	3	6
1964	31	4	6
1965	34	2	4
1966	37	3	9
1967	37	3	19
1968	28	1	26
1969	20	-	13
1970	27	1	13
TOTALS:-	402	48	151
Percentage ) of Total )	66.8%	7.9%	25.3%

TOTAL:- 601

TABLE 13

STANDARD IMPROVEMENT GRANTS  
LOCALITIES OF IMPROVED DWELLINGS

The localities in which houses were improved with the aid of "standard" improvement grants, completed schemes, are as follows:-

Parish	Number of houses improved per year													Totals
	1959	1960	1961	1962	1963	1964	1965	1966	1967	1968	1969	1970		
Bentley	-	4	5	2	1	-	1	-	1	-	-	-	14	
Bentworth	-	1	4	1	1	2	-	-	1	-	-	-	10	
Binsted	-	8	4	4	12	4	5	3	4	3	4	2	53	
Chawton	-	-	1	-	-	-	1	-	-	1	6	-	9	
East Tisted	-	-	1	-	2	-	-	-	-	-	1	-	4	
Farrington	1	3	3	3	1	1	-	3	1	2	2	-	20	
Four Marks	1	8	7	7	1	4	3	2	6	4	4	1	48	
Froyle	-	-	-	1	-	-	2	-	1	4	1	2	11	
Grayshott	2	5	15	2	5	5	2	3	1	-	4	1	45	
Headley	2	4	7	6	2	1	7	5	-	7	4	3	48	
Kingsley	-	1	-	4	-	1	1	1	-	-	-	1	9	
Lasham	-	-	-	1	2	1	1	-	-	-	1	1	7	
Medstead	-	3	6	5	4	3	3	1	5	3	4	5	42	
Newton Valence	-	-	2	-	-	-	-	-	-	-	-	-	2	
Ropley	-	5	1	2	1	7	5	3	4	5	12	-	45	
Selborne	-	2	5	3	2	2	2	2	16	9	1	2	46	
Shalden	-	-	-	-	1	-	-	-	-	-	-	-	1	
West Tisted	-	-	1	1	-	-	-	-	-	1	1	-	4	
Whitehill	-	6	10	10	14	5	10	5	9	17	5	6	97	
Wield	-	-	2	-	2	-	-	1	2	-	-	-	7	
Worldham	-	1	2	-	-	2	-	-	2	-	-	1	8	
TOTALS:-	6	51	76	52	51	38	43	29	53	56	50	25	530	

TABLE 14

## PUBLIC HEALTH INSPECTORS' VISITS

The annual summary of Public Health Inspectors' visits carried out during the year and listed under subjects is as below:-

<u>Subject</u>	<u>Total Visits</u>
Accumulations	22
Animal Boarding Establishments	7
Cafes and Restaurants	2
Caravans and Moveable Dwellings	93
Clean Air	2
Factories	63
Food Premises	55
Food Inspection	33
Housing	56
Housing applications	1
Improvement Grants - Preliminary	123
Improvement Grants - Works	292
Infectious Diseases	33
Infestation	2
Noise Abatement	-
Nuisances	267
Offices, Shops and Railway Premises	42
Offices, Shops and Railway Premises ) - General Inspections )	25
Pet Shops	1
Petroleum	95
Rent Act	1
Rodent Control	5
Water Sampling	4
Sampling - Swimming Baths	-
Sampling - Food	-
Vans and Mobile Shops	2
Vermineous Premises	-
Water Supply	45
Miscellaneous	55

TOTAL:-

1,326

TABLE 15A

## PUBLIC WORKS

STATISTICS FOR 1970

BUILDING REGULATIONS AND PLANNING

Number of Plans deposited - Building Regulations	- 489 )	
- Planning only	332 )	..... 821
Number of new dwellings completed		..... 106
Number of temporary building licences in force		..... 9

LOCAL AUTHORITY HOUSING

Number of permanent pre-war dwellings at end of year	..... 78 @
Number of permanent post-war dwellings at end of year	..... 917
Number of temporary post-war dwellings at end of year	..... 116 +

	<u>TOTAL:-</u>	<u>1,111</u>
--	----------------	--------------

NOTES:

@ including 16 houses purchased by the Council from the Headley Public Utility Society.

+ being 50 prefabricated bungalows at Lindford and 66 huttred dwellings at Headley.

TABLE 15B

## P U B L I C   W O R K S

## PUBLIC CLEANSING

1st January to 31st December, 1970.

	Refuse Vehicles	Nightsoil & Cesspool Vehicles	Totals
Mileage for the year	47,014	81,474	128,488
Average per month	3,918	6,789	10,707
Number of cesspool loads from:-			
(1) Private properties	-	3,292 )	6,780
(2) Council houses *	-	1,175 )	
(3) Bordon Sewage Works	-	2,313 )	
Amount of refuse collected + (cubic yards) .. Total ..	64,220	-	-
Average per month (cubic yards) ..	5,351	-	-
Number of dwellings from which nightsoil collected	-	338	-

NOTES:-

- \* Cesspool loads from Council properties do not include those removed by private contractors.
- + This figure is based on the information obtained from the actual weighing of one week's refuse, and not on the nominal capacity of the vehicles. It is, therefore, not a true comparison with the previous year's figures.



TABLE 17

1st January to 31st December, 1970

	Before vehicles	High-Speed Vehicles	Totals
1. Motor vehicles	47,014	27,474	126,438
2. Motor cycles	5,816	5,780	10,597
3. Motor vehicles and motor cycles			
4. Motor vehicles and motor cycles			
5. Motor vehicles and motor cycles			
6. Motor vehicles and motor cycles			
7. Motor vehicles and motor cycles			
8. Motor vehicles and motor cycles			
9. Motor vehicles and motor cycles			
10. Motor vehicles and motor cycles			
11. Motor vehicles and motor cycles			
12. Motor vehicles and motor cycles			
13. Motor vehicles and motor cycles			
14. Motor vehicles and motor cycles			
15. Motor vehicles and motor cycles			
16. Motor vehicles and motor cycles			
17. Motor vehicles and motor cycles			
18. Motor vehicles and motor cycles			
19. Motor vehicles and motor cycles			
20. Motor vehicles and motor cycles			
21. Motor vehicles and motor cycles			
22. Motor vehicles and motor cycles			
23. Motor vehicles and motor cycles			
24. Motor vehicles and motor cycles			
25. Motor vehicles and motor cycles			
26. Motor vehicles and motor cycles			
27. Motor vehicles and motor cycles			
28. Motor vehicles and motor cycles			
29. Motor vehicles and motor cycles			
30. Motor vehicles and motor cycles			
31. Motor vehicles and motor cycles			
32. Motor vehicles and motor cycles			
33. Motor vehicles and motor cycles			
34. Motor vehicles and motor cycles			
35. Motor vehicles and motor cycles			
36. Motor vehicles and motor cycles			
37. Motor vehicles and motor cycles			
38. Motor vehicles and motor cycles			
39. Motor vehicles and motor cycles			
40. Motor vehicles and motor cycles			
41. Motor vehicles and motor cycles			
42. Motor vehicles and motor cycles			
43. Motor vehicles and motor cycles			
44. Motor vehicles and motor cycles			
45. Motor vehicles and motor cycles			
46. Motor vehicles and motor cycles			
47. Motor vehicles and motor cycles			
48. Motor vehicles and motor cycles			
49. Motor vehicles and motor cycles			
50. Motor vehicles and motor cycles			
51. Motor vehicles and motor cycles			
52. Motor vehicles and motor cycles			
53. Motor vehicles and motor cycles			
54. Motor vehicles and motor cycles			
55. Motor vehicles and motor cycles			
56. Motor vehicles and motor cycles			
57. Motor vehicles and motor cycles			
58. Motor vehicles and motor cycles			
59. Motor vehicles and motor cycles			
60. Motor vehicles and motor cycles			
61. Motor vehicles and motor cycles			
62. Motor vehicles and motor cycles			
63. Motor vehicles and motor cycles			
64. Motor vehicles and motor cycles			
65. Motor vehicles and motor cycles			
66. Motor vehicles and motor cycles			
67. Motor vehicles and motor cycles			
68. Motor vehicles and motor cycles			
69. Motor vehicles and motor cycles			
70. Motor vehicles and motor cycles			
71. Motor vehicles and motor cycles			
72. Motor vehicles and motor cycles			
73. Motor vehicles and motor cycles			
74. Motor vehicles and motor cycles			
75. Motor vehicles and motor cycles			
76. Motor vehicles and motor cycles			
77. Motor vehicles and motor cycles			
78. Motor vehicles and motor cycles			
79. Motor vehicles and motor cycles			
80. Motor vehicles and motor cycles			
81. Motor vehicles and motor cycles			
82. Motor vehicles and motor cycles			
83. Motor vehicles and motor cycles			
84. Motor vehicles and motor cycles			
85. Motor vehicles and motor cycles			
86. Motor vehicles and motor cycles			
87. Motor vehicles and motor cycles			
88. Motor vehicles and motor cycles			
89. Motor vehicles and motor cycles			
90. Motor vehicles and motor cycles			
91. Motor vehicles and motor cycles			
92. Motor vehicles and motor cycles			
93. Motor vehicles and motor cycles			
94. Motor vehicles and motor cycles			
95. Motor vehicles and motor cycles			
96. Motor vehicles and motor cycles			
97. Motor vehicles and motor cycles			
98. Motor vehicles and motor cycles			
99. Motor vehicles and motor cycles			
100. Motor vehicles and motor cycles			

Notes: 1. Figures are based on the information supplied by the motor vehicle manufacturers and the motor vehicle dealers.

2. Figures are based on the information supplied by the motor vehicle manufacturers and the motor vehicle dealers.

