

[Report 1963] / Medical Officer of Health, Alnwick U.D.C.

Contributors

Alnwick (England). Urban District Council.

Publication/Creation

1963

Persistent URL

<https://wellcomecollection.org/works/u52w5uv8>

License and attribution

You have permission to make copies of this work under a Creative Commons, Attribution license.

This licence permits unrestricted use, distribution, and reproduction in any medium, provided the original author and source are credited. See the Legal Code for further information.

Image source should be attributed as specified in the full catalogue record. If no source is given the image should be attributed to Wellcome Collection.



Wellcome Collection
183 Euston Road
London NW1 2BE UK
T +44 (0)20 7611 8722
E library@wellcomecollection.org
<https://wellcomecollection.org>

4

Library.



ALNWICK URBAN DISTRICT

BOOKED BY

[Handwritten signature]

ANNUAL REPORT


OF THE

MEDICAL OFFICER OF HEALTH

AND PUBLIC HEALTH INSPECTOR



1963

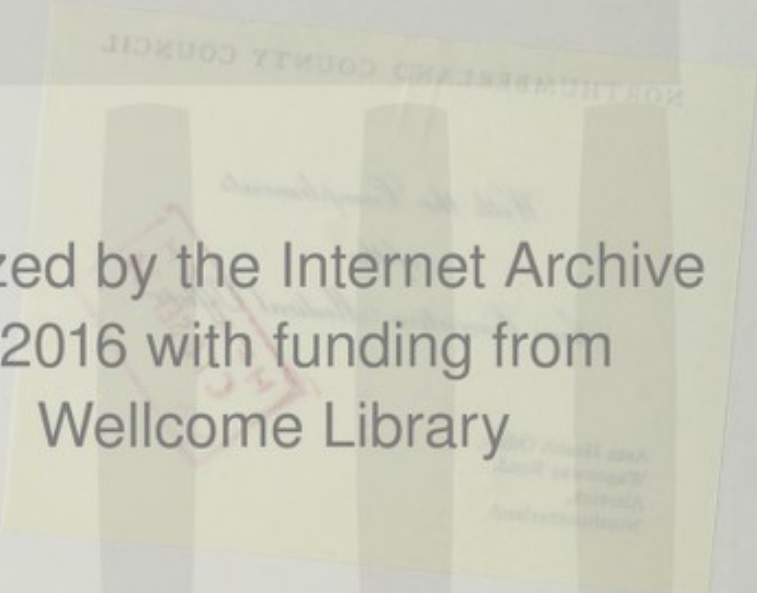



NORTHUMBERLAND COUNTY COUNCIL

*With the Compliments
of the
Area Executive Medical Officer*

Area Health Office,
Wagonway Road,
Alnwick,
Northumberland.





Digitized by the Internet Archive
in 2016 with funding from
Wellcome Library

<https://archive.org/details/b28801349>

To the Chairman and Members of the Alnwick Urban District Council

Mr. Chairman, Ladies and Gentlemen

I have the honour to present to you my fourth annual report on the health and sanitary conditions of the District during the year 1963.

During this year the birth rate shows a slight drop from the previous year and was slightly less than the national average.

It is most encouraging to find that the death rate in the town of Alnwick, this year, is the lowest that has been recorded and is an indication of the general improvement in infant and child welfare, which is now prevalent.

There was a slight drop in the death rate from the previous year, and this rate closely follows the national level. There is not much difference in the main causes of death from the past recent previous years, and a fairly clear pattern has become established. About half of the deaths were due to cardio-vascular causes, such as coronary thrombosis and vascular lesions of the nervous system, and about one death in five resulted from malignant conditions.

There is not a great deal to report about infectious diseases. It will be observed that the only disease notified was influenza, which has followed the typical pattern, with its seasonal cycles. There was a gratifying drop in the number of cases of the non-pulmonary type recorded.

JOHN McCORMACK, M.B., B.S., D.P.H.,
Medical Officer of Health,
Area Health Office,
Wagonway Road,
ALNWICK.

Tel: Alnwick 2263

The immunisation state of the young population is satisfactory and protection against poliomyelitis is the young age group. This is typical of the trend for years and has seen the well known decline in the incidence of this disease throughout the country.

GLADSTONE BEATY, M.I.MUN.E., A.R.S.H.,
Chief Public Health Inspector,
The Council House,
Wagonway Road,
ALNWICK.

Tel: Alnwick 2355

Immunisation against diphtheria, whooping cough and tetanus has been maintained at a satisfactory level in the past year.

T.G. MORALEE, M.A.P.H.I.,
Additional Public Health Inspector,
The Council House,
Wagonway Road,
ALNWICK.

Tel: Alnwick 2355

considerable decrease in the number of vaccinations in the past year. There were two reasons for this. The first, that the previous year showed an abnormally large number of vaccinations, because of a smallpox scare which occurred during the year in another part of the country.

ALBANY HEALTH DISTRICT

ANNUAL REPORT
OF THE
MEDICAL OFFICER OF HEALTH
AND
CHIEF PUBLIC HEALTH INSPECTOR
1963

JOHN HARRINGTON, M.D., D.P.H.,
Medical Officer of Health,
Area Health Office,
Lafayette Road,
ALBANY.

Tel: Albany 2363

CLARENCE HENRY, M.L.S., A.R.S.E.,
Chief Public Health Inspector,
The Council House,
Lafayette Road,
ALBANY.

Tel: Albany 2363

T.G. HARRIS, M.L.S.,
Assistant Public Health Inspector,
The Council House,
Lafayette Road,
ALBANY.

Tel: Albany 2363

ANNUAL REPORT OF THE MEDICAL OFFICER OF HEALTH

1963

To the Chairman and Members of the Alnwick Urban District Council

Mr. Chairman, Ladies and Gentlemen,

I have the honour to present to you my fourth Annual Report on the health and sanitary conditions of the District during the year 1963.

During this year the birth rate shows a slight drop from the previous year and was slightly less than the national average.

It is most encouraging to report that during the year, there were no infant deaths in the town of Alnwick. This is the first time that this has been recorded and is an indication of the very high standard of maternal and infant welfare, which is now prevalent.

There was a slight drop in the overall death rate compared with the previous year, and this rate closely follows the national level. There is not much difference in the main causes of death from the most recent previous years, and a fairly clear pattern has become established. About half of the deaths were due to cardio-vascular causes, such as coronary thrombosis and vascular lesions of the nervous system, and about one death in five resulted from malignant conditions.

There is not a great deal to report about infectious diseases. It will be observed that the only disease notified was Measles, of which 98 cases occurred. This has followed the typical pattern, whereby epidemics occur in two yearly cycles. There was a gratifying drop in Tuberculosis, in fact only one notification of the non-pulmonary type occurred.

The immunisation state of the young population of the District is very satisfactory and protection against poliomyelitis must be very nearly complete in the young age groups. This is typical of most areas and the last few years have seen the most dramatic decline in the incidence of this tragic disease throughout the country.

Immunisation against diphtheria, whooping cough and tetanus has likewise been maintained at a satisfactory level in the population. There was a considerable decrease in the number of vaccinations during the year. There were two reasons for this. The first, that the previous year showed an abnormally large number of vaccinations, because of a smallpox scare which occurred during the year in another part of the country.

During 1963 an important item of public health legislation occurred, concerning meat inspection. It became mandatory for Local Authorities to ensure that all meat be inspected before leaving the slaughterhouses. In fact in this District 100 % inspection by a qualified meat inspector has been carried out for some time, so no changes in procedure were necessary.

I wish to extend my sincere appreciation to the Chairman and Members of the Council, the Clerk, Surveyor, and Public Health Inspector, for their interest and help during the year.

John M. Munnick

2

GENERAL STATISTICS

The area of the district was 4,778 acres.

The number of inhabited houses was 2388 and the number of new houses completed during the year was 23.

The rateable value was £223,503 and the sum represented by a penny rate was £920.

The estimated mid-year population was 7,610 and this figure was taken when calculating the birth and death rate.

VITAL STATISTICS

<u>Live Births</u>	<u>Males</u>	<u>Females</u>	<u>Total</u>
Legitimate	60	54	114
Illegitimate	5	4	9
Totals	65	59	123

Crude Birth Rate per 1,000 population	16.16
Crude Birth Rate multiplied by Comparability Factor	18.09
Illegitimate live births per cent of total live births	7.31

<u>Still Births</u>			
Legitimate	1	1	2
Illegitimate	-	-	-
Totals	1	1	2

Stillbirth rate per 1,000 total live and still births	16.00
Total live and still births	125

<u>Infant Deaths (deaths under one year)</u>			
Legitimate	-	-	-
Illegitimate	-	-	-
Totals	-	-	-

<u>Infant Mortality Rates</u>	
Total infant deaths per 1,000 total live births	-
Legitimate infant deaths per 1,000 legitimate live births	-
Illegitimate infant deaths per 1,000 illegitimate live births	-

<u>Neo-natal Mortality Rate</u>			
Legitimate	-	-	-
Illegitimate	-	-	-
Totals	-	-	-

Totals under four weeks per 1,000 total live births	-
---	---

<u>Early Neo-natal Mortality Rate</u>			
Legitimate	-	-	-
Illegitimate	-	-	-
Totals	-	-	-

Deaths under one week per 1,000 total live births	-
---	---

Perinatal Mortality Rate

Stillbirths and deaths under one week combined
per 1,000 total live and still births -

Maternal Mortality (including abortion)

Number of deaths -

Rate per 1,000 total live and still births -

Deaths

<u>Males</u>	<u>Females</u>	<u>Total</u>
42	45	87

Crude Death Rate per 1,000 population

11.43

Crude Death Rate multiplied by Comparability Factor

12.68

Deaths from Puerperal Sepsis -

Deaths from Other Puerperal Causes -

Deaths from Cancer

17

CHIEF CAUSES OF DEATH

	<u>Males</u>	<u>Females</u>	<u>Total</u>
Tuberculosis (Respiratory)	-	-	-
Tuberculosis (Other)	-	1	1
Syphilitic Disease	-	-	-
Diphtheria	-	-	-
Whooping Cough	-	-	-
Meningococcal Infections	-	-	-
Acute Poliomyelitis	-	-	-
Measles	-	-	-
Other infective and parasitic diseases	-	1	1
Malignant Neoplasm, Stomach	1	2	3
" " Lung, Bronchus	4	1	5
" " Breast	-	-	-
" " Uterus	-	-	-
Other malignant and lymphatic neoplasms	5	4	9
Leukaemia, aleukaemia	-	-	-
Diabetes	-	-	-
Vascular Lesions of the Nervous System	7	9	16
Coronary Disease, Angina	8	8	16
Hypertension with Heart Disease	1	1	2
Other Heart Disease	1	5	6
Other Circulatory Disease	1	1	2
Influenza	3	-	3
Pneumonia	4	1	5
Bronchitis	3	1	4
Other diseases of respiratory system	-	-	-
Ulcer of stomach and duodenum	-	1	1
Gastritis, Enteritis and Diarrhoea	-	1	1
Nephritis and Nephrosis	1	-	1
Hyperplasia of Prostate	-	-	-
Pregnancy, Childbirth, Abortion	-	-	-
Congenital Malformations	-	-	-
Other defined and ill-defined diseases	1	2	3
Motor Vehicle Accidents	1	1	2
All Other Accidents	1	3	4
Suicide	-	2	2
Homicide and Operations of War	-	-	-
Totals	<u>42</u>	<u>45</u>	<u>87</u>

INFECTIOUS DISEASES

Scarlet Fever	-
Whooping Cough	-
Diphtheria	-
Measles	98
Pneumonia	-
Cerebro-spinal Meningitis	-
Enteric Fever	-
Erysipelas	-
Acute Poliomyelitis	-
Dysentery	-
Ophthalmia Neonatorum	-
Puerperal Pyrexia	-
Smallpox	-
Paratyphoid Fever	-
Food Poisoning	-
Encephalitis	-

TUBERCULOSIS

Age Groups	New Cases				Deaths			
	Pulmonary		Non-Pulmonary		Pulmonary		Non-Pulmonary	
	M	F	M	F	M	F	M	F
0-15	-	-	1	-	-	-	-	-
15-25	-	-	-	-	-	-	-	-
25-45	-	-	-	-	-	-	-	-
45-65	-	-	-	-	-	-	-	-
65+	-	-	-	-	-	-	-	1
Totals	-	-	1	-	-	-	-	1

INFANT MORTALITY

1930-1963

Year	Number of Infant Deaths	Rate per 1,000 Live Births	Infant Mortality England and Wales
1930	5	42.73	60
1931	7	68.32	66
1932	9	92.78	64
1933	7	60.87	63
1934	5	45.04	59
1935	3	27.77	57
1936	6	56.60	59
1937	Record Incomplete	40.0	58
1938	5	57.47	53
1939	Record Incomplete	-	51
1940	7	72.91	57
1941)		100.0	60
1942)	Record Incomplete	44.6	51
1943)		46.7	49
1944	4	35.7	45
1945	9	74.6	46
1946	8	59.4	43
1947	11	62.5	41
1948	10	55.2	34
1949	4	30.6	32
1950	1	7.7	30
1951	1	8.8	30
1952	2	15.1	28
1953	4	24.3	27
1954	5	24.6	25
1955	3	20.83	25
1956	3	21.89	24
1957	4	23.98	23
1958	2	16.00	22
1959	1	7.69	22
1960	3	21.58	21
1961	1	8.06	21
1962	9	64.28	21
1963	-	-	21

POLIOMYELITIS VACCINATION

North No. 1 and 2 Areas

The following table shows the number of persons vaccinated against poliomyelitis during the year ended 31st December, 1963.

	Number of Persons
2 Injections - Salk Vaccine	6
3rd Booster - Salk Vaccine	37
4th Booster - Salk Vaccine	-
3 doses - Oral Vaccine	1094
Booster dose oral after 2 Salk injections	184
Booster dose oral after 3 Salk injections	420
Booster dose oral after 3 Oral doses	13

SMALLPOX VACCINATION

North No. 2

	Number Vaccinated during Period						Number Re-vaccinated					
	Under 1	1	2-4	5-14	15 or over	Total	Under 1	1	2-4	5-14	15 or over	Total
Alnwick U.D.	10	-	-	-	10	20	-	-	-	1	19	20
Alnwick R.D.	27	7	4	5	3	46	-	-	2	16	35	53
Amble U.D.	8	26	3	2	8	47	-	-	1	-	-	1
Rothbury R.D.	53	5	-	3	3	64	1	-	-	3	13	17
Totals	98	38	7	10	24	177	1	-	3	20	67	91

IMMUNISATION

	Primary Immunisation								Secondary (Reinforcing) Injections							
	Under 1	1	2	3	4	5-9	10-14	Total	Under 1	1	2	3	4	5-9	10-14	Total
Diphtheria	-	-	-	-	-	-	-	-	-	-	-	-	12	-	-	12
Diphtheria, Whooping Cough and Tetanus	55	52	2	2	-	-	-	111	1	1	5	6	5	3	-	21
Diphtheria and Tetanus	-	-	-	-	-	2	-	2	-	-	-	-	1	15	-	16
Totals	55	52	2	2	-	2	-	113	1	1	5	6	18	18	-	49

1963

HOUSING(a) STATISTICS

New houses completed during the year	<u>With state Assistance</u>	<u>Unaided</u>	<u>Total</u>
--------------------------------------	------------------------------	----------------	--------------

(a) By Local Authority	19	-	19
(b) By Private Persons	-	4	4

Total number of inhabited houses in district	2388
Total number of houses owned by the Local Authority	1045

Closing and DemolitionsNumber of Houses

- Houses demolished in Clearance Areas
- Houses demolished not in Clearance Areas
- Houses closed, not demolished
- Houses permanently discontinued as dwellings and not included in the above

-
24
9
-

Repairs - Houses made fit

- By informal action
- By owners, following statutory notice
- By local authority in default of owners
- Demolition Orders revoked after reconstruction

12
-
-
-

Houses patched

- Houses in clearance areas still in use at end of year for temporary accommodation

-

Clearance Programme

- Number of unfit houses in clearance programme remaining to be dealt with at end of year.

80

Improvement GrantsNumber of separate houses(a) Discretionary Grants

- Applications submitted to Local Authority during the year
- Applications rejected
- Applications approved
- Approximate average grant approved per house
- Total number of houses approved for grant since inception of scheme.

6
-
6
£321
105

(b) Standard Grants

	<u>During the Year</u>	<u>Total to date</u>
--	------------------------	----------------------

- Number of separate houses for which grants have been made
- Number of houses so provided with
 - Bath or shower
 - Wash-hand basin
 - Hot water supply
 - Water closet
 - Food store

8	29
5	22
5	23
3	20
8	25
3	19

(b) GREEN BATT - BONDGATE REDEVELOPMENT AREA

The remaining 11 houses were completed and occupied. Agreement was reached with the Northern Press Ltd. regarding the Gazette Printing Works, and this stone building was cement-rendered and pebble dashed, and woodwork painted to blend with the new houses. A new front entrance door was also provided.

(c) CLAYPORT NORTH WEST AREA

All 31 houses in Phase II of the programme were under construction at the end of the year. The remaining two houses in the area were demolished to enable building to proceed.

(d) GREEN BATT - PRUDHOE STREET

The 8 two bedroom type bungalows for elderly people, known as St. Pauls Garth, were all occupied in December.

Two additional houses for the police are under construction by Northumberland County Council.

(e) GENERAL

Good progress was made with the demolition of unfit houses and with the construction of houses in Clayport North West Area, and future sites earmarked for development, it is anticipated that the slum clearance programme will be completed by the end of 1966. It may become necessary to enforce improvements in the many substandard dwellings which could be brought up to standard with Grant Aid, otherwise further slums will develop.

There were no certificates of disrepair issued under the Rent Act, 1957.

(f) REGISTERED COMMON LODGING HOUSES

There are none in the district.

HOUSES ERECTED

HOUSES DEMOLISHED OR CLOSED

Year	By Private Persons	By Local Authority	By other Housing Authorities	Total	Demolished	Houses or Parts Closed	Total	
1957	7	64	-	71	5	3	8	N.B. 3 dwellings reported as "Closed" have since been demolished and are included in figures
1958	4	-	-	4	12	2	14	
1959	6	-	1	7	10	-	10	
1960	21	-	-	21	22	2	24	
1961	23	11	-	34	5	2	7	
1962	25	21	-	46	31	6	37	
1963	4	19	-	23	24	9	33	
Total	90	115	1	206	109	24	133	

WATER SUPPLY

The district is served by the Newcastle and Gateshead Water Company, who maintained a plentiful and wholesome supply throughout the year.

No samples were taken for chemical analysis. The results of six samples taken for bacteriological examinations were all satisfactory.

The number of dwellinghouses, and the number of the population supplied from public water mains are as follows:-

	<u>Number of Dwelling Houses</u>	<u>Populations Supplied</u>
(a) direct to houses	2289	6902
(b) by means of standpipes	42	98

PUBLIC SWIMMING BATHS

There are no Public Swimming Baths in the district.

FOOD

(1) MILK

All dealers' licences are now granted by the Northumberland County Council as the food and drugs authority, and regular sampling has been carried out by the County Public Health Inspector.

Results of Samples (Bacteriological)

Grade of Milk	Satisfactory	Unsatisfactory
Tuberculin Tested	3	-
Pasteurised	24	-
T.T. Pasteurised	13	-

(2) FOOD HYGIENE REGULATIONS 1960 and 1962

Contraventions or deficiencies were brought to the notice of the food traders concerned, and the following defects or deficiencies were remedied.

Walls and ceilings repaired	3
Walls and ceilings redecorated	4
First aid equipment provided	2
Sanitary conveniences cleansed	2
Soaps, towels and nail brushes provided	2
New table top provided	1
Locker accommodation provided	1
Hot water maintained	1

There were no prosecutions during the year but warning letters were sent to an ice-cream manufacturer for selling ice-cream from a vehicle which was not provided with soap, towels, and nail brush, and to a baker for selling a bread roll which contained dirt in the depressions of the roll.

121 premises are covered by the regulations.

(3) FOOD INSPECTION (OTHER THAN FRESH CARCASE MEAT)

18 visits were made to food premises for the primary purpose of food inspection. The following were voluntarily surrendered and destroyed at the East Cawledge Park Refuse Tip:-

30	tins	Cooked Meats
69	"	Fruit
43	"	Vegetables
9	"	Milk and Milk Foods
2	"	Fish
1	"	Soup
1	leg	Pork
2		Chickens
1		Calf Carcase

Total weight of foodstuffs condemned - 287 lbs.

SLAUGHTERHOUSES

The construction of two privately owned slaughterhouses was completed and slaughtering commenced in J.E. Allan's slaughterhouse on 30th May, and that of R.M. Turnbull on 29th July.

Whilst both slaughterhouses are of identical design, that of J.E. Allan has additional cold storage accommodation.

Both slaughterhouses have been exceptionally well managed, and there has been no cause for complaint.

Under the Meat Inspection Regulations 1963, the following charges are made for meat inspection as from 1st October:-

2/6d.	per bovine animal
9d.	per calf or pig
6d.	per sheep, lamb and goat.

The total amount of £28. 11. 9d. is to be recovered for the period 1st October - 31st December.

The Council agreed to undertake the removal of refuse from the slaughterhouses twice weekly for the sum of 30/- per week.

23 licences were granted to slaughtermen during the year, and 2 slaughterhouse licences were issued.

All carcases and offal inspected were free from tuberculosis and cysticercosis.

CARCASES AND OFFAL INSPECTED AND CONDEMNED IN WHOLE OR PART

	Cattle excluding Cows	Cows	Calves	Sheep and Lambs	Pigs
Number killed	221	2	5	936	113
Number inspected	221	2	5	936	113
<u>All diseases</u>					
Whole carcasses condemned	-	-	-	5	-
Part " "	1	-	-	3	1
Offal condemned	56	-	-	58	12
Percentage of number inspected affected with disease	25.8	-	-	7.0	11.5

SEWERAGE AND SEWAGE DISPOSAL

No major works have been carried out to existing sewers, and the only part of the district where sewerage is unsatisfactory is that part of Alnwick Moor from Clayport Bank Top to the Reigham Quarry.

If proposals materialise to develop the Shepherds Rest area for housing it is possible that the sewers will be extended to include this area and to serve part of the Rugley Road.

The analysis of the effluent from the new Sewage Disposal Works, which are taken periodically by the Northumberland and Tyneside River Board, have not always satisfied requirements, and to overcome this difficulty secondary filtration was used with better results.

REMOVAL OF TRADE AND HOUSEHOLD REFUSE

Two Bedford side loading vehicles are used. The man power per vehicle being one driver and one loader to one vehicle and one driver and two loaders to the other. Both drivers assist in loading. The vehicle with one driver and one loader is employed in the centre of the town, and collects practically all the trade refuse.

House refuse is collected weekly from all dwellings other than a few isolated cottages on Alnwick Moor.

Trade refuse is collected weekly (twice weekly for defined trades in the summer months as required) from all premises where traders agree to contribute to the 'Trade Refuse Scheme'. This is based on the amount of refuse collected, the first bin being collected free of charge, and a charge of 10/- per year per bin is made in excess of one. Trade refuse from small businesses where one bin is sufficient to meet requirements, is collected free of charge.

48 traders contributed to the Trade Refuse Scheme, and a total of £59. 10. 0d. was collected during the year.

The third vehicle which is used for general purposes, is occasionally used for refuse removal.

All refuse is tipped on the East Cawledge Park site, where one tip attendant is permanently employed.

No salvage is collected, and all waste paper is burnt at the tip. No record is kept of weights of refuse collected.

RODENT CONTROL

The Prevention of Damage by Pests Act 1949, imposes on a Local Authority the duty of keeping its district free from rats and mice, and for this purpose a part-time rodent operator is employed, approximately 12-15 hours per week being spent on this work.

Treatments are given free of charge to all domestic premises and a charge, based on time and materials, is made to all business premises.

All new building sites were inspected, as hutments erected thereon usually give harbourage to rats, and this can be aggravated when workmen throw away unwanted sandwiches and other food.

Special attention was given to the East Cawledge Park refuse tip, and four treatments were given.

Two sewer treatments were carried out but the extent of infestation was very small and only four manholes showed a part take of the bait.

There were no infestations of ship rats.

	Type of Property			Agri- cul- tur- al.
	Local Authority	Dwelling Houses	All others (including business premises)	
Number of properties in district	7	2402	466	29
Number of properties inspected	9	66	42	6
Total inspections, including re-inspections	19	66	44	6
Number of properties inspected and which were found to be infested by:-				
(a) Rats	4	11	4	2
(b) Mice	1	14	7	-
Number of infested properties treated by the Local Authority	5	25	7	-
Total treatments carried out, including re-treatments	9	31	8	-

FACTORIES ACTS 1937 to 1959

1. Inspections

Premises	Number on Register	Number of		
		Inspections	Written Notices	Occupiers Prosecuted
(1) Factories in which Secs. 1, 2, 3, 4 & 6 are to be enforced by the Local Authority	2	2	2	-
(2) Factories not included in (1) in which Sec. 7 is enforced by the Local Authority	46	28	6	-
(3) Other premises in which Sec. 7 is enforced by the Local Authority (excluding outworkers' premises)	12	14	2	-
Totals	60	44	10	-

2. Defects Found

Particulars	Number of Cases in which defects were found				Number of cases in which prosecutions were instituted
	Found	Remedied	To H.M. Insp-ector	By H.M. Insp-ector	
Want of cleanliness (S.1)	1	1	-	-	-
Inadequate ventilation (S.4)	1	1	-	-	-
Sanitary Conveniences (S.7)					
(a) Insufficient	2	2	-	1	-
(b) Unsuitable or defective	5	4	-	1	-
Other offences against the Act:-					
First Aid Boxes	1	1	-	-	-
Totals	10	9	-	2	-

3. Outwork

There were two outworkers notified as engaged in making and altering wearing apparel.

Both premises were satisfactory.

NUMBER OF VISITS AND INSPECTIONS MADE

Food and Drugs Act, 1955

Slaughterhouses	- meat inspections	105	
Butchers Shops	- meat inspections (including poultry)	18	
Food premises	- inspections (Food Hygiene Regulations)	72	
Food premises	- food inspections	18	
Ice-cream vehicles, manufacturers and Dairies		<u>8</u>	221

Public Health Acts

Drainage		154	
Building byelaws		63	
Water supply and sampling		10	
Public Conveniences		5	
Nuisances		12	
Verminous Premises		15	
Sanitary Accommodation (Public Houses)		6	
Refuse removal and refuse tip		102	
Defective W.C.'s		5	
Dustbins		9	
Sqatters		3	
Ditches		3	
Sewage Works		36	
Choked eaves gutters		3	
Street Lighting		<u>6</u>	432

Housing Acts

Inspections	- improvement grants	16	
	- valuation for advances	22	
1957 Act	- house inspections (Sec 3)	57	
	- repairs (Sec 9)	12	
	- unfit houses - demolition	38	
	- unfit houses - Closing Orders (Sec 17)	12	
	- Inspections re. repairs, etc. (Council Houses)	<u>36</u>	193

Factories Acts 1937 and 1948

Inspections	- factories with mechanical power	28	
	- factories non-mechanical power	2	
	- building sites, etc.	<u>14</u>	44

Prevention of Damage by Pests Act 1949

Surveys, treatments and revisits			42
----------------------------------	--	--	----

Caravan Sites and Control of Development Act 1960

Caravans, sites and owners of sites			5
-------------------------------------	--	--	---

Agricultural (Safety, Health, Welfare Provisions) Act 1956

Sanitary Conveniences			3
-----------------------	--	--	---

<u>Miscellaneous - Including Interviews</u>			132
---	--	--	-----

<u>TOTAL NUMBER OF VISITS AND INSPECTIONS CARRIED OUT</u>			<u>1072</u>
---	--	--	-------------

PUBLIC HEALTH AND HOUSING ACTS - NOTICES SERVED

	Informal	Complied with	Statutory	Complied with	Executed in default by Local Authority
<u>Public Health Act, 1936</u>					
Sec. 39 - drainage	4	4	-	-	-
45 - W.C's	3	3	-	-	-
75 - Dustbins	2	2	-	-	-
93 - Nuisances	1	1	-	-	-
<u>Housing Act, 1957</u>					
Sec. 9 - Repairs	10	10	-	-	-
Totals	20	20	-	-	-

Public Health Acts

Blocked drains cleared 15

Houses disinfested re. vermin 5

REPORT ON THE WORK OF THE HEALTH DEPARTMENT - 1945

Reported by	Confirmed	Notified	Notified	Notified
Local Health Officer	with	with	with	with
1 - 1945	1	1	1	1
2 - 1945	2	2	2	2
3 - 1945	3	3	3	3
4 - 1945	4	4	4	4
5 - 1945	5	5	5	5
6 - 1945	6	6	6	6
7 - 1945	7	7	7	7
8 - 1945	8	8	8	8
9 - 1945	9	9	9	9
10 - 1945	10	10	10	10
11 - 1945	11	11	11	11
12 - 1945	12	12	12	12
13 - 1945	13	13	13	13
14 - 1945	14	14	14	14
15 - 1945	15	15	15	15
16 - 1945	16	16	16	16
17 - 1945	17	17	17	17
18 - 1945	18	18	18	18
19 - 1945	19	19	19	19
20 - 1945	20	20	20	20
21 - 1945	21	21	21	21
22 - 1945	22	22	22	22
23 - 1945	23	23	23	23
24 - 1945	24	24	24	24
25 - 1945	25	25	25	25
26 - 1945	26	26	26	26
27 - 1945	27	27	27	27
28 - 1945	28	28	28	28
29 - 1945	29	29	29	29
30 - 1945	30	30	30	30
31 - 1945	31	31	31	31
32 - 1945	32	32	32	32
33 - 1945	33	33	33	33
34 - 1945	34	34	34	34
35 - 1945	35	35	35	35
36 - 1945	36	36	36	36
37 - 1945	37	37	37	37
38 - 1945	38	38	38	38
39 - 1945	39	39	39	39
40 - 1945	40	40	40	40
41 - 1945	41	41	41	41
42 - 1945	42	42	42	42
43 - 1945	43	43	43	43
44 - 1945	44	44	44	44
45 - 1945	45	45	45	45
46 - 1945	46	46	46	46
47 - 1945	47	47	47	47
48 - 1945	48	48	48	48
49 - 1945	49	49	49	49
50 - 1945	50	50	50	50
51 - 1945	51	51	51	51
52 - 1945	52	52	52	52
53 - 1945	53	53	53	53
54 - 1945	54	54	54	54
55 - 1945	55	55	55	55
56 - 1945	56	56	56	56
57 - 1945	57	57	57	57
58 - 1945	58	58	58	58
59 - 1945	59	59	59	59
60 - 1945	60	60	60	60
61 - 1945	61	61	61	61
62 - 1945	62	62	62	62
63 - 1945	63	63	63	63
64 - 1945	64	64	64	64
65 - 1945	65	65	65	65
66 - 1945	66	66	66	66
67 - 1945	67	67	67	67
68 - 1945	68	68	68	68
69 - 1945	69	69	69	69
70 - 1945	70	70	70	70
71 - 1945	71	71	71	71
72 - 1945	72	72	72	72
73 - 1945	73	73	73	73
74 - 1945	74	74	74	74
75 - 1945	75	75	75	75
76 - 1945	76	76	76	76
77 - 1945	77	77	77	77
78 - 1945	78	78	78	78
79 - 1945	79	79	79	79
80 - 1945	80	80	80	80
81 - 1945	81	81	81	81
82 - 1945	82	82	82	82
83 - 1945	83	83	83	83
84 - 1945	84	84	84	84
85 - 1945	85	85	85	85
86 - 1945	86	86	86	86
87 - 1945	87	87	87	87
88 - 1945	88	88	88	88
89 - 1945	89	89	89	89
90 - 1945	90	90	90	90
91 - 1945	91	91	91	91
92 - 1945	92	92	92	92
93 - 1945	93	93	93	93
94 - 1945	94	94	94	94
95 - 1945	95	95	95	95
96 - 1945	96	96	96	96
97 - 1945	97	97	97	97
98 - 1945	98	98	98	98
99 - 1945	99	99	99	99
100 - 1945	100	100	100	100

Report on the work of the Health Department - 1945

Report on the work of the Health Department - 1945

Report on the work of the Health Department - 1945

Report on the work of the Health Department - 1945



