

[Report 1959] / Medical Officer of Health, Alnwick (Union) R.D.C.

Contributors

Alnwick (England). Rural District Council.

Publication/Creation

1959

Persistent URL

<https://wellcomecollection.org/works/mdp32ret>

License and attribution

You have permission to make copies of this work under a Creative Commons, Attribution license.

This licence permits unrestricted use, distribution, and reproduction in any medium, provided the original author and source are credited. See the Legal Code for further information.

Image source should be attributed as specified in the full catalogue record. If no source is given the image should be attributed to Wellcome Collection.



Wellcome Collection
183 Euston Road
London NW1 2BE UK
T +44 (0)20 7611 8722
E library@wellcomecollection.org
<https://wellcomecollection.org>

ALNWICK RURAL DISTRICT

Library



ANNUAL REPORT


OF THE

MEDICAL OFFICER OF HEALTH

AND PUBLIC HEALTH INSPECTOR



1959



ALNWICK RURAL DISTRICT


ANNUAL REPORT
OF THE
MEDICAL OFFICER OF HEALTH
&
PUBLIC HEALTH INSPECTOR
1959

RICHARD SHORT, L.R.C.P., L.R.C.S.(ED.), L.R.F.P.S.(G), D.P.H.
Medical Officer of Health,
Area Health Office,
Wagonway Road,
ALNWICK.

Tel: Alnwick 2263

J.A. STAIG, M.A.P.H.I.,
Public Health Inspector,
Council Offices,
36a Green Batt,
ALNWICK.

Tel: Alnwick 2331



Digitized by the Internet Archive
in 2016 with funding from
Wellcome Library

ANNUAL REPORT OF THE MEDICAL OFFICER OF HEALTH

1959

To the Chairman and Members of the Alnwick Rural District Council

Mr. Chairman, Ladies and Gentlemen,

It is my pleasure to present to you my fifth Annual Report.

In summary, the vital statistics of this year show an increase in the estimated mid-year population, the birth rate, the stillbirth rate and the death rate, and a decrease in infant mortality. It is pleasing to note the drop in infant mortality from 40.20 to 19.60 deaths per 1,000 total live births, and it will be noted from the Table on page 6 that all the infant deaths took place within the first four weeks of life. It is also of interest that three of the four infant deaths were due to prematurity.

The stillbirth rate and the infant mortality rate continue to fluctuate each year, but fortunately, on average the trend is downwards.

There was an increase in the number of deaths by nine, giving an increased rate of 12.43 compared with 11.71 per 1,000 of the population for 1958, and 11.60 for England and Wales for 1959. The main increase appears to have been in the number of deaths caused by diseases of the heart and circulatory system. This increased from 67 deaths to 86, i.e. an increase from 46% of all deaths to 55% whilst coronary heart disease accounted for 25% of this group compared with 35.8% in 1958, and 32% in 1957. Again I give below the Registrar General's classification of the occupational groups for coronary thrombosis:-

Classification	Males	Females
Class 1 (Professional etc.)	-	- ^x (1)
Class 2 (Intermediate occupations)	1 ^x (2)	1 (1)
Class 3 (Skilled occupations)	1 (2)	1 (1)
Class 4 (Partly skilled occupations)	2 (2)	3
Class 5 (Unskilled occupations)	-	-
Totals	4 (6)	5 (3)
Other Persons (no Gainful Occupation Stated)	1	3

^x Figures in brackets are deaths at age 65 years and over

Cancer deaths fell from 30 to 27 or 17% of all deaths, and the number of deaths caused by lung cancer went up from four to five, there being one female death due to this cause. There was no death from leukaemia.

Accidental deaths were assigned to 9 of the 155 deaths, three being motor vehicle accidents, and six to other accidents as shown in Table 2.

Fortunately, there was no death this year from tuberculosis, and the number of new cases of tuberculosis fell from four respiratory and two other forms in 1958, to two cases of respiratory tuberculosis for the present year, and the graph on page 7 shows how favourable the trend has been during the post-war years.

Measles was again the major infection, but it was in a comparatively mild form. Scarlet Fever was also prevalent; it also appeared to be in a very mild form, and more of a nuisance than a serious disease.

Dysentery was similarly of a nuisance value, and there were five cases of food poisoning which affected one family. Tinned salmon had been eaten by all of the victims, and food poisoning organisms were found in the oil and a portion of salmon taken from the opened tin.

Immunisation against Diphtheria, Whooping Cough and Tetanus continued at a favourable level, and no case of diphtheria was notified. Yet only fifteen years ago, before the Immunisation programme was actively pursued, 56 cases of diphtheria were notified, and in the Ministry of Health Report for 1958, 8 deaths were recorded from this cause, whereas only twenty years previously there were 2,861 in England and Wales.

Vaccination against poliomyelitis also continued at a high level, and the response by the 15-25 age group improved. As previously reported up to 31st December, 1958, only 300 out of an estimated 7,040 in North Northumberland had two doses of the vaccine. During 1959, however, this total increased to 3,831 or 54%. The figures for the other groups in North Northumberland are shown hereunder:-

1 - 15 Age Group

12,751 children received two injections (94%) out of an estimated population of 13,573.

<u>Expectant Mothers</u>	575
--------------------------	-----

<u>Doctors and Families</u>	41
-----------------------------	----

<u>Ambulance Staff and Families</u>	17
-------------------------------------	----

<u>Hospital Staff</u>	57
-----------------------	----

A total of 17,272 received two injections since the advent of the scheme to 31st December, 1959.

Of these, 12,940 received their third injection - approximately 75%

During the year public sessions were held in Alnwick and Berwick, and general practitioners co-operated to the full. For the third successive year, no case of poliomyelitis was notified.

As far as the sanitary conditions of the district are concerned, the plight of the Radcliffe community still stands uppermost in the problem. From the Public Health Inspector's section of the report, it will be seen that this village has more than its share of occupied slum property; 33 out of 88, and altogether there are 124 properties below standard, out of the 406 estimated for the entire district.

On the credit side, good progress was made during the year in the plans for the provision of sewerage at Boulmer, Embleton and High Newton-by-the-Sea, and if this rate of progress could be continued, or even accelerated, then the sewerage problem should be solved within the next ten years.

In my 1957 report I stressed the urgent need for public conveniences in the rural district which was facing an ever increasing influx of visitors. I also reported that the Council had recommended the provision of such accommodation at Craster, Newton-by-the-Sea, Embleton, Boulmer and Hawxley, and additional accommodation at Alnmouth and Warkworth. A start was made during the year to implement these recommendations, and the work should be completed during the early part of 1960.

The Slaughterhouse Regulations were issued on 1st January, 1959, and in consequence I called a meeting of my Public Health Inspectors for North Northumberland to discuss the regulations and agree upon the interpretation of the various sections. As a result of this meeting, an agreed standard and interpretation was concluded, and at later meetings we were privileged to discuss informally our interpretation with officials from the Ministry of Agriculture, Fisheries and Food. These meetings of my Inspectors, which I have called at fairly regular intervals, have proved to be most beneficial indeed. We have been able to share our experiences and difficulties, and to have a uniformity of approach in North Northumberland. I hope they will be continued by my successor.

As this is my last report to you before I leave the district to take up a new appointment in Edinburgh, I should like to place on record my very sincere appreciation of the help and co-operation accorded to me by the Chairman and members of the Health Committee. I have also had very able assistance from, and it has been very pleasant to work with, the other officials and staff of the Council, and in particular I would like to pay tribute to the help I have received from Mr. R. Rothwell, Clerk of the Council, Mr. T. Robson, Deputy Clerk, Mr. J. Staig, Public Health Inspector, Mr. R. Lyall, Additional Public Health Inspector, and Mr. O. Farrell, Surveyor. I will be leaving the district with extremely happy memories.

I am,

Mr. Chairman, Ladies and Gentlemen,
Your obedient servant,

Richard Short

MEDICAL OFFICER OF HEALTH

GENERAL STATISTICS

The area of the district is 92,964 acres.

The number of inhabited houses was 4,091 and the number of new houses completed during the year was 14.

The rateable value was £115,623 and the sum represented by a penny rate was £413.

The estimated mid-year population was 12,470 and this figure was taken when calculating the Birth and Death rate.

VITAL STATISTICS

<u>Live Births</u>	<u>Males</u>	<u>Females</u>	<u>Total</u>
Legitimate	101	93	194
Illegitimate	4	6	10
Totals	<u>105</u>	<u>99</u>	<u>204</u>
Birth Rate per 1,000 of the population			16.35
Illegitimate live births per cent of total live births			4.90
<u>Still Births</u>			
Legitimate	1	2	3
Illegitimate	<u>1</u>	<u>1</u>	<u>2</u>
Totals	<u>2</u>	<u>2</u>	<u>4</u>
Stillbirth Rate per 1,000 total live and still births			19.23
Total live and still births			208
<u>Infant Deaths (deaths under one year)</u>			
Legitimate	3	1	4
Illegitimate	<u>1</u>	<u>1</u>	<u>2</u>
Totals	<u>4</u>	<u>2</u>	<u>6</u>
<u>Infant Mortality Rates</u>			
Total infant deaths per 1,000 total live births			19.60
Legitimate infant deaths per 1,000 legitimate live births			20.61
Illegitimate infant deaths per 1,000 illegitimate live births			Nil
<u>Neo-natal Mortality Rate</u>			
Deaths under four weeks per 1,000 total live births			19.60
<u>Early Neo-natal Mortality Rate</u>			
Deaths under one week per 1,000 total live births			14.70
<u>Perinatal Mortality Rate</u>			
Stillbirths and deaths under one week combined per 1,000 total live and stillbirths			33.65
<u>Maternal Mortality (including abortion)</u>			
Number of deaths			Nil
Rate per 1,000 total live and stillbirths			Nil

<u>Deaths</u>	<u>Males</u>	<u>Females</u>	<u>Total</u>
	84	71	155
Death Rate per 1,000 of the population			12.43
Deaths from Puerperal Sepsis			Nil
Deaths from Other Puerperal Causes			Nil
Deaths from Cancer			27

Table 1

CHIEF CAUSES OF DEATH

	<u>Males</u>	<u>Females</u>	<u>Total</u>
Tuberculosis (Respiratory)	-	-	-
Tuberculosis (Other)	-	-	-
Syphilitic Disease	1	-	1
Diphtheria	-	-	-
Whooping Cough	-	-	-
Meningococcal Infections	-	-	-
Acute Poliomyelitis	-	-	-
Measles	-	-	-
Other Infective and Parasitic Diseases	-	-	-
Malignant Neoplasm, Lung, Bronchus	4	1	5
" " Breast	-	1	1
" " Uterus	-	5	5
" " Stomach	1	1	2
Other Malignant and Lymphatic Neoplasms	8	6	14
Leukaemia, Aleukaemia	-	-	-
Diabetes	1	1	2
Vascular Lesions of the Nervous System	18	13	31
Coronary Disease, Angina	11	11	22
Hypertension with Heart Disease	1	3	4
Other Heart Disease	12	9	21
Other Circulatory Disease	4	4	8
Influenza	-	-	-
Pneumonia	4	-	4
Bronchitis	1	3	4
Other Diseases of Respiratory System	1	-	1
Ulcer of Stomach and Duodenum	2	2	4
Gastritis, Enteritis and Diarrhoea	-	-	-
Nephritis and Nephrosis	1	1	2
Hyperplasia of Prostate	-	-	-
Pregnancy, Childbirth, Abortion	-	-	-
Congenital Malformations	-	-	-
Other defined and ill-defined diseases	7	7	14
Motor Vehicle Accidents	3	-	3
All Other Accidents	3	3	6
Suicide	1	-	1
Homicide and Operations of War	-	-	-
Totals	<u>84</u>	<u>71</u>	<u>155</u>

Table 2

ACCIDENTAL DEATHS

Sex	Cause of Death	Age
<u>Females</u>	Poisoning by barbiturates. Not sufficient to determine how or why the fatal dose was taken.	37
	Toxaemia due to septic absorption from bed sores - the result of being bedridden following a fracture of the right tibia accidentally sustained. Fell on public footpath.	74
	Hypostatic pneumonia - the result of being bedridden following an accidental fracture of the right femur. Fell whilst walking on highway.	92
<u>Males</u>	Fractured skull and multiple bodily injuries. Deceased was accidentally struck by a light engine whilst walking near the railway.	34
	Anuria due to renal damage due to severe burns. Clothing caught fire while he was incapacitated due to disseminating sclerosis and was trying to smoke a cigarette in the bedroom of his residence.	45
	Multiple injuries including fractured skull. Was driving a diesel passenger train on a railway and came into collision with a motor morry on a level crossing.	57
	Fractured skull and multiple injuries. Knocked down by a motor car.	77
	Brain damage. Fell from pedal bicycle.	78
	Fracture of base of skull and multiple bodily injuries. Knocked down by a motor cycle.	7

Table 3

INFANT MORTALITY

Cause of Death	Age	Place of Death
Prematurity	30 mins.	The Hospital Scarborough.
Prematurity	10 hrs.	General Hospital, Newcastle.
Extreme Prematurity	1 day	Princess Mary Maternity Hospital, Newcastle.
Cerebral Haemorrhage	1 week	Princess Mary Maternity Hospital, Newcastle.

Table 4

INFECTIOUS DISEASES

Scarlet Fever	21
Whooping Cough	3
Diphtheria	-
Measles	70
Pneumonia	2
Cerebro-spinal Meningitis	-
Enteric Fever	-
Erysipelas	-
Acute Poliomyelitis	-
Dysentery	19
Ophthalmia Neonatorum	-
Puerperal Pyrexia	-
Smallpox	-
Paratyphoid Fever	-
Food Poisoning	5
Encephalitis	1

Table 5

TUBERCULOSIS

Age Groups	New Cases				Deaths			
	Respiratory		Non-Respiratory		Respiratory		Non-Respiratory	
	M	F	M	F	M	F	M	F
1-19	-	1	-	-	-	-	-	-
20-29	-	-	-	-	-	-	-	-
30-39	-	-	-	-	-	-	-	-
40-49	-	-	-	-	-	-	-	-
50-59	-	-	-	-	-	-	-	-
60+	1	-	-	-	-	-	-	-
Totals	1	1	-	-	-	-	-	-

Notifications and Deaths from
Respiratory Tuberculosis 1945 to 1959

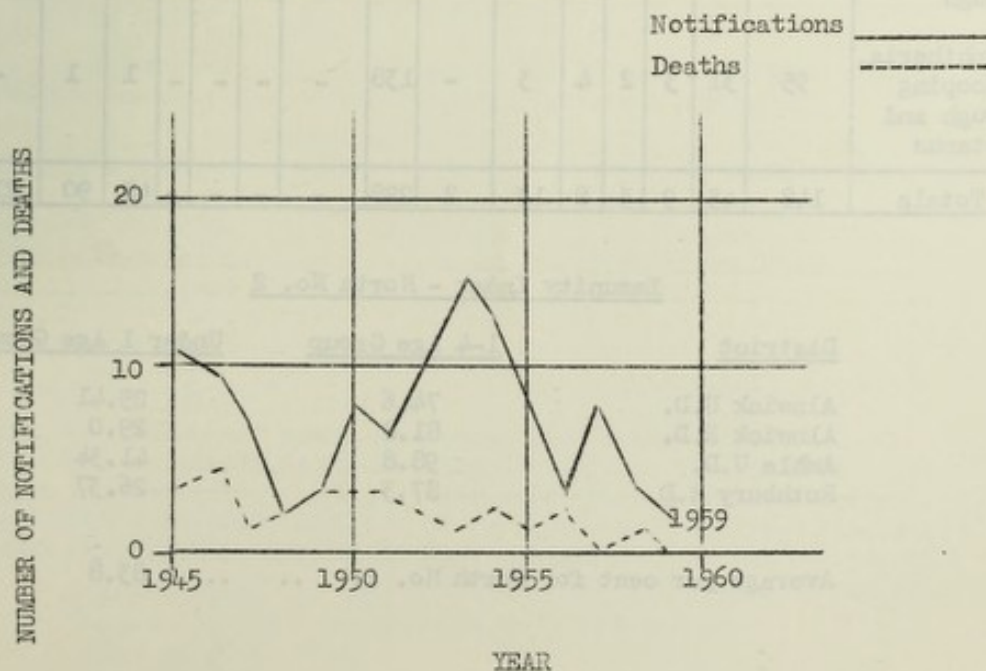


Table 6

PUBLIC HEALTH LABORATORY REPORTS

<u>Results</u>	
<u>Throat and Nasal Specimens</u>	
Vincent's spirochaetes and fusiform bacilli	2
Streptococcus haemolyticus	3
Streptococcus viridans	1
Coagulase positive staphylococci	<u>1</u>
Negative	7
Total specimens taken	<u>13</u>
	<u>20</u>
<u>Faecal Specimens</u>	
Shigella sonnei	15
Negative	<u>40</u>
Total specimens taken	<u>55</u>
<u>Food Specimens</u>	
Coagulase positive staphylococci	2
Negative	<u>2</u>
Total specimens taken	<u>4</u>

Table 7

IMMUNISATION

Primary Immunisation									Secondary (Reinforcing) Injections								
	Under 1	1	2	3	4	5/9	10/14	15/18	Under 1	1	2	3	4	5/9	10/14	15/18	
Diphtheria	-	-	1	-	1	4	1	7	-	-	-	-	47	84	21	152	
Diphtheria and Whooping Cough	53	14	5	1	3	6	1	83	-	-	-	-	-	5	-	5	
Diphtheria, Whooping Cough and Tetanus	95	31	3	2	4	3	-	138	-	-	-	-	1	1	-	2	
Totals	148	45	9	3	8	13	2	228	-	-	-	-	48	90	21	159	

Immunity Index - North No. 2

<u>District</u>	<u>1-4 Age Group</u>	<u>Under 1 Age Group</u>
Alnwick U.D.	74.6	25.41
Alnwick R.D.	81.8	29.0
Amble U.D.	98.8	41.34
Rothbury R.D.	87.3	26.37
Average per cent for North No. 2. .. .		83.8

Table 8

SMALLPOX VACCINATIONSNorth No. 2

Number Vaccinated During Period							Number Re-Vaccinated						
District	Under 1	1	2-4	5-14	15 or over	Total	Under 1	1	2-4	5-14	15 or over	Total	
Alnwick U.D.	56	31	4	-	3	94	-	-	-	1	13	14	
Alnwick R.D.	102	62	15	6	8	193	-	2	-	5	32	39	
Amble U.D.	16	15	1	5	1	38	-	-	-	1	3	4	
Rothbury R.D.	37	29	1	5	-	72	-	1	1	1	15	18	
Totals	211	137	21	16	12	397	-	3	1	8	63	75	

A N N U A L R E P O R T

1 9 5 9

PUBLIC HEALTH INSPECTOR

To the Chairman and Members of the Council,

Mr. Chairman, Ladies and Gentlemen,

It gives me pleasure to present my fifth Annual Report in which are facts and comments relative to the activities of the department during 1959.

The statistical section of the Report continues as here to fore but this year in the general information Section I have inserted particulars concerning the water supplies and sewerage services, administered by the Council.

The overall situation regarding water supplies to the whole of the District is one of inadequacy, which it is hoped will be met in full in the near future by the Coquet Water Board Scheme when it comes to fruition. It is gratifying to see actual progress now being made in this direction as far as the plant and trunk line is concerned and it is now essential that rapid progress be made with the distribution mains. Mr. Farrell has regularly sampled all the public water supplies and these have been satisfactory. Hereunder is given a list of the public supplies for your guidance.

<u>Location</u>	<u>Type</u>	<u>Villages Served</u>
(1) Eglington	Spring	Eglington
(2) Glanton	Spring	Glanton
(3) Glantles	Spring	Newton-on-the-Moor
(4) Denwick Quarry } Snableazes }	Spring	Alnmouth Lesbury (part)
(5) Shilbottle Colliery } Sturton Grange }	Mine Shaft Bore	Shilbottle Warkworth & Birling
(6) Sturton Grange No. 1.	Spring & Borehole	Hauxley & Radcliffe Togston (part)
(7) Swarland Shaft } Springwood Borehole }	Borehole Disused Mine Shaft	Swarland & Newton-on-the-Moor
(8) Powburn	Spring	Powburn & Hedgeley
(9) Gallowmoor } Stamford Links }	Boreholes	Embleton, Newton-by-the-Sea Dunstan, Craster, Longhoughton, Boulmer.

In the statistical section is given the numbers of samples taken from private sources amounting to 82 in total. The number of supplies from which these were taken is 49. Thirty five of these supplies proved satisfactory but 14 required subsequent sampling. By improvements to the sources 8 of these eventually proved satisfactory leaving 6 to be kept under surveillance.

The following list is included in this report so that you will be informed of the position regarding sewerage in the District.

<u>Local Authority Sewers</u>	<u>Area Served</u>	<u>Type of Disposal</u>
Alnmouth	Alnmouth	Sea outfall
Acklington	Council Houses only	Tank Treatment
Christon Bank	Christon Bank	do do
Craster	Craster	Sea outfall
Dunstan	Dunstan	Tank Treatment
Embleton	Embleton	do do
Felton	Felton	Sewage works
Ganton	Ganton	Tank Treatment
High Hauxley	Council Houses only	do do
Low Hauxley	Low Hauxley	Sea outfall
Lesbury	Hipsburn only	River outfall
Longhoughton	North end of village	Sea outfall
Low Newton	Low Newton	Sea outfall
High Newton	High Newton	Tank Treatment
Powburn	Powburn	River outfall
Radcliffe	Radcliffe	Stream outfall
Shilbottle	Shilbottle	Sewage Works
Swarland	Swarland	do do
Togston	Togston	Stream outfall
Warkworth	Warkworth	Tank Treatment

All the sewerage to the above outfalls do not have any preliminary treatment prior to discharge. The tank treatments are in the form of septic tanks, the majority being in an over-loaded condition. The three sewage works have the full complement of tanks and filters and work satisfactorily.

SEWERAGE PRIORITY SCHEMES

Position at present

Togston & Acklington.....	Final Drawings in course of preparation for submission to Ministry.
High Newton-by-the-Sea.....	Completed.
Embleton.....	Proposals submitted to Ministry for approval.
Boulmer & Longhoughton (south part)	Boulmer, tenders invited; Longhoughton Nil.
Lesbury.....	Nil
Warkworth.....	Nil
Remington.....	Nil
Eglingham.....	Nil
Newton-on-the-Moor.....	Outline Scheme in course of preparation.
Dunstan.....	Nil
Ganton.....	Nil
Alnmouth.....	Nil
Radcliffe/High and Low Hauxley (This area to be re-graded when opportunity permits)	Outline Scheme in course of preparation.

The above Priority List was compiled by Mr. Farrell, after consultation with the Medical Officer of Health and myself, and submitted for consideration

to the Council during December, 1955. The principal reasons being that there are either, no sewerage to those villages, or the existing services are causing nuisances because of in-adequate treatment or grossly overloaded, thus holding up housing development.

In view of the termination of the first five year programme in relation to Slum Clearance a review of the situation was carried out in December and properties re-valued regarding future proposals. The following table gives an estimate of the problem and the proposals for action.

- (1) Estimated number of houses remaining unfit for human habitation..... 149
- (2) Number of houses demolished or closed since 1. 1. 56..... 153
- (3)
 - (a) Number of houses to be demolished in Clearance Areas. 102
 - (b) Number of houses to be demolished or closed elsewhere..... 47

of these 149 Houses in item (1) there are 88 in occupation, and 33 of them are in the Radcliffe village. There are quite a number of the 88 houses with aged persons residing therein who will possibly remain in these houses for the remainder of their lives. The most urgent problem to be solved in Slum Clearance in this Area is, undoubtedly, that of the moribund community of Radcliffe, which accounts for nearly half the amount. The remainder of the houses are distributed throughout the area and it might be possible by selecting two or three centrally situated sites for new houses this number could be reduced, leaving others to be catered for by priority in the Council House-Letting programme. I feel that a questionnaire to these tenants, indicating proposed sites, size of houses and rents, might prove beneficial, prior to future decisions affecting Slum Clearance. This procedure would have the affect of not only permitting the Council to implement the needs for Slum Clearance but also throw light on those willing to move residence and bring hope of better housing conditions. It would be the perfect answer to build the necessary amount of houses in each community where there are unfit houses but I doubt if this would be either economically or technically possible.

In conjunction with the aforementioned review we also devoted time to an appraisal of the sub-standard houses, i.e. houses without water closets, baths or satisfactory drainage. So that a distinction could be made between the houses which could be connected to sewers, - either proposed or in existence and those houses which would require septic tank treatment, the totals were divided into Villages and Agricultural Houses. The following figures give an approximation of the problem:-

- (1) Number of Agricultural Houses.....141
(Approximately 80 in one ownership)

(2) Village Housing:-

*Acklington.....	17
*Boulmer.....	34
Eglingham.....	15
Hauxley.....	29
Howick.....	17
Lesbury.....	41
Longhoughton.....	30
Radcliffe.....	124
Rennington.....	19
Newton-on-the-Moor.....	16
South Charlton.....	11
*Togston.....	53

Total 406

The aforementioned table thus discloses that those marked with an asterisk are being catered for by the provision of new sewerage, which accounts for 104 Houses. Once more it is the Radcliffe/Hauxley area which predominates in sub-standard conditions by virtue of approximately 150 houses being without adequate sewerage. Lesbury and Longhoughton are, of course, in the preliminary stages of being investigated for adequate sewerage. To expedite the remainder of the necessary sewerage, which is in small villages, it might be worthwhile investigating the possibilities of relative sized, unit-construction sewage disposal plants from reputable firms dealing in this work and approved by the Ministry. The foregoing remarks may appear irrelevant to housing conditions but the reason I stress the necessity for adequate sewage lies in the fact that in the next few years the Coquet Water Scheme will be completed, and if a Sewerage Scheme can be co-ordinated then, in my opinion, the major obstacles to raising the standards of housing in this area will be overcome. It would probably accelerate the programme of reconditioning of houses as the council are giving incentives to owners of property by means of Discretionary and Standard Grants. Apart from these considerations there are also the aspects of a decrease in river pollution and an improved Cleansing Service whereby there would be less time spent on emptying pails and privies and the rapid deterioration of vehicles.

During the month of August the Members of the General Purposes Committee inspected all the licensed and unlicensed caravan sites in the area, prior to consideration of the amendments to the Councils Conditions governing Caravan Site Control. There were 17 unlicensed sites and 13 licensed sites visited, and at the same time the caravan sites stationed at Helsay and Newtown Links, Warkworth, were also inspected. Information was to be sought from other Authorities having caravanning problems and alongwith representatives from the Planning Authority and the Caravan Clubs the discussions and amendments were to take place early in 1960 before the camping season commenced. Many of these sites are very primitive in sanitation services and others provide full services. I would like to see the whole of the them provided with at least the minimum requirements of water and sanitation services under the control of site operators rather than indiscriminate disposal of sewage, however efficiently the individual caravan owners carry out this work. Experience has proved that a conscientious site-operator does not permit a health hazard and this is the reason why I would prefer to see a simple piece of legislation whereby all sites must be licensed annually. Obviously amenity values must be taken into consideration but that could be adequately dealt with by the Planning Authorities. Thus, the health aspect would continue as before, concerning sanitation etc., but it would become a much simpler matter for control in so far as the administrator would know immediately if caravans were being illegally sited. After proper licensing of the site it would then be a routine matter of renewal of annual licenses, provided there were no breaches of the Conditions. One can instance similar control procedure in respect of licences etc., for Milk, Petroleum Storage, Slaughterhouses etc.

There has been no serious complaints during the year in the Cleansing Service, which is a compliment to the staff. A tip attendant commenced work during the year and he has proved very helpful in the maintenance of tips, relief driving during holidays and during periods of illness to provide a continuity of service. Provision is being made for the supply of two new vehicles in the next Estimates so that the old vehicles, which will be 10 years old then, can be taken off heavy work. One of these could be retained for use by the tip attendant, and as a relief vehicle, which I am of the opinion is most essential having experienced difficulty in obtaining suitable vehicles during emergencies. There has been no alterations to the routine daily service during the year. The approximate total amount of mileage covered by the vehicles in the year is 41,284 miles and the petrol consumed is in the region of 11 miles per gallon.

In view of the legislation regarding improvements to Slaughterhouses to bring these up to required standards a great deal of time has been spent with the six slaughterhouse owners in inspection of premises, advice on proposed improvements and also making certain that they are fully conversant with their obligations under the Acts and Regulations. All have signified their intentions that if it is financially and technically possible then their premises will be made to conform with the requirements. To this end further consultations and inspections are continuing. As the majority only kill one or two beast daily it would appear that there are possibilities of their continuance but there are two instances where electricity is not available and I am apprehensive of the alternative suggested methods of the use of butane or propane gas being satisfactory. At this juncture I cannot see any alternative but to await results of their efficiency. The existing slaughterhouses are reasonably well maintained but do require improvements and we have full co-operation from the butchers for meat inspection purposes. I am glad to report that, apart from sheep, there is now 100% meat inspection. All casualty animals are reported and inspected. In the summer and at Christmas time we do have to accommodate the butchers by working outside normal office hours.

All the milk sold in the area is now either Pasteurised Sterilised or Tuberculin Tested and is sold as bottled milk. The registered premises are the same as previously and they continue to function satisfactory as most of the milk is delivered soon after arrival.

Food premises are inspected whenever possible and there have been no complaints but other work has not allowed sufficient time for complete inspections of all premises.

PEST CONTROL.

This important work has again been in the capable hands of J. Sisterson who has carried out regular inspections and treatments in accordance with the Ministry specifications. All Council properties are subjected to quarterly inspections and treatments and the sewers are treated every six months. The undermentioned figures were obtained as a result of a survey by Mr. Sisterson and is included in this report as I think it is of interest to members.

AGRICULTURAL SURVEY - RODENT CONTROL

1959.

Total Number Farms over 50 acres.....	232
Total Number Farms inspected from 1st April, 1959.....	198
Number Farms Infested with Rats.....	131
Minor.....	75
Major.....	56
Reservoir.....	Nil

Classifying Infestations.

A convenient, though arbitrary, classification is as follows:-

Minor - Infestations with less than 20 rats.

Major - Infestations between 20 and 200 rats.

Reservoir - Infestations of over 200 rats.

- (1) Out of the total of 198 farms inspected, 21 are treated by private service companies.
- (2) After advice has been given regarding the use of Warfarin poison, the majority of these infestations are successfully treated.
- (3) Re-inspection of infested land is carried out approximately one month after treatment, to ensure that clearance has been achieved.
- (4) Prior to the recent take over of Agricultural land rodent control duties by the Local Authority, the number of farm Contracts held by the Agricultural Executive Committee in the Rural District Council's area was 36.
- (5) All this work is carried out by J. Sisterson, full time Pest Officer to the Alnwick Rural District Council in addition to treatments to dwelling houses, Local Authority properties, contracts to business premises, and including clerical work.

The Council have now erected 19 large concrete litter bins and 46 metal pillar type bins in villages and open spaces frequented by the public, throughout the area. There is no doubt that these are being used by the public as is evidenced by the rapidity in which they are filled and the quantities of litter now being collected by the Cleansing Service. Apart from the disfigurement of the external portion of the bin and the initial wilful damage to one or two bins by some of the unruly elements of the community these are all satisfactory. In certain villages there is undoubtedly need for increasing the size or number of bins, which will probably be rectified in the coming year after a review of the position.

Beach Signs and lifebelts have now been placed along the coast-line at points where there was potential danger to bathers and it is disturbing to find that they are being defaced or the lines and lifebelts being cut, damaged and even removed. One cannot find the culprits, but surely members of the public frequenting these places could help by remonstrating any offenders, of whatever age, and telling them of the folly of their ways.

Consideration was given to the provision of Public Conveniences throughout the area and it was agreed that new Conveniences should be provided at the following coastal villages namely, Boulmer, Craster, Embleton, Newton-by-the-Sea, Hauxley and increased accommodation at Alnmouth and Warkworth. Washing facilities are to be provided to each section of the conveniences. It is hoped that these amenities will be in operation before Easter next year. There is no doubt they should prove a boon to visitors and also residents, who in the past, have had to endure considerable upset from visitors for the use of house sanitation.

Street naming and numbering has not been pursued this year because of increased attention to other outstanding work.

We have again enjoyed the full co-operation of the Fire Prevention Department Staff of the Northumberland County Fire Brigade in implementing action under the Petroleum Regulations.

In concluding this Report I would like to record my appreciation for the assistance and help given me throughout the year in administering the work of this department and in the compilation of this Report to Mr. R. Rothwell, M.B.E., Clerk of the Council, and Mr. O.M. Farrell, Engineer and Surveyor and his staff. I would also like to express my thanks for the willing co-operation given me throughout all times by my assistant Mr. R. Lyall M.A.P.H.I., and Mrs. Robson. To the members of the Council I offer my thanks for their encouragement and assistance extended to me during 1960. Finally my sincere thanks to the Medical Officer of Health, Dr. R. Short, for help and guidance, given to me in a pleasant co-operative manner during the year.

Yours faithfully,
J. A. STAIG,
Public Health Inspector.

SECTION - 1

PUBLIC HEALTH

Sanitary CircumstancesTOTAL VISITS DURING YEAR RE:-TOTAL

Houses - Housing Defects (S.39,45,47,56,58,92,138)	57
Houses - Other Nuisances (s.39,50,75,83a,83b,92b,92c,92d.)	39
Other Premises	9

PUBLIC HEALTH ACT

Sec. 39 Drainage, Cesspools, etc.	178
" 45 W.C.'s - nuisance	7
" 46 W.C.'s - workshops etc.	3
" 47 W.C.'s - conversions	19
" 50 Cesspools - nuisances	3
" 58 Dangerous Buildings	3
" 75 Dustbins	4
" 79 Accumulations - Noxious	2
" 83b Verminous Premises	3
" 87 Public Conveniences	62

STATUTORY NUISANCES

Sec. 92(a) Structural Defects	5
" 138 Water Supply	84

PART V

Infectious Diseases	34
Sec.259 Watercourses, ditches, etc.	13
" 268 Tents, Vans & Sheds	53

FOOD & DRUGS

Bakehouses	1
Butchers	14
Fried Fish Shops	2
Ice Cream	5
Meat Preparation Rooms	21
Public Houses, Inns, Hotels, etc.	14
Restaurants, Cafes	11
Slaughterhouses	31
School Canteens	3
Kippering Sheds	4
Mineral Waters	1
Other Food Premises	7

MEAT & FOOD INSPECTION

Shops etc.	15
Slaughterhouses	783

MILK & DAIRIES

Distributors, dealers, Pasteurisers, etc.	5
---	---

MISCELLANEOUS

76

INTERVIEWS

143

FACTORIES

Factories (Mechanical)	8
" (Non Mechanical)	17
Workplaces	2

PEST CONTROL

Local Authority Premises	6
Dwelling Houses	4
Business Premises	5

CLEANSING SERVICE

Collection	73
Disposal (Tips etc.)	109

HOUSING ACT 1936/57 (INSPECTIONS)

Houses Inspected	148
Repairs (Sec. 9)	27
Demolitions (Sec. 16)	25
Closing (Sec. 18)	2
Clearance Area (Sec. 42)	21
Overcrowding	1

PETROLEUM

17

BEACH SIGNS

31

STREET NAMES

16

MEETINGS

6

PUBLIC HEALTH

Number of Public Conveniences	2
" " Part-time Caretakers	2
Moveable Dwellings - Total Licensed	
" " - " Sites.	13
" " - " Unlicensed	
" " - " Sites.	18
" " - " New	2

(The above figures excluded Newtown Links)

SECTION - 2.FOOD & DRUGSLicences or Registrations

Slaughterhouses	6
Slaughtermen	22
Ice Cream Premises	38
" " Manufacturers	Nil
Milk (Special Designations)	
Tuberculin Tested Raw	4
" Pasteurised	19
" Sterilised	6
" Distributors	20

FOOD & DRUGSFood Inspection

Sec. 9 Canned Goods	-	474 Tins
Meat	-	37 Tins plus 76 lbs.
Milk	-	52 Tins
Vegetables (Green)		112 lbs.

SECTION - 3.HOUSINGGeneral

Total No. of Houses in District	4091
New Houses (1959) - Local Authority	-
" " " - Other Housing Authorities	-
" " " - Private Persons	14
Total number of Council houses to date	755

Housing Act 1936/57.

Survey of Houses for period ending December 1959

	Action during 1959			Total Remaining	
	Demolished	Vacated	Confirmed	Occupied	Vacated
Demolition Orders	9	1	4	9	
Closing Orders	-	-	1	1	
Undertakings	-	-	2	11	
Clearance Orders	26	8	-	45	57
Informal	22	-	-	-	-
Totals	57	9	7	66	57

Repairs to Houses - By Informal Action	48 Houses
Demolition Orders Revoked After Reconstruction	2 Houses

Improvement Grants 1949

(1) Applications submitted to L.A. (1959)	23
(2) Applications rejected	1
(3) Applications approved	21
(4) Total number approved since inception of scheme.	220
(5) Hill Farming & Livestock Rearings Act (1946/54) for the year 1959.	Nil

Standard Grants 1959.

No. of Houses grant aided	34
" " " provided with Bath or Shower	32
" " " Wash Hand Basin	32
" " " Hot Water Supply	25
" " " Water Closet	30
" " " Food Store	22

Public Health Act 1936.

No. of conversions to water closets 10
 No. of applications in 1959 4

SECTION - 4.FACTORIES ACTS, 1937 to 1959.

1 - INSPECTIONS for purposes of provisions as to health (including inspections made by Public Health Inspectors)

Premises	Number on Register (2)	Number of		Occupiers prosecuted
		Inspections	Written Notices	
(1) Factories in which Sections 1,2,3,4 & 6 are to be enforced by Local Authorities.....	11	8	Nil	Nil
(2) Factories not included in (1) in which Section 7 is enforced by the Local Authority.....	45	17	Nil	Nil
(3) Other Premises in which Section 7 is enforced by the Local Authority (excluding out-workers' premises)	1	2	Nil	Nil
Total	57	27	Nil	Nil

2 - Cases in which DEFECTS were found

Particulars (1)	Number of cases in which defects were found				Number of cases in which prosecutions were instituted (6)
	Found (2)	Remedied (3)	Referred To H.M. Insp. (4)	By H.M. Insp. (5)	
Want of cleanliness (S.1)	3	3	-	-	-
Overcrowding (S.2).....	Nil	Nil	-	-	-
Unreasonable temperature (S.3).....	Nil	Nil	-	-	-
Inadequate ventilation (S.4).....	Nil	Nil	-	-	-
Ineffective drainage of floors (S.6).....	Nil	Nil	-	-	-
Sanitary Circumstances (S.7)					
(a) Insufficient.....	Nil	Nil	-	-	-
(b) Unsuitable or defective.....	2	2	-	-	-
(c) Not separate for sexes	Nil	Nil	Nil	Nil	Nil
Other offences against the Act (not including offences relating to Out-Work)	Nil	Nil	-	-	-
Total	5	5	-	-	-

SECTION - 5.

PREVENTION OF DAMAGE BY PESTS ACT, 1949.REPORT FOR 9 MONTHS ENDED 31ST DECEMBER, 1959.

	(1) <u>Local Authority</u>	(2) <u>Dwelling Houses (inc. Council Houses)</u>	(3) <u>All other Business Premises</u>	(4) <u>Total of Columns (1), (2) & (3)</u>	(5) <u>Agricultural</u>
1. No. of Properties	39	3278	350	3667	813
2. No. of Properties inspected					
(a) Notification	-	42	5	47	Nil
(b) Survey	39	56	18	113	198
(c) Otherwise	-	14	7	21	4
3. Total Inspections & Re-Inspections	73	140	40	253	202
4. No. of Properties Infested					
(a) Major	6	4	1	11	56
Minor	24	60	4	88	76
(b) Major	-	3	1	4	-
Minor	-	10	-	10	2
5. No. of Infested Properties	30	77	6	113	Nil
6. Total Treatments & Re-Treatments	73	98	7	178	Nil
7. No. of Section 4 Notices	Nil	Nil	Nil	Nil	Nil
8. No. of "Block" Controls	42	-	-	-	-

SECTION - 6.

Cleansing Service

Staff	9
Vehicles (side loading 7 c. yds.)	4
Districts	4
Refuse Tips	10

SECTION - 7.

MEAT

	Cattle Excluding Cows	Cows	Calves	Sheep & Lambs	Pigs	Horses
Number Killed (if known)	990	1	27	2713	521	Nil
Number Inspected	990	1	27	2559	521	Nil
<u>All diseases except Tuberculosis & Cysticerci Whole carcasses condemned</u>	Nil	Nil	Nil	1	Nil	Nil
Carcases of which some part or organ was condemned	249	Nil	Nil	78	99	Nil
Percentage of the number inspected affected with disease other than cysticerci & Tuberculosis	25.1%	Nil	Nil	.3%	19%	Nil
<u>Tuberculosis only</u> Whole carcasses condemned	Nil	Nil	Nil	Nil	Nil	Nil
Carcases of which some part or organ was condemn- ed.	15	Nil	Nil	Nil	14	Nil
Percentage of the number inspected affected with Tuberculosis	1.5%	Nil	Nil	Nil	2.6%	Nil
Cysticercosis - Carcasses of which some part or organ was condemned	8	Nil	Nil	Nil	Nil	Nil
Carcases submitted to treatment by refrigeration	6					
Generalised and Totally Condemned	Nil					

MEAT CONDEMNED DURING 1959.

<u>Disease or Condition</u>	<u>Whole Carcasses</u>				<u>Part Carcasses</u>				<u>Weight in lbs.</u>
	C a t t l e	S h e e p	P i g s	C a l v e s	C a t t l e	S h e e p	P i g s	C a l v e s	
Abscesses.....					7				74
Actinomycosis.....					5				155
Angomata.....					3				29
Cirrhosis.....					46		5		537
Cyst. Bovis.....					8				116
Fascioliasis.....					129				1548
Injuries & Bruising.....					9	2			58
Parasites.....					19	57	25		214
Pericarditis.....					2		12		35
Pleurisy.....		1			8		28		59
Pneumonia.....					13	19	29		135
Tuberculosis.....					15		14		334
TOTAL	-	1	-	-	264	78	113	-	3294

ANIMALS KILLED, AND PERCENTAGE AFFECTED WITH
TUBERCULOSIS, CYSTICERCI AND OTHER

DISEASESYEARS 1956 TO 1959.

	<u>Cattle Excluding Cows</u>	<u>Cows</u>	<u>Calves</u>	<u>Sheep and Lambs</u>	<u>Pigs</u>
Number killed 1956	838	3	18	2931	289
" " 1957	986	-	48	2365	396
" " 1958	990	1	30	2822	569
" " 1959	990	1	27	2713	521
Number Inspected					
" " 1956	579	-	7	1342	101
" " 1957	883	-	23	1885	295
" " 1958	990	1	30	2613	569
" " 1959	990	1	27	2559	521
Percentage of the Number Inspected					
1956	30.8	-	27.1	.49	4.
1957	28.	-	4.4	.8	6.7
Affected with diseases other than Tubercu- losis or Cysticerci					
1958	25.6	-	.3	.7	10.1
1959	25.1	-	-	.3	19.
Percentage of the number inspected					
1956	2.42	-	-	-	2.
1957	1.5	-	-	-	.3
affected with Tuberculosis					
1958	1.5	-	-	-	3.
1959	1.5	-	-	-	2.6
Cysticercosis Carcases of					
1956	-	-	-	-	-
which some					
1957	.68	-	-	-	-
part or organ					
1958	.6	-	-	-	-
was condemned					
1959					

SECTION - 8.

STREET NAMING OR NUMBERINGVillages not commenced

Acklington	Lesbury
Boulmer	Newton (High & Low)
Christon Bank	Powburn
Derwick	South Charlton
Edlingham	North Charlton.
Eglington	
Embleton	

BEACH SIGNS & LIFEBOOYS

No. of Signs	=	11
No. of Lifebuoys	=	14

PETROLEUM REGULATIONS

No. of Licensed Installations	=	92
No. of New Licences	=	4

SECTION - 9.

WATER SAMPLING.Classification of Non Chlorinated Piped Supplies.

Class 1.	Excellent	49
Class 2.	Satisfactory	6
Class 3.	Suspicious	1
Class 4.	Unsatisfactory	26

Total number of samples 82

Total number of supplies 49.

