

**[Report 1958] / Medical Officer of Health, Abingdon and Faringdon Districts Joint Public Health Committee (Abingdon Borough, Abingdon R.D.C., Faringdon R.D.C.).**

**Contributors**

Abingdon and Faringdon Districts. Joint Public Health Committee.

**Publication/Creation**

1958.

**Persistent URL**

<https://wellcomecollection.org/works/nq92pdpv>

**License and attribution**

You have permission to make copies of this work under a Creative Commons, Attribution license.

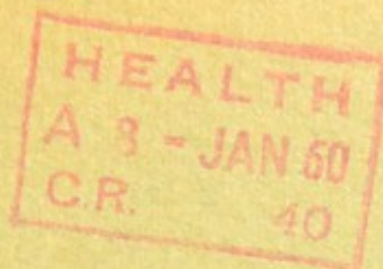
This licence permits unrestricted use, distribution, and reproduction in any medium, provided the original author and source are credited. See the Legal Code for further information.

Image source should be attributed as specified in the full catalogue record. If no source is given the image should be attributed to Wellcome Collection.



Wellcome Collection  
183 Euston Road  
London NW1 2BE UK  
T +44 (0)20 7611 8722  
E [library@wellcomecollection.org](mailto:library@wellcomecollection.org)  
<https://wellcomecollection.org>

*Mr. O'Mara SB*  
*A. Juby Lang*



ABINGDON AND FARINGDON DISTRICTS  
JOINT PUBLIC HEALTH COMMITTEE




*Banks*

REPORT  
OF THE  
MEDICAL OFFICER  
OF HEALTH

FOR  
THE YEAR ENDING DECEMBER THIRTY-FIRST  
NINETEEN HUNDRED AND FIFTY-EIGHT

*B*





# ABINGDON AND FARINGDON DISTRICTS JOINT PUBLIC HEALTH COMMITTEE

---

## Members 1958-59

### ABINGDON BOROUGH COUNCIL

Mr. J. S. Candy, "The Gate House", Picklers Hill, Abingdon.

Mr. J. H. Stanley, 71 John Morris Road, Abingdon.

### ABINGDON RURAL DISTRICT

Mrs. E. B. Armitage, M.B.E., Walton House, Sutton Courtenay, Nr. Abingdon.

Lt. Col. S. T. Austin, O.B.E., The White House, Shippon, Nr. Abingdon.

Mr. W. Evans, 1 High Street, Drayton, Nr. Abingdon.

Mr. A. E. Leighton, 6 The Gap, Marcham, Nr. Abingdon.

Mr. W. T. Palmer, 3 Finmore Road, Botley, Oxford.

### FARINGDON RURAL DISTRICT

Mr. G. A. Lockwood, 13 Watchfield Road, Watchfield, Nr. Swindon.

Capt. R. A. Prioleau, The Grove, Kingston Lisle, Nr. Wantage.

Mrs. F. G. Walker, Winslow Coombe, Ashbury, Nr. Swindon.

### BERKSHIRE COUNTY COUNCIL

Mr. D. W. Lansdown, Hatford House, Faringdon.

Mr. O. A. Tunnicliffe, M.C., Church Farm House, Faringdon.

Clerk: Mr. G. V. Spooner, Council Offices, 60 Bath Street, Abingdon.



# Public Health Staff

## Medical Officer of Health

Norman Parfit, M.A., B.M., B.Ch. (Oxon), D.P.H. (Lond.)  
60 Bath Street, Abingdon (Telephone 361).

## Public Health Inspectors

### ABINGDON BOROUGH COUNCIL

Gifford Saffin, F.S.I.A., M.R.S.I.,  
The Abbey House, Abingdon (Telephone 851).  
Additional Public Health Inspector: A. E. Eames, M.S.I.A., M.R.S.I.

### ABINGDON RURAL DISTRICT

Chief Public Health Inspector: T. E. Upton, M.S.I.A.  
60 Bath Street, Abingdon (Telephone 361).  
Deputy Chief Public Health Inspector: T. G. Evans, M.S.I.A.  
Additional Public Health Inspector: J. C. Pickup, M.S.I.A.

### FARINGDON RURAL DISTRICT

H. E. Tolman, M.R.S.I., M.S.I.A.  
Council Offices, Faringdon (Telephone 2296).

TO THE CHAIRMAN AND MEMBERS OF THE  
ABINGDON AND FARINGDON DISTRICTS  
JOINT HEALTH COMMITTEE

Ladies and Gentlemen:

I beg to present my Annual Report for the year 1958.

May I first express my sincere thanks to the Chairman and Members of the Councils for their courtesy and friendliness, to the General Practitioners and the Nurses of the area for their willing support and co-operation, and most of all to the Health Inspectors for their loyalty, industry and efficiency, to which the pages of this report bear witness.

During the past ten years the population in this area has increased by 9,600, or 17.2%. The rate of increase, however, varied considerably in the three Districts, being 23% in Abingdon Borough, 18% in Abingdon Rural District and 8.8% in Faringdon. The Borough, which only five years ago was 2,350 behind Faringdon, has now just overtaken it.

Our Death Rate, which has for many years been considerably below the National rate, was in 1958 only slightly below. On the other hand, the Birth Rate reached a new high level of 21.1 compared with the National rate of 16.4. During the past ten years our Birth rate has averaged 19.6 compared with the National average of 15.7. These figures may look dry as dust, but in terms of human lives they mean that 347 extra babies were born here in 1948 who would probably not have been born if their parents had been living in an average area.

Our Infant Mortality rate, one of the best tests of the quality of the Social conditions and the Medical services of an area, was again about half that of the National rate. The recently issued report of the Berkshire County Medical Officer prints a table showing the average Infant Mortalities for the 7 Urban and 11 Rural Authorities in Berkshire over the past ten years. It shows Abingdon Rural District to have the best figure, Abingdon Borough to come second and Faringdon to be fourth out of the eighteen.

To hold these positions of leadership in the table of such a favoured area as the Royal County of Berkshire is most noteworthy.

There were no deaths in the area from Polio, Measles, Diphtheria, Scarlet Fever, Whooping Cough, Syphilis, Typhoid,



Dysentery or any other infectious or parasitic disease, except of course, Tuberculosis.

With regard to Polio of which we have not even had one case for over two years, it is too early yet to be sure to what extent the exceptionally low number of cases in the country this year is due to the immunisation campaign, but at least the remarkable summer we have had is strong evidence against the idea, to which I have never subscribed, that the spread of Polio is assisted by hot weather, and against the theory, which I have always opposed, that Polio is spread by river bathing.

During the past five years we have had in our area one death from Polio and 71 from Lung Cancer. Middlesex, the most populous county in the South has, during the past nine years, had 122 deaths from Polio and 8,843 from Lung Cancer. I quote these figures not because those for Middlesex are remarkably close to 122 times ours for *each* disease, nor because this figure of 122 shows that we have little more than half the mortality per head of population that Middlesex has. For that we may be thankful without discussing the reason. I do so in order to quote the County Medical Officer of a population forty times the size of our own commenting on the fact that they (like us) have over 70 times as many deaths from Lung Cancer as from Polio, and I quote him because he has 122 times as good a reason for saying it. "During the past nine years 122 Middlesex residents have died from Poliomyelitis, but it is rightly considered necessary to conduct a national as well as a local publicity campaign on poliomyelitis immunisation. During the same period Lung Cancer was the cause of the death of 8,843 persons in Middlesex, yet little or nothing is seen or heard in the way of national publicity against cigarette smoking. Local publicity is futile in competing with the intensive advertising conducted by the tobacco industry and responsibility lies with the Government to strengthen the youth of the country to resist the temptation to which they are constantly exposed".

\* \* \*

A joint meeting in May of 200 General Practitioners and Medical Officers of Health were in general agreement that the regulations about the notification of Infectious Diseases were rather out of date.

The English are famous for their understatement, not least in their official documents. The understatement of this week, and of the past 40 weeks, is found on the third page of the 20 page booklet issued each week by Her Majesty's Stationery Office, at



a cost of 1/6d., as the "Registrar General's Weekly Return for England and Wales of Infectious Diseases, etc." The table which shows that for the past 40 weeks the number of deaths from Pneumonia far exceeds the number of cases notified as suffering from Pneumonia, is headed with a cautionary note which reads as follows:

*Note:* The deaths may not be comparable with the notifications in all cases because for some diseases (e.g. Pneumonia) notification is believed to be incomplete.

\* \* \*

When I was a boy my unit of cash was the penny. I bought Xmas presents for all five brothers and sisters at the "penny bazaar". A few years later it was at the "3d. and 6d. bazaar", since known as Woolworths. Later the unit became shillings and now, alas, it is pounds. However, that is still tolerable because, in spite of taxes, some of which are patently iniquitous, and one quite immoral, there are as many pounds around as there were pennies. In fact, the value of money has fallen.

But this does not apply to TIME. That is a precious factor that becomes more priceless with every passing year. One is forced to the conclusion that the unit of time in which to take action varies greatly in different circles. In a good business it is obviously hours or days, where in a bad business it may be weeks. In Local Authorities it can be fortnights (where Committees meet that often), but more usually is months. Ministries, alas! seem content to think only of YEARS.

An editorial in the British Dental Journal (August '59) said: —

"Indeed, the urgency of this problem cannot be exaggerated. During the last year the number on the Dentists Register declined by 191, while no less than 27 per cent of Dentists engaged in the General Dental Service were 60 years of age or over."

"Since it must take 7 to 8 years from the start of building (Dental Schools) before the first additional dentist is added to the Register, and since it is agreed on all sides that the incidence of dental disease is increasing rapidly, it is clear that the nation is heading for a complete breakdown of its dental services . . ."

It is over 7 years since the Faringdon Council voted to add to their water the Fluoride which it lacked, in order to prevent half the dental decay in children in their district, but they are still not allowed to do so. I wish that those responsible for this lamentable state of affairs could feel a little of the shame that I do each time I look into the mouths of those children, for in the past year some 250 children have started school with over 600 decayed



teeth that would have been sound if fluoride had been added in '53 to the water in Faringdon R.D. alone. This figure would be about 6,250 if applied to the Oxford Waterworks area. Also, each succeeding year these children will have unnecessary decay in an additional 1,250 teeth, and be joined by a further 6,250 unnecessarily decayed teeth in the five-year old school entrants.

It is over nine *years* since the American Dental Association said, "Certainly the opinions of such authoritative bodies should dispel any lingering doubt about the advisability of fluoridating communal drinking water and they should open the way for all Communities having a central water system to provide a simple, inexpensive measure which will partially protect their children from the ravages of tooth decay."

It is over eight *years* since the Surgeon General of the U.S. Public Health Service said: "During the past nine years our studies progressed to the point where we could announce an unqualified endorsement of the fluoridation of public water supplies as a mass procedure for reducing tooth decay by two-thirds."

It is nearly eight *years* since all the national associations of the United States concerned with health( Dental, Medical, Public Health, Hospital, Nurses, etc.) joined in saying "every year that fluoridation is postponed many thousands of children (they mean millions) are deprived of the dental benefits which they might otherwise have obtained".

It is  $7\frac{1}{2}$  years since the U.K. Mission which studied the evidence behind all these statements in the U.S. arrived back, in April 1952. It then took a *year* to print their 100 page report.

They advised repeating in this country demonstrations which would take at least 6 *years* to show what the Americans had already spent 8 years proving.

These four demonstrations then took almost 3 *years* to get started. One died a most unnatural death, but we are told to wait another 2 or more *years* for the other 3 to produce results.

To comment on this sorry procession of the years I quote what the United States Secretary of Health, Education and Welfare said earlier this year:

"Although controlled fluoridation has been proved over and over again to be an inexpensive and completely safe means of preventing 65 per cent of dental decay, only one out of every four people in this country today has this protection.

"Why every community with a public water supply has not availed itself of the proved dental health benefits of controlled



fluoridation is difficult for me to understand in the light of the following facts:

1. Intensive research over a quarter of a century shows conclusively that water containing a proper amount of fluoride reduces dental decay by about 65 per cent.

2. Equally conclusive research has demonstrated that controlled fluoridation is completely safe, causing no bodily harm of any kind.

3. The American Dental Association, the American Medical Association and virtually all other scientific and professional organisations having competence in the field have recommended the fluoridation of public water supplies.

4. This protection costs only a few cents per person per year. If started in childhood, the protection is effective over a life-time.

5. Controlled fluoridation does not mean adding a foreign substance to water; *all* water contains some fluoride. Fluoridation of water as a public health measure simply means controlling the *amount* of fluoride in a public water supply.

6. Even water containing as much as 8 times the amount of fluoride recommended for prevention of tooth decay does not injure a person's health."

The Secretary of the American Dental Association in October 1959, told Norwegian Dentists in Oslo that "the evidence supporting the use of the Salk Polio vaccine is relatively small when compared with the evidence which supports the safety and usefulness of Fluoridation."

There is some good news of stirring in the London Water area. Tottenham Borough Council passed a Resolution and wrote to the other 57 Authorities asking for their support.

The resolution having referred to the trials that were taking place continued—"the Council feel that as the safety and practicability of this measure have been proven elsewhere no time should be lost by the Ministry of Health in implementing the fluoridation of public water supplies", and went on to "press the Ministry to give this matter the most urgent consideration".

To date (November 6th) 18 Authorities with a population of 1,396,000, or 23% have decided to take no action or to await the trials. 9 Authorities with a population of 1,010,000 or 19%, are undecided or have referred it to the Metropolitan Standing Joint Committee, while 31 Authorities, with a population of 2,859,000, or 54% have supported the resolution.



My own conviction is that further delay is quite inexcusable and to allow a tiny minority of "anti's", who can produce no significant evidence in support, to hold up a desperately needed PROVEN remedy for an appalling state of affairs, is reducing Democracy to an absurdity.

This is the season when many ask themselves the next morning, "Surely there is some better way of starting the day than by waking up!" No! and there is no better way of starting the year than by asking our leaders to wake up and start leading.

Your obedient servant,

NORMAN PARFIT,

*Medical Officer of Health.*

P.S. As the aftermath of the Printers dispute has delayed the appearance of this report it should be noted that while most of the above refers to 1958, occasional references to 'this year' mean 1959.

## VITAL STATISTICS

In this first section are collected the various tables which summarise the vital statistics of the three Authorities grouped together. It is followed by sections which deal separately with matters affecting the health of each Authority.

### AREA AND POPULATION

The following table gives the area of each district with the estimated population at the middle of 1958. It shows that the population densities of the Abingdon Borough and Faringdon Rural District are very close to the national averages for England and Wales. Abingdon Rural District, however, has a density over three times that of the average Rural District, only one-third of this excess being due to the parishes which are on the outskirts of Oxford, namely, Cumnor, North Hinksey and Kennington.

District	Area in Acres	Est. Mid-1958 Pop.	Increase on 1957	Persons per acre
Abingdon Borough	1,754	13,420	310	7.65
Abingdon Rural District	41,185	28,830	770	.70
Faringdon Rural District	55,726	13,410	—	.24
Totals	98,665	55,660	1,080	.56

### BIRTHS AND DEATHS

The following table shows the totals of Births and Deaths and the 'corrected' rates per 1,000 of Population. 'Corrected' rates are those which take due account of the actual age and sex composition of each area by being multiplied by the 'comparability factor' supplied by the Registrar General. They may then be fairly compared with those of the nation as a whole, or with the corrected rates of any other area. The factors for Births and Deaths are as follows: Abingdon Borough .91 : 1.24 : Abingdon Rural District 1.01 : 1.22 and Faringdon Rural District 1.03 : 1.13. (Figures for 1957 are in brackets).

District	Births	Birth rate per 1000 of Pop.	Deaths	Death rate per 1000 of Pop.
Abingdon Borough	314 (287)	21.3	120 (92)	11.1
Abingdon Rural District	622 (556)	21.7	271 (212)	11.5
Faringdon Rural District	263 (260)	20.2	131 (121)	10.3
Totals	1199 (1103)	21.1 (19.4)	522 (425)	11.3
England and Wales		16.4 (16.1)		11.7

### INFANT MORTALITY

District	Deaths of Infants under 1 year	Live Births	Infant Mortality per 1000 live births
Abingdon Borough	2	308	6.5
Abingdon Rural District	8	619	12.9
Faringdon Rural District	4	258	15.5
Totals	14 (12)	1185 (1082)	11.8 (11.1)
England and Wales			22.5 (23.0)



## CAUSES OF DEATH

The 522 deaths in the area were accounted for as follows:—

Cause	Abingdon Borough	Abingdon Rural	Faringdon Rural	Total 1958	Total 1957
Heart Disease	27	79	60	166	143
Vascular lesions of the Nervous System (Stroke)	11	41	25	77	55
Other Diseases of the Circulatory System	8	12	1	21	12
Cancer of Lung	3	7	8	18	11
Other Cancers	21	35	14	70	47
Pneumonia	6	19	4	29	21
Bronchitis	9	11	3	23	20
Influenza	2	5	1	8	13
Other Diseases of the Respiratory System	—	3	2	5	5
Road Accidents	5	5	1	11	7
All other Accidents	8	14	—	22	24
Suicide	—	3	—	3	—
Hyperplasia of Prostate	1	4	1	6	2
Pulmonary Tuberculosis	2	2	1	5	2
Non-Pul. Tuberculosis	—	—	—	—	—
Ulcer of Stomach	—	4	—	4	5
Leukaemia, Aleukaemia	2	2	—	4	5
Nephritis	3	1	—	4	4
Congenital Malformations	1	1	1	3	6
Diabetes	1	1	—	2	1
Gastritis, Enteritis, etc.	—	—	1	1	2
Syphilitic Disease	—	—	—	—	1
Other Infective and Parasitic Diseases	—	—	—	—	1
Poliomyelitis	—	—	—	—	—
All other Causes	10	22	8	40	38
<b>Total all Causes</b>	<b>120</b>	<b>271</b>	<b>131</b>	<b>522</b>	<b>425</b>

## STILL BIRTHS

District	Legitimate	Illegitimate	Total	Per 1000 total births
Abingdon Borough	6	—	6	19.1
Abingdon Rural District	1	2	3	4.8
Faringdon Rural District	5	—	5	19.0
<b>Totals</b>	<b>12</b>	<b>2</b>	<b>14</b>	<b>11.6</b>
England and Wales				21.6

## MATERNAL MORTALITY

For the sixth successive year there were no deaths attributed to accidents of childbirth.

## INFECTIOUS DISEASES

The following table gives the number of cases of infectious disease (other than tuberculosis) notified during 1958 (with the 1957 figures in brackets).

Disease	Abingdon Borough	Abingdon Rural	Faringdon Rural	Total all Districts
Measles	67 (56)	79 (513)	164 (123)	310 (692)
Whooping Cough	— (27)	36 (39)	8 (13)	44 (79)
Pneumonia	20 (14)	18 (21)	5 (3)	43 (38)
Scarlet Fever	12 (7)	14 (14)	4 (3)	30 (24)
Dysentery	11 (3)	6 (3)	— (—)	17 (6)
Erysipelas	4 (3)	1 (1)	— (1)	5 (5)
Puerperal Pyrexia	1 (—)	2 (3)	— (1)	3 (4)
Food Poisoning	— (—)	2 (11)	— (—)	2 (11)
Meningococcal Infection	— (1)	2 (1)	— (1)	2 (3)
Paratyphoid Fever	— (—)	1 (—)	— (—)	1 (—)
Poliomyelitis (Paralytic)	— (6)	— (3)	— (1)	— (10)
Poliomyelitis (Non-Paralytic)	— (3)	— (—)	— (—)	— (3)
Encephalitis	— (1)	— (1)	— (—)	— (2)
Ophthalmia Neonatorum	— (—)	— (—)	— (1)	— (1)
<b>Total</b>	<b>115 (121)</b>	<b>159 (610)</b>	<b>183 (147)</b>	<b>457 (878)</b>

## TUBERCULOSIS (New Cases)

The following table shows the number of new cases of Tuberculosis notified during the year, distinguishing between the more serious cases affecting the lungs (Pulmonary) and those affecting other parts of the body. This shows a very welcome reduction of Pulmonary cases to a figure half that of the average for the past 10 years.

Age Periods	Abingdon Borough		Abingdon Rural		Faringdon Rural		Total (All Districts)	
	Pul.	Non- Pul.	Pul.	Non- Pul.	Pul.	Non- Pul.	Pul.	Non- Pul.
0—1	—	—	1	—	—	—	1	—
1—5	—	—	—	—	—	—	—	—
5—10	—	—	1	—	—	1	1	1
10—15	—	—	2	—	—	—	2	—
15—20	1	—	2	—	—	—	3	—
20—25	1	—	—	—	—	—	1	—
25—35	1	1	3	—	1	—	5	1
35—45	—	—	—	—	—	—	—	—
45—55	1	1	2	—	—	—	3	1
55—65	—	—	3	—	—	—	3	—
Over 65	—	—	1	—	—	1	1	1
<b>Total</b>	<b>4</b>	<b>2</b>	<b>15</b>	<b>—</b>	<b>1</b>	<b>2</b>	<b>20</b>	<b>4</b>
<b>1957 Figures</b>	<b>11</b>	<b>1</b>	<b>26</b>	<b>3</b>	<b>4</b>	<b>1</b>	<b>41</b>	<b>5</b>



# ABINGDON BOROUGH

## HOUSING CONSTRUCTION

The number of new Houses completed during the year was 49. These consisted of 28 Council Houses and 21 built by private persons. A further 34 Houses were under construction on the 31st December, 1958, of which 30 were Council Houses and 4 were private.

The above brought the number of Council Houses to a total of 1,724, of which 570 were built before the war and 1,154 completed since the war.

The Rents of pre-war Houses ranged from 20/8d. to 33/4d. including Rates, with an average of 25/- per week. Rents for post-war Houses ranged from £1 to £3.5.1d. including Rates, the average being approximately £1.19.6d. per week. The number of applications for Council Houses on 31st December, 1958, was 370.

The Rateable value in May 1958 was £171,707 and the product of a penny rate—£699.

## CARAVANS

A steady demand continues to be made for Caravan Sites. During the year the Council agreed to increase the standing on the Borough Site. Action under the Housing Acts was taken to secure the demolition of two dilapidated Caravans and the total licensed has been increased by 17 to a total of 40. The position on December 31st, 1958, was:—

Council's own Site	20 Caravans
Licensed Private Site	5 Caravans
Individual Private Sites	15 Caravans

## REFUSE COLLECTION AND DISPOSAL

No change was made during the year in the system of kerbside collection. Tipping also continues on the Wick Hall Site. Considerable difficulties were encountered due to the long spells of wet weather and also an invasion of the tip by large numbers of crickets.

The labour position is still difficult with frequent changes of Drivers and Loaders.

## SALVAGE

The market for waste paper was almost non-existent and income fell again for the second year in succession. On the other hand the market for the sale of Rags remained good.

Receipts were:—

Waste Paper	...	...	£84	4	7
Rags	...	...	£46	15	0
Scrap Metal	...	...	£7	17	6
Total	...	...	£148	17	1

## MORTUARY

The Mortuary was used on 89 occasions, including 70 post-mortem examinations.

## SWIMMING POOL

The pool is emptied, cleaned and refilled with water from the adjacent Thames each week. The water is treated with chlorine daily, or more frequently if required, the amount added being decided by twice daily checks of the amount of residual chlorine present in the water. Periodic bacteriological examinations continued to show the value of these measures.



## SEWERAGE AND SEWAGE DISPOSAL

During the year the Council agreed to appoint the necessary staff in the year 1959/60 to carry out the work needed for the construction of the new disposal works and a trunk relief sewer. A start was made to clear the main sewers in the town of their silt to increase their carrying capacity. Very heavy deposits of silt were removed amounting to about 1 ton per 50 yards.

## WATER

Consumption during the year rose to about 26 gallons per head per day.

As before the water was supplied to about two-thirds of the Borough from the Oxford City Council's Water Undertaking, and the remaining one-third from adits and wells at Wootton and Lashford Lane.

During the year plans were completed for a new Reservoir of 150,000 gallons capacity at Wootton on the western slope of Boars Hill, to supply the Abingdon district with additional water to meet the urgent demand. Since then Ministry approval has been given and the work commenced.

## MEAT AND FOOD

The following tables set out the number of carcasses inspected, together with particulars of carcasses and offal found to be affected with tuberculosis and other conditions.

Complete post-mortem examination is carried out on all carcasses and offal, and as far as possible this is preceded by anti-mortem inspection.

	No. Inspected	No. found to be affected T.B.	% of total	Other Conditions	% of total	Whole carcasses T.B.	Other Conditions
<b>Caldecott Abattoir</b>							
Steers & Heifers	1511	30	1.98	439	28.39	4	21
Cows	595	126	21.19	268	45.00	2	20
Calves	266	—	—	38	14.29	—	19
Sheep	6632	—	—	111	1.67	—	29
Pigs	19089	353	1.84	2501	13.10	—	43
Total	28093	509	1.79	3357	11.94	6	132
<b>Bacon Factory</b>							
Pigs	2138	63	2.94	127	5.94	—	—
Grand Total	30231	572	1.89	3484	11.19	6	132

### Weight of diseased and unsound meat and offal condemned:

Meat	...	...	45,611 lbs.
Offal	...	...	28,300 lbs.
Total	...	..	73,911 lbs.

### Meat condemned at Butchers' Shops:

Meat	...	...	20 lbs.
Offal	...	...	192 lbs.
Total	...	...	212 lbs.



### Analysis of Causes of Condemnation of Carcases.

Disease	Steers & Heifers	Cows & Bulls	Calves	Sheep	Pigs	Total
Pleurisy and Peritonitis						
Septic	4	—	1	2	11	18
Oedema General	2	1	—	10	3	16
Pneumonia Septic	2	—	2	4	7	15
Moribund	2	—	3	6	2	13
Oedema and Emaciation	3	3	—	4	1	11
Pyæmia including						
Joint Ill	1	1	3	—	3	8
T.B. Generalised	4	2	—	—	—	6
Metritis						
Septic/Gangrenous	2	3	—	—	1	6
Immaturity	—	—	6	—	—	6
Arthritis & Oedema	—	—	2	—	4	6
Injuries						
Multiple/Septic	1	2	—	—	2	5
All Other Causes	4	3	1	3	4	15
Totals	25	22	19	29	43	138

(a) Routine examination of all cattle for *Cysticercus Bovis* was carried out and in 11 cases (.46%) cysts were found and the affected carcases and offal were dispatched to cold storage accommodation at East Hagbourne or Reading in accordance with Memorandum 3 Food.

(b) The bulk of condemned meat and offal at the Caldecott Abattoir is disposed of in a digester and processing plant adjoining the premises. A certain amount of condemned meat was sent to other areas for animal feeding. In the case of Messrs. Cottrell's Bacon Factory all condemned meat and offal is disposed of by burial on the Corporation tip.

### FOOD OTHER THAN FRESH MEAT

The following foodstuffs were condemned:—

#### Tinned Food

566 lbs. Meat	17½ lbs. Fish
76½ lbs. Fruit	16 lbs. Vegetables
49 lbs. Tomatoes	6 lbs. Milk
41½ lbs. Jam	2 lbs. Miscellaneous
18½ lbs. Soup	

#### Fresh Food

168 lbs. Potatoes	4 lbs. Cake
42 lbs. Fish	

### FOOD PREMISES

The number of various types of premises in the Borough and the number of visits paid to them during the year was as follows:—

Type	No.	Visits	Type	No.	Visits
Abattoir	1	557	Licensed Premises	43	17
Bacon Factory	1	143	Sale of Ice Cream	48	11
Grocers & General			Greengrocers	12	9
Stores	40	48	Fresh and Fried Fish		
Sale and Manufacture			Merchants	6	6
of Preserved Fruit	6	47	Milk Distributors	2	6
Cafes and Restaurants	18	42	Bakeries	4	2
Butchers	10	34			



## MILK

During the year 12 samples of Milk were taken in the course of delivery or at Schools in the Borough and submitted for bacteriological examination.

Class of Milk	Test	No. of Samples	No. of Samples Passed	No. of Samples Failed
Pasteurised	Phosphatase	7	7	—
	Methylene Blue	7	7	—
Tuberculin Tested	Phosphatase	4	4	—
& Pasteurised	Methylene Blue	4	4	—
Sterilised	Turbidity	1	1	—

## ICE CREAM

11 Samples were taken and submitted for analysis to the Public Health Laboratory, 9 were graded as Grade 1 & 2 as Grade II. None were in Grades III & IV. This is a very satisfactory record.

## HOUSING

*Inspection of dwelling houses during the year:*

- |  |     |
|--|-----|
| (1) The number of houses which on inspection were considered to be unfit for human habitation .....                                      | 49  |
| (2) The number of houses the defects in which were remedied in consequence of informal action by local authority or their officers ..... | 9   |
| (3) The number of representations made to the local authority with a view to:  |     |
| (a) the serving of Notices requiring the execution of works .....  | Nil |
| (b) the making of demolition or closing orders .....   | 27  |
| (4) The number of Notices served requiring the execution of works (Informal) .....   | 11  |
| (5) The number of houses which were rendered fit after service of formal Notices .....   | Nil |
| (6) The number of demolition or closing orders made .....  | 18  |
| (7) The number of houses in respect of which an undertaking not to re-let was given .....  | 2   |
| (8) The number of houses demolished .....  | 7   |

## IMPROVEMENT GRANTS

Improvements were carried out to four houses and the following amenities provided:—

Bathrooms	4	Internal W.C.'s	2
Food Stores	3	Fuel-Stores	2
Hot Water Systems	3	Kitchens	2

## FACTORY AND WORKSHOPS ACTS

*Part I of the Act*

	No.	Inspections	Written Notices
Factories without mechanical power	8	3	—
Factories with mechanical power	55	20	2
Other premises	6	1	—
Total	69	24	2

*Cases in which defects were found.*

Nil.

The number of Outworkers in the August list was 4, all engaged in the making of wearing apparel.



# SUMMARY OF P.H. INSPECTORS' VISITS, ETC. DURING 1958

## General Sanitation Visits:

Refuse Disposal .....	121
Water Supply .....	110
Tents, Vans & Sheds .....	107
Refuse Collection .....	91
Drainage .....	73
Petroleum .....	35
Offensive Trades .....	30
Factories .....	20
Licensed Premises .....	17
Shops .....	15
Rats and Mice .....	14
Atmospheric Pollution .....	11
Workplaces .....	6
Schools .....	4
Bakehouses .....	2
Public Conveniences .....	2
Fried Fish Shops .....	1
Stables and Piggeries .....	1
Miscellaneous Sanitary Visits .....	120

## Under Public Health Acts:

Number of Houses Inspected .....	50
Visits paid to above Houses .....	50

## Under Housing Acts:

Number of Houses Inspected .....	569
Visits paid to above Houses .....	596

## Filthy or Verminous Premises:

Visits re Disinfection .....	39
Inquiries in cases of Infectious Disease .....	4
Miscellaneous Housing Visits .....	5

## Meat and Food Inspection:

Visits to—	
Slaughterhouses .....	700
Market Stalls .....	164
Other premises .....	50
Grocers .....	48
Butchers .....	34
Food Preparing Premises .....	26
Restaurants .....	16
Ice Cream Premises .....	11
Greengrocers and Fruiterers .....	9
Dairies and Milk Distributors .....	6
Fishmongers and Poulterers .....	5
Street Vendors or Hawkers' Carts .....	1

## Visits in Connection with Sampling:

Milk — Bacteriological .....	17
Ice Cream .....	9
Miscellaneous Food Visits .....	9

---

Total Number of Visits during Year ..... 3225

## Defects and Nuisances:

Number of Complaints received .....	234
"    " Defects or Nuisances discovered .....	162
"    " Notices Served (Informal) .....	67
"    " Notices Served (Statutory) .....	29
"    " Water samples taken for analysis .....	53
"    " Prosecutions .....	Nil



# ABINGDON RURAL DISTRICT

This table gives certain essential figures as a background against which the following pages can be viewed.

Parish	Est. Pop. Mid. 1958	Area in Acres	Total Dwellings (i)	Council Houses	Rateable Value (ii)	Product of 1d. Rate (iii)
					£	£ s.
Appleford	293	862	85	13	1355	5 11
Appleton-with-Eaton	795	2077	235	32	4673	19 9
Besselsleigh	74	906	22	2	552	2 2
Cumnor	4017	5672	1143	297	43987	195 15
Draycott Moor	495	1054	136(iv)	53(iv)	2567	11 9
Drayton	1776	2604	568	92	10363	42 6
Frilford	242	1147	62	—	3172	13 3
Fyfield & Tubney	556	2746	171	39	4393	18 9
Garford	115	1068	40	4	522	2 2
Kennington	3332	1369	943	190	31796	135 17
Kingston Bagpuize	166	1109	80	—	1350	5 10
Lyford	78	774	43	—	220	0 18
Marcham	872	2514	260	40	8433	33 18
Milton	908	1466	251	31	30055	142 2
North Hinksey	4849	1087	1365	48	55080	230 15
Radley	1854	2863	495	71	14633	60 3
St. Helen Without	1487	2007	579	8	41330	180 17
South Hinksey	410	509	111	8	4667	19 4
Steventon	1220	2401	363(v)	66(v)	14451	59 13
Sunningwell	990	1332	262	37	11641	47 3
Sutton Courtenay	1814	2103	670	232	43343	186 18
Wootton	2299	1523	651	143	24074	101 1
Wytham	188	1992	59	—	2992	10 2
Southern Gas Board					1001	4 3
Totals	28830	41185	8594	1406	£356650	£1528 10
Totals for 1957	28060	41225	7468	1190		£1471 5

- (i) Includes Residential Caravans
- (ii) at 1.4.58.
- (iii) For year 1958/59. To nearest shilling
- (iv) Includes 5 Camp Hutments
- (v) Includes 3 Camp Hutments



## HOUSING CONSTRUCTION

New houses completed during the year numbered 299. These consisted of 248 new Council Houses and 51 built by Private Enterprise. A further 230 were under construction on 31st December, 1958, of which 127 were Council Houses and 93 were private.

The distribution of these 519 houses is shown in the following table.

Parish	Council Houses		Private Enterprise	
	Completed	Under Construction 31.12.58	Completed	Under Construction 31.12.58
Appleford	—	—	1	—
Appleton-with-Eaton	—	—	2	1
Besselsleigh	—	—	—	—
Cumnor	—	—	18	18
Draycott Moor	10	—	1	2
Drayton	—	—	3	6
Frilford	—	—	—	4
Fyfield & Tubney	—	—	1	3
Garford	—	—	—	—
Kennington	12	12	11	6
Kingston Bagpuize	—	—	—	—
Lyford	—	—	—	—
Marcham	—	—	1	2
Milton	—	—	2	—
North Hinksey	—	15	2	28
Radley	—	—	—	—
St. Helen Without	—	—	—	2
South Hinksey	—	—	1	2
Steventon	—	28	3	3
Sunningwell	—	—	1	5
Sutton Courtenay	210	72	3	5
Wootton	16	—	1	6
Wytham	—	—	—	—
<b>Totals</b>	<b>248</b>	<b>127</b>	<b>51</b>	<b>93</b>
<b>Totals for 1957</b>	<b>50</b>	<b>266</b>	<b>105</b>	<b>70</b>

## TEMPORARY DWELLINGS

Due to various factors it was found impossible to complete the re-housing of the hutted camps at Steventon and Kingston Bagpuize. Both camps were due to be cleared by the end of the year, but the Ministry of Housing & Local Government extended this period to 31st March, 1959. Consequently at the end of the year 3 huts were still occupied at Steventon and 5 at Kingston Bagpuize.

The 40 prefabricated bungalows at Wootton and the 16 bungalows at Tubney Woods continued to provide satisfactory accommodation.

## RENTS

As from October 1958 pre-war Council Houses were let at the standard rent of 18/- per week without Bathrooms and £1.3.6d. per week with Bathroom. This could be reduced to a minimum of 5/- by various rebates. The standard rents for post-war houses and flats were: One-bedroom £1.4.0d. per week; 2-bedroom £1.11.0d.; 3-bedroom £1.19.0d., and 4-bedroom £2.3.0d. Rebates to these maximum rents operate if the rent exceeds one-seventh of the tenant's weekly earnings. Such rebates are reduced by 1/6d.



in the presence of sons or daughters over 16 years of age who are earning, or by 3/- over 18, or in the presence of other lodgers.

"Prefabs" were let at 19/- and camp huts at 7/6 per week. This last figure is inclusive of rates, whilst all others are exclusive.

## HOUSING IMPROVEMENTS

Repair and improvement to all classes of property has continued throughout the year and the following table shows the distribution of the work:

Parish	Housing Conversions	Additional Bedrooms	New Bathrooms	New W.C's.
Appleford	—	—	—	—
Appleton	1	—	1	1
Besselsleigh	—	—	1	—
Cumnor	—	1	—	—
Draycott Moor	—	—	—	—
Drayton	—	—	—	—
Frilford	—	—	—	—
Fyfield & Tubney	2	—	3	2
Garford	—	3	3	3
Kennington	—	1	—	—
Kingston Bagpuize	1	1	—	—
Lyford	—	—	—	—
Marcham	—	—	—	—
Milton	—	—	—	—
North Hinksey	2	2	3	2
Radley	—	—	—	—
St. Helen Without	—	—	—	—
South Hinksey	—	—	—	—
Steventon	—	—	—	1
Sunningwell	1	—	—	—
Sutton Courtenay	—	—	—	1
Wootton	1	—	—	—
Wytham	2	—	2	2
Totals	10	8	13	12
Figures for 1957	—	10	24	26

The above figures include some of the 31 houses which are due to be modernised with the aid of Improvement Grants, totalling £10,178, made by the Council under the Housing Acts 1949/57. With the easing of the national emergency grants were re-started in June and it seems likely that the number of people applying for these grants will continue to increase.

Since 1952, grants to a total of £51,614, involving 177 properties, have been approved by the Council.

## HOUSING

During the year 12 properties were demolished as a result of informal or formal action. The number of houses represented for demolition purposes was increased during the year in accordance with the Council's Slum Clearance programme. The owners of 16 of the properties represented have agreed to reconditioning schemes following the vacation of the property by the tenants.

## MOVABLE DWELLINGS

The total number of Caravans in the District showed a further increase throughout the year, rising to 506, although this figure fluctuates from



month to month. The disposition of the Caravans is shown in the following table:

1	Appleford	5	Milton
4	Appleton	26	North Hinksey
1	Besselsleigh	193	Radley
52	Cumnor	14	St. Helen Without
14	Draycott Moor	20	South Hinksey
80	Drayton	6	Steventon
1	Fyfield & Tubney	16	Sunningwell
18	Kennington	11	Sutton Courtenay
6	Kingston Bagpuize	20	Wootton
14	Marcham	4	Wytham

## SALVAGE

The collection of waste paper was discontinued during the year, owing to difficulties in collection with the existing staff and vehicles. Local Authorities have been asked to restrict the quantity of waste paper recovered, and due to the large stocks held by the Waste Paper Companies the price of salvaged paper has been low. Consequently, it has been agreed that the Paper Bailing Press on loan from the Berkshire Waste Paper Co. should be returned.

## REFUSE COLLECTION

The kerbside collection of household refuse continued as in previous years, each parish receiving a weekly collection. Despite the acquisition of a new 16/18 cu. yd. capacity refuse collecting vehicle in October difficulties were experienced in maintaining regular collection services. The refuse collectors were frequently required to work overtime during the week-ends to maintain the weekly service. The cause of the difficulties was a combination of three factors; viz.: repeated mechanical failure on the part of the older vehicles, sickness amongst the collectors and the continued increase in the number of premises in the District.

It is anticipated that a new refuse vehicle will be brought into service during 1959 to replace the small 10 cu. yd., side loader and some re-organisation of the collection services will be required.

The refuse tip at Milton will soon be filled and the tip at Farmoor will have to be closed when the Oxford City Water Undertaking proceed with their scheme to provide a new reservoir in this area. The acquisition of a new tip has become essential and enquiries are being made in this respect.

During the year 50 litter bins were placed on selected sites throughout the District and these were emptied weekly by the normal refuse collection staff. The litter bins were effective in reducing the amount of litter and requests for a further 7 bins were received from the parishes.

## WATER

The northern and central areas of the District, comprising 17 parishes, continued to be served by a piped supply from the Oxford City Water Undertaking, who carry out regular sampling for bacteriological examination and chemical analysis.

The southern parishes of Sutton Courtenay, Drayton, Milton and Steven-ton continue to be supplied by water obtained in bulk from Wantage R.D.C. The average daily rate of 150,000 galls. was increased during the year, with a ceiling imposed of 250,000 galls. per day, and with a lack of pressure over the weekends it was found necessary to augment the Wantage supply by utilising the Sutton Courtenay pump. Regular monthly samples are now taken from this source. It has been found that with sewers available the water consumption has greatly increased.



The laying of water mains in Appleford was completed in September, the water supply being obtained from Wallingford R.D.C. Whilst not many connections were made before the end of the year, it is hoped that this work will be speeded up and many premises relying upon old wells will be connected without undue delay.

Approval was obtained from the Ministry of Housing & Local Government for tenders to be invited for the laying of water mains in Lyford, the water to be supplied by Wantage R.D.C.

The following table gives retails of dwellings receiving water from piped supplies:—

	Total No. of Dwellings	No. of Dwellings supplied with main water	No. of Dwellings supplied by standpipes
<i>Oxford City Water Undertaking</i>			
Appleton	231	158	—
Besselsleigh	21	15	—
Cumnor	1091	1058	—
Draycott Moor	122	100	—
Frilford	62	51	—
Fyfield & Tubney	170	122	—
Garford	40	34	—
Kennington	925	901	—
Kingston Bagpuize	74	52	—
Marcham	246	169	—
North Hinksey	1339	1310	—
Radley	302	270	—
St. Helen Without	255*	244*	—
South Hinksey	91	91	—
Sunningwell	246	239	—
Wootton	631	625	—
Wytham	55	29	—
Total	5901	5468	—
<i>Abingdon R.D.C. Undertaking</i>			
Appleford	84	18	—
Drayton	488	437	21
Milton	227	186	16
Steventon	357	273	43
Sutton Courtenay	659	608	7
Total	1815	1522	87
<i>Not supplied with Main Water</i>			
Lyford	43	—	—
Grand Total	7759	6990	87

\*RAF Married Quarters not included.

## DRAINAGE AND SEWERAGE

### (1) Botley—Kennington Scheme.

With the installation of the new pumps at the Upper Road, Kennington pumphouse, conditions in this area were improved. The new sewer from the Methodist Training College was constructed and put into operation taking in also properties on Harcourt Hill. As a result of this extension it was decided to extend a lateral along Vernon Avenue and this is in course of construction.



The first phase of the extension to the sewage disposal works at Kennington is under construction and when completed will cope with the greatly increased flow. Consideration is being given to incorporating the Radley Village proposals into this scheme.

(2) *Whitecross, Sunningwell, Wootton and parts of St. Helen Without.*

Plans are in the course of preparation for the extension of Gozzards Ford Disposal Works, together with the sewerage scheme for Marcham Village. It is anticipated contracts will be placed during 1959.

(3) *Appleton and part of Cumnor.*

This scheme includes the remaining portion of Cumnor which is not sewered and the villages of Appleton and Eaton. Plans are being prepared for the sewerage of this area and the construction of a sewage disposal works at Appleton, south of the Netherton Road.

(4) *Southern Parishes.*

The second phase of this scheme is under construction and by the end of the year approx. 50% was completed. Progress was slow due to inclement weather and the difficult nature of the subsoil.

(5) *Council Housing Estates.*

The Council's Housing Estates at Hilliatt Fields, Drayton, were connected to the main sewer and the temporary sewage disposal works dismantled.

The small temporary disposal works serving the Council's Housing Estates at Radley, Appleton, Fyfield and Milton continued to function reasonably satisfactorily.

## MILK AND DAIRIES REGULATIONS

The total number of "Distributors" registered under the above Regulations and who retail milk in this District is 4. One Dairy (not being a Dairy Farm) was registered. Seven firms retail in the area under cover of Supplementary Licences.

The collection of samples of milk from Schools in the area continued during the year. Fourteen samples were taken for examination and all satisfied the Methylene Blue and Phosphatase Tests. Copies of the reports were sent to the County Medical Officer of Health as well as to the respective Dealers and Heads of Schools.

## FOOD PREMISES

The total number of food premises in the area is 130, comprising the following types of businesses:—

Grocer & General Stores ...	52	Cafes .....	5
Public Houses .....	49	Bakehouses .....	4
Confectionery .....	10	Greengrocery .....	2
Butchers .....	6	Fishmongers .....	2

Of these 130 premises, 56 are registered for the sale of Ice Cream and four for the manufacture of sausages.

All of the shops in the District were inspected during the year and in general the good standard of hygiene continues to be maintained. However, a small nucleus remains where considerable scope for improvement exists. Two shops have been extended and modernised and four others have considerably improved their standard of hygiene.

## MEAT AND OTHER FOODS

During the year the following foodstuffs were voluntarily surrendered after examination had shown them to be unfit for human consumption:—

Apples .....	720 lbs.	Currants .....	50 lbs.
Savoy Cabbage .....	400 lbs.	English Beef .....	20 lbs.
Potatoes .....	12½ cwt.	Sheeps Livers (tinned)...	10 lbs.
Tomatoes .....	90 lbs.	Corned Beef (tinned) ...	6 lbs.

All condemned food was disposed of by burial in the Council's Refuse Tip.



## DAMAGE BY PESTS ACT, 1949

The Rodent Officer carried out control work under the above Act by means of poison.

The total number of visits to premises during the year was 4203 (Local Authority property 20, Dwelling Houses 3913, Business Premises 121 and Agricultural Property 149), and the number of dead rats and mice recovered was 591. Infestation treatments throughout the year numbered 598.

With the closure of the Rodent Control Division of the Ministry of Agriculture & Fisheries imminent, a number of contracts were made with Farmers for routine control work to be carried out throughout the coming year.

## FACTORY AND WORKSHOPS ACTS

### *Inspections*

Premises	No. on Register	Inspections made	No. of written Notices	Prosecutions
Factories without mechanical power	4	3	—	—
Factories with mechanical power	37	18	—	—
Total	41	21	—	—

### *Cases in which defects were found*

Particulars	Found	Remedied
Sanitary Conveniences (S7) Unsuitable or defective	2	2

The number of Outworkers in the August list was 13, 12 engaged in the making of Wearing apparel and 1 in the making of Curtains, etc.



# SUMMARY OF PUBLIC HEALTH INSPECTORS' WORK DURING 1958

Number of different premises visited .....	1412
"    "    Visits made .....	1852
"    "    Complaints received .....	110
"    "    Defects or nuisances discovered .....	81
"    "    Notices served (Informal) .....	56
"    "    Notices served (Statutory) .....	Nil
"    "    Prosecutions .....	Nil

## *Matters in relation to which visits were made:*

Tents, Vans, Sheds, etc. ....	590
Housing Act — other Visits .....	203
Refuse Disposal .....	172
Drainage .....	144
Water Supplies .....	108
Food Premises .....	108
Refuse Collection .....	93
Nuisances .....	81
Pollution (streams or ditches) .....	61
Housing Inspections .....	56
Outworkers .....	26
Factories & Workplaces .....	21
Petroleum Storage .....	17
Milk Supplies .....	17
Keeping of Animals .....	17
Inadequate or defective sanitary accommodation .....	12
Butchers' Shops .....	9
Public Houses .....	9
Bakehouses .....	7
Unclean Houses .....	3
Dairy Inspections .....	2
Shops (other than Food shops) .....	2
Miscellaneous .....	90

## *Number of Defects or Nuisances abated:*

As to Drains or Cesspools .....	19
"    Polluted ditches, streams, etc. ....	9
"    Pigs or other animals .....	7
"    Privies, W.C's., Sink Wastes .....	3
"    Unclean Houses .....	3
"    Insanitary accumulations or deposits .....	2
"    Other defects or nuisances .....	36
Number of Houses connected to water main .....	363
"    "    Milk Samples taken .....	14
"    "    Closets replaced by W.C's. ....	12
"    "    Water samples taken for analysis .....	12
"    "    Seizures of unsound food .....	9
"    "    Wells cleansed, repaired, etc. ....	2
"    "    Wells closed .....	2



# FARINGDON RURAL DISTRICT

This table gives certain essential figures as a background against which the following pages can be viewed.

Parish	Est. Pop. Mid. 1958	Area in Acres	Total Dwellings	Council Houses	Rateable Value (i)	Product of 1d. Rate (ii)
Ashbury	540	5609	170	36	3558	14 3
Baulking	120	1580	38	—	489	1 17
Bourton	354	1260	76	—	1618	6 6
Buckland	645	4505	180	—	3872	14 5
Buscot	225	2887	71	—	2312	9 17
Charney Bassett	184	1209	61	—	775	3 0
Coleshill	231	2014	73	—	714	2 15
Compton Beauchamp	101	1812	32	—	569	2 6
Eaton Hastings	111	1570	35	—	439	1 15
Faringdon	3164	3547	1028	282	33930	135 16
Fernham	207	1016	56	8	1216	4 18
Great Coxwell	251	1435	79	12	1113	4 9
Hatford	86	993	27	—	476	1 18
Hinton Waldrist	254	2016	80	14	1106	4 9
Kingston Lisle	231	2040	75	12	1618	6 6
Little Coxwell	231	887	73	—	1344	5 5
Littleworth	241	2350	76	—	1201	4 16
Longcot	289	1894	91	12	1322	5 6
Longworth	764	2291	212	40	4437	17 12
Pusey	101	1040	32	—	645	2 11
Shellingford	174	1761	55	2	972	3 18
Shrivenham	1941	2695	436(iii)	83	29355	121 0
Stanford	905	2927	286	70	5366	21 9
Uffington	578	2929	183	54	2902	11 9
Watchfield	1362	1517	424(iv)	58	20925	88 7
Woolstone	120	1942	38	—	493	1 19
South Western Gas Board					1424	5 15
Totals	13410	55726	3979	683	£124191	£503 9
Totals for 1957	13410	55726	3925	653	£132301	£540 9

(i) at 31.3.58

(ii) to nearest shilling

(iii) Includes 82 Military Married Quarters

(iv) Includes 289 Military Married Quarters

## HOUSING CONSTRUCTION

New houses completed during the year numbered 54. These consisted of 30 Council Houses and 24 built by Private Enterprise. A further 50 were under construction on the 31st December, 1958, of which 16 were Council Houses and 34 were Private.



The distribution of these 54 houses is shown by the following table:—

Parish	Council Houses		Private Enterprise	
	Completed	Under Construction	Completed	Under Construction
		31.12.58		31.12.58
Ashbury	—	—	—	2
Bourton	—	—	—	1
Buckland	—	—	1	—
Charney Bassett	—	—	1	—
Compton Beauchamp	—	—	1	—
Faringdon	14	—	4	17
Hatford	—	—	—	1
Kingston Lisle	—	—	1	—
Longworth	—	—	4	1
Shellingford	—	—	1	1
Shrivenham	—	—	5	5
Stanford-in-the-Vale	—	—	5	3
Uffington	—	—	1	1
Watchfield	16	10	—	2
Totals	30	16	24	34
Totals for 1957	8	8	54	20

## RENTS

Maximum rents which are based on the Gross Value for rating purposes range in the case of pre-war houses from 15/- to 22/- and for post-war houses from 24/- to 38/-. Tenants, however, receive rebates which may amount to 14/- for pre-war houses or 25/6d. for post-war houses. These rebates may reduce the rents to minimum figures between 8/- and 11/7d. for pre-war houses and between 12/6d. and 15/3d. for post-war houses.

## MOVABLE DWELLINGS

The following shows the distribution of the 25 Caravans licensed in individual parishes on the 31st December, 1958:—

Parish	Caravans	Parish	Caravans
Buckland	2	Longworth	2
Eaton Hastings	9	Shrivenham	3
Faringdon	4	Stanford-in-the-Vale	1
Great Coxwell	1	Uffington	2
Little Coxwell	1		

## WATER

### Quality:

During the past year water maintained the recognised standard required by the Ministry of Health Grading as shown in the table of bacteriological examinations.

### Quantity:

A number of new connections were made during the year. Water consumption continued to rise and the output is nearing 700,000 gallons per day.

There was no shortage of water and no restrictions were imposed on its use during the year.

Kingston Lisle, which is supplied by the Wantage R.D.C. suffered from inadequate supply during the early part of the year, but subsequent work by the Wantage R.D.C. on the provision of a new booster rectified this difficulty and the village has now a good supply of water. During the year Captain Lonsdale made arrangements to supply Kingston Lisle House, his



farm and cottages from the Undertaker's new main laid along the Ridge-way and this assisted the village considerably by relieving the village mains.

*New Connections:*

There were 62 new connections made during the year.

*Piped Water Supplies:*

Woolstone is the only village with a private water supply as its sole source.

During the year the Buckland private water supply was discontinued and the public supply is now the only source for this village.

Shellingford continues to have both a private and a public piped supply.

All public supplies are chlorinated by the chloramine method. The water is hard and free from plumbo-solvent action.

*Examinations:*

Routine sampling of all piped supplies was carried out and the results of the bacteriological examinations are shown in the following table. Where supplies are chlorinated all samples were taken after such treatment.

Supply	No. of Samples	Ministry of Health's Grading			
		Grade 1	Grade 2	Grade 3	Grade 4
Ashdown Park	18	10	8	—	—
Folly Hill	17	16	1	—	—
Kingston Lisle	4	4	—	—	—
Woolstone	6	4	2	—	—
Totals	45	34	11	—	—

**DETAILS OF DWELLINGS RECEIVING WATER FROM PIPED SUPPLIES EITHER PUBLIC MAIN OR OTHER SOURCE**

Parish	Dwellings	Inside the House	Standpipe
Ashbury	170	165	5
Baulking	38	38	—
Bourton	74	73	1
Buckland	178	171	1
Buscot	71	62	8
Charney Bassett	59	59	—
Coleshill	73	69	4
Compton Beauchamp	33	32	—
Eaton Hastings	35	23	12
Faringdon	1030	1012	12
Fernham	56	48	8
Great Coxwell	79	78	—
Hatford	27	23	4
Hinton Waldrist	80	65	15
Kingston Lisle	74	73	1
Little Coxwell	67	52	12
Littleworth	76	73	—
Longcot	91	86	3
Longworth	207	180	8
Pusey	32	26	6
Shellingford	56	56	—
Shrivenham	428	416	9
Stanford	290	260	26
Uffington	183	164	19
Watchfield	436	434	—
Woolstone	38	22	16
Totals	3981	3760	170



## DRAINAGE AND SEWERAGE

During the year a start was made on the Council's long term Sewerage and Sewage Disposal Scheme.

The first village to be dealt with was Kingston Lisle and the work of construction was well advanced by the end of the year.

The scheme for Hinton Waldrist was approved by the Ministry of Housing and Local Government and a start will be made on this work in the near future.

Preliminary work was also begun on similar schemes for Longcot, Great Coxwell and Stanford-in-the-Vale.

## REFUSE DISPOSAL AND SALVAGE

A new vehicle was put into service in February, replacing the former machine. The Council's decision to purchase a machine of larger capacity, 18 cubic yards, and powered with a diesel engine, enabled the part-time services of a Contractor to be dispensed with.

The service continues to be weekly in the parish of Faringdon and fortnightly in the rest of the rural district, and the collection is a kerbside one.

The problem of a disposal site was satisfactorily solved during the year when a lease was obtained on a sandpit in Stanford-in-the-Vale. The tipping of refuse commenced in September and other tipping sites were abandoned. Wantage Rural District Council also use this tip on alternate weeks and it has been possible, by virtue of this joint use, to provide a calf dozer and mechanical shovel for tip dressing purposes.

Salvage of mixed waste paper was continued during the year and total receipts from this source amounted to £118.17.1d. compared with £156 during 1957. Total receipts for the sale of tins amounted to £7.18.0d, compared with £43 received in 1957.

## MILK

Two Dairies are registered under the Milk & Dairies Regulations and 3 Distributors. 5 Firms are licensed to retail milk in the district and one to sell milk wholesale.

Four samples of milk as delivered to the Schools in the district were taken during the year and submitted to the Methylene Blue and Phosphatase tests. All samples were found to be satisfactory.

## MEAT

There are three licensed Slaughterhouses in the District and the following is a list of carcasses inspected and meat found to be unfit for human consumption:—

	Steers	Heifers	Cows	Calves	Pigs	Sheep & Lambs
No. Inspected	583	648	19	48	541	2276
All diseases except T.B.						
Whole carcasses condemned	—	—	—	—	—	—
Carcasses of which some part was condemned	35	21	—	—	5	—
Percentage with disease other than T.B.	6.03	3.2	—	—	.92	—
Tuberculosis only:						
Whole carcasses condemned	—	—	—	—	—	—
Carcasses of which some part was condemned	1	—	—	—	2	—
Percentage with T.B.	.17	—	—	—	.36	—



## OTHER FOODS

During the year the following foodstuffs were voluntarily surrendered after examination had shown them to be unfit for human consumption:—

61 lbs. Chilled Beef	25 lbs. Ham
9 lbs. Brawn	560 lbs. Jersey Potatoes
12 lbs. Corned Beef	14 lbs. Kippers
35 lbs. Frozen Pork	4 lbs. tinned Luncheon Meat

## REGISTERED FOOD PREMISES

35 premises are registered for the sale of Ice Cream under Section 16 of the Food & Drugs Act, 1955, and one for the manufacture of this product.

In addition, 2 Butcher's shops and 2 Grocer's are registered for the sale and manufacture of preserved foods.

35 Inspections of registered premises were made and conditions generally were found to be satisfactory.

## FOOD PREMISES

The following list shows the number of food premises in the district, set out in accordance with the type of business carried on. The majority of the shops are of the small village General Stores type, staffed by the proprietor and members of his family.

Number in district:

Grocers and General Stores .....	46
Butchers .....	11
Confectioners .....	12
Greengrocers .....	3
Fish Frying Shops .....	2
Cafes .....	8
Fishmongers .....	1
Number of Inspections carried out on Food shops .....	44
Number of Inspections carried out on Stalls & Vehicles .....	4
Number of Inspections carried out on Cafes & Inns .....	36

## BAKEHOUSES

Number in District .....	5
Number of Inspections .....	11

## HOUSING

Houses Inspected under the Housing Acts .....	52
Number of Closing Orders made .....	5

In addition 6 houses were demolished being the subject of Closing Orders and one further cottage was demolished voluntarily by the owner.

16 Properties which were included in the Council's 1956 Slum Clearance proposals were rendered fit for habitation during the year.

## IMPROVEMENT GRANTS

17 Applications for Improvement Grants under the Housing Act, 1949, were considered by the Council and all of these were approved. Altogether work under the Scheme was completed to 18 properties during the year. (These included improvements which had been approved during previous years).



# FACTORY AND WORKSHOPS ACT

## *Inspections.*

Premises	No. on Register	Inspections made	No. of written Notices	Prosecutions
Factories without mechanical power	8	6	—	—
Factories with mechanical power	38	32	1	—
Total	46	38	1	—

## *Cases in which defects were found.*

Particulars	Found	Remedied
Sanitary Conveniences (S7) Unsuitable or defective	1	1

The number of Outworkers in the August list was 2, both engaged in the making of wearing apparel.



# SUMMARY OF PUBLIC HEALTH INSPECTOR'S WORK DURING THE YEAR 1958

Number of Visits made .....	1372
„ „ Complaints received .....	31
„ „ Defects or nuisances discovered .....	29
„ „ Notices Served (Informal) .....	15
„ „ Notices Served (Statutory) .....	2
„ „ Prosecutions .....	Nil


## *Miscellaneous matters in relation to which Visits were made:*

Slaughterhouses .....	426
Refuse Disposal .....	143
Drainage .....	108
Council House Applications .....	89
Food Premises .....	84
Water Supplies .....	81
Petroleum Storage .....	70
Refuse Collection .....	61
Factories and Workplaces .....	38
Schools .....	31
Tents, Vans & Sheds or similar structures .....	26
Butchers' Shops .....	16
Shops (other than Food shops) .....	14
Bakehouses .....	11
Nuisances .....	11
Infectious Diseases .....	8
Dairies .....	7
Unclean Houses .....	6
Knackers' Yards .....	4
Milk Supplies .....	3
Miscellaneous Visits .....	93
Number of Water Samples taken for examination .....	66











*The Abbey Press, Abingdon, Berkshire.*