

**[Report 1953] / Medical Officer of Health, Abingdon and Faringdon Districts Joint Public Health Committee (Abingdon Borough, Abingdon R.D.C., Faringdon R.D.C.).**

**Contributors**

Abingdon and Faringdon Districts. Joint Public Health Committee.

**Publication/Creation**

1953.

**Persistent URL**

<https://wellcomecollection.org/works/c2e68pka>

**License and attribution**

You have permission to make copies of this work under a Creative Commons, Attribution license.

This licence permits unrestricted use, distribution, and reproduction in any medium, provided the original author and source are credited. See the Legal Code for further information.


Image source should be attributed as specified in the full catalogue record. If no source is given the image should be attributed to Wellcome Collection.



Wellcome Collection  
183 Euston Road  
London NW1 2BE UK  
T +44 (0)20 7611 8722  
E [library@wellcomecollection.org](mailto:library@wellcomecollection.org)  
<https://wellcomecollection.org>

*Library*


ABINGDON AND FARINGDON DISTRICTS  
JOINT PUBLIC HEALTH COMMITTEE



---

**REPORT**  
OF THE  
**MEDICAL OFFICER**  
**OF HEALTH**

FOR  
THE YEAR ENDING DECEMBER THIRTY-FIRST  
NINETEEN HUNDRED AND FIFTY THREE





# ABINGDON AND FARINGDON DISTRICTS JOINT PUBLIC HEALTH COMMITTEE

## Members 1953-1954

### ABINGDON BOROUGH COUNCIL

Mr. C. G. Barber, 16 Conduit Road, Abingdon.

Mr. B. G. Burrett, 'Northbrook', 81 Northcourt Road, Abingdon.

### ABINGDON RURAL DISTRICT

Lt.-Col. S. T. Austin, O.B.E., The White House, Shippon, Nr. Abingdon.

Mr. W. Evans, 1 High Street, Drayton, Nr. Abingdon.

Mr. R. M. Haining, 36 Hanney Road, Steventon, Nr. Abingdon.

Mr. M. L. Lindley, Lime Tree House, Harwell, Didcot, Berks.

Dr. M. A. Watson, 'Tanglewood', Boars Hill, Nr. Oxford.

### FARINGDON RURAL DISTRICT

Mr. F. Carter, Coxwell Street, Faringdon.

Capt. R. A. Prioleau, Park Home Farm, Kingston Lisle, Nr. Wantage.


Mrs. F. G. Walker, Winslow Coombe, Ashbury, Nr. Swindon.

### BERKSHIRE COUNTY COUNCIL

Mrs. A. T. Beavis, The Walnuts, Ashbury, Nr. Swindon.

Mr. D. W. Lansdown, Hatford House, Faringdon.

Clerk: Mr. G. V. Spooner, Council Offices, 60 Bath Street, Abingdon



Digitized by the Internet Archive  
in 2016 with funding from  
Wellcome Library

<https://archive.org/details/b28795556>

## PUBLIC HEALTH STAFF

### Medical Officer of Health

Norman Parfit, M.A., B.M., B.Ch.(Oxon), D.P.H.(Lond.),  
The Abbey House, Abingdon (Telephone 851).

### Sanitary Inspectors:

#### ABINGDON BOROUGH COUNCIL

Gifford Saffin, F.S.I.A., M.R.S.I.,  
The Abbey House, Abingdon (Telephone 851).

#### ABINGDON RURAL DISTRICT

Chief Sanitary Inspector T. E. Upton, M.S.I.A.  
60 Bath Street, Abingdon (Telephone 361).

Deputy Chief Sanitary Inspector T. G. Evans, M.S.I.A.

Additional Sanitary Inspector J. C. Pickup, M.S.I.A.

#### FARINGDON RURAL DISTRICT

Captain H. O'Connor, M.S.I.A.  
Council Offices, Faringdon (Telephone 2296).



TO THE CHAIRMAN AND MEMBERS  
OF THE ABINGDON & FARINGDON DISTRICTS  
JOINT HEALTH COMMITTEE

Ladies and Gentlemen,

In presenting my Annual Report for 1953 I would like first to express my very sincere thanks to two groups of people. To yourselves and to all the other Councillors who have been most kind and helpful in our dealings together, to the General Practitioners of the area for their constant and willing co-operation, and to the many Nurses who have been so helpful. Secondly, to the Sanitary Inspectors for all the varied and conscientious work that these pages bear testimony to. Their names appear opposite, but the list is incomplete without that of Mr. H. E. Tolman who replaced Mr. O'Connor on January 1st, 1954, and who has had the difficult task of producing the facts and figures relating to Faringdon from such records as are available.

ANOTHER HEALTHY YEAR

The tables which follow show that the year was, on the whole, a very good one. On the debit side was a fairly widespread epidemic of Measles, an outbreak of Diphtheria originating in the Michaelmas Fair, but limited to 6 very mild cases, and 4 cases of Polio, one of which, alas, was fatal. On the other hand the Birth, Death and Infant Death Rates were all very good and there was no Maternal Death or Food Poisoning.

The corrected Birth Rate is 25% above the national figure, and the corrected Death Rate is 45% below. In other words, the 966 births we had in the area included 180 more births than would have occurred if the age and sex distribution and the birth rate of the area had been the same as the average for England and Wales. Even better, our 338 deaths were 280 less than might have been expected from a similar estimate. That these good figures are neither temporary nor simply because we are in the Southern Region is shown by the fact that if we look at the rates for Berkshire for the 10 years 1942-51 we find that Faringdon and Abingdon Rural District birth rates come first and second respectively among the 11 Rural Districts, and that Abingdon Borough comes second of the 7 Urban Districts of the County. With regard to Death Rates, we find similarly that Abingdon Borough and Abingdon Rural District had the lowest death rates in the County for those 10 years. Infant Mortality, which is always considered a sensitive index of the medical and environmental health con-



ditions of an area, was also very satisfactory. Out of 888 live births there were only 16 deaths, which is a rate of 18 per 1000 as compared with 26.8 for England and Wales. Again it has to be remembered that lower than average figures are usual in the South of England, and secondly, that our population of 50,000 is small enough to give wide fluctuations from year to year. But a rate of 18.0 is among the lowest even in the South and the rate taken over the last five years averages out at 22.3 which is very much lower than the rate of 29.2 for the whole country and which also is among the lowest average figures for the South during those five years.

#### A GLANCE BACKWARDS

This is my fifth annual report so a review and a look ahead are not inappropriate. The most striking change in health during those years is the improvement in younger children due to the National Health Service. Five years ago the routine examination of entrants to the primary schools showed perhaps one in four or one in three of the children with conditions which could have been prevented, treated or cured, which had been neglected because the parents hadn't the money or the time, the knowledge or the initiative to see a Doctor or were waiting till the child met the School Medical Officer. Now most 5 year olds have had their obvious physical needs attended to by going to their family Doctor, and that is a very great gain.

Another change evident in the past two years is in the dental care that children are receiving from Dentists since older folk have been needing less or have disliked the payments involved.

The most serious lack in our children's upbringing is, that among the many things we teach them, there is almost nothing to help them understand and look after the most priceless possession they will ever have, namely their bodies and, even more important, their minds. The average man understands more and takes better care of his car, or his home, or his garden; but who can blame him when from the time he starts school, aged 5, to when he leaves at age 15, 18 or even 24, he is taught so little about himself.

#### A QUESTION OF BALANCE

From time to time a dangerous criminal appears in a community, perhaps an escaped convict or just an unknown who has developed the impulse to assault or kill. Immediately the whole area or country, assisted by the Press and the Police, are on the alert to find him and ensure he attacks no one else. But every day every community of our size has not one but several men or women who are spreading, by T.B., injury and death no less deadly because it comes silently and slowly.



Many of them have no idea that they are dangerous. One Schoolmaster, outside this area but in Berkshire, when detected by the Mass X-Ray Unit in 1953 had already infected many grammar school boys. Some of them do know and take careful precautions to avoid harming anyone else. But there are some who do know and have been urged and begged to enter Sanatorium, not only to save their own lives but to protect those they are circulating amongst but who refuse. That is often because they can't face the loss of income their families would suffer and until grants are adequate to avoid this—enough to make up the difference—it is difficult to blame them.

This is one of the most urgent needs which could so easily be met by a little more sanity in the spending of our national income. The whole ghastly scourge of T.B. in this fair land could be controlled within ten years if we merely doubled our present efforts, at the cost of a few jet bombers.

The remainder of my report which covers my views and comments on our future health I am printing on separate pages in order to make it quite clear that I alone am responsible both for the views and for their printing.

NORMAN PARFIT,

Medical Officer of Health.

ADDENDUM TO THE ANNUAL REPORT FOR 1953  
presented to the Abingdon and Faringdon Districts Joint  
Public Health Committee by the Medical Officer of Health.

---

*The following views and comments on our future health prospects are printed separately to make it quite clear that I alone am responsible for the views expressed and for their printing.*

*Norman Parfit.*

---

It is my statutory duty as M.O.H. not only to comment on the past but to look ahead, to advise and to warn if necessary on whatever is likely to affect the health of our people.

No one believes less in spreading anxiety than I do. Three years ago in this report I said that 'the curing of fear is one of the greatest contributions any doctor can constantly give to so many of those he meets'. The first aim in all our cancer education work has been to dispel unnecessary fears. Most of my time with parents at School Medical Examinations is spent allaying their worries.

But there is one health issue which is more important than all the rest put together — that of life or death. On February 12th I attended at the Ministry of Health a meeting of some 60 Medical Officers to consider the sheltering, feeding sanitary and other health problems of half a million survivors collected on Clapham and other commons in South London following the dropping of an imaginary Atomic bomb over Battersea. The speaker most in touch with reality was one from the floor who after an hour or so reminded us that these bombs were not being made in doses of one or even tens or hundreds but by the thousand. Two weeks later the long predicted H-bomb, with a power that made the A-bomb look small, forced itself on the attention of all.

#### OUR LEASE OF LIFE ?

Up and down the districts I find most people fall into two groups in their attitude to the future. Much the largest group are those who just can't bear to think of the next war and so have their mental eyes shut tight. The other group, who are facing the facts, feel quite helpless to do anything about it.



Health, of course, is much more than the absence of ill-health and there is no aspect of it more important and least noticed than our mental health. While in many obvious respects this also has improved in recent years there is an insidious cancer of dreadful malignancy fast strengthening its grip on the mentality of our whole civilization. Can we do nothing to cut out or arrest this cancer? I believe we can or I would keep silent, but I believe the time before we reach the point of no return—before the cancer becomes inoperable, is desperately short. As things stand now, I doubt whether any of us will survive the next fifteen or perhaps even ten years unless we realise at once where we are drifting and take drastic steps in the opposite direction.

#### HOW LOW MUST WE SINK ?

Do many of us realise the extent to which our standards have been degraded in the past 40 years. I am certain few of the younger half of the adult population do. When as a boy I watched Zeppelins drop the first bombs on London the civilised world was aghast at the hideousness of the crime by which innocent mothers and children were maimed and killed. 10 years ago we did the same thousands of times worse without an audible protest. Now we are preparing to multiply our explosives by a further million times and we believe and teach our youth that "it's the lesser of two evils", that "we can't help it", that "it would only be in a just cause".

There seems to be no doubt whatever that H-bombs are already available on both sides of the Iron Curtain, each of which is 750,000 times as destructive as the largest ever used in Europe before, that one of them exploding over Oxford would destroy every building and person in Abingdon Borough and Rural District and leave the area so radio-active that survivors from Didcot could not even bury the bodies. In fact all life in England may be wiped out in a few hours.

#### CAN WAR BE "HUMANISED" ?

We are assured that in a European conflict nuclear weapons are bound to be used from the start. The loud appeal to ban them must go unheeded because our strategy is dependent on their use. For the same reason we are assured we could not agree to use them only in retaliation for that would take away our trump card while our opponents used their land armies.

Partial disarmament can only relieve tension for a limited time—vital time if it led on to total disarmament, but of little use while it leaves the race in being, to quicken later.



## WILL NOTICES CONTROL SMOKERS ?

An arms race only gives some safety as long as the sides are fairly level but as the purpose of each is to forge ahead and secrecy, deception and bluff are a vital part of the race the present state is what Bertrand Russell recently described as "exactly this" — "Suppose you had a large dump of high explosives open to the public and constantly traversed by persons with lighted cigarettes. You might put up notices warning them that instant death would be the penalty for dropping a lighted cigarette, and no doubt such notices would be effective for a time but, sooner or later, some careless person would forget and disaster would ensue."

There are such large numbers in many different countries whose whole outlook for so many years has been preparing for war that they are all too capable of igniting the spark that would make of civilization a skyful of mushroom clouds. This is almost impossible to believe here surrounded as we are by lovely countryside and thousands of kind English folk, but I have spent much of my life in the near, middle and far east and the facts are that over half the families on earth have not got what we know we need and they are, by our standards, starving, poverty stricken, destitute, a prey to disease and fear and so ready to swallow Communist promises. We cannot continue to allow the Communists the privilege of pretending they alone are interested in the down-trodden and the hungry.

## IDEAS OBSOLETE

I believe most of our former ideas about war—those on which our traditional policies are based—are no longer true. Some of them are only believed because so oft repeated. "Dulce et decorum est pro patria mori—a sweet and proper thing it is to die for one's country". In fact no one wants or asks our youth to die but they are trained to kill. Some are believed because, like Hitler's lies, they are big enough. "If you want peace prepare for war"—as soon tell a Doctor that the best way to save lives is to confine his study and equipment to poisonous drugs. Others are of the 'Heads I win—tails you lose' variety. If Russia is being reasonable it's "because we are so well armed". If not it "shows we need more arms".

But most of them need revision because the H-bomb has made them false. As our Prime Minister said 4 months ago it has made them "obsolete—utterly obsolete".

It can no longer be said we may have to fight to preserve our ideals, our justice, our democracy, our liberty when it is obvious none of them could survive a nuclear war. A European war can never again be a 'just' war for there is no more certain or widespread way of promoting injustice than by a nuclear war.



## THE PRINCE OF PEACE

In this country our monarchy, our parliament, our justice and legal profession, our hospitals, Doctors, Nurses, our Welfare State, our whole national life is rooted and grounded in the principles that Christ taught us. We surely only need remind ourselves that His whole life was lived to show that the Principle at the heart of the universe is Love and that He forbade even the mildest violence to defend Him from a most cruel and unjust killing, to see quite clearly that modern war is the utter opposite and that we must either renounce it absolutely or disclaim any pretence to be following Him.

Who could estimate the moral effect throughout the world if even ten bishops of our Church of England announced that they could no longer encourage their flock to prepare for modern war and even more if a few, who still felt it expedient to rearm, renounced their Christian profession so as to be free to continue that support.

## CAN WE WAGE PEACE?

A courageous stand by church leaders would do much to make possible the total change of direction we must have if we hope to stop our present drift to war and extinction. We made a total change in 1939-40 in order to wage war. We need no less change now in an opposite way and we should be prepared to make material sacrifices as great as those forced on us then.

We need to switch the colossal effort and expense we now give to planning war right over to curing the causes of war. That means several major revolutions and they won't happen in Whitehall or Westminster unless they start in Abingdon and Oxford, Faringdon and Harwell with the ordinary man.

We need a whole new quality of honesty and charity in our attitudes to other nations that gives them credit for no less humanity than we claim for ourselves and that tries to bring the best out of them. Our war preparations of course have no other result or even avowed aim than to rouse their worse emotions—fear and hatred.

## WORDS MIS-USED

One of the least things we might do is to avoid the use of words often loaded with evil bias and not always by mistake. Language barriers are thick enough without being maliciously twisted. Sometimes this matters little. In 1915 the Turks dug a large hole in the ground of the Cathedral in Jerusalem seeking for combatant use my father and the three other English Canons. In China in 1938 we read a Japanese report that the



Chinese had descended so low they were using trained Orang Outangs in the fighting round Nanking (guerilla warfare).

But some three years ago Peking radio referring to Nationalist supporters who had surrendered, deserted, gone off home, been killed in fighting or executed, gave the total as 2-million "liquidated". British and U.S. papers and statesmen, some of whom have long since heard the explanation, still refer to 2-million having been butchered. The Korean war might never have started and would not have involved China if the word 'recognition' meant the same in America as it does in England.

#### WILL THE MARINES BELIEVE IT ?

Our vast arms programmes of today have to be accompanied by a campaign of vilification to condition the ordinary man to fear and dislike people he has never met but whom he might have to kill. We have to swing over from fighting *with* the Russians and Chinese against the Germans and Japanese to arming the Germans and Japanese *against* the Russians and Chinese, and so we must be persuaded that the latter have become inhuman monsters. I know nothing of the Russians (except that they are human) but I spent 8 of the best years of my adult life among the Chinese and they are one of the gentlest people on earth, people who discovered gun-powder but never used it for centuries for anything worse than frightening evil spirits, till Westerners met them and used it for killing them.

#### A MINISTER FOR PEACE ?

From time to time a section of the fighting services endears their unit to some foreign town or district by rescuing and caring for them after an earthquake or flood, but every day there are millions who desperately need the help that we could easily give instead of wasting it on the war machine. Peace won't come from disarmament alone. Peace needs to be created—not throw away our arms but beat our swords into ploughshares, our tanks into tractors, train and use our Services to Serve mankind. It will take our best brains and efforts to find good and creative employment for the many millions whose livelihood at present depends on the continuance of the arms race.

#### OUR ONLY HOPE ?

The adoption by this country of a policy of non-violent resistance, of unqualified rejection of resort to war for any purpose may not save us from Communism—that is an idea, a creed, a faith and only our greater faith can do that. It is, however, the only policy that appears likely to save civilization and leave us here in Abingdon and Faringdon with any Public to have any Health.



May I finally quote two paragraphs from a broadcast on July 5th and 6th by Professor Kathleen Lonsdale, a Vice-President of the Atomic Scientists Association, and to whom I am indebted for many of the thoughts in these few pages . . . "Looking back into our past as a nation, we are amazed at some of the things our forbears did, apparently without realising that they were wrong. They kidnapped Africans and kept them as slaves; they bought and sold children and worked them like animals. They chained up the mentally sick as if they were wild animals and hanged hungry men and women for stealing bread for their children. Christian politicians, decent men, defended this behaviour because it was supposed to be necessary for the preservation of our civilised society. It was not until people became sufficiently convinced that these actions were sinful that they realised that they were not necessary and could not be necessary. Then, and only then, they found the ways of getting rid of those evils which previously they had tolerated, and of avoiding those errors which hitherto they had justified."

"I do not know the answers to all the problems that a nation would have to face that determined not to prepare for war any more. But we shall find the answers to these problems only when we are so convinced that hatred, suspicion, contempt, greed and murder, both between nations and within nations, are wrong that we determine to have no more of them, whatever others may do. This is no time for pessimism or apathy. The Eternal Goodness is challenging us all."

## VITAL STATISTICS

In this first section are collected the various tables which summarise the vital statistics of the three Authorities grouped together. It is followed by sections which deal separately with matters affecting the health of each Authority.

### AREA AND POPULATION

The following table shows the area of each district with the estimated population at the middle of 1953. The table shows that Abingdon Borough is slightly less crowded than the average urban area in England and Wales, which has a density of 7.1 persons per acre; that Abingdon Rural District is considerably more densely populated than the average Rural area (.20) and that Faringdon Rural District is very close to the average.

District	Area in Acres	Est. Mid-1953 Pop.	Increase on 1952	Persons per Acre
Abingdon Borough	1,754	11,440	210	6.52
Abingdon Rural District	41,185	23,880	60	.58
Faringdon Rural District	55,726	13,790	140	.25
Totals	98,665	49,110	410	.49

### BIRTHS AND DEATHS

The following table shows the totals of Births and Deaths and the 'corrected' rates per 1,000 of Population. 'Corrected' rates are those which take due account of the actual age and sex composition of each area by being multiplied by the 'comparability factor' supplied by the Registrar General. They may then be fairly compared with those of the nation as a whole, or with the corrected rates of any other area. The factors for Births and Deaths are as follows: Abingdon Borough 1.05: 1.00; Abingdon Rural 1.07: 1.21; and Faringdon Rural 1.00: 1.01. Figures for 1952 are in brackets.

District	Births	Birth rate per 1000 of Pop	Deaths	Death rate per 1000 of Pop.
Abingdon Borough	218 (243)	20.0	87 (96)	7.7
Abingdon Rural	421 (426)	18.8	158 (183)	7.9
Faringdon Rural	267 (244)	19.3	93 (122)	6.8
Totals	906 (896)	19.3	338 (401)	7.6
England and Wales		15.5 (15.3)		11.4 (11.3)

### INFANT MORTALITY

District	Deaths of Infants under 1 year	Live Births	Infant Mortality per 1000 live births
Abingdon Borough	2	214	9.3
Abingdon Rural District	12	410	29.2
Faringdon Rural District	2	264	7.6
Totals	16 (24)	888 (896)	18.0 (26.8)
England and Wales			26.8 (27.6)



## CAUSES OF DEATH

The 338 deaths in the area were accounted for as follows:

Cause	Abingdon Borough	Abingdon Rural	Faringdon Rural	Total
Heart Disease	18	43	32	93
Vascular lesions of the Nervous system (Stroke)	14	23	14	51
Other Diseases of the Circulatory system	1	8	2	11
Cancer	18	26	12	56
Pneumonia	7	6	2	15
Bronchitis	3	5	6	14
Influenza	4	2	1	7
Other Diseases of the Respiratory system	—	2	2	4
Road Accidents	1	1	3	5
All other accidents	3	8	4	15
Suicide	2	1	—	3
Congenital Malformations	1	4	1	6
Hyperplasia of Prostate	—	2	2	4
Nephritis	1	2	1	4
Pulmonary Tuberculosis	3	1	—	4
Non-Pulmonary Tuberculosis	—	—	—	—
Diabetes	1	2	—	3
Gastritis, Enteritis, Diarrhoea	—	1	2	3
Ulcer of Stomach	—	2	—	2
Syphilitic Disease	1	—	1	2
Measles	—	2	—	2
Leukaemia, aleukaemia	—	1	—	1
Acute Poliomyelitis	1	—	—	1
All other causes	8	16	8	32
Total all causes	87	158	93	338

## STILL BIRTHS

District	Legitimate	Illegitimate	Total	Per 1000 total births
Abingdon Borough	4	—	4	18.3
Abingdon Rural District	9	2	11	26.1
Faringdon Rural District	3	—	3	11.2
Totals	16	2	18	19.8
England and Wales				22.4

## MATERNAL MORTALITY

There were no maternal deaths attributed to accidents of childbirth.

## INFECTIOUS DISEASES

The following table shows the number of cases of infectious disease (other than tuberculosis) notified during 1953, with the 1952 figures in brackets. The exceptionally high figure for measles follows the very low figure for last year, as is usual with this infection which usually has a biennial pattern in contrast to Whooping Cough and Scarlet Fever which continues much the same each year.

Disease	Abingdon Borough	Abingdon Rural	Faringdon Rural	Total all Districts
Whooping Cough	74(100)	98 (77)	92 (11)	264(188)
Scarlet Fever	33 (31)	50 (53)	13 (11)	96 (95)
Dysentery	2 (8)	9 (25)	2 (—)	13 (33)
Measles	329 (6)	740 (22)	551 (5)	1620 (33)
Pneumonia	22 (3)	26 (17)	20 (—)	68 (20)
Erysipelas	3 (2)	2 (5)	— (—)	5 (7)
Meningococcal Infection	1 (—)	2 (4)	— (—)	3 (4)
Puerperal Pyrexia	1 (—)	3 (3)	— (—)	4 (3)
Poliomyelitis	2 (—)	— (1)	2 (1)	4 (2)
Typhoid and Paratyphoid	— (2)	— (—)	— (—)	— (2)
Ophthalmia Neonatorum	— (2)	— (—)	— (—)	— (2)
Encephalitis	— (—)	— (1)	— (—)	— (1)
Diphtheria	— (—)	6 (—)	— (—)	6 (—)
<b>Total</b>	<b>467(154)</b>	<b>936(208)</b>	<b>680 (28)</b>	<b>2083(390)</b>

## TUBERCULOSIS (New Cases)

The following table shows the number of new cases of Tuberculosis notified during the year, distinguishing between the more serious cases affecting the lungs (Pulmonary) and those affecting other parts of the body.

Age Periods	Abingdon Borough		Abingdon Rural		Faringdon Rural		Totals (all Districts)	
	Pul.	Non. Pul.	Pul.	Non. Pul.	Pul.	Non. Pul.	Pul.	Non. Pul.
0—1	—	—	—	—	—	—	—	—
1—5	—	—	—	—	—	—	—	—
5—10	—	1	—	—	2	—	2	1
10—15	1	—	—	—	—	—	1	—
15—20	—	—	2	—	—	—	2	—
20—25	1	—	2	1	1	1	4	2
25—35	1	1	9	1	4	—	14	2
35—45	1	—	2	—	2	1	5	1
45—55	1	—	2	—	—	—	3	—
55—65	1	—	4	—	1	—	6	—
Over 65	2	—	3	—	—	1	5	1
<b>Total</b>	<b>8</b>	<b>2</b>	<b>24</b>	<b>2</b>	<b>10</b>	<b>3</b>	<b>42</b>	<b>7</b>
1952 figures	6	1	13	6	4	—	23	7



## VENEREAL DISEASES

Below is a list of 'special clinics' to which any who fear that they may have been exposed to infection may be directed. They should be assured that:—

Treatment at these clinics is strictly confidential.

While modern drugs have greatly speeded the necessary treatment it is still essential to have expert treatment from a qualified Doctor.

More than half those attending special clinics throughout the country are found to have no infection. Many of the others who are infected have acquired it innocently within marriage.

### **Radcliffe Infirmary, Oxford:**

Males: Wednesday 5.30 p.m. and Saturday 2 p.m.

Females: Monday 6 p.m. and Wednesday 2.30 p.m.

### **Swindon Isolation Hospital:**

Males: Tuesday and Thursday 4.30—6 p.m.

Females: Tuesday and Thursday 2—4 p.m.

### **Royal Berkshire Hospital, Reading:**

Males: Wednesday 2 p.m. and Saturday 4 p.m.

Females: Wednesday 4 p.m. and Saturday 2 p.m.

## ABINGDON BOROUGH

### HOUSING CONSTRUCTION

New houses completed during the year numbered 159. These consisted of 130 Council houses and 29 built by private persons. A further 323 houses were under construction on 31st December, 1953, of which 281 were Council houses and 42 were private.

The above brought the number of Council houses to a total of 1055, of which 568 were built before the war and 487 completed since the war.

The rents of the pre-war houses ranged from 9/1 to 16/4, including rates, with an average of 12/4 per week. Rents for post-war houses ranged from 12/7 to 68/10 including rates, the average being approximately 27/- per week. The number of applicants for new Council houses on 31st December 1953, was 601.

### CARAVANS

The Council continued to maintain on one of the Council Estates, a small caravan site which accommodates 21 caravans. This met a steady demand and the facilities provided are appreciated by the occupants. In addition there are 5 caravans licensed on private sites, and a private site is licensed to accommodate 11.

57 caravans were inspected prior to their entry into the Borough on the occasion of the Michaelmas Fair.

### REFUSE DISPOSAL

Household refuse is collected once weekly, and trade refuse as required. Tipping has continued on the site at the rear of the Abbey House Grounds, but enquiries have been started to find another site for future uses, and it may be necessary to go out of the Borough.

The condition of old refuse tips at Saxton Road and Marcham Road was considered during the year and the former is to be taken over by the Allotments Committee, probably for use as a smallholding.

### SALVAGE

It was not found possible to sell any waste paper, but the market showed some signs of recovery at the end of the year and it is expected that sale will be possible during 1954. Rags found a ready sale and during the year £97.16.0 was received for the relief of the rates.

### MORTUARY

The management of the mortuary near the Warren Hospital, Radley Road was transferred from the Hospital Board to the joint responsibility of the Council and the Abingdon Rural District Council, and the Sanitary Inspector undertook the day to day control. All necessary equipment was obtained and improvements were carried out to the ventilation.



## **DRAINAGE AND SEWERAGE**

On September 29th a public Inquiry was held into the application by the Council to the Minister of Housing and Local Government for "consent to borrow the sum of £190,945 for works of sewerage and sewage disposal". As a result the Minister subsequently agreed that for the time being work might proceed on the first stages only of the total scheme, involving an expenditure of about one third of the above figure. This includes the laying of relief sewers and the re-equipping of the pumping station. The question of the sewage disposal works was deferred for further investigation and the submission of alternative schemes to the Minister.

## **WATER**

The water supply is obtained from two sources:

- (1) Adits and wells at Wootton and Lashford Lane which supply approximately one-third of the town.
- (2) Bulk supply from the Oxford City Council's Water Undertaking serving the remainder of the town.

Both supplies of water are hard, the total hardness varying from 30—32 parts per 100,000.

Consumption during the year was again approximately 19½ gallons per head per day, which remains little more than half what would be expected if the metering of all water to consumers could be given up.

## **SWIMMING POOL**

On 4th June as part of Coronation Celebrations, the new Swimming bath built in the Abbey Meadow was opened by a Gala which ended with a Water Polo match between teams representing Oxford University and Oxford County. The pool is 80ft. by 30ft. with a depth ranging from 2½ft. to 7½ft. and holds 70,000 gallons. It is cleaned weekly and refilled with river water to which daily additions of chlorine are made, the amounts added depending on tests of the residual chlorine present after each day's use. Periodic samples submitted for bacteriological examination have proved satisfactory. It is hoped when funds permit to instal a system of continuous filtration and chlorination. Admission charges are one shilling for adults and sixpence for children, or Season Tickets cost £1 for adults and 10/- for children. During the summer the pool proved very popular and was much used by schools, some of which formerly had to travel to Oxford for the purpose.

## **MILK**

During the year 10 samples of milk as delivered to the schools in the Borough were submitted for testing and all proved satisfactory.

## MEAT

No. of pigs killed .....	4938
No. of pigs inspected .....	4938

### All diseases except tuberculosis

Whole carcasses condemned .....	8
Carcasses of which some part or organ was condemned .....	225
Percentage of the number inspected with disease other than tuberculosis .....	4.72%

### Tuberculosis Only

Whole carcasses condemned .....	1
Carcasses of which some part or organ was condemned .....	86
Percentage of the number inspected affected with tuberculosis ...	1.76%

## OTHER FOODS

The following foodstuffs were condemned:

244 lbs. Pork	109 lbs. Sausages
210 lbs. Beef	3 stone Kippers
7 lbs. Tinned Pork	26 tins Evaporated Milk
6 lbs. Tinned Ox Tongue	91 Bars of Chocolate
47 lbs. Cooked Ham	40 lbs. Sugar
527 tins or jars of various foodstuffs	

All condemned food is disposed of by burial on the Council's refuse tip.

## FOOD PREMISES

The numbers of the various types of premises and the number of visits paid to them during the year was as follows:

Type	No.	Visits.	Type	No.	Visits
Bacon Factory	1	297	Bakeries	6	11
Sale and Manufacture of Preserved Food	3	65	Licensed Premises including 3 Off Licenses	39	8
Grocers and General Stores	38	57	Dairies	3	8
Sale of Ice Cream	30	51	Fresh and Fried Fish Merchants	4	6
Butchers	8	40	Greengrocers	10	6
Cafes and Restaurants	17	29			

## ICE CREAM

41 samples were submitted for analysis to the Public Health Laboratory, and were provisionally graded as shown below. Comparison with previous years shows that the steady improvement has continued.

	1953	1952	1951	1950
Grade I	33	28	14	16
Grade II	5	14	5	6
Grade III	1	3	2	4
Grade IV	2	1	1	4
Totals	41	46	22	30



## HOUSING TABLE

No. of new Dwelling houses built:—

(1) by Local Authority .....	130
(2) by Private Persons .....	29

### 1. Inspections of Dwelling houses during the year:

(i) (a) Total number of houses inspected for housing defects	32
(b) Number of inspections made .....	129
(ii) Number of dwelling houses found to be in a state so dangerous or injurious to health as to be unfit for human habitation .....	4
(iii) Number of dwelling houses (exclusive of those referred to under the preceding sub-heading) found not to be in all respects reasonably fit for human habitation .....	37

### 2. Remedy of Defects during the year:

Number of defective dwelling houses rendered fit in consequence of informal action .....	3
--	---

### 3. Action under Statutory Powers during the year:

Number of dwelling houses in respect of which the Council accepted undertakings not to re-let for human habitation ...	2
--	---

## FACTORY AND WORKSHOPS ACTS

### I. Inspections

Premises	No. on Register	Inspections made	No. of written notices	Prosecutions
Factories (including laundries)	27	14	—	—
Workshops (including laundries)	79	41	—	—
Workplaces	3	1	—	—
<b>Total</b>	<b>109</b>	<b>56</b>	<b>—</b>	<b>—</b>

The number of outworkers in the August list was 7, all engaged in the making of wearing apparel.

## SUMMARY OF SANITARY INSPECTOR'S WORK DURING 1953

No. of different premises visited .....	372
„ Inspections made .....	844
„ Complaints received .....	53
„ Defects or Nuisances discovered .....	47
„ Notices served (Informal) .....	24
„ Notices served (Statutory) .....	Nil
„ Prosecutions .....	Nil
 <b>No. of Defects or Nuisances Abated</b>	
As to Privies, W.C.'s, Sink Wastes, etc. ....	8
„ Drains or Cesspools .....	19
„ Pigs or other animals .....	2
„ Deficient or impure water .....	2
„ Unclean houses .....	1
„ Other defects or nuisances .....	68
No. of Premises disinfected .....	12
„ Water samples taken for analysis .....	21
„ Wells closed .....	2
„ Houses connected with water mains .....	139
„ Milkshops on register .....	4
„ Cowsheds and Dairy farms on register .....	4
„ Slaughterhouses on register .....	2
„ Inspections of Milkshops .....	8
„ Inspections of Cowsheds and Dairy Farms .....	6
„ Inspections of Slaughterhouses .....	297
„ Inspections of Piggeries .....	4
 <b>Matters in relation to which visits were made</b>	
Nuisances .....	76
Inadequate or defective sanitary accommodation .....	7
Drainage .....	48
Keeping of animals .....	2
Water supplies .....	3
Infectious diseases .....	4
Refuse collection .....	30
Refuse disposal .....	240
Tents, vans, sheds or similar structures .....	16
Butchers shops .....	40
Bakehouses .....	11
Food premises .....	231
Milk Supplies .....	11
Petroleum storage .....	2
Shops (other than food shops) .....	4
Factories and workplaces .....	56
Schools .....	13
Building licensing .....	15
Rodent control .....	9
Mortuary .....	15
Miscellaneous visits .....	162



## ABINGDON RURAL DISTRICT

This table gives certain essential figures as a background against which the following pages can be viewed.

Figures of population are only estimates based on the number of houses.

Parish	Est. Pop. Mid. 1953	Area in Acres	Total Houses	Council Houses	Rateable Value	Product of ld. Rate	
						£	£ s.
Appleford	309	862	80	14	991	4	0
Appleton with Eaton	827	2077	215	33	3064	12	10
Besselsleigh	81	906	21	2	360	1	10
Cumnor	2840	5672	747	94	18978	77	14
Draycott Moor	585	1054	152*	103*	1389	5	7
Drayton	1726	2604	471	96	5664	24	9
Frilford	188	1147	49	—	1807	7	1
Fyfield and Tubney	608	2746	158	24	2988	12	5
Garford	142	1068	37	4	361	1	9
Kennington	2016	1369	529	80	11626	47	17
Kingston Bagpuize	220	1109	57	—	1109	4	9
Lyford	165	774	43	—	198		16
Marcham	916	2514	238	42	5590	22	7
Milton	823	1466	214	36	14731	59	10
North Hinksey	3822	1087	998	72	21587	88	8
Radley	1074	2863	287	59	9643	39	11
St. Helen Without	958	2047	249	8	15768	64	15
South Hinksey	330	509	86	8	2788	11	13
Steventon	1436	2401	373†	103†	7242	28	16
Sunningwell	908	1332	236	38	8867	35	17
Sutton Courtenay	1655	2103	430	38	26936	108	11
Wootton	2040	1523	530	67	12569	50	16
Wytham	211	1992	55	—	1782	7	7
<b>Totals</b>	<b>23880</b>	<b>41225</b>	<b>6255</b>	<b>921</b>	<b>£176038</b>	<b>£716</b>	<b>18</b>

\*Includes 81 Camp Hutments.

†Includes 53 Camp Hutments.

## HOUSING CONSTRUCTION

New houses completed during the year numbered 156. These consisted of 103 new Council Houses and 53 built by Private Enterprise. A further 306 were under construction on 31st December 1953, of which 176 were Council Houses and 130 were Private.

The distribution of these 462 houses in the district is shown by the following table:—

Parish	Council Houses		Private Enterprise	
	Completed	Under Construction 31.12.53	Completed	Under Construction 31.12.53
Appleford	—	—	—	2
Appleton with Eaton	5	—	—	—
Cumnor	12	150	12	9
Draycott Moor	—	—	1	1
Drayton	36	—	5	—
Frilford	—	—	1	4
Fyfield and Tubney	4	—	—	1
Kennington	18	—	1	20
Kingston Bagpuize	—	12	—	—
Marcham	12	—	—	1
Milton	4	—	2	—
North Hinksey	—	—	13	75
Radley	8	4	11	2
St. Helen Without	—	—	3	—
South Hinksey	4	—	—	3
Sunningwell	—	—	—	1
Sutton Courtenay	—	—	—	4
Wootton	—	10	—	7
Wytham	—	—	4	—
<b>Total</b>	<b>103</b>	<b>176</b>	<b>53</b>	<b>130</b>

## TEMPORARY DWELLINGS

The 40 prefabricated bungalows situated at Wootton continue to be occupied and in addition there are 3 sites in the district containing huts converted into living units for the maintenance of which the Council is responsible.

**Steventon.** The steady evacuation and dismantling of the camp continues and the number of families now living there has been reduced from 68 to 53. Maintaining the camp in good order remains a problem as the very nature of the site and occupation by several difficult families is not conducive to orderliness.

**Kingston Bagpuize.** (2 Sites) continued to house 81 families, and very little change has taken place since 1952.

**Tubney Woods.** The brick and concrete bungalows at Tubney Woods, housing 16 families, is no longer under the control of the Council, and the task of administering these houses has returned to the Ministry of Supply.



## RENTS

Pre-war Council houses were let at the standard rent of 15/- or 17/6 per week which could be reduced to a minimum of 5/- by various rebates. Post-war Council Houses had a standard rent of 22/6 which could be reduced to a minimum of 5/- by rebate or increased to a maximum of 27/6 in the presence of lodgers or of sons or daughters over 16 years of age.

'Prefabs' were let at 14/- and camp huts at 7/6 per week. This last figure is inclusive while all the others are exclusive of rates.

## HOUSING IMPROVEMENTS

Repair and improvement work carried out to house property in the district varied slightly from the figures given for 1952 and the following table shows the distribution of the work.

Parish	Housing Conversions	Additional Bedrooms	New Bathrooms	New W.C. Accom.
Appleton	—	1	1	1
Cumnor	—	1	1	1
Frilford	1	1	—	—
Fyfield & Tubney	—	—	1	1
Kennington	—	1	—	—
Kingston Bagpuize	—	—	2	2
Marcham	1	—	2	3
Milton	1	—	—	—
North Hinksey	—	5	—	—
Radley	—	1	—	—
St. Helen Without	—	—	1	1
Steventon	—	—	1	1
Sunningwell	—	—	1	1
Sutton Courtenay	—	5	1	1
Wootton	1	1	1	1
Totals	4	16	12	13
Figures for 1952	4	18	17	17

Included in this number are 2 houses which have been modernised and improved with the aid of Improvement Grants made by the Council under the authority of Section 20 of the Housing Act 1949.

## MOVABLE DWELLINGS

The total number of caravans licensed in the district during the year increased by 39—from 253 to 292. This increase was mainly in the parishes of Drayton (30), Kennington (15), and Cumnor (9), with a decrease in South Hinksey of 12.

The following list shows their disposition on 31st December, 1953.

2	Appleford	1	Marcham	4	Steventon
47	Cumnor	6	Milton	3	Sutton Courtenay
67	Drayton	22	North Hinksey	15	Sunningwell
2	Frilford	63	Radley	14	Wootton
25	Kennington	1	St. Helen Without		
1	Kingston Bagpuize	19	South Hinksey		

The four licensed caravan sites in the district open for permanent occupation remain, and the site at Hayward Road, Drayton, which was formerly licensed for 25 caravans is now capable of catering for 40 and the site licence has been amended accordingly.

The new site at Bigwood, between Radley and Kennington, is in the course of construction, and when completed this will cater for 50 caravans and will be provided with drainage system, sanitary block, baths, etc.

All other caravans are individually licensed.

The problem of dealing with unlicensed caravans, and particularly those housing the nomadic type of family remains as difficult as ever. Excluding the gypsy type of family, which is largely a seasonal problem, the main source of difficulty is to find sites for people working in Oxford and who require accommodation reasonably close to the City boundary and on an adequate bus route. This difficulty may to some extent be eased when the site at Bigwood is completed.

## SALVAGE

A total of 58 tons of waste paper and rags was sold during the year. After deduction of bonuses, a net sum of £167 was received for the relief of the rates.

## REFUSE DISPOSAL

The weekly kerbside collection of household refuse has continued as in previous years. A new large capacity refuse collecting vehicle was put into operation in June, and this has helped to cope with the ever increasing amount of refuse put out.

The disposal of refuse has proceeded reasonably satisfactorily despite malicious firing of the tips, which has been brought under control at considerably less cost than has been the case in previous years, due to the mechanical means of tip control by use of the calf-dozer.



## WATER

The northern and central areas of the district, comprising 18 parishes, continue to be served by a piped supply from the Oxford City Water Undertaking, who carry out regular sampling for bacteriological and chemical analyses.

The following table gives details of dwellings receiving water from piped supplies:

Parish	Total No. of Dwelling Houses	No. of Houses supplied with main water	No. of Houses supplied by stand pipes
Appleton	215	133	—
Besselsleigh	21	15	—
Cumnor	747	696	—
Draycott Moor	152	124	—
Frilford	49	44	—
Fyfield and Tubney	158	102	—
Garford	37	31	—
Kennington	529	499	—
Kingston Bagpuize	57	50	—
Marcham	238	155	—
North Hinksey	998	949	—
Radley	287	246	—
St. Helen Without	249	203	—
South Hinksey	86	84	—
Sunningwell	236	227	—
Wootton	530	497	—
Wytham	55	22	—
<b>Total</b>	<b>4644</b>	<b>4077</b>	<b>—</b>

The above parishes comprise the area served by the Oxford City Water

### Undertaking.

Appleford	80	—	—
Lyford	43	—	—
<b>Total</b>	<b>123</b>	<b>—</b>	<b>—</b>
Drayton	471	356	106
Milton	214	155	43
Steventon	373	159	146
Sutton Courtenay	430	301	105
<b>Total</b>	<b>1488</b>	<b>971</b>	<b>400</b>
<b>Grand Total</b>	<b>6255</b>	<b>5048</b>	<b>400</b>

The above four parishes were supplied for most of the year by the Council's bore at Sutton Courtenay, but as the result of the worn out condition of the pumping plant and motor at the Sutton Courtenay pumping station it became necessary to take the whole water supply for these parishes from the bulk supply of Wantage R.D.C. as from 29th December.

First results show that difficulties may be met in maintaining sections of the old main in sound condition under new and higher pressures. Owing to the great difference in respect of hardness between the water obtained from the original supply and that now in use, certain enquiries and complaints have been received from householders, although some consumers seem to prefer the harder type of water.

The results of bacteriological examination of water samples taken from the reservoirs and standpipes in the southern parishes are shown in the following table:

	Total	Highly Satisfactory	Slight Contamination	Heavy Contamination
Drayton	1	1	—	—
Milton	1	—	1	—
Steventon	15	9	6	—
Sutton Courtenay	9	9	—	—
Total	26	19	7	—

## DRAINAGE AND SEWERAGE

The main Botley-Kennington scheme continues to function satisfactorily.

The small temporary disposal works constructed to serve the Council's housing estates functioned reasonably satisfactorily throughout the year in the following parishes: Radley, Drayton, Sutton Courtenay, Wootton, Sunningwell, Appleton, Fyfield and Milton.

As intimated last year it was necessary to carry out works of extension to the plant at Radley in order to cope with the increased number of Council Houses put on the disposal plant. It may be necessary also to carry out additional work to the plant at Sutton Courtenay during 1954, but the scope and extent of the work will be limited in view of the imminence of a comprehensive sewerage scheme for this area.

### (1) Whitecross, Sunningwell, Wootton and part of St. Helen Without

Work on the first phase of the above scheme was started in March and it is hoped that part will be in operation some time in 1954. Since the commencement date, approval has been received to carry out certain extensions to the scheme, so as to include the village of Sunningwell, Wootton and the Besselsleigh Road, Sandleigh and part of Lashford Lane areas, but these latter areas will not be completed before late 1955.

### (2) Appleton and part of Cumnor

### (3) Part of Cumnor and Radley

As reported last year these schemes have been postponed owing to national economic stringency, and no further action has been taken in the matter.

### (4) Drayton, Milton, Steventon and Sutton Courtenay

The proposed comprehensive main drainage scheme to serve the above parishes was, at the end of the year, awaiting the sanction of the Ministry of Housing and Local Government, but it is believed that such approval will be forthcoming and it is hoped that work will commence some time during the year 1954.



## MILK AND DAIRIES REGULATIONS

The total number of "Distributors" who have been registered under the above and who retail milk in this district is 5. One Dairy (not being a Dairy Farm) has been registered. Seven firms retail in the area under cover of Supplementary Licences.

Taking samples of milk from schools supplied by six Dealers retailing in this area has continued each quarter throughout the year. Out of a total of 24 samples taken for examination, two failed to satisfy the Methylene Blue Test, and in each case the appropriate authority was notified of the adverse result. Copies of all reports were sent to the County Medical Officer, as well as to the respective Dealers and Heads of Schools. Routine milk sampling from Dealers supplying milk direct to consumers in the area was also carried out and in every case the samples proved to be satisfactory.

## FOOD PREMISES

Further attention has been paid to the inspection of food premises of all types during the year. The total number, 3 more than in 1952, is 127, consisting of 72 shops, 49 public houses and 6 bakehouses.

Routine inspections of most of the premises, including bakehouses, were carried out, and in the majority of cases it was noted that shopkeepers were intent on maintaining a high standard of cleanliness. Three new shops of a permanent nature have been erected, and in many other instances owners of shops have made structural improvements to their existing premises. Complete demolition of one unsatisfactory cafe was completed during the year and a new cafe erected on the same site, which complies in all respects with existing legislation.

The opportunity to give further publicity to the need for food hygiene has been taken advantage of by a member of the department giving lectures to Civil Defence classes on "Hygiene in Emergency Conditions". These classes, composed wholly of housewives, including a few traders, have shown real interest in the subject, and it is felt that such lectures may not have been entirely wasted.

## MEAT AND OTHER FOODS

During the year the following foodstuffs were voluntarily surrendered after examination had shown them to be unfit for human consumption:

Luncheon Meat (Canned) Imported	...	53 lbs.
Corned Beef (Canned) Imported	...	12 ozs.
Sheeps Liver (Imported)	...	201 lbs.
Tinned Milk	...	2 lbs.
Pork (Home Killed)	...	48 lbs.
Beef (Home Killed)	...	43 lbs.

## DAMAGE BY PESTS ACT, 1949

The rodent Officer carries out control work under the above Act by means of poison.

The total number of visits to premises during the year was 2605 and the number of dead rats and mice actually recovered 222. Infestation work was carried out at 1036 premises.

The block control method has been in operation throughout the year and in addition 10 per cent. of sewers have been test baited and the results have proved negative.

## HOUSING TABLE

### No. of New Dwelling Houses built:

(1) By Local Authority .....	103
(2) By Private Enterprise .....	53

### 1. Inspection of Dwelling Houses during the year:

(1) (a) Total number of dwelling houses inspected for housing defects .....	143
(b) Number of inspections made for the purpose .....	360
(2) Number of dwelling houses found to be in a state so dangerous or injurious to health as to be unfit for human habitation .....	3
(3) Number of dwelling houses (exclusive of those referred to under the preceding sub-heading) found not to be in all respects reasonably fit for human habitation .....	140

### 2. Remedy of Defects during the year:

(1) Number of defective dwelling houses rendered fit in consequence of informal action .....	70
--	----

### 3. Action under Statutory Powers during the year:

(1) Number of dwelling houses in respect of which Demolition Orders were made .....	1
(2) Number of dwelling houses demolished in pursuance of Demolition Orders .....	7

### 4. Overcrowding:

(1) Number of overcrowding cases relieved during the year .....	93
---	----

## FACTORY AND WORKSHOPS ACTS

### 1. INSPECTIONS

Premises	No. on Register	Inspections made	No. of written notices	Prosecutions
Factories (including laundries)	7	6	1	—
Workshops (including laundries)	35	20	2	—
Workplaces	—	—	—	—
Total	42	26	3	—

The number of defects found and remedied during the year was 3. They were in respect of want of Cleanliness (1) and defective sanitary conveniences (2). The offence in respect of want of cleanliness was referred by H.M. Inspector.

The number of outworkers in the August list was 7. Six were engaged in the making of wearing apparel and One in the making of curtains and furniture hangings.



**SUMMARY OF THE SANITARY INSPECTORS' WORK  
DURING THE YEAR 1953**

No. of different premises visited .....	962
„ Visits made .....	1495
„ Complaints received .....	126
„ Defects or nuisances discovered .....	90
„ Notices served (Informal) .....	109
„ Notices served (Statutory) .....	Nil
„ Prosecutions .....	Nil

**Matters in relation to which visits were made:**

Nuisances .....	120
Inadequate or defective sanitary accommodation .....	12
Drainage .....	75
Keeping of Animals .....	12
Water Supplies .....	104
Infectious Diseases .....	4
Disinfections .....	7
Pollution (streams or ditches) .....	59
Refuse Collection .....	40
Refuse Disposal .....	130
Tents, vans, sheds, etc. ....	576
Butchers' shops .....	14
Bakehouses .....	10
Food Premises .....	49
Dairy Inspections .....	20
Milk Supplies .....	37
Petroleum Storage .....	28
Factories and workplaces .....	26
Outworkers .....	14
Miscellaneous .....	158

**No. of Defects or Nuisances Abated:**

As to Privies, W.C.'s, sink wastes .....	32
„ Drains or cesspools .....	40
„ Pigs or other animals .....	9
„ Dairies, etc. ....	2
„ Deficient or impure water .....	2
„ Overcrowded houses .....	4
„ Polluted ditches, streams, etc. ....	34
„ Insanitary accumulations or deposits .....	20
„ Other defects or nuisances .....	31
No. of Premises disinfected .....	4
„ Water samples taken for analysis .....	62
„ Wells closed .....	3
„ Wells cleansed, repaired, etc. ....	1
„ New wells sunk .....	4
„ Houses connected to water main .....	298
„ Seizures of unsound food .....	8
„ Closets replaced by W.C.'s .....	13
„ Inspections of piggeries .....	7
„ Milk samples taken .....	33

## FARINGDON RURAL DISTRICT

This table gives certain essential figures as a background against which the following pages can be viewed.

Figures of population are only estimated.

	Est. Pop. Mid. 1953	Area in Acres	Total Houses	Council Houses	Rateable Value £	Product of ld. Rate £ s.
Ashbury	619	5609	163	36	2395	8 5
Baulking	137	1580	37	—	343	1 7
Bourton	338	1260	70	—	1317	5 2
Buckland	729	4505	167	—	2718	11 0
Buscot	330	2887	69	—	1195	4 16
Charney Bassett	181	1209	49	—	478	1 17
Coleshill	245	2014	70	—	720	2 14
Compton Beauchamp	95	1812	30	—	488	1 18
Eaton Hastings	126	1435	32	—	376	1 10
Faringdon	3428	3547	810	225	16901	66 19
Fernham	196	1570	52	8	987	4 0
Great Coxwell	288	1016	76	12	822	3 5
Hatford	112	993	25	—	306	1 4
Hinton Waldrist	332	2016	76	14	745	2 19
Kingston Lisle	307	2040	73	12	1140	4 11
Little Coxwell	288	887	67	—	947	3 16
Littleworth	286	2350	74	—	966	3 16
Longcot	333	1894	84	—	857	3 8
Longworth	724	2291	173	40	2748	10 14
Pusey	116	1040	32	—	549	1 19
Shellingford	181	1761	53	2	848	3 8
Shrivenham	1360	2695	329*	80	16393	67 0
Stanford	1166	2927	262	70	3754	15 2
Uffington	596	2929	156	48	1602	6 7
Watchfield	1158	1517	363†	4	12989	53 15
Woolstone	119	1942	39	—	440	1 14
<b>Total</b>	<b>13790</b>	<b>55762</b>	<b>3431</b>	<b>563</b>	<b>73024</b>	<b>292 6</b>

\* includes 43 Military Married Quarters.

† includes 289 Military Married Quarters.



## HOUSING CONSTRUCTION

New houses completed during the year numbered 53. These consisted of 37 Council Houses and 16 built by private enterprise. A further 29 houses were under construction on the 31st December, 1953, of which 16 were Council Houses and 13 were private.

The distribution of these 82 houses is shown by the following table:—

Parish	Council Houses		Private Enterprise	
	Completed	Under Construction 31.12.53	Completed	Under Construction 31.12.53
Buckland	—	—	1	—
Faringdon	28	10	5	9
Great Coxwell	—	—	1	—
Hatford	—	—	1	—
Longcot	—	—	1	—
Longworth	—	—	—	2
Shrivenham	3	—	5	2
Stanford	—	—	2	—
Uffington	6	6	—	—
Totals	37	16	16	13

## RENTS

The rent of the pre-war Council houses ranged from 8/- to 14/3d. per week, with an average of 9/1d. per week. Rents for post-war Council houses ranged from 12/6d. to 15/3d. per week, with an average of 14/4d. per week.

All post-war houses let to agricultural workers are at 12/6d. per week.

## MOVABLE DWELLINGS

There were during the year 30 licensed caravans stationed in the district on 27 sites. The largest site is on the banks of the River Thames at Eaton Hastings, on which 4 caravans are stationed and used only at weekends during the summer.

There were no site licenses in operation.

The following is a summary of the 21 caravans licensed in individual parishes on the 31st December, 1953:—

Parish	Caravans	Parish	Caravans
Buckland	2	Shrivenham	4
Eaton Hastings	4	Stanford	1
Faringdon	5	Uffington	1
Fernham	1	Watchfield	1
Longworth	2		

Only 4 families were still housed in former Camps, namely 2 at Shellingford and 2 at Little Coxwell.

## **WATER**

### **Quality**

The piped water supplies in the area maintained a reasonable quality throughout the year, while water from private wells continued generally unsatisfactory.

### **Quantity**

There was no shortage of water from piped supplies during the year but private wells were generally low.

### **New Construction**

The year was notable as far as the Comprehensive Water Scheme was concerned as virtually the whole of it was completed during 1953, with the exception of the extension to the parish of Coleshill, the Contract for which is expected to be completed during the early part of 1954.

In September the new Waterworks at Buscot was officially opened and pumping from the River Thames commenced. This supply is now in use generally throughout the district.

The supply mains to Stanford-in-the-Vale, Shellingford and Hatford were completed and put into commission and the temporary supply from Oxford City to Longworth, Hinton Waldrist and Charney Bassett was discontinued and water supplied from the new Folly Hill Reservoir.

Supplies to Littleworth, Buckland and Pusey became available and small extensions to Little Coxwell, Bourton and a section of the town of Faringdon were completed and brought into service.

The whole district is now served with piped water and it is hoped that by the end of next year the majority of the public will have taken advantage of this service.

### **Piped Water Supplies**

As a result of the work completed during the year a piped supply from Buscot was extended to every parish in the district with the exception of Kingston Lisle, Woolston and Coleshill.

Kingston Lisle obtains a supply from the Wantage R.D.C.

Coleshill is to receive an extension from the Buscot supply during 1954, but Woolston is not to be included as it has a satisfactory private supply.

In addition to the public supply the following also have private piped supplies:—

Shellingford, Shellingford R.A.F. Station, Buckland, Buscot and Eaton Hastings.

All public supplies are chlorinated as also are the private supplies to Buckland, Buscot and Eaton Hastings.



### Examinations

Routine bacteriological examinations of all piped supplies were made, the results of which are tabulated below. Of those supplies which are chlorinated no samples of raw water were taken prior to chlorination.

#### Ministry of Health's Grading

Supply	No. of Samples	Grade 1	Grade 2	Grade 3	Grade 4
Ashdown Park	3	3	—	—	—
Wicklesham	1	—	1	—	—
Kingston Lisle	3	2	—	1	—
Woolstone	3	2	1	—	—
Shellingford	5	2	3	—	—
Buscot and Eaton Hastings	3	2	—	—	1
Buckland	3	3	—	—	—
Folly Hill	6	6	—	—	—
<b>Totals</b>	<b>27</b>	<b>20</b>	<b>5</b>	<b>1</b>	<b>1</b>

The main water supplies in the district are 'hard' and no plumbo-solvent action is experienced.

#### Details of Dwellings receiving Water from Piped Supplies

Parish	No.	Houses		No.	Approx. Population	
		Direct Supply	Standpipe		Direct Supply	Standpipe
Ashbury	163	139	23	619	556	92
Baulking	37	15	22	137	60	88
Bourton	70	48	24	338	196	96
Buckland	167	32	4	729	128	16
Buscot	69	16	44	330	64	176
Charney Bassett	49	20	—	181	80	—
Coleshill	70	—	—	245	—	—
Compton Beauchamp	30	26	2	95	104	8
Eaton Hastings	32	19	14	126	67	56
Faringdon	810	760	40	3428	3040	160
Fernham	52	46	6	196	84	24
Great Coxwell	76	58	4	288	232	16
Hatford	25	6	5	112	24	20
Hinton Waldrist	76	41	12	332	164	48
Kingston Lisle	73	62	4	307	248	16
Little Coxwell	67	52	15	288	208	60
Littleworth	74	14	—	286	56	—
Longcot	84	68	14	333	272	56
Longworth	173	96	—	724	384	—
Pusey	32	15	5	116	60	20
Shellingford	53	12	28	181	48	112
Shrivenham	329	277	40	1360	1108	160
Stanford	262	87	5	1166	348	20
Uffington	156	129	35	596	516	140
Watchfield	363	325	28	1158	1300	112
Woolstone	39	20	16	119	80	54
<b>Totals</b>	<b>3431</b>	<b>2383</b>	<b>390</b>	<b>13790</b>	<b>9427</b>	<b>1550</b>

## DRAINAGE AND SEWERAGE

There is no progress to report under this heading, though now that the problem of an adequate water supply is being solved, it is to be hoped that sanction may be granted to tackle the question of sewerage where needed.

## REFUSE DISPOSAL AND SALVAGE

The refuse collection and disposal arrangements continued as before, but the sale price of salvage declined still further. Although the collection of tins was continued in addition to paper and a total amount of 71 tons of tin and paper were sold, compared with 89 tons in 1952, only £286, after the deduction of bonuses, were paid into the rate fund, compared with £555 in the previous year.

## MILK SAMPLING

Fifteen samples of milk were taken and submitted for biological examination for the presence of tubercle bacilli, by guinea pig inoculation. All samples proved to be negative.

## MEAT

The following meat was found to be unfit for human consumption:—

187 lbs. Raw Meat; 9 lbs. 12 ozs. Tinned Meat and 247 lbs. Offal.

No legal action was taken under the Public Health Act 1936, or the Public Health (Meat) Regulations 1942.

## OTHER FOODS

The following other foods were condemned:—

21 lbs. Tinned Food. 40 lbs. Dried Figs.

All food which is condemned is disposed of by burial at the Council's refuse dump.

## FOOD PREMISES

Number in district:—

Grocers .....	41	Fishmongers .....	1
Butchers .....	11	Cafes .....	6
Greengrocers .....	3	Fish Frying Establishments ...	2
Confectioners .....	16		

33 premises are registered for the sale of Ice-Cream under Section 14 of the Food and Drugs Act and 2 Dairies are registered under the Milk and Dairies Regulations 1949.

Number of inspections carried out on food shops .....	39
Number of inspections carried out on stalls and vehicles .....	8
Number of inspections carried out on cafes and inns .....	29

## SLAUGHTERHOUSES AND BUTCHERS' SHOPS

There are no Slaughterhouses at present in the district.

Number of inspections of Butchers' shops .....	24
--	----

## BAKEHOUSES

Number in district .....	10
Number of Inspections .....	16
Defects found and remedied .....	2



## HOUSING TABLE

<b>No. of new Dwelling houses built:</b>		
(1) By Local Authority .....		37
(2) By Private persons .....		16
<b>1. Inspection of Dwelling Houses during the year:</b>		
(1) (a) Total number of dwelling houses inspected for housing defects .....		29
(b) Number of inspections made for the purpose .....		35
(2) Number of dwelling houses found to be in a state so dangerous or injurious to health as to be unfit for human habitation .....		21
<b>2. Remedy of defects during the year:</b>		
(1) Number of defective dwelling houses in which defects were remedied in consequence of informal action .....		19
<b>3. Action under Statutory Powers during the year:</b>		
(1) Number of dwelling houses in respect of which Demolition Orders were made .....		2
(2) Number of dwelling houses demolished in pursuance of Demolition Orders made .....		2
<b>4. Overcrowding:</b>		
(1) Number of new cases of overcrowding reported during the year .....		1
(2) Number of cases of overcrowding relieved during the year		3

## FACTORY AND WORKSHOPS ACTS

### 1. INSPECTIONS

Premises	No. on Register	Inspections made	No. of written notices	Prosecutions
Factories (including laundries)	12	8	—	—
Workshops (including laundries)	37	28	—	—
Workplaces	4	2	—	—
Totals	53	39	—	—

Two defects were found during the year and two were remedied. They were in respect of want of cleanliness and defective sanitary conveniences. There was one outworker in the district employed on making wearing apparel.

**SUMMARY OF SANITARY INSPECTOR'S WORK  
DURING THE YEAR 1953**

No. of different premises visited .....	560
.. Visits made .....	823
.. Complaints received .....	36
.. Defects or nuisances discovered .....	30
.. Notices served (Informal) .....	19
.. Notices served (Statutory) .....	2
.. Prosecutions .....	Nil

**Miscellaneous matters in relation to which visits were made:**

Nuisances .....	58
Inadequate or defective sanitary accommodation .....	12
Drainage .....	92
Keeping of animals .....	12
Water supplies .....	102
Infectious Diseases .....	7
Pollution of streams or ditches .....	21
Refuse Collection .....	19
Refuse Disposal .....	142
Overcrowding of houses .....	17
Tents, Vans and sheds or similar structures .....	33
Knacker's Yards .....	5
Unclean Houses .....	21
Council House applications .....	165
Butchers' Shops .....	29
Bakehouses .....	17
Food premises .....	64
Milk Supplies .....	31
Petroleum storage .....	25
Shops (other than food shops) .....	10
Factories and Workplaces .....	39
Schools .....	7
Miscellaneous Visits .....	87

**No. of Defects or Nuisances abated:**

As to Privies, W.C.'s, Sink Wastes .....	3
.. Drains or Cesspools .....	12
.. Pigs or other animals .....	1
.. Polluted Ditches, etc. ....	1
.. Insanitary accumulations or deposits .....	4
.. Other Defects or nuisances .....	19
No. of Premises disinfected .....	10
.. Water Samples taken for analysis .....	34
.. Houses connected with water mains .....	68
.. Seizures or surrenders of Unsound food .....	15
.. Inspections of Milkshops .....	24
.. Inspections of Piggeries .....	4





