

**The naturalists' miscellany, or, Coloured figures of natural objects; drawn and described immediately from nature.**

**Contributors**

Shaw, George, 1751-1813.  
Nodder, Frederick Polydore  
Nodder, Richard P

**Publication/Creation**

[London] : [Printed for Nodder & co.], [1790-1813]

**Persistent URL**

<https://wellcomecollection.org/works/xgtyy48u>

**License and attribution**


This work has been identified as being free of known restrictions under copyright law, including all related and neighbouring rights and is being made available under the Creative Commons, Public Domain Mark.

You can copy, modify, distribute and perform the work, even for commercial purposes, without asking permission.



Wellcome Collection  
183 Euston Road  
London NW1 2BE UK  
T +44 (0)20 7611 8722  
E [library@wellcomecollection.org](mailto:library@wellcomecollection.org)  
<https://wellcomecollection.org>




































SOCIETATI LINNÆANÆ

LONDINENSI,

SCIENTIÆ NATURALIS

FOVENDÆ, EXCOLENDÆ, HONESTO FLAGRANTI STUDIO,

UNDECIMUM HUNC

NATURÆ VIVARII

FASCICULUM,

D. D. D.

GEORGIUS SHAW,

FREDERICUS P. NODDER.





TO THE  
LINNÆAN SOCIETY OF LONDON,

DISTINGUISHED BY ITS LAUDABLE ZEAL

IN THE PURSUIT OF

NATURAL HISTORY,

THIS ELEVENTH VOLUME

OF THE

NATURALIST'S MISCELLANY

IS

RESPECTFULLY INSCRIBED,

BY

GEORGE SHAW,

FREDERICK P. NODDER.









# TROCHILUS FURCATUS.

VAR.

\*\*\*\*\*

## CHARACTER GENERICUS.

*Rostrum* fubulato-filiforme, apice tubulato, capite longius: Mandibula superior vaginans inferiorem.

*Lingua* filiformis, filis duobus coalitis tubulosa.

*Pedes* ambulatorii.

*Lin. Syst. Nat.* p. 189.

## CHARACTER SPECIFICUS, &c.

TROCHILUS curvirostris cæruleo-violaceus, vertice collo uropygioque viridi-aureis, remigibus rectricibusque nigris, cauda bifurca.

*Lath. ind. orn.* p. 304.

## TROCHILUS FURCATUS.

*Lin. Syst. Nat. Gmel.* p. 486.

*Var.*

T. curvirostris niger, gula viridi-aurea, pectore cæruleo-violaceo, cauda furcata.

*Rostrum levissime curvatum.*


---

Veram magnitudinem depinximus aviculæ, coloribus adeo vividis superbientis, ut pulchriores vix

B

animo

animo possibile fit concipere. Generat eam præci-  
pue America Australis, nec non alias plerasque con-  
generes.







THE  
FURCATED HUMMING-BIRD.  
VAR.



GENERIC CHARACTER.

*Bill* slender, tubular, the upper mandible sheathing the lower,

*Tongue* very long, extensile ; formed of two conjoined cylindric tubes.

*Toes* three forward, one backward.

SPECIFIC CHARACTER, &c.

Curve-billed violet-blue HUMMING-BIRD,  
with the top of the head, the neck, and rump  
gold-green ; the tail-feathers and wings black ;  
the tail forked.

*Var.*

Curve-billed black HUMMING-BIRD, with  
gold-green throat, violet-blue breast, and  
forked tail.

*The bill is but very slightly curved.*

---

It is scarce possible to imagine colors more brilliant than those which decorate this beautiful bird : like most others of this genus, it is principally found in South America, and is represented on the plate in its natural size.

in the summer of 1871  
the first of the year, and the first of the year  
the first of the year, and the first of the year  
the first of the year, and the first of the year

the first of the year, and the first of the year  
the first of the year, and the first of the year  
the first of the year, and the first of the year  
the first of the year, and the first of the year

the first of the year, and the first of the year  
the first of the year, and the first of the year  
the first of the year, and the first of the year  
the first of the year, and the first of the year

the first of the year, and the first of the year  
the first of the year, and the first of the year  
the first of the year, and the first of the year  
the first of the year, and the first of the year

the first of the year, and the first of the year  
the first of the year, and the first of the year  
the first of the year, and the first of the year  
the first of the year, and the first of the year



# PAPILIO MACHAON.



## CHARACTER GENERICUS.

*Antennæ* apicem versus crassiores, sæpius clavato-capitatae.

*Alæ* (sedentis) erectæ sursumque conniventes, (volatu diurno.)

*Lin. Syst. Nat.* p. 774.

## CHARACTER SPECIFICUS, &c.

PAPILIO alis caudatis concoloribus flavis, limbo fusco lunulis flavis, angulo ani fulvo.

*Lin. Syst. Nat.* p. 750.

*Eq. Achiv.*


*Raii. inf.* 110.

*Reaum. inf.* 1. t. 29. 30.

---

Insecta omnia *lepidoptera* quæ in Britannia generantur tum magnitudine tum venustate superans *Papilio Machaon* originem ducit ab *eruca viridi*, cujus fasciæ plurimæ nigræ serie macularum rubrarum insigniuntur. Instruitur caput tentaculis duobus brevibus, retractilibus. Plantas depascitur quæ *umbelliferae* vocantur, præcipue *foeniculum*; aliquando etiam *rutam*, et alias nonnullas. In chrysalidem convertitur mense Julio, e qua mense Augusto erumpit *Papilio*. Interdum fit ut bina proles, cujus

cujus alteram profert Maius, alteram Augustus, in eadem æstate exoriatur: altera nempe Maio e chrysalidibus prioris anni quæ per totam hyemem duraverant; altera Augusto, e chrysalidibus Julii, quæ non ultra tres hebdomadas vel mensem papilionem incluferant. Mirum hoc! et dignum omnino in quod inspiciant philosophi.







A.A.

London, Published Sept. 1<sup>st</sup> 1799, by J. P. Nodder, Newman Street.

# M A C H A O N.



## GENERIC CHARACTER.

*Antennæ* commonly thickening towards the end into a clavated tip.

*Wings* (when at rest) meeting upwards. (Flight diurnal.)

## SPECIFIC CHARACTER, &c.

Black-and-yellow tail-winged BUTTERFLY, with the edges of the wings black with yellow crescents ; the lower ones with a red spot at the interior tips.

*Roefel.* 1. class. 2. pl. 1.

*Merian. inf. eur.* 94. & 163.

*Wilkes. pap.* 47. pl. 1.

*Esper. pap.* 1.

The Swallow-tailed BUTTERFLY.

The Great Fennel BUTTERFLY.

---

The *Papilio Machaon* or Swallow-tailed Butterfly, the largest and most superb of all the British lepidoptera, proceeds from a green caterpillar, with numerous black bands, each marked by a row of red spots : the head is furnished with a pair of short retractile horns or tentacula. It feeds principally on the



the umbelliferous plants, and is most frequently found on fennel: it is also sometimes seen on rue and other plants. It changes into a chrysalis in the month of July, and the fly appears in August; but it sometimes happens that two broods of this butterfly are produced in the course of the same summer; viz. the first in the month of May, having lain all winter in their chrysalis state; the second in August, from the chrysalises of July; having lain in that state not more than a month or three weeks. An extremely singular circumstance! and which well merits the attention of philosophic entomologists.



# OPHICEPHALUS PUNCTATUS.



## CHARACTER GENERICUS.

*Caput squamis variis.*

*Bloch. ichth. 10. p. 113.*

## CHARACTER SPECIFICUS.

OPHICEPHALUS corpore nigro-punctato.

*Bloch. ichth. 10. p. 115. t. 358.*

---

In fluviis lacubusque Indicis præcipue invenitur Ophicephalus punctatus, longitudine, ut plurimum, pedali vel fesquipedali. Ophicephali genus instituit celeberrimus Blochius.

the correspondence of the  
18th and 19th centuries  
the correspondence of the  
18th and 19th centuries  
the correspondence of the

---

the correspondence of the

the correspondence of the

the correspondence of the

the correspondence of the

the correspondence of the

the correspondence of the

the correspondence of the

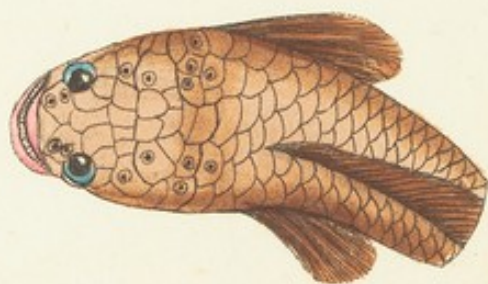
the correspondence of the

the correspondence of the

the correspondence of the







THE  
PUNCTATED OPHICEPHALUS.



GENERIC CHARACTER.

*Head* coated with diffimilar scales.

SPECIFIC CHARACTER, &c.

Pale-brown OPHICEPHALUS, speckled with  
black points.

Spotted OPHICEPHALUS, or punctulated snake-  
head.

Der punctirte Schlangenkopf.

*Bloch. ichth. 10. pl. 358.*

---

The punctated Ophicephalus is principally found in the rivers and lakes of India, and is commonly about a foot or a foot and a half in length. The genus Ophicephalus was first instituted by the celebrated Dr. Bloch.





# HYDRACHNA COCCINEA.



## CHARACTER GENERICUS.

*Caput*, thorax et abdomen unita.

*Palpi* duo articulati.

*Oculi* duo, quatuor, fex.

*Pedes* octo.

*Lin. Syst. Nat. Gmel. p. 2395.*

## CHARACTER SPECIFICUS, &c.

HYDRACHNA coccinea subglobosa, supra punctis distantibus impressis.

H. impressa ? *Lin. Syst. Nat. Gmel. H. rubra* distantia ; punctis impressis, palpis brevibus.

*Müll. hydr. n. 33. t. 9. f. 2 ?*

---

A Domino Müllero institutum genus Hydrachna quasi vinculo quodam connectere videtur genera araneæ et acari. Raro crescunt hæc animalia in magnitudinem, nomine aranearum aquaticarum vulgo cognita. Minime rara hæc species æstivo tempore in aquis purioribus, omnium forte quæ in Britannia generantur notatu dignissima est. Depingitur aucta magnitudo, quæ, ut plurimum, quintam circiter unciaë partem attingit.








4009



Publ Sept. 1909 by J. D. Hodder.

## SCARLET HYDRACHNA.



### *GENERIC CHARACTER.*

*Head*, thorax, and abdomen united.

*Feelers* two, jointed.

*Eyes* two, four, or six.

*Legs* eight.

### *SPECIFIC CHARACTER, &c.*

Subglobose scarlet HYDRACHNA, marked above with distant impressed points.

Scarlet HYDRACHNA, or red water-spider.

---

The genus Hydrachna, instituted by Müller, seems to form as it were a link of connexion between the genera of Acarus and Aranea. These animals are commonly known by the name of water-spiders, and are seldom of any considerable size. The present species, which is shewn as it appears when magnified, is perhaps the most remarkable of the British species, and is not uncommon in clear stagnant waters in the summer months. It grows to the length of about the fifth part of an inch.





## CORACIAS AFRICANA.



### CHARACTER GENERICUS.

*Rostrum* cultratum apice incurvato, basi pennis denudatum.

*Lingua* cartilaginea, bifida.

*Pedes* ambulatorii.

*Lin. Syst. Nat.* p. 159.

### CHARACTER SPECIFICUS, &c.

CORACIAS ferruginea, subtus cæruleo-purpurea, remigibus cyaneis, rectricibus thalassinis apice cyaneo-nigricantibus.

Coracias Afra. C. testaceo-rubra, subtus purpureo-rubescens, crisso cæruleo-viridi, remigibus rectricibusque cæruleis, apice nigricantibus.

*Lath. ind. orn.* p. 172.

---

Africana esse creditur rarissima avis, cujus veram magnitudinem tertia parte deminutam in tabula depinximus. Facie seu habitu generali, cum rostrum fit latissimum, breve, et validum, simillima est Coraciæ tum Madagascariensi tum Orientali, a quibus tamen discrepat coloribus. In Museo Britannico asservatur specimen unde iconem hanc nostram delineari curavimus.









THE  
AFRICAN ROLLER.



GENERIC CHARACTER.

*Bill* straight, bending a little towards the end; cul-  
trated at the edges.

*Nostrils* narrow; naked.

*Legs* generally short: toes divided to their origin;  
three forwards and one backwards.

SPECIFIC CHARACTER, &c.

Ferruginous ROLLER, lilac-coloured beneath;  
with blue wing-feathers and sea-green tail tip-  
ped with black.

AFRICAN ROLLER.

*Lath. syn. suppl.* p. 86.

---

This extremely rare bird is supposed to be a native  
of Africa, and is preserved in the British Museum.  
It is nearly allied to the Oriental and Madagascar  
Rollers, having a remarkably broad, short, and strong  
beak; but differs in color from both those birds.  
The plate represents it about a third less than the  
natural size.







# ANTHIAS DIAGRAMMA.



## CHARACTER GENERICUS.

*Caput* totum squamosum ; operculo anteriore fer-  
rato.

*Bloch. ichth. 9. p. 86.*

## CHARACTER SPECIFICUS, &c.

ANTHIAS striis longitudinalibus brunneis.

*Bloch. ichth. 9. p. 101. t. 320.*

Perca DIAGRAMMA.

*Lin. Syst. Nat. Gmel. p. 1319.*

Perca maxilla, superiore longiore, &c.

*Seb. mus. 3. p. 79. t. 27. f. 18.*

---

Anthias Diagramma Blochii, feu Perca Diagramma Linnæi, in variis Indiæ regionibus generatur, aquarum dulcium incola. Caro ejus habetur in deliciis. Crescere solet in longitudinem decem unciarum, piscesque minores, more reliqui generis, prædari.









London. Published Oct. 7<sup>th</sup> 1799 by W. B. Nodder, Newman Street.

THE  
BANDED ANTHIAS.



*GENERIC CHARACTER.*

*Head* completely scaled: anterior gill-covers serrated.

*SPECIFIC CHARACTER, &c.*

White ANTHIAS, with longitudinal brown bands.

The brown-banded ANTHIAS.

The BANDED Perch.

---

The Anthias Diagramma of Bloch, or Perca Diagramma of Linnæus, is found in various parts of India, where it inhabits fresh waters. It grows to the length of about ten inches, and, like others of this genus, preys on the smaller fishes.

# BANDED ANTHIAS

CHARLES J. FISKE

NEW YORK

1901

THE BANCROFT PRESS

NEW YORK

1901

THE BANCROFT PRESS

NEW YORK

1901

THE BANCROFT PRESS

NEW YORK

1901

THE BANCROFT PRESS

NEW YORK

1901

THE BANCROFT PRESS

NEW YORK

1901

THE BANCROFT PRESS



# LACERTA AMBOINENSIS.



## CHARACTER GENERICUS.

*Corpus* tetrapodum, caudatum, nudum.

*Lin. Syst. Nat.* p. 359.

## CHARACTER SPECIFICUS, &c.

LACERTA cauda compressa longa, pinna caudali radiata, futura dorsali dentata.

*Lin. Syst. Nat.* Gmel. p. 2064.

*Schlosser de Lacerta Amboinensi, Amst.* 1768. t. 1:

---

Museorum Europæorum supellectilem rimantibus non sæpe se in conspectum dat lacerta amboinensis : nec sane rariorem continet genus. In insula Amboyna innascitur, degens ut plurimum prope aquas, sæpe etiam in ipsis aquis reperta. A Domino Schlosfero multis abhinc annis accurate descripta est et icone eximia illustrata. In Museo Joannis Hunteri pulcherrimum exstat specimen. Ad longitudinem duorum pedum attingit hæc species, vel etiam majorem ; et in ista generis divisione reponitur, quæ Iguanam, Basiliscum, et alias nonnullas lacertas amplectitur. Caro hujus, ut et Iguanæ, optimum habere saporem dicitur.










London, Published Oct. 1799, by F. & J. Nodder, Newman Street.

THE  
AMBOINA LIZARD.



*GENERIC CHARACTER.*

Body four-footed, tailed, naked.

*SPECIFIC CHARACTER, &c.*

Long-tailed variegated LIZARD, with radiated tail-fin, and dentated dorsal future.

The variegated AMBOYNA LIZARD.

---

This animal is one of the rarest of the genus, and is seldom to be found in European Museums. It is a native of Amboyna, where it principally resides in watery places; and indeed is frequently found in the water. It has been accurately described by Dr. Schloffer several years ago, and the description is accompanied by an excellent figure. In the museum of Mr. John Hunter a most beautiful specimen occurs. This species grows to the length of two feet, or even more. It is of that particular tribe in the genus which contains the Guana, the Basilisk, and some others. Its flesh, like that of the Guana, is said to be excellent.







## PAPILIO PARIS.



*Antennæ* apicem versus crassiores, sæpius clavato-capitatae.

*Alæ* (sedentis) erectæ sursumque conniventes, (volatu diurno.)

*Lin. Syst. Nat.* p. 744.

### CHARACTER SPECIFICUS, &c.

PAPILIO alis caudatis nigris; posticis macula cyanea ocelloque purpureo; subtus ocellis septem.

*Lin. Syst. Nat.* p. 745.  
*Eq. Tr.*

*Clerk. ic. t.* 13. f. 1.

*Knorr. del. t. c.* 3. f. 1.

*Fablonfk. pap. 2. t.* 14. f. 1. 2.

---

Papilionis hujus pulcherrimi, Sinæ, Cocinfinæ, et aliarum regionum Asiaticarum incolæ, exstat icon perelegans in splendido Domini Donovan opere de insectis Sinensibus, quorum coelatae imagines eximiis coloribus inductæ summam perfectionis laudem videntur esse consecutæ. Specimen quod figuræ huic nostræ depingendæ inserviit in Museo Britannico asservatur.









London, Published Oct 17 1799, by R. A. Sower, Newman Street.

# P A R I S.



## GENERIC CHARACTER.

*Antennæ* commonly thickening towards the end into a clavated tip.

*Wings* (when at rest) meeting upwards. (Flight diurnal.)

## SPECIFIC CHARACTER.

Black tail-winged BUTTERFLY speckled with green ; with a large blue-green spot and a purple eye on each of the lower wings.

*Cramer inf.* 9. pl. 103. f. A. B.

*Drury inf.* 1. pl. 12. f. 1.

*Donovan's Chinese Insects*, p. 1. pl. 1.

---

Of this beautiful Butterfly, which is a native of China, Cochinchina, and various other regions of the eastern world, a most elegant representation may be found in Mr. Donovan's splendid publication on the Insects of China, a work in which delicacy of engraving and beauty of colouring have perhaps been carried to an unrivalled degree of excellence. The specimen from which the present figure was copied is preserved in the British Museum.





# TODUS CRISTATUS.



## CHARACTER GENERICUS.

*Rostrum* tenue, depressum, latum, basi fetis patulis.

*Nares* ovatae, parvae.

*Pedes* gressorii, digitus exterior medio basi connexus.

*Lath. ind. orn.* p. 265.

## CHARACTER SPECIFICUS, &c.

TODUS crista coccinea, corpore fusco albo-maculato.

*Lin. Syst. Nat.* Gmel. p. 446.

*Naturf.* 17. p. 21. n. 5. t. 1.

TODUS regius  $\beta$ .

*Lath. ind. orn.* p.

---

Avicula hæc in Guinea præcipue reperta, sedem sibi jure vindicat inter pulcherrimas sui generis. Magnitudinem naturalem ostendit tabula.










THE  
CRESTED TODY.



*GENERIC CHARACTER.*

*Bill* thin, depressed, broad, with spreading bristles at the base.

*Nostrils* small, ovate.

*Feet* gressorial: the exterior toe connected with the middle at the base.

*SPECIFIC CHARACTER.*

Brown TODY, spotted with white, with crimson crest, tipped with black.

---

This species, which may justly be considered as one of the most beautiful of its genus, is chiefly found in Guinea. It is represented on the plate in its natural size.

THE FIRST PART OF THE HISTORY OF THE  
 LIFE OF THE LATE KING CHARLES THE FIRST  
 BY JOHN BURNET  
 OF THE SOCIETY OF THE APOSTOLICAL CHURCH  
 IN LONDON  
 PRINTED BY J. STURGEON, AT THE SIGN OF THE  
 THREE KINGS, IN ST. MARTIN'S LANE, NEAR  
 ST. MARTIN'S CHURCH, IN THE CITY OF LONDON.

IN THE YEAR 1680  
 THE SECOND PART OF THE HISTORY OF THE  
 LIFE OF THE LATE KING CHARLES THE FIRST  
 BY JOHN BURNET  
 OF THE SOCIETY OF THE APOSTOLICAL CHURCH  
 IN LONDON  
 PRINTED BY J. STURGEON, AT THE SIGN OF THE  
 THREE KINGS, IN ST. MARTIN'S LANE, NEAR  
 ST. MARTIN'S CHURCH, IN THE CITY OF LONDON.

THE THIRD PART OF THE HISTORY OF THE  
 LIFE OF THE LATE KING CHARLES THE FIRST  
 BY JOHN BURNET  
 OF THE SOCIETY OF THE APOSTOLICAL CHURCH  
 IN LONDON  
 PRINTED BY J. STURGEON, AT THE SIGN OF THE  
 THREE KINGS, IN ST. MARTIN'S LANE, NEAR  
 ST. MARTIN'S CHURCH, IN THE CITY OF LONDON.

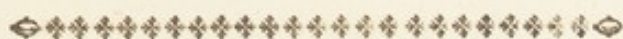
THE FOURTH PART OF THE HISTORY OF THE  
 LIFE OF THE LATE KING CHARLES THE FIRST  
 BY JOHN BURNET  
 OF THE SOCIETY OF THE APOSTOLICAL CHURCH  
 IN LONDON  
 PRINTED BY J. STURGEON, AT THE SIGN OF THE  
 THREE KINGS, IN ST. MARTIN'S LANE, NEAR  
 ST. MARTIN'S CHURCH, IN THE CITY OF LONDON.

THE FIFTH PART OF THE HISTORY OF THE  
 LIFE OF THE LATE KING CHARLES THE FIRST  
 BY JOHN BURNET  
 OF THE SOCIETY OF THE APOSTOLICAL CHURCH  
 IN LONDON  
 PRINTED BY J. STURGEON, AT THE SIGN OF THE  
 THREE KINGS, IN ST. MARTIN'S LANE, NEAR  
 ST. MARTIN'S CHURCH, IN THE CITY OF LONDON.

THE SIXTH PART OF THE HISTORY OF THE  
 LIFE OF THE LATE KING CHARLES THE FIRST  
 BY JOHN BURNET  
 OF THE SOCIETY OF THE APOSTOLICAL CHURCH  
 IN LONDON  
 PRINTED BY J. STURGEON, AT THE SIGN OF THE  
 THREE KINGS, IN ST. MARTIN'S LANE, NEAR  
 ST. MARTIN'S CHURCH, IN THE CITY OF LONDON.



# SILURUS MILITARIS.



## CHARACTER GENERICUS.

*Caput* nudum, magnum, latum; *Os* cirris tentaculatum.

*Corpus* elongatum, compressum, squamis nudum, mucosum; *pinnarum* pectoralium aut dorsalis radius primus spinosus, retro dentatus.

## CHARACTER SPECIFICUS, &c.

SILURUS ossibus duobus capitis erectis, pinna dorsi postica adiposa, linea laterali flexuosa.

SILURUS pinna dorsali, postica adiposa, cirris duobus rigidis.

*Lin. Syst. Nat. Gmel. p. 1356.*

SILURUS ossibus duobus erectis in capite.

*Bloch. ichth. 11. p. 13. t. 362.*


---

Facie habituque peculiari magis quam pulchritudine notabilis *Silurus militaris*, flumina incolit Surinamensia, crescitque interdum in magnam molem. More aliorum congenerum, pisces minores, reliquaque ejusmodi prædando se sustentat. A splendidissimo opere Domini Blochii similitudinem hanc nostram mutuati sumus.










THE  
MILITARY SILURUS.



*GENERIC CHARACTER.*

*Head* naked, large, broad; *Mouth* bearded with cirri.

*Body* elongated, compressed, without scales, covered with mucus: the first ray of the dorsal or pectoral fins serrated by reversed prickles.

*SPECIFIC CHARACTER.*

SILURUS with two upright bones on the head, an adipose back-fin, and flexuous lateral line.  
The armed or military SILURUS.

---

The military Silurus, more distinguished by the singularity than the beauty of its appearance, is an inhabitant of the rivers of Surinam, where it sometimes grows to a very large size. Like the rest of the Siluri it is of a predacious nature, and feeds on the smaller fishes, &c. The present figure is taken from the splendid work of Dr. Bloch.







# LIBELLULA LUCRETIA.



*Os* maxillosum : maxillis pluribus.

*Antennæ* thorace breviores.

*Alæ* extensæ.

*Cauda* (maris) hamofo-forcipata.

*Lin. Syst. Nat.* p. 901.

## CHARACTER SPECIFICUS, &c.

LIBELLULA alis immaculatis, abdomine longissimo.

LIBELLULA alis reticulatis, abdomine longissimo.

*Lin. Syst. Nat.* Gmel. p. 2625.

*Fab. spec. inf.* 1. p. 528.

LIBELLULA LUCRETIA.

*Drury inf.* 2. p. 87. t. 48. f. 1.

---

In elegantissimo opere Domini Drury de Insectis exoticis primum depicta est hæc Libellulæ species. Caffrariam ? incolit, et magnitudine vera in tabula exprimitur.







THE  
LINEAR LIBELLULA.



GENERIC CHARACTER.

*Mouth* consisting of several mandibles.

*Antennæ* very slender, filiform, shorter than the  
thorax.

*Wings* spreading.

*Abdomen* lengthened.

SPECIFIC CHARACTER, &c.


LIBELLULA with plain reticulated wings, and  
extremely long abdomen.

The linear LIBELLULA or Dragon-Fly.

The long-bodied DRAGON-FLY.

---

This species of Libellula was first figured in the elegant work of Mr. Drury on exotic insects; it is a native of Caffraria? and is represented on the plate in its natural size.







## CANCER LONGIMANUS.



### CHARACTER GENERICUS.

*Pedes* octo (rarius sex aut decem) ; infuper manus  
duæ chelatæ.

*Palpi* sex inæquales.

*Oculi* duo distantes, plurimis pedunculati ; elongati, mobiles.

*Mandibula* cornea, crassa.

*Labium* triplex.

*Cauda* articulata, inermis.

*Lin. Syst. Nat.* Gmel. p. 2963.

### CHARACTER SPECIFICUS, &c.

CANCER thorace aculeato, manibus corpore longioribus, chelis brevissimis.

CANCER brachyurus thorace aculeato, manibus corpore longioribus, digito patulo, pollice curvato.

*Lin. Syst. Nat.* p. 1047.

*Seb. mus.* 3. p. 47. t. 19. f. 8.

---

Præcipue distinguit hanc speciem insignis brachiorum longitudo. Maria incolit Europæa atque Indica, raro in magnam crescens molem.

дѣла въ нѣмъ сѣдѣла нѣмъ  
нѣмъ нѣмъ нѣмъ нѣмъ нѣмъ  
нѣмъ нѣмъ нѣмъ нѣмъ нѣмъ

нѣмъ нѣмъ нѣмъ нѣмъ нѣмъ  
нѣмъ нѣмъ нѣмъ нѣмъ нѣмъ

нѣмъ нѣмъ нѣмъ нѣмъ нѣмъ  
нѣмъ нѣмъ нѣмъ нѣмъ нѣмъ  
нѣмъ нѣмъ нѣмъ нѣмъ нѣмъ

нѣмъ нѣмъ нѣмъ нѣмъ нѣмъ  
нѣмъ нѣмъ нѣмъ нѣмъ нѣмъ  
нѣмъ нѣмъ нѣмъ нѣмъ нѣмъ

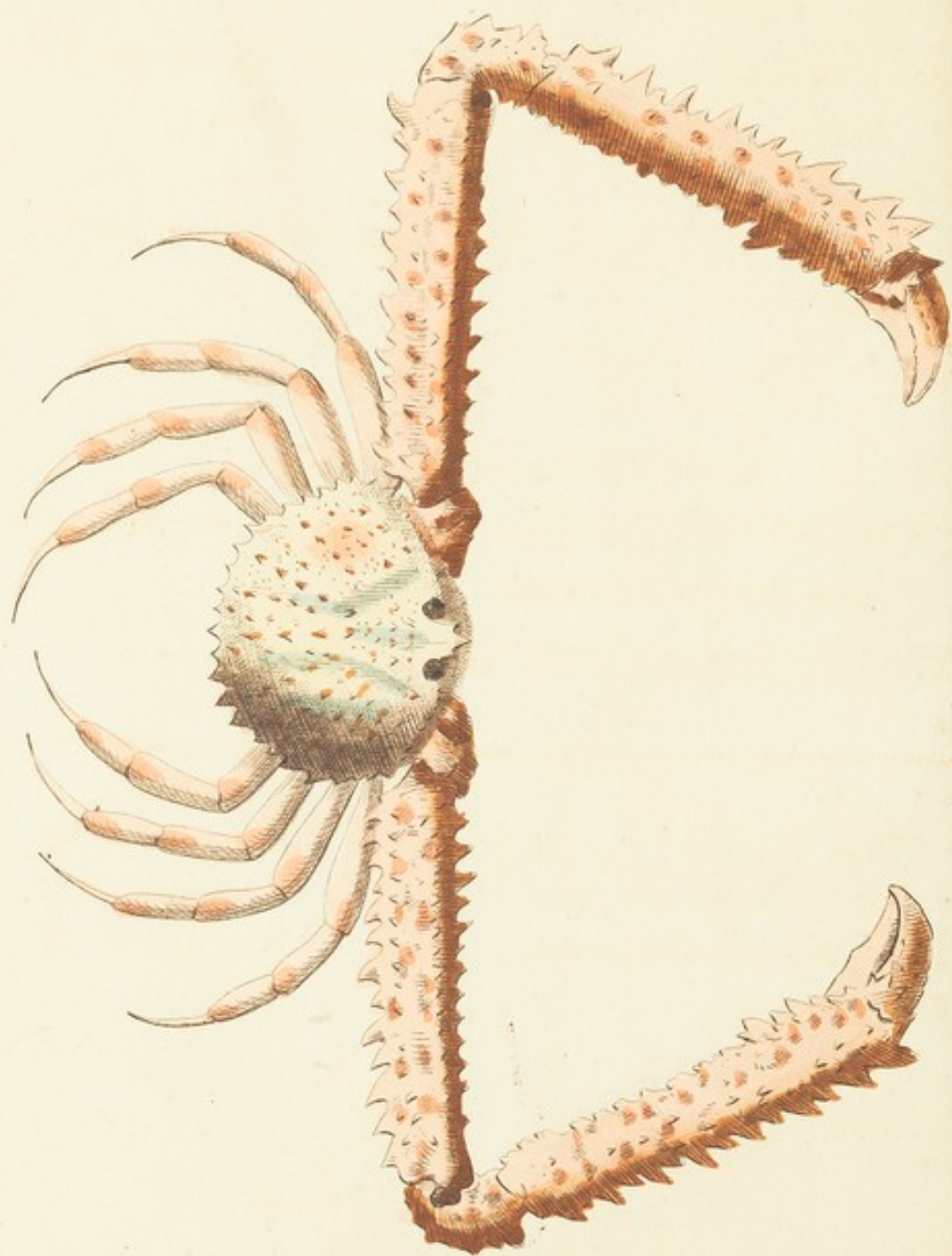
нѣмъ нѣмъ нѣмъ нѣмъ нѣмъ  
нѣмъ нѣмъ нѣмъ нѣмъ нѣмъ  
нѣмъ нѣмъ нѣмъ нѣмъ нѣмъ  
нѣмъ нѣмъ нѣмъ нѣмъ нѣмъ

нѣмъ нѣмъ нѣмъ нѣмъ нѣмъ  
нѣмъ нѣмъ нѣмъ нѣмъ нѣмъ  
нѣмъ нѣмъ нѣмъ нѣмъ нѣмъ  
нѣмъ нѣмъ нѣмъ нѣмъ нѣмъ

нѣмъ нѣмъ нѣмъ нѣмъ нѣмъ







London: Published, Nov. 1849, by R. P. Anderson, Newman Street.

THE  
LONG-ARMED CRAB.



*GENERIC CHARACTER.*

*Legs* generally eight (in some species six or ten.)  
besides two claspers or chelated arms.

*Feelers* six, unequal.

*Eyes* two, generally distant, foot-stalked, move-  
able.

*Tail* articulated, unarmed.

*SPECIFIC CHARACTER, &c.*

CANCER with aculeated thorax, very long arms,  
and very short chelæ.

The long-armed CANCER or Crab.


---

This species is particularly distinguished by the enormous length of its arms. It is a native of the European and Indian seas, and is seldom found of a large size.





# PINGUINARIA PATACHONICA.



## CHARACTER GENERICUS.

*Rostrum* rectum, apice subincurvato.

*Nares* lineares.

*Lingua* retrorsum aculeata.

*Alæ* ad volandum ineptæ.

*Pennæ* minutissimæ.

*Pedes* compedes.

## CHARACTER SPECIFICUS, &c.

PINGUINARIA fusco-cinerea, plumbeo irrorata,  
subtus alba, capite nigricante, fascia utrinque  
colli longitudinali flava.

APTENODYTES PATACHONICA. A. rostro  
pedibusque nigris, macula ad aures aurea.

*Lin. Syst. Nat. Gmel. p. 556.*

PINGUINARIA PATACHONICA.

*Museum Leverianum, No. 3. p. 144. t. 11.*

*Cimelia Physica. tab. 23.*

---

Omniū hujus generis avium species in tabula  
longe est maxima, coloresque habet præ cæteris ni-  
tidos et elegantes. Rostrum illi nigrum est, apice  
flavescente, basique maxillæ inferioris crocea. Ca-

put, cum gula, collique parte postica, est atro-fuscum. In collo utrinque fascia longitudinalis flavissima conspicitur. Cætera avis a parte superiore est cinerea, singulis pennis apice cærulescente terminatis, ita ut primo intuitu velut maculata appareat. Tota pars corporis inferior alba est: crura pedesque nigra. Eximia hæc species mundi Antarcæici est incola, et præcipue prope *Terram del Fuego* conspicitur.







R.N.

London Published Decr 12 1793 by F. &amp; J. Wodder, Newman Street.

THE  
PATAGONIAN PENGUIN.



GENERIC CHARACTER.

*Bill* straight, slightly bent at the tip.

*Nostrils* linear.

*Tongue* aculeated backwards.

*Wings* useless for flight.

*Feathers* extremely small.

*Legs* placed extremely backwards.

SPECIFIC CHARACTER, &c.

Cinereous-brown PENGUIN speckled with lead-color, white beneath, with blackish head, and a longitudinal yellow band on each side the neck.

PATAGONIAN PENGUIN.

*Museum Leverianum*, No. 3. p. 147. pl. 11.

Le Grand Manchot.

*Buff. ois.* 9. p. 399. pl. 30.

Manchot des isles Malouines.

*Pl. enl.* 975.

---

Of all the species of this singular genus that which is here represented is the largest, as well as



the most elegant in its colors. The bill is black, with a yellowish tip ; but the base of the lower mandible is orange-colored. The head, throat, and hind part of the neck are blackish-brown : on each side the neck is a longitudinal stripe of bright yellow : the remainder of the bird, on the upper parts, is of a deep ash-color, most of the feathers being tipped with blueish, so as to give the bird a speckled appearance : the whole under part is white. This curious species is a native of the southern hemisphere, and is principally found about Falkland islands.



# LORICARIA PLECOSTOMUS.



## CHARACTER GENERICUS.

*Corpus* lorica tum.

*Os* sub tus.

*Bloch. ichtb.* 11. p. 55.

## CHARACTER SPECIFICUS, &c.

LORICARIA flava, fusco maculata, cauda striis plurimis transversis fuscis, dorso dipterygio.

LORICARIA PLECOSTOMUS. L. pinnis dorsi duabus.

*Lin. Syst. Nat.* p. 508.

ACCIPENSER Indicus. A. ore cirris duobus.

*Lin. mus. Ad. Frid.* p. 55. t. 28. f. 4.

LORICARIA PLECOSTOMUS.

*Bloch.* 11. p. 57. t. 374.

---

Genus Loricaria paucas continet species, quarum illa in tabula depicta rivos incolit Americanos, in Brasilia præcipue reperta, longitudine, ut plurimum, pedali.










London Published Decr 1799 by E. & J. Nodder, New-man Street.

THE  
YELLOW LORICARIA.



*GENERIC CHARACTER.*

*Body* mailed.

*Mouth* situated underneath.

*SPECIFIC CHARACTER, &c.*

YELLOW LORICARIA, spotted with brown,  
with two dorsal fins, and tail marked with  
several brown transverse stripes.

---


The genus Loricaria contains but very few species, of which that represented on the present plate is a native of the American rivers, and is principally found in Brasil. Its general length is about a foot.







# LACERTA APUS.



## CHARACTER GENERICUS.

*Corpus* tetrapodum, caudatum, nudum.

*Lin. Syst. Nat.* p. 359.

## CHARACTER SPECIFICUS, &c.

LACERTA anguiformis fusco-flavescens, pedibus anterioribus nullis, posterioribus brevissimis monodactylis.

LACERTA APUS. L. capite et corpore continuis una cum cauda longa teretibus imbricatis pallidis, pedibus anterioribus nullis, posteriorum subdidactylorum vestigio.

*Lin. Syst. Nat.* Gmel. p. 1079.

*Pall. nov. comm, Petrop.* 19. p. 435. t. 9.

---

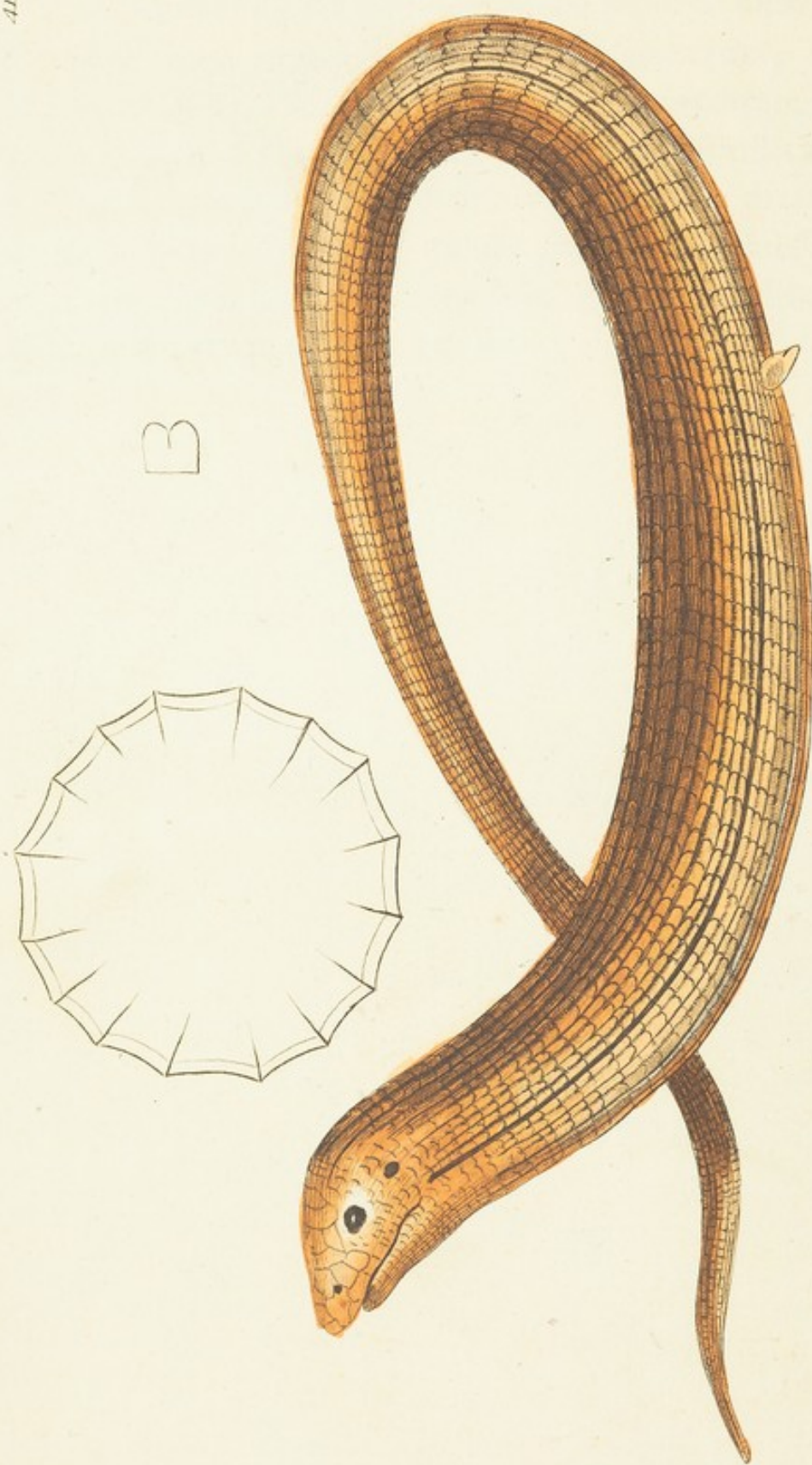
Lacertam Apum in illis speciebus habendam quæ vinculo quodam lacertas et serpentes inter se connectunt, primus descripsisse videtur Dominus Pallas in opere cui titulus "*Nov. Comm. Petrop. &c.*" icone etiam addita, quæ magnitudinem naturalem monstrat. Specimen quod depinximus e Græcia attulit Dominus Joannes Sibthorpius, non ita pridem Botanices Professor Oxoniensis. In maximis censeatur hæc species suæ tribus, longitudine fere tripedali.

dali. Innocuo est ingenio, loca, ut plurimum, quærens umbrosa, uvida, secreta; et aliarum more lacertarum, insecta præcipue depascens.

Notandum est cæteras lacertas ad hanc tribum referendas, quæ hætenus phycis innotuerunt, esse lacertam *Chalciden*, lacertam *serpentem*, lacertam *anguinam*, et lacertam *bipedem*; quarum ad similitudinem adeo appropinquat Anguis qui *ventralis* dicitur, ut ab iis vix ac ne vix separari posset, nisi deessent ei aurium foramina externa, seu meatus auditorii, quibus serpentes semper carent.







London Published Dec: 1799, by F. B. Nodder, Newman Street.

THE  
APODAL LIZARD.



*GENERIC CHARACTER.*

Body four-footed, tailed, naked.

*SPECIFIC CHARACTER.*

Yellowish-brown snake-shaped LIZARD, without fore-feet, and with very short monodactylous hind-feet.

---

The *Lacerta Apus*, one of those singular species which form, as it were, a connecting link between Lizards and Snakes, seems to have been first described by Dr. Pallas in the work entitled "*Nov. Comm. Petrop. &c.*" where a figure of it is also given in its natural size. The specimen here exhibited was brought from Greece by the late Dr. Sibthorp, Professor of Botany in the University of Oxford. It may be considered as one of the largest of its tribe, measuring near three feet in length. It is a harmless animal, and is principally found in shady and damp situations in the most retired places, where, like other Lizards, it feeds chiefly on insects.

It may not be improper to observe that the other snake-shaped Lizards hitherto discovered by naturalists,



ralists, are the *Lacerta Chalcides*, *L. serpens*, *L. anguina*, and *L. bipes*. It may also be added that the animal called *Anguis ventralis*, or the glass snake of America, seems to make so near an approach to the tribe of Lizards just mentioned, as scarce to be separated from them, except from the circumstance of its wanting the appearance of the meatus auditorius or external foramen of the ear, of which the snakes are always destitute.



# LACERTA AQUATICA.



## CHARACTER GENERICUS.

*Corpus* tetrapodum, caudatum, nudum.

*Lin. Syst. Nat.* p. 359.

## CHARACTER SPECIFICUS, &c.

LACERTA AQUATICA olivaceo-fusca nigro maculata, subtus crocea, cauda ancipiti lateribus sinuata.

LACERTA cauda teretiuscula mediocri, pedibus muticis, palmis tetradactylis.


*Lin. Syst. Nat.* p. 370.

---

Lacertam aquaticam pariunt fere omnes aquæ stagnantes, eadem, ut plurimum, magnitudine, quam cernere est in tabula. Color illi est olivario-fuscus, plus minus faturatus in diversis speciminibus, corpore superiori caudaque nigro maculatis. Abdomen aurantio-pallidum, nigro similiter conspersum. Latior est mari cauda, compressaque ad latera, supra infraque inæqualiter sinuata; quæ partes sinuatæ, si accuratius inspiciantur, admodum pellucidæ, vasa per quæ sanguis defertur pulcherrime distributa monstrant: adeo ut vix aliud animal microscopicis observationibus de sanguinis circulatione melius inferviat.

ferviat. Lacertæ aquaticæ cuticulas frequenter exuunt, in aquis sæpius visas, pellucidas, tenuissimas. Ova pariunt conglomerata, globulis singulis fusco-flavo-pallentibus, et glutine circumfuso inclusis. Larvæ pinnulis ramosis branchialibus instructuuntur, quæ lacertis adultis et perfectis de pectore utrinque decidunt.









London Published Dec<sup>r</sup> 1. 1799 by L.P. Aödder, Newman Street.

THE  
WATER-NEWT.



*GENERIC CHARACTER.*

*Body* four-footed, tailed, naked.

*SPECIFIC CHARACTER, &c.*

Olive-brown Water-Lizard spotted with black,  
with orange-colored abdomen, and sharp-  
edged sinuated tail.

The smaller or common WATER-NEWT.

---

The *Lacerta Aquatica* of Linnæus, or common Water-Newt, is an inhabitant of almost all stagnant waters, and is generally of the size represented in the present plate. Its color is an olive-brown, more or less deep in different individuals, the upper part of the body, and the tail, being spotted with black: the abdomen is of a pale orange-color, and is spotted, in a similar manner with black: the tail of the male is broader, more compressed on the sides, and more sinuated at the edges than that of the female: these sinuated parts are extremely transparent, and if accurately examined, will be found to exhibit in a beautiful manner, the distribution of the blood-vessels; for which reason this animal is, perhaps,  
better



better calculated than any other, for a microscopical survey of the circulation. The Water-Newt frequently casts its skin, which is extremely thin and pellucid, and may often be seen floating in the water. This species deposits its ova or spawn in small clusters, consisting of several palish yellow-brown globules, included in the surrounding gluten. The young or Larvæ are furnished with ramified branchial fins on each side the breast, which fall off when the animal arrives at its complete or perfect state.



## PICUS MINIATUS.



### CHARACTER GENERICUS.

*Rostrum* polyedrum, rectum : apice cuneato.

*Nares* pennis fetaceis recumbentibus obtectæ.

*Lingua* teres, lumbriciformis, longissima, mucronata, apice retrorsum aculeata fetis.

*Pedes* scanforii.

*Lin. Syst. Nat.* p. 173.

### CHARACTER SPECIFICUS, &c.

PICUS olivaceus, subtus fusco transversim undulatus, crista tectricibusque rubris.

PICUS obscure ruber, capite cristato, jugulo roseo, abdomine albo, remigibus nigris albo maculatis, rectricibus cyaneis.

*Lath. ind. orn.* p. 241.

PICUS cristatus ruber, subtus albus, jugulo roseo, rostro caudaque cæruleis, tectricibus caudæ viridibus.

*Lin. Syst. Nat. Gmel.* p. 432.

---

Picum miniatum, in insula Java generatum, primus descripsisse videtur celeberrimus Pennantus in libro de Indicis animalibus. Verisimile est avis co-

lores interdum variare : cum in nonnullis discrepet  
specimen quod depinximus ab illo de quo Pennan-  
tus differuit. In tabula monstratur effigies tertia  
parte minor vera et naturali magnitudine.







A. V.

London Published Jan. 1. 1800. by F. &amp; C. Nodden, Newman Street.

THE  
RED-WINGED WOODPECKER.

\*\*\*\*\*

GENERIC CHARACTER.

*Bill* angular, strait, cuneated at the tip.

*Nostrils* covered with reflected bristly feathers.

*Tongue* cylindric, worm-shaped, very long, sharp-pointed, and (generally) aculeated at the tip with reflex bristles.

*Feet* formed for climbing.

SPECIFIC CHARACTER, &c.

Olive WOODPECKER, transversely undulated beneath with brown, with red crest and wing-coverts.

RED-WINGED WOODPECKER.

*Pennant Ind. Zool.* p. 39. pl. 6.

*Lath. Synops.* 1. p. 595.

---

The *Picus miniatus* or Red-Winged Woodpecker is a native of the island of Java, and seems to have been first described by Mr. Pennant in his Indian Zoology. It is a species which appears to vary occasionally in color; the present specimen differing in some particulars from that described by Mr. Pennant. It is represented about a third less than the natural size.







# MADREPORA MUSICALIS.



## CHARACTER GENERICUS.

*Animal* Medusa.

*Corallium* cavitatibus lamelloso-stellatis.

*Lin. Syst. Nat.* p. 1272.

## CHARACTER SPECIFICUS, &c.

MADREPORA aggregata, cylindris suberectis  
striatis, dissepimentis transversis distantibus.

MADREPORA aggregata, cylindris stellarum  
striatis distantibus combinatis membranis  
transversis.

*Soland et Ell. zooph.* p. 165.

M. coralliis cylindricis striatis distantibus, combi-  
natis, membranis confertissimis transversis.

*Lin. Syst. Nat. Gmel.* p. 3769.

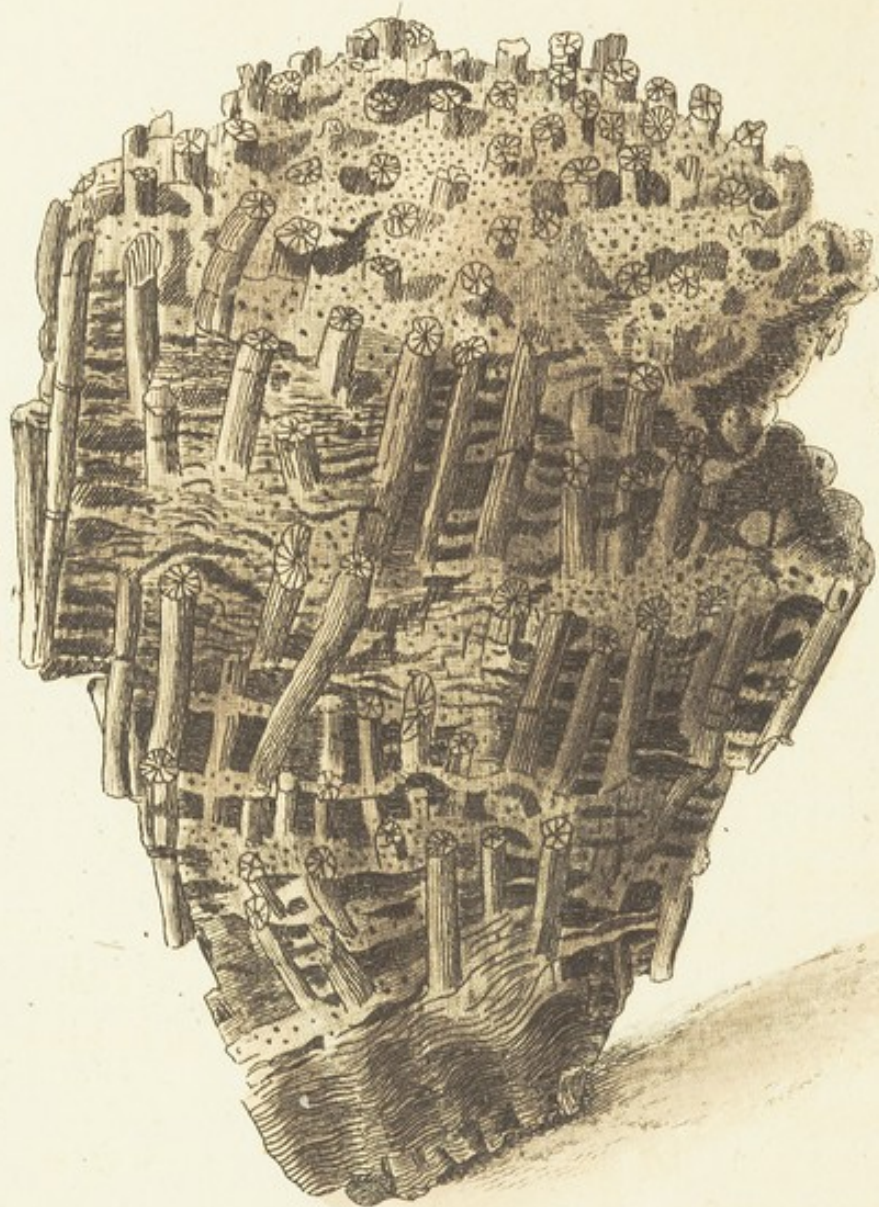
---

Insignis corallii veram magnitudinem depinximus,  
adeo conformati ut genera *Tubiporæ* et *Madreporæ*  
connectere quodammodo videatur; cum columnæ  
seu cylindri certo intervallo dissepimentis transversis  
inter se jungantur. Licet in oceano Indico in-  
nascatur, interdum tamen reperta sunt specimina in  
oris

oris Britannicis. Recens rarissimum; in lapideam  
duritiem conversum sæpius e terra effoditur quam  
reliqua pleraque corallia.








A.N.

*London Published Jan. 7 1800 by F. & J. Nodder Newman Street.*

# ORGAN MADREPORE.



## GENERIC CHARACTER.

*Animal* resembling a Medusa.

*Coral* marked with lamellar striated cavities.

## SPECIFIC CHARACTER, &c.

Aggregated MADREPORE, with suberect striated distant cylinders, with transverse dissepiments.

White Organ Coral.

Fasciated Coral.

*Borl. Cornwall. p. 241. pl. 27. f. 7.*

---

The curious Coral here represented in its natural size, seems to connect the genera of Tubipore and Madreporæ, having the columns, of which it is composed, united at intervals by transverse dissepiments. It is a native of the Indian ocean, and is considered as a rare species recent, tho' more common in a fossil or petrified state than most others.



THE UNIVERSITY OF CHICAGO  
LIBRARY  
1215 EAST 58TH STREET  
CHICAGO, ILL. 60637  
U.S.A.  
TEL. (312) 937-1234  
FAX (312) 937-1234  
WWW.CHICAGO.EDU

THE UNIVERSITY OF CHICAGO  
LIBRARY  
1215 EAST 58TH STREET  
CHICAGO, ILL. 60637  
U.S.A.  
TEL. (312) 937-1234  
FAX (312) 937-1234  
WWW.CHICAGO.EDU

THE UNIVERSITY OF CHICAGO  
LIBRARY  
1215 EAST 58TH STREET  
CHICAGO, ILL. 60637  
U.S.A.  
TEL. (312) 937-1234  
FAX (312) 937-1234  
WWW.CHICAGO.EDU

THE UNIVERSITY OF CHICAGO  
LIBRARY



# LYCOPERDON FORNICATUM.



## CHARACTER GENERICUS.

Fungus subrotundus, feminibus farinaceis impalpabilibus repletus, ab apice dehiscens.

*Lin. gen. plant.* p. 569.

## CHARACTER SPECIFICUS, &c.

LYCOPERDON volva quadrifida fornicata, capitulo glabro; ore obtuso ciliato.

*Huds. Flor. Angl.* 2. p. 644.

LYCOPERDON coronatum.

*Schoeff. fung.* t. 183.

Geaster volvæ radiis et operculo elevatis.

*Wats. act. angl.* No. 474. p. 234.

Fungus pulverulentus turriculam fornicatam referens.

*Blackst. spec. bot.* 24. t. 2.

---

Ordo ille classis cryptogamicæ nomine *Fungorum* distinctus in tot species spargitur, ut eas plene et perfecte cognoscere solertissimis et diligentissimis botanicis vix concedatur; tantaque præterea est ipsarum specierum varietas, ut in iis investigandis delassentur plane tyrones et incerti laborent, ni plurimos qui de iis conscripserint auctores cum figuris præstantissimis in solatium sibi et auxilium invocent. Nonnullis tamen fungis certa adeo est crescendi norma,



ma, formaque tam constans et fere perpetua, ut semel cogniti cum aliis vix confundi possint. Inter tales merito numeratur ille qui *Lycoperdon fornicatum* nominatur, in aridis ripis præcipue visus ubi humus laxior et friabilis. E plantis est rarioribus quæ in Britannia gignuntur. Simul atque ab humo attollitur donec amplius augeri desinat, subrotunda est seu leviter ovata, magnitudine mali parvuli, constatque e globo centrali valva tenui obducto tunicisque duabus concentricis involuto, quarum exterior superficiem habet nonnihil scabrosam. Continetur inter hasceticas viscidum et mucosum quoddam fluidum. Cum vero ad plenam magnitudinem adoleverit, quasi arte magica subito commutatur plantæ facies, assurgitque quasi templum parvulum, columnis quatuor innixum ex æquo distantibus et in summo conjunctis, globumque ipsum sustinentibus quo ædes terminantur. Utcunque mira videatur subita transformatio, causa tamen nullo negotio possit exponi. Cum enim planta ad plenum aucta sit, tunicæ statim rumpuntur, quarum interior vi resiliendi penitus inversa in quatuor segmenta dividitur, quorum apices apicibus segmentorum tunicæ exterioris adhærent; quo fit ut globus centralis elevetur, ut in tabula. Eodem fere tempore semina e globi ore, pulveris tenuissimi more, exploduntur; jamque planta vicibus perfuncta remanet et quiescit. Juniori color albido-cinereus, adultæ fuscus, in diversis speciminibus plus minusve saturatus. Si antea actis temporibus, cum adhuc in animis hominum dominaretur superstitio, compertum fuisset *Lycoperdon fornicatum*, credidisset proculdubio vulgus, non sine lepido dæmonum et empusarum dolo e planta templum assurrexisse.







London, Published Jan<sup>y</sup> 1.<sup>st</sup> 1800, by F.R. Nodder, Newman Street.

## TURRET PUFF-BALL.



### GENERIC CHARACTER.

Roundish Fungus, opening at the top, filled with extremely minute seeds in form of a fine powder.

### SPECIFIC CHARACTER, &c.

LYCOPERDON (Puff-Ball) with quadrifid cap, smooth head, and obtuse ciliated opening.

TURRET PUFF-BALL.

*Withering Bot. Arr. 2. p. 783.*

Temple PUFF-BALL.

---

The particular division of the class *Cryptogamia* known by the title of *Fungi*, consists of such a prodigious number of species as almost to defy the investigation of the most zealous botanist; while the varieties to which many of them are occasionally subject, are such as to involve in the most perplexing uncertainty the enquiries of botanical students, who, unless assisted by almost every author who has either figured or described them, are too often obliged to relinquish all hope of determining the particular species they may happen to have discovered. Some however are so regular in their growth, so striking in



in their appearance, and so little liable to vary, that, when discovered, the species can scarce be mistaken. Among the Fungi which are thus remarkable may well be ranked the *Lycoperdon fornicatum*, or Turret Puff-Ball. This most curious plant grows principally on dry banks, where the soil is somewhat loose and fine. It is much less common than the other species of *Lycoperdon*, and may be considered as one of the *plantæ rariores* of this kingdom. At its first appearance above ground, and so long as it continues in a growing state, it is of a globular or slightly oval form, and of the size of a small apple; and consists of a central ball, covered with a flight volva, and enveloped by two concentric coats, of which the exterior is somewhat roughish on the surface; and between the two coats is contained a sort of mucilage or jelly. It is no sooner however arrived at its full growth, than, as if by an effect of magic, the whole appearance of the plant is entirely changed, and there springs up, as it were a little temple, composed of four equidistant pillars, uniting at the top, and supporting a globular head, or ball which terminates the cupola. The cause of this singular alteration is easily understood. When arrived at its full growth, the coats burst suddenly open; the interior one protruding itself upwards by its natural elasticity, becomes entirely inverted, and splits into four segments, which cohere by their tips to the corresponding ones of the outward coat: by this means the central ball is exposed, in the elevated state represented in the figure; the seeds at the same time exploding from the orifice in the form of a fine dust,



duft, and the plant, having paffed thro' all the periods of vegetation, continues in the form it has thus affumed. Its color during its young or globular ftate is a whitifh afh ; but when in its ultimate form, it is generally of a brown color, more or lefs deep in different individuals. Had this curious vegetable been obferved in the times of popular fuperftition, there is little doubt but it would have been confidered as a Temple raifed by the power of Fairies.



# MILLEPORA LICHENOIDES.

\*\*\*\*\*

## CHARACTER GENERICUS.

*Animal* Hydra.

*Corallium* poris turbinatis teretibus.

*Lin. Syst. Nat.* p. 1282.

## CHARACTER SPECIFICUS.

MILLEPORA caulescens decumbens bifarie dichotoma, ramis denticulatis binis porosis scabris.

*Lin. Syst. Nat.* p. 1283.

MILLEPORA tubipora.

*Soland. et Ell. zooph.* p. 139. pl. 26. f. 1.

---

Formosi corallii in mari mediterraneo generati naturalem magnitudinem depingi curavimus. Color communis flavescit pallidissimo-fuscus



## LICHEN MILLEPORE.



### GENERIC CHARACTER.

*Animal* resembling a Hydra or Polype.

*Coral* furnished with cylindric turbinated pores.

### SPECIFIC CHARACTER, &c.

Caulescent bifarioufly-dichotomous MILLE-  
PORE, with denticulated porous branches.

Tubulous MILLEPORE.

*Soland and Ellis zooph. p. 139. pl. 26. f. 1.*

---

This beautiful Coral is a native of the Mediterranean sea, and is represented on the plate in its natural size. Its general color is an extremely pal whitish or yellowish brown.



R.N.

*London Published Jan<sup>y</sup> 21<sup>st</sup> 1800. by T. P. Woodder, Newman Street.*





# ALCA IMPENNIS.



## CHARACTER GENERICUS.

*Rostrum* edentulum, breve, compressum, convexum, transverse sæpius fulcatum.

*Nares* lineares.

*Lingua* fere longitudine rostri.

*Pedes* tridactyli palmati, digito postico nullo.

*Lath. ind. orn.* p. 791.

## CHARACTER SPECIFICUS, &c.

ALCA rostro compresso-ancipiti fulcato, macula ovata utrinque ante oculos.

*Lin. Syst. Nat.* p. 210.

ALCA major.

*Brisson. av.* 6. p. 85.

Mergus Americanus.

*Clus. exot.* p. 103.

---

Qui in antarcticis partibus *Pinguinariis* datur ordo, in arcticis idem *Alcis* videtur recte tribuendus. Ob alas brevissimas ad pinguinariarum similitudinem præcipue accedit species quam depinximus, nec volandi capax, nec recti et firmi incessus. Europæ et Americæ regiones maxime septentrionales incolit,

G

raro

raro e mari in littus progediens, nisi ovum deponen-  
di causa, quod unicum parere dicitur in nudo aliquo  
loco prope marginem. Magnitudo avi est quasi an-  
feris communis.








London Published Feb. 1800 by F. & J. Nodder, Newman Street.

THE  
GREAT AWK.



GENERIC CHARACTER.

*Beak* toothless, short, compressed, convex, often transversely fulcated.

*Nostrils* linear.

*Tongue* almost the length of the bill.

*Feet* tridactyle, webbed, without hind toe.

SPECIFIC CHARACTER, &c.

AWK with compressed furrowed beak, with an oval white spot on each side the head before the eyes.

GREAT AWK.

*Lath. syn.* 3. p. 311.

Northern Penguin.

*Edw.* 147.

---

The Alcæ or Awks seem to hold the same rank in the northern hemisphere with the Penguins in the southern: the present species, in particular, from the remarkable smallness of its wings, is extremely allied to the Penguins, being equally incapacitated both for flight and for steady walking. It is a native of the most northern parts of Europe and Asia, and is not often seen on shore, except in the breeding season, when it comes to deposit and hatch its egg, (for it is said to lay but one,) on some bare spot on the edge of the coast. It is about the size of a goose.







## ASTERIAS PAPPOSA.



### CHARACTER GENERICUS.

*Corpus* depresso : crusta subcoriacea, tentaculis muricata.

*Os* centrale.

*Lin. Syst. Nat.* p. 1092.

### CHARACTER SPECIFICUS, &c.

ASTERIAS stellata, radiis tredecim, undique muricata fasciculis.

*Lin. Syst. Nat.* p. 1098.

*Stella marina Americana* dodecaëctis crispula.

*Seb. mus.* 1. p. 15. t. 8. fig. 5.

Dodecaëctis reticulata in dorso.

*Link.* t. 28. f. 17. t. 32. f. 52. t. 34. f. 54.


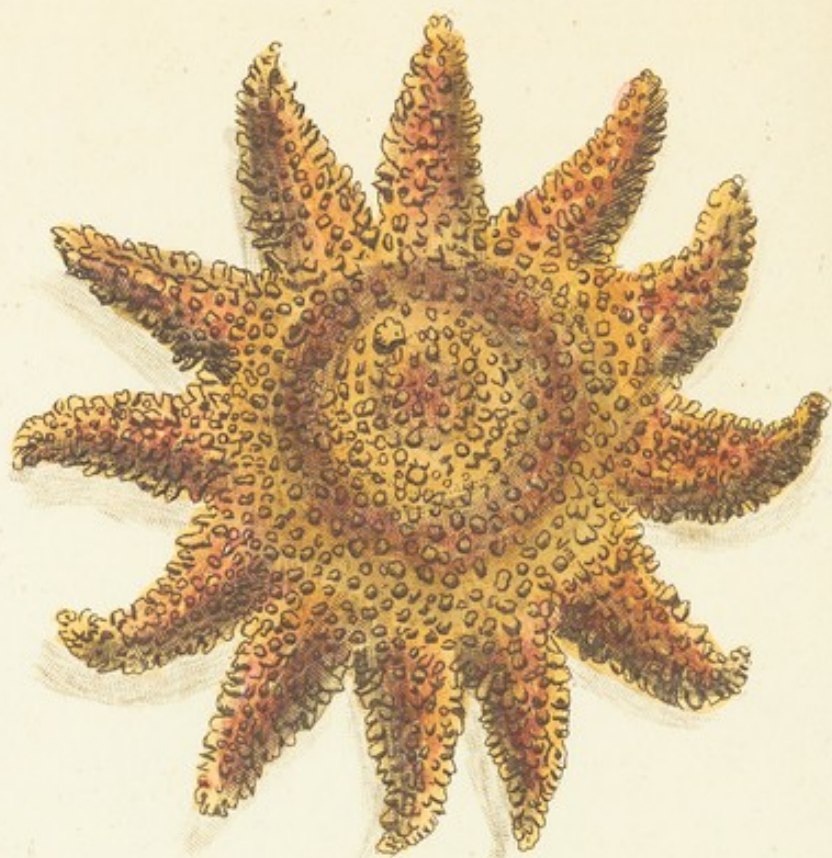
---

In genere Asteriadum plurimæ continentur species. Ex illis quæ in oris Britannicis innascuntur præcipuam selegimus, cui interdum duplo vel etiam triplo latior est diametros quam in tabula ostenditur. Color generalis e flavo rubet, subtus pallidior. Diversa tamen specimina colorem habent rubrum plus minus saturatum, interdum fere subfuscum. Radios numerat hæc species plerumque tredecim, interdum tantum duodecim. Non desunt tamen exempla vel quindecim radiorum.










THE  
TWELVE-RAYED ASTERIAS.



GENERIC CHARACTER.

*Body* depressed ; covered with a coriaceous crust  
muricated with tentacula.

*Mouth* central, five-valved.

SPECIFIC CHARACTER, &c.

ASTERIAS with twelve or thirteen rays, and  
the surface entirely muricated with short  
fascicular processes.

TWELVE-RAYED SEA-STAR.

*Pennant Brit. Zool.* 4. p. 56. No. 72.

---

The species of Star-Fish are extremely numerous. Of those which are natives of the coasts of Britain the present is the most conspicuous, and is sometimes found of twice or thrice the diameter of the figure represented on the plate. Its color is a yellowish red above, and paler beneath ; but different specimens vary as to intensity of color, some being of a deep or dusky red. The number of rays is commonly thirteen ; sometimes twelve, as in the present specimen, and sometimes as far as fifteen.







# MILLEPORA ALCICORNIS.



## CHARACTER GENERICUS.

*Animal* Hydra.

*Corallium* poris teretibus turbinatis.

*Lin. Syst. Nat.* p. 1282.

## CHARACTER SPECIFICUS, &c.

MILLEPORA ramosa compressa recta, poris  
sparsis obsoletis.

*Lin. Syst. Nat.* p. 1282.

Alcis cornu figura corallium.

*Worm. mus.* 232.


Corallium asperum candicans.

*Sloan Fam.* 1. t. 17. fig. 1.

---

Marium Indicorum et Americanorum incola Mil-  
lepora alcicornis diversa est magnitudine; ab aliis ta-  
men dignoscitur quod plerumque crescat erecta, sum-  
mis ramulis quasi complanatis et dilatatis. Color  
fordide est albidus seu cretaceus, interdum levissime  
subflavus.









R.V.

*London. Published Feb. 1<sup>st</sup> 1800, by J. P. Nodder, Newman Street.*

## ELK'S-HORN MILLEPORE.



### GENERIC CHARACTER.

*Animal* resembling a Hydra or Polype.

*Coral* furnished with cylindric turbinated pores.

### SPECIFIC CHARACTER, &c.

Strait compressed MILLEPORE, with scarce perceptible scattered pores.

### ELK'S-HORN MILLEPORE.

*Ellis zooph.* p. 141.

---

The *Millepora alcicornis* is a native of the Indian and American seas, and varies greatly in size, but is generally distinguished by its upright growth, and the flattened and dilated form of its terminal ramifications. Its color is a dull chalky white, sometimes very slightly tinged with yellowish.







# PAPILIO PANTHOUS?

VAR.

\*\*\*\*\*

## CHARACTER GENERICUS.

*Antennæ* apicem versus crassiores, sæpius clavato-capitatae.

*Alæ* (sedentis) erectæ sursumque conniventes (volatu diurno.)

*Lin. Syst. Nat.* p. 744.

## CHARACTER SPECIFICUS, &c.

PAPILIO alis dentatis nigris concoloribus; primoribus albo maculatis; posticis maculis albis nigra fœtis.

*Lin. Syst. Nat.* p. 748.

*Eq. Tr.*

*Var.* alis superioribus immaculatis, inferioribus flavo tinctis.

---

Papilionem Panthoum in maximis papilionacei generis numerandum primo opinor fuisse a Seba depictum. Colores videntur non esse omnino certi, sed paululum mutabiles. Fit enim interdum ut nonnullorum speciminum alæ inferiores subflavo tingantur, qui aliis nullus est; et ut alarum superiorum subfuscus color saturatior longe fit quam contigit papilioni quem depinximus.











# PANTHOUS ?

VAR.



## GENERIC CHARACTER.

*Antennæ* thickening towards the point into a clavated tip.

*Wings* (when at rest) meeting upwards. (Flight diurnal.)

## SPECIFIC CHARACTER, &c.

BUTTERFLY with dentated black wings, of similar colors on both surfaces; the upper wings spotted with white, the lower marked with white spots including black ones.

*Var.* with the upper wings not spotted, and the lower ones tinged with yellow.

---

The *Papilio Panthous*, one of the largest of the Butterfly tribe, seems to have been first figured by Seba. In its colors it appears to vary considerably; some specimens exhibiting a tinge of yellow in the lower wings which is not to be seen in others; and the brown on the upper wings is in some far deeper than in the specimen here represented.





# ANAS MELANOTOS.



## CHARACTER GENERICUS.

*Rostrum* lamelloso-dentatum, convexum, obtusum.

*Lingua* ciliata, obtusa.

*Lin. Syst. Nat.* p. 194.

## CHARACTER SPECIFICUS, &c.

ANAS rostro basi gibbo compresso, corpore albo,  
capite colloque nigro maculatis, dorso alis  
caudaque nigris.

*Lath. ind. orn.* p. 839.

ANSER MELANOTOS.


*Zool. ind.* p. 21. t. 11.

ANAS MELANOTOS.

*Lin. Syst. Nat. Gmel.* p. 503.

---

Indiæ et insularum Indicarum incola est hæc species, magnitudine fere anserina. A Pennanto in Zoologia Indica primum videtur fuisse descripta.









THE  
BLACK-BACKED GOOSE.

\*\*\*\*\*

GENERIC CHARACTER.

*Bill* convex, obtuse ; the edges toothed with numerous lamellæ.

*Tongue* ciliated, obtuse.

SPECIFIC CHARACTER, &c.

White GOOSE, with black back, the head and neck spotted with black, and the bill furnished with a gibbose compressed callus at the base.

BLACK-BACKED GOOSE.

*Lath. syn.* 3. p. 449.

L'Oie bronzé.

*Buff. ois.* 9. p. 77.

Oie de la cote de Coromandel.

*Pl. Enl.* 937.

---

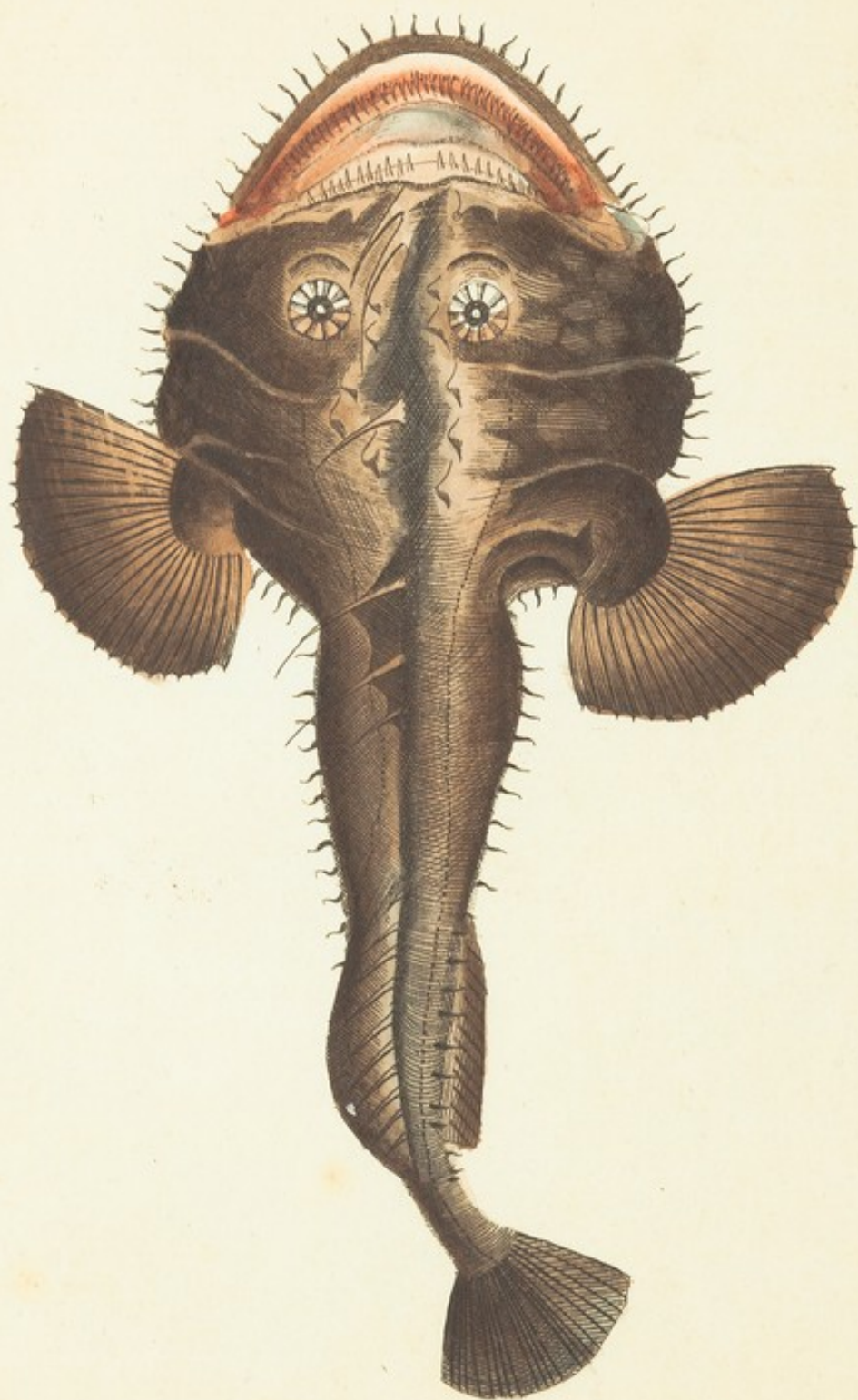
This species is a native of India and the Indian islands, and is nearly of the size of a common goose. It seems to have been first described by Mr. Pennant in his Indian Zoology.













# THE EUROPEAN FROGFISH.



## GENERIC CHARACTER.

*Pectoral Fins* forming an elbow-like joint.

## SPECIFIC CHARACTER, &c.

Depressed LOPHIUS, with the head wider than the body.

Common Angler.

*Pennant Brit. Zool.* 4. p. 105. pl. 18.

The Frogfish, Fishing Frog, or Sea-Devil.

---

This most singular fish is occasionally taken about the British coasts, and has been sometimes seen of the length of six or seven feet. Its general color is a dusky brown above, and pale or whitish beneath: the edges of the head and body are surrounded by a multitude of short, fringed skins or processes, placed at equal distances from each other: on the fore part of the head, above the eyes, are situated certain long tentacula or filaments; and it is imagined that by the assistance of these, while it is lying imbedded in the sand, waiting for its prey, it induces the smaller fish to approach, which, being deceived by the similitude, mistake the tentacula for worms, and are thus readily seized by the Frogfish.





## ACTINIA CEREUS.



### CHARACTER GENERICUS.

*Corpus* se affigens basi, carnosum, oblongum, teres, contractile, viviparum.

*Os* terminale, dilatabile, tentaculis cinctum.

*Apertura* præter os nulla.

### CHARACTER SPECIFICUS, &c.

ACTINIA corpore longitudinaliter striato, tentaculis numerosissimis, denudatis, thalaffinis, apice roseis.

Hydra CEREUS. H. tentaculis denudatis numerosissimis, corpore longitudinaliter fulcato.

*Gaertn. act. angl.* 52. p. 78. t. 1. f. 1.

*Lin. Syst. Nat.* Gmel. p. 3867.

---

Actiniarum Britannicarum formosissima merito habetur species, cujus magnitudinem naturalem in tabula depinximus. Crescit tamen interdum in majorem molem. In oris Cornubiis reperta esse dicitur sæpius quam alibi. In editione Gmeliniana Systematis Linnæani annumeratur hæc species cum certis aliis *Hydræ* generi. Variant interdum colores; plumbei enim coloris sunt nonnulla specimina, carentque apicibus roseis tentaculorum.











THE  
ROSE-TIPPED ACTINIA.



GENERIC CHARACTER.

*Body* fixing itself by the base, fleshy, oblong, cylindrical, contractile, viviparous.

*Mouth* terminal, dilatable, surrounded with tentacula.

No other *aperture*.

SPECIFIC CHARACTER, &c.

ACTINIA with longitudinally-furrowed body, and unretractile, slender, very numerous sea-green tentacula with rose-colored tips.

Sea Torchthistle.

*Soland. & Ellis zooph. p. 2.*

The rose-tipped Sea-Anemone.

---

Of all the British Actiniæ this may be considered as the most beautiful. It is represented on the plate in its natural size, but is sometimes larger. It is said to be more frequently seen about the coasts of Cornwall than elsewhere. In the Gmelinian edition of the *Systema Naturæ* this species, with some others, is placed in the genus *Hydra*. In color it occasionally varies, specimens sometimes occurring of a deep lead-color, and without the appearance of the rose-colored tips of the tentacula.





# PLANARIA LACTEA.



## CHARACTER GENERICUS.

*Corpus* gelatinosum, planiusculum ; poro ventrali duplici ; ore terminali ?

## CHARACTER SPECIFICUS, &c.

PLANARIA depressa oblonga alba antè trunca-  
cata.

*Lin. Syst. Nat.* Gmel. p. 3090.

Hirudo depressa alba, lateribus acutis.

*Lin. it. goth.* p. 250.

---


Planariæ genus a sagacissimo Mullero institutum, generi Hirudinis adeo est affine, ut illud et marinum Doridis genus quasi vinculo quodam videatur connectere. Aquas dulces incolunt Planariæ ; quarum mensibus æstivis plures cernuntur species in rivulis et stagnis. Motu plerumque feruntur lento et æquabili ; hirudinum tamen ad instar se interdum quaquaversum flectentes, et diversimodo se vel contrahendi vel extendendi facultate pollentes. Radunt, ut plurimum, iter super plantas aquaticas ; si vero, ut interdum fit, paululum spatii processerint sub ipsa aqua, inversæ natant, supino ventre. Abundant per æstatem rivuli et stagna specie quam depiximus magnitudine tum vera tum auctiore. Cum semipel-  
lucida



lucida sit cutis, viscera pulchre pinnata videantur.  
Magna est Planariis se regenerandi vis, et si perita  
incisura fuerint divisæ, certo tempore totidem per-  
fecta repullulabunt animalia.







THE  
WHITE PLANARIA.



*GENERIC CHARACTER.*

*Body* gelatinous, flattish, with two ventral pores.  
*Mouth* terminal?

*SPECIFIC CHARACTER.*

Oblong, white, depressed PLANARIA, truncated  
in front.

Milk-white PLANARIA, Purple-veined PLANARIA, &c.

---

The genus Planaria, first instituted by the accurate Muller, is nearly allied to that of Hirudo, and, in reality, seems to form a link between that and the marine genus Doris. The Planariæ are natives of fresh waters, and many species may be found in rivers and stagnant waters: their general motion is smooth, flowish, and even; accompanied with various occasional flexures, and with all the degrees of contraction and extension which are exhibited in the genus Hirudo. They are generally seen moving over the surface of aquatic plants, and sometimes immediately below the surface of the water itself, swimming in an inverted position. The species here  
repre-



THE  
GREY-HEADED PARRAKEET.

\*\*\*\*\*

GENERIC CHARACTER.

*Bill* hooked : upper mandible moveable.

*Nostrils* round, placed in the base of the bill.

*Tongue* fleshy, broad, blunt at the end.

*Feet* scanforial.

SPECIFIC CHARACTER, &c.

Short-tailed green PARRAKEET, with the head  
and lower part of the neck grey, and a black  
bar across the tail.

GREY-HEADED PARRAKEET.

*Lath. syn.* 1. p. 315.

Perruche à tête grise.

*Buff. ois.* 6. p. 171.

Petite Perruche de Madagascar.

*Pl. Enl.* 791. f. 2.

---

This little bird is one of the smallest of its tribe :  
the elegant specimen represented on the annexed  
plate is preserved in the Leverian Museum.



London Published April 1. 1800, by J. P. Knapton, Newman Street.





# LABRUS TINCA?

VAR?



## CHARACTER GENERICUS.

Os labiis crassis, replicatis; maxillis externis tectis.

## CHARACTER SPECIFICUS.

LABRUS rostro sursum reflexo, cauda in extremo circulari?

*Lin. Syst. Nat.* p. 477.

*Arted. gen.* 33. *syn.* 56.

Turdorum septimum genus?

*Rondel. pisc.* p. 177.

---

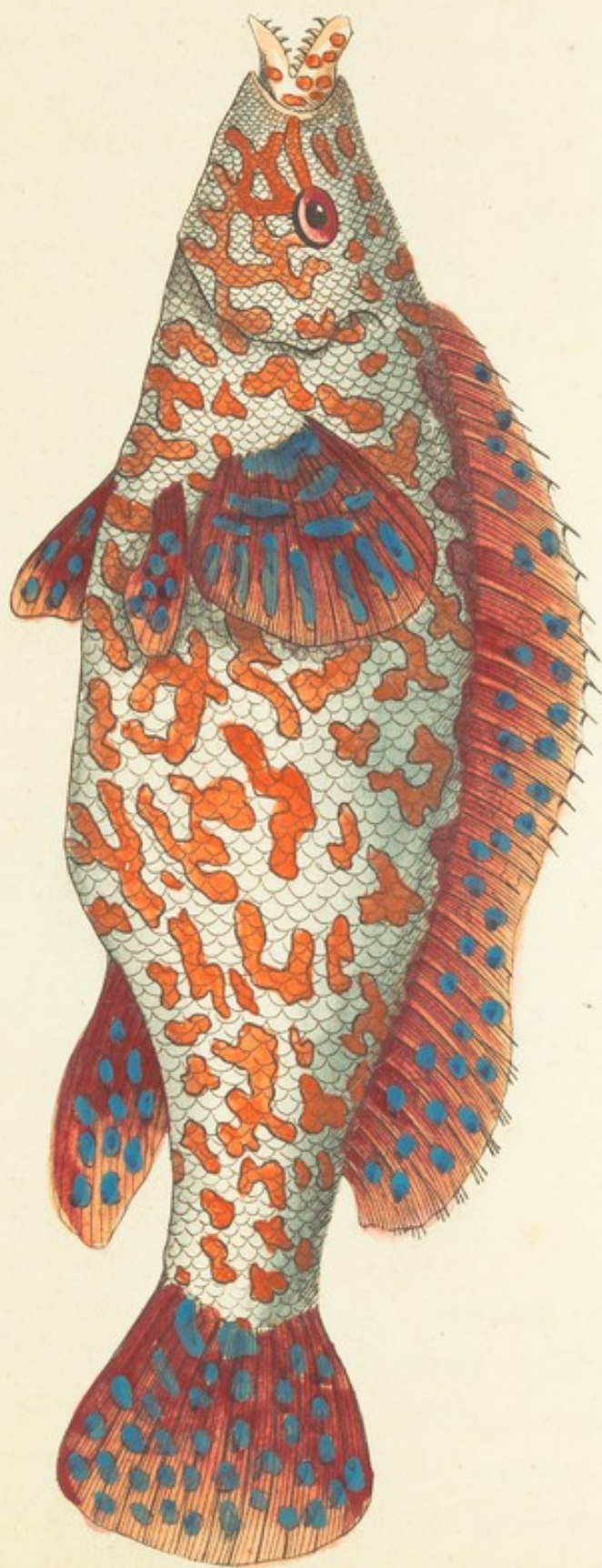
*Spari* et *Labri* genera a Linnæo non fatis accurate a se invicem videntur sejungi. Ne quid enim dicamus de nimia horum generum affinitate, colorum quibus multæ species ornantur magna est diversitas. Ipsos quoque characteres confudisse et obscurasse videtur Linnæus, qui pinnas *Spari* pectorales vult esse rotundatas, pinnas autem *Labri* pectorales acuminatas. Quod cum prorsus contrarium sit in plerisque speciebus, non possumus non suspicari Linnæum, lapsu calami, verborum ordinum invertisse; et hoc modo in *Systema Naturæ* vitium irrepsisse.

Characteres quos instituit Blochius, utpote simplices, in errorem minus ducturos opinamur.

Labri Tincæ, in maribus Europæis sæpius conspecti, colores multum variant. Hujus depinximus, magnitudine quasi dimidiata, varietatem? non quotidianam, sed fere omnium splendidissimam; quam non continet eximium Blochii opus; quæque satis fideliter depicta haud possit reperiri in alio aliquo opere ichthyologico.







*London, Published April 1, 1850 by J. S. Neale, Newmarket Street.*



THE  
VARIEGATED WRASSE.



GENERIC CHARACTER.

*Mouth* retractile : lips thick and revolute.

SPECIFIC CHARACTER, &c.

Dusky-red *Labrus*, whitish beneath, with blue variegations and rounded tail.

*Var.* Whitish *Labrus*, variegated with red, orange, and blue, the variegations on the body flexuous, on the fins spotted.

Ancient WRASSE ?

*Pennant Brit. Zool.* p. 214. pl. 47. No. 115.

---

The species in the two genera of *Sparus* and *Labrus* are, according to Linnæus, not so easily distinguished as might be wished ; since exclusive of the strong affinity between the genera, many of the species vary much in color. It must likewise be added that even the Linnæan characters of these genera seem to be involved in great obscurity ; a part of the generic character of *Sparus* consisting in the rounded shape of the pectoral fins, (*pinnae pectorales rotundatæ*) while those of the genus *Labrus* are expressly said to be *acuminatæ*. Now the very reverse of this being really the case in most of the species, I am therefore inclined

inclined to suppose that Linnæus, thro' a lapsus calami, committed this mistake in writing the generic characters, and that it has been erroneously thus printed in the *Systema Naturæ*. Dr. Bloch's characters are more simple, and of course, less liable to mislead.

The *Labrus Tinca*, frequently found in the European seas, varies much in color: the specimen represented on the present plate, of about half the natural size, exhibits one of the richest varieties, and is far superior to those which are generally seen. It does not occur in the splendid publication of Dr. Bloch, nor does it indeed seem to have been anywhere represented with a sufficient degree of exactness.



# VOLVOX GLOBATOR.



## CHARACTER GENERICUS.

Vermis inconspicuus, simplicissimus, pellucidus, sphaericus.

*Müll. anim. infus. p. 12.*

## CHARACTER SPECIFICUS, &c.

VOLVOX sphaericus membranaceus globulis sparsis.

*Müll. anim. infus. p. 18. t. 3. f. 12. 13.*

VOLVOX sphaericus membranaceus.

*Lin. Syst. Nat. Gmel. p. 3906.*

VOLVOX globosus.

*Lin. Syst. Nat. ed. 12.*

VOLVOX globosus immutabilis foetibus sparsis.

*Pall. el. zooph. p. 417.*

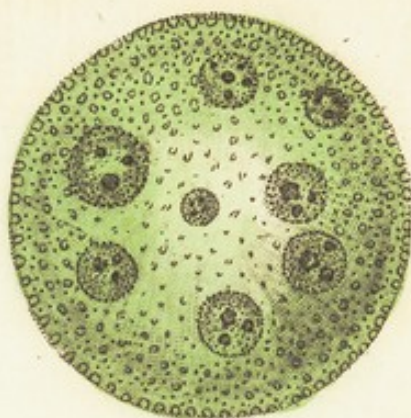
---

E maximis est animalculis Volvox Globator quæ microscopii ope solent examinari, non raro etiam ipso oculo evidenter videndus; globulo simillimus flavo admodum seu aurantio, interdum viridi. Aquas stagnantes, in quibus ut plurimum copiose generatur, æstivo tempore suis manifeste tingit coloribus. Movet se inæqualiter et quaquaversum, volutus veluti circa suum axim. Si microscopice examinetur, patebit

patebit miro naturæ consilio continere fere semper  
hoc animalculum pullos matri similes, qui et ipsi  
penitus inspecti suos habent minores; adeo ut in  
Volvoce Globatore revera includi dicantur “nati  
natorum et qui nascentur ab illis.”







London, Published April 1, 1800, by F.P. Nodder, Newman Street.

THE  
COMMON GLOBE-ANIMAL.



GENERIC CHARACTER.

*Animalcule* simple, spherical, pellucid.

SPECIFIC CHARACTER, &c.

Spherical VOLVOX, either green or yellow, with variously-sized scattered globulets.

The GLOBATOR.

The GLOBE-ANIMAL.

*Baker Empl. for Micr.* p. 322. pl. 12. f. 27.

Kugel-Thier.

*Roes. ins.* 3. p. 617. pl. 101. f. 1. 2. 3.

---

The Volvox Globator or Globe-Animal is among the largest of the microscopic animalcules, and frequently arrives at such a size as to be distinctly visible to the naked eye; appearing under the form of a small globule, sometimes of a deep yellow, or orange-color, and sometimes green. During the summer months, so numerous is this species as to cause a very visible discoloration of the fluid in which it is found. Its general residence is in stagnant waters. Its motions are irregular, moving in all directions,



rections, and at the same time rolling or spinning as if on an axis. When microscopically examined, it exhibits one of the most curious phenomena in natural history; being almost always found pregnant with several smaller and perfectly similar animalcules; and these if more closely examined, will be found provided with a still smaller progeny; so that the Globe-Animal contains within itself a tribe of already impregnated descendants.



# LACERTA CROCODILUS.



## CHARACTER GENERICUS.

*Corpus* tetrapodum, caudatum, nudum.

## CHARACTER SPECIFICUS, &c.

LACERTA capite cataphracto, nucha carinata,  
cauda superne cristis binis lateralibus horrida.

*Lin. Syst. Nat. Gmel. p. 1057.*

LACERTA cauda compressa ferrata, pedibus tri-  
unguiculatis, palmis pentadactylis, plantis  
tetradactylis palmatis.

*Lin. Syst. Nat. ed. 12. p. 359.*

## CROCODILUS.

*Bellon. aquat. 41. Gesn. quadr. 9. aquat. 304.*

*Aldr. aquat. 677.*

## LACERTUS maximus.

*Raj. quadr. 761.*

---

Cum Crocodilorum non defint specimina quorum pleraque viginti pedes, nonnulla etiam triginta superant, non est cur miremur calidiorum regionum incolas pro monstris infestissimis illos semper habuisse. Inhabitat Crocodilus Asiam et Africam. Lorica qua tegitur, quæque adulto dura adeo et densa est ut vel glandem plumbeam e scloppeto missam facile



cile repellat, nihil curiosius a natura est elaboratum. In partibus tamen corporis inferioribus multo tenuior et mollior est lorica. Videtur totum animal quasi elegantissime et perfectissime cælatum. Color adulti superior fusco-nigricat, inferior albo-flavescit : crura autem summa, cæteræque nonnullæ partes luteo non sine viriditate quadam variantur. In speciminibus junioribus color corporis superioris fusco-nigricans flavoque pulcherrime commistus inferius fere cum albedine commutatur. Oculi, ut et avibus, membrana niçtitante instruuntur. Crocodili juniores nequaquam formidandi sunt, parvi quippe et imbecilli animalia majora non possunt laceßere ; minora tantum piscesque depascere soliti : quique in Europam afferuntur ætate minores non modo non feroces sunt, sed etiam nudis mabus impune plerumque tractantur ; et vel ob debilitatem seu frigidius cælum, ad sordiam proni sunt, et fere torpidi. In fervidis autem Africæ regionibus cum ad plenam magnitudinem et vires adoleverit Crocodilus, monstrum vix pejus parere putantur aquæ. Moli enim et robori magna accedit astutia. Juxta fluminum ripas delitescit, canesque et cætera quadrupédia correpta illico ingurgitat : dein in aquas se immergit, locumque imperturbatum nactus quiescit, donec iterum esuriens prædæ cupidine exire impellatur. Hunc prædandi morem exacte imitatur species parvula Britannica, lacerta palustris Linnæi, seu lacerta palustris nigro flavoque variata, quæ quatuor aut quinque uncias longa, insectum unam unciam longum facillime deglutiet ; idque unico impetu qui vix oculis percipi possit ; primum nempe sese in aquis paulisper



paulisper librando, cumque intervallum accurate dimensa sit, in insectum infiliendo, dictoque citius devorando. Si igitur parva hæc lacerta, uncias quatuor seu quinque longa, animal quartam vel quintam partem longitudinis suæ æquans illico in stomachum ingurgitare possit, cur Crocodilum miremur octodecim seu viginti pedes longum, canem, vel aliud quodcunque animal eodem modo corripere et deglutire?

Crocodili, ut et aliæ lacertæ, sunt ovipari. Ova in arena deponunt, pullique exclusi illico aquas petunt. Major tamen numerus ab aliis animalibus, ichneumonibus præsertim avibusque comeduntur. Ovum vix anserino majus et in omnibus ovo avis simillimum; crusta calcaria obtectum, cui interius adhæret membrana. Pullis recenter exclusis multo majus est caput pro corpore quam adultis. Ova hæc inter lautissimas delicias ab Afris numerantur, epulisque præcipuis adhibentur. Ab origine hac minima oritur fatale monstrum!



# THE CROCODILE.



## GENERIC CHARACTER.

*Body* four-footed, tailed, naked.

## SPECIFIC CHARACTER, &c.

LIZARD with mailed head, carinated neck, and tail furnished on the upper part with two lateral crested processes.


The common, or Nilotic CROCODILE.

---

The Crocodile, so remarkable for its size and powers of destruction, has in all ages been regarded as one of the most noxious animals of the warmer regions. It is a native of Asia and Africa. The size to which it sometimes arrives is prodigious; specimens being frequently seen measuring upwards of twenty feet in length; and there are instances of their exceeding the length of thirty feet. The armour with which the Crocodile is covered may be numbered among the most curious and elaborate pieces of Nature's mechanism. In the full-grown animal this armour, on the upper part of the body, is so strong and thick as easily to repel a musket-ball, On the lower parts it is much thinner, and of a more pliable









pliable nature : the whole animal appears as if ornamented with the most regular and curious carved-work : the color of the full-grown Crocodile is blackish-brown above, and yellowish-white beneath ; while the upper parts of the legs and some other parts are varied with deep yellow, and, in some places not without a tinge of green ; but in the younger animals the color on the upper parts is a beautiful mixture of brown and pale yellow, which on the under parts becomes nearly white. The eyes are provided with a nictitating membrane, as in birds.

Crocodiles in a young state are by no means to be dreaded, since their small size and weakness prevent them from being able to injure any of the larger animals : they therefore content themselves with fish and other small prey ; and the young Crocodiles which are from time to time brought to Europe are so far from being formidable or ferocious that they may generally be handled with impunity, and, either from weakness, or the effect of a cold climate, seem much inclined to torpidity ; but in the glowing regions of Africa, where it arrives at its full strength and power, this animal is justly regarded as the most formidable inhabitant of the rivers. To the great strength and size of the Crocodile is superadded a great degree of subtilty. It lies in wait near the banks of rivers, and snatches dogs and other animals, and swallows them instantly ; then plunges into the flood, and seeks some retired part, where it may lie concealed, till hunger again invites it to its prey. In its manner of attack it is exactly imitated by a  
small



small species of water lizard not uncommon in our own country; viz. the *Lacerta palustris* of Linnæus. This animal, which is commonly about four or five inches long, will, with the greatest ease, swallow an insect of more than an inch in length; and that at one single effort, and with a motion so quick, that the eye can scarce pursue it. It poises itself in the water for some moments before, and having gained a convenient distance, springs with the utmost celerity on the insect and swallows it as before mentioned. If therefore a small lizard of four or five inches long can thus instantaneously swallow an animal a fourth part of its own length, we need not wonder that a Crocodile of eighteen or twenty feet, or even much less, should attack and suddenly ingorge a dog or other quadruped.

Crocodiles, like the rest of the *Lacertæ*, are oviparous: they deposit their eggs in the sand, near, or on the banks; and the young when hatched immediately proceed to the water; but the major part of the eggs are commonly devoured by other animals, as Ichneumons, Birds, &c. The egg of the Crocodile is not much larger than that of a goose; and in external appearance bears the most perfect resemblance to the egg of a bird; being covered with a calcarious shell, under which is a membrane. When the young are first excluded the head bears a much larger proportion to the body than when full-grown. The eggs are numbered among the principal delicacies of Africa, and form one of the most favorite repasts. From so small an origin arises this formidable monster!



# EMBERIZA QUADRICOLOR.



## CHARACTER GENERICUS.

*Rostrum* conicum.

*Mandibulae* basi deorsum a se invicem discedentes :  
inferiore lateribus inflexo-coarctata, superiore  
angustiore.

*Lin. Syst. Nat.* p. 308.

## CHARACTER SPECIFICUS, &c.

EMBERIZA viridis, capite colloque cæruleis,  
cauda cum tectricibus abdomineque superiore  
rubris, pectore abdomineque infimo fusces-  
centibus.

*Lath. ind. orn.* p. 417.

## EMBERIZA QUADRICOLOR.

*Lin. Syst. Nat. Gmel.* p. 886.

---

Formosissimam aviculam depinximus quæ in in-  
sula Java præcipuè conspicitur, et Americanæ spe-  
ciei *Ciris* dictæ admodum affinis est. In tabula mag-  
nitudine vera exprimitur.



# EMERITA QUADRICOLO

CHARACTERS OF THE SPECIES

CHARACTERS OF THE SPECIES

CHARACTERS OF THE SPECIES

CHARACTERS OF THE SPECIES

CHARACTERS OF THE SPECIES

CHARACTERS OF THE SPECIES

CHARACTERS OF THE SPECIES

CHARACTERS OF THE SPECIES

CHARACTERS OF THE SPECIES

CHARACTERS OF THE SPECIES

CHARACTERS OF THE SPECIES

CHARACTERS OF THE SPECIES

CHARACTERS OF THE SPECIES

CHARACTERS OF THE SPECIES

CHARACTERS OF THE SPECIES

CHARACTERS OF THE SPECIES

CHARACTERS OF THE SPECIES

CHARACTERS OF THE SPECIES

CHARACTERS OF THE SPECIES

CHARACTERS OF THE SPECIES

CHARACTERS OF THE SPECIES

CHARACTERS OF THE SPECIES

CHARACTERS OF THE SPECIES

CHARACTERS OF THE SPECIES

CHARACTERS OF THE SPECIES

CHARACTERS OF THE SPECIES







THE  
VARIEGATED EMBERIZA.



GENERIC CHARACTER.

*Bill* conical : Mandibles separating a little from the base downwards : the sides of the lower mandible bending rather inwards.

SPECIFIC CHARACTER, &c.

Green EMBERIZA with blue head and neck ; the tail, coverts, and upper part of the abdomen red ; the breast and lower part of the abdomen brownish.

Red-Rumped Bunting.

*Lath. syn.* 2. p. 208.

Le QUADRICOLOR.

*Buff. ois.* 3. p. 467.

Gros-bec de Java.

*Pl. enl.* 101. f. 2.

---

This beautiful bird is principally found in the island of Java, and is extremely nearly allied to the American species called *Emberiza Ciris*. The plate represents it in its natural size.

# PUTTING THE

... ..

... ..

... ..

... ..

... ..

... ..

... ..

... ..

... ..

... ..

... ..

... ..

... ..

... ..

... ..

... ..

... ..

... ..

... ..

... ..

... ..



# PAPILIO CARDUI.



## CHARACTER GENERICUS.

*Antennæ* apicem versus crassiores, sæpius clavato-capitatae.

*Alæ* (sedentis) erectæ sursumque conniventes (volatu diurno.)

*Lin. Syst. Nat.* p. 744.

## CHARACTER SPECIFICUS, &c.

PAPILIO alis dentatis fulvis albo nigroque variegatis : posterioribus subtus ocellis quatuor.

*Lin. Syst. Nat. Gmel.* p. 2305.

*Nymph. gemm.*

PAPILIO alis dentatis fulvis albo nigroque variegatis ; posticis utrinque ocellis quatuor sæpius cæcis.

*Lin. Syst. Nat.* p. 774.

*Faun. suec.* 1054.

PAPILIO major pulchra, nigro, rufo, albo coloribus varia.

*Raj. inf.* p. 122. n. 13.

PAPILIO eleganter variegata, agilis, Bella Donna dicta.

*Mus. Pet.* 226.

---

Urticas carduosque præcipue depascitur larva papilionis



pilionis hujus pulcherrimi, indeque extrema cauda  
dependens, ut cernere est in tabula, in chrysalidem  
convertitur mense Julio, e qua erumpit papilio in-  
cipiente Augusto.







R.V.

London Published May 1860. by F. &amp; A. Nodder, Newman Street.

THE  
THISTLE BUTTERFLY.

\*\*\*\*\*

GENERIC CHARACTER.

*Antennæ* thickening towards the end, and terminating in a clavated tip.

*Wings* (when fitting,) upright. (Flight diurnal.)

SPECIFIC CHARACTER, &c.

BUTTERFLY with orange-red dentated wings varied with black and white : the lower wings marked with four eye-shaped spots beneath.

The Painted Lady.

*Albin Engl. Ins.* pl. 56.

*Harris Aurel.* pl. 11.

---

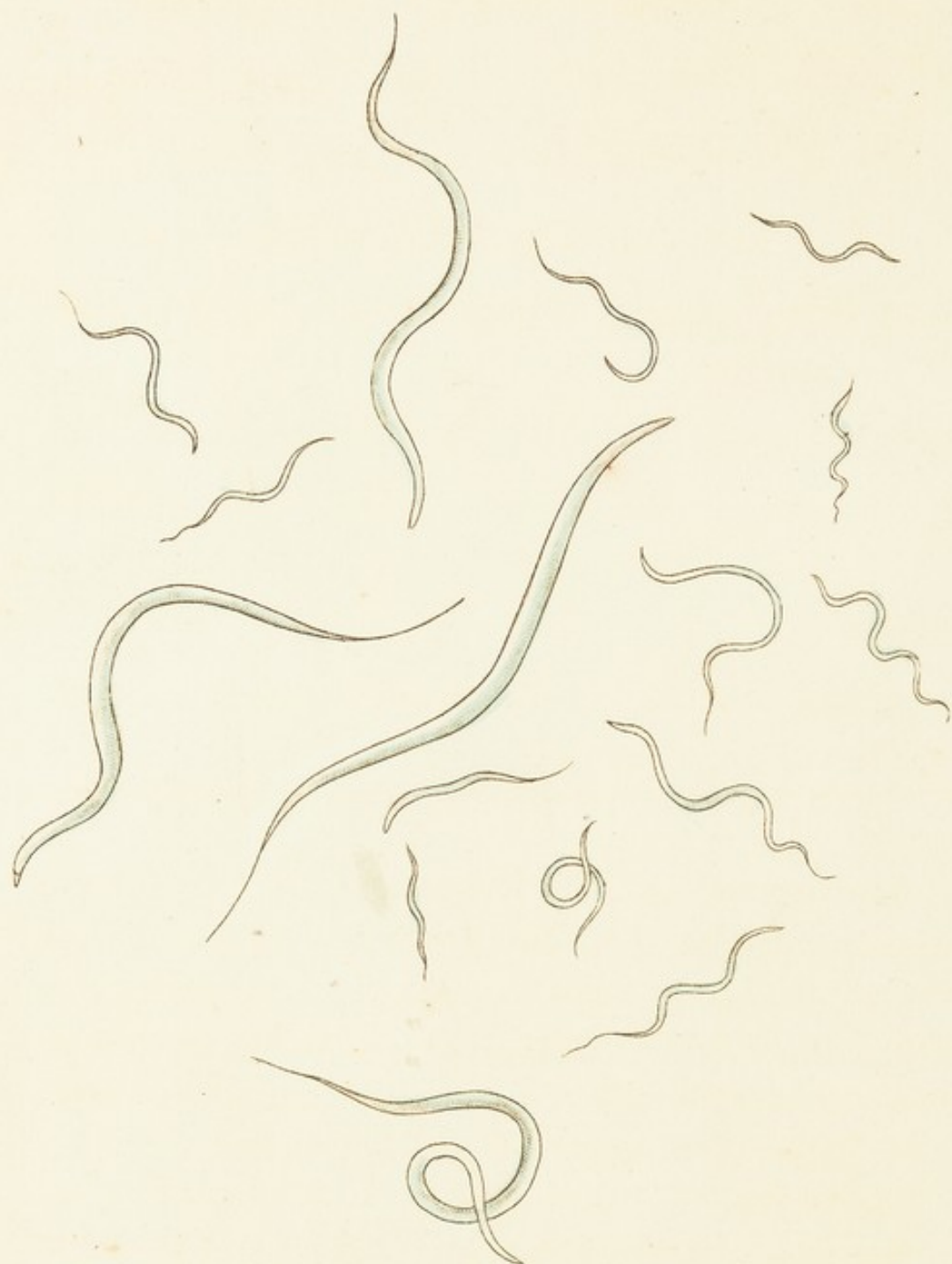
The larva or caterpillar of the elegant Butterfly here represented feeds principally on thistles and nettles. It changes into a chrysalis in July, and the Fly appears in the beginning of August.



rius possit judicari. His similia animalcula cernere  
interdum est in aceto, quæ plerique habuerunt phy-  
fici varietatem speciei de qua jam agitur, potius  
quam speciem revera diversam.








S

London, Published May 1<sup>st</sup> 1800 by K. P. Nodder, New man Street.



THE  
EEL VIBRIO.



GENERIC CHARACTER.

*Animalcule* inconspicuous to the naked eye, simple,  
round, elongated.

SPECIFIC CHARACTER, &c.

Subpellucid filiform VIBRIO, attenuated at each  
extremity.

EELS in Paste.

*Baker. micr. p. 81.*

*Empl. for micr. p. 244. pl. 10. n. 9.*

EELS in Vinegar.

*Hook micr. pl. 25. fig. 2.*


---

The animalcule which forms the subject of the present plate has long been known to microscopical observers. It is found in great plenty in paste composed of flour and water, and which has been suffered to become acescent. The general resemblance which this species bears to an Eel has almost universally led microscopical writers to distinguish it by that title. Its motions are rapid and strong: the body is transparent, except where the intestines appear. It is viviparous, and produces at intervals a numerous

rous progeny. In some instances it is found of the length of the tenth of an inch : but its general size is far less. The plate represents a group of these animalcules moderately magnified, and in such a manner as to exhibit the various particulars of shape, posture, transparency, comparative size, &c. Animalcules of a similar appearance are sometimes found in vinegar, and have been generally considered as constituting a variety rather than a distinct species.



# PLATYSTACUS COTYLEPHORUS.



## CHARACTER GENERICUS.

*Truncus* brevis, depressus. *Cauda* longa, compressa.

*Bloch ichtb.* 11. p. 42.

*Abdominales.*

## CHARACTER SPECIFICUS, &c.

PLATYSTACUS cirris sex, cotyledonibus in ventre.

*Bloch. ichtb.* 11. p. 44. t. 372.

Aspredo corpore oblonga, lævi, pinna ani officulorum 40 et ultra.

*Gronov. Mus. Ichth.* 2. p. 8. n. 26.

Batrachus, radio primo pinnarum pectoralium utrinque dentato.

*Lin. mus. Adolph. Frid.* p. 73. 3

---

A celeberrimo Blochio institutum *Platystaci* genus affine admodum est *Siluri* generi. Paucas continet species, e quibus illam in tabula depingendam selegimus, cujus corpus parvulis plurimis acetabulis subtus instruitur, quæ, si parum adulta fuerint specimina, vix ac ne vix aperte possunt conspici. In India generatur *Platystacus cotylephorus*, dulcium aquarum incola, in longitudinem crescens minimum pedalem.

Fig. a. Acetabulum magnitudine auctum exprimit.












London: Published May 1830 by T. & A. Walker, Newman Street.

THE  
ACETABULATED PLATYSTACUS.



GENERIC CHARACTER.

*Body* short, depressed. *Tail* long, compressed.

SPECIFIC CHARACTER, &c.

PLATYSTACUS with six beards, and ventral acetabula.

Der Tellerträger. Le Cotylephor.

*Bloch. ichth. pl. 372.*

---

The genus *Cotylephorus*, first instituted by the celebrated Dr. Bloch, is extremely allied to the genus *Silurus*. The species are but few in number. That which is here represented is remarkable for the numerous small acetabular processes or suckers with which the under surface of the body is beset; and which, in young specimens, are scarce distinctly visible. This species is a native of India, where it inhabits fresh waters, and grows to the length of a foot or more.

Fig. a. shews one of the acetabula or suckers magnified.





## LOXIA CUCULLATA.



*Rostrum* conico-gibbum, frontis basi rotundatum  
versus caput: Mandibula inferior margine  
lateralis inflexa.

*Nares* in basi rostri.

*Lingua* integra.

*Lin. Syst. Nat.* p. 299.

### CHARACTER SPECIFICUS, &c.

LOXIA cinerea subtus alba, capite cristato gula-  
que coccineis.

### LOXIA CUCULLATA.

*Lath. ind. orn.* p. 378.

LOXIA Dominicana.  $\beta$ .


*Lin. Syst. Nat. Gmel.* p. 848.

---

Cum Loxiæ Dominicanæ varietas olim habita sit  
perelegans hæc avis, consensum est inter physicos ut  
ab illa separari et species omnino diversa haberi de-  
beat. Loxiam Dominicanam paululum magnitu-  
dine superans Brasiliam incolit. Iconem pulchre  
expressam continent Milleri et Buffoni opera, quorum  
alteri titulus *Cimelia Physica*, alteri *Planches enlumi-  
nees*. Depingitur in tabula nostra magnitudo avis  
tertia fere parte diminuta.











London Published June 1818 by F. P. Veddler Newmarket Street.

THE  
CRESTED DOMINICAN CARDINAL.



GENERIC CHARACTER.

*Bill* strong, convex above and below, very thick  
at the base.

*Nostrils* small and round.

*Tongue* generally truncated at the tip.

SPECIFIC CHARACTER, &c.

Ash-coloured crested Grosbeak, white beneath,  
with crimson head and throat.

CRESTED CARDINAL.

*Brown's illust. of zool. pl. 23.*

*Miller's plates, 22.*

Le CARDINAL DOMINQUAIN.

*Planches Enluminees, 103.*

CRESTED DOMINICAN Grosbeak.

*Lath. syn. 3. p. 123. A.*


---

This elegant bird is now allowed to constitute a distinct species from the *Loxia Dominicana*, of which it was once considered as a variety. It has been beautifully figured in Mr. Miller's work entitled *Cimelia Physica* as well as in the *Planches Enlu-*



*minces.* In size it somewhat exceeds the *Loxia Dominicana*, and is a native of Brazil. The plate represents it about a third part less than the natural size.

# SQUALUS FASCIATUS.



## CHARACTER GENERICUS.

*Spiracula* quinque ad latera colli.

*Corpus* oblongum teretiusculum.

*Os* in anteriore capitis parte.

*Lin. Syst. Nat.* p. 397.

## CHARACTER SPECIFICUS, &c.

SQUALUS fuscus, fasciis transversis albis.

SQUALUS capite truncato, cirris duobus.

*Bloch. ichth.* 4. p. 17. t. 113.

SQUALUS varius, &c.

*Seb. mus.* 1. p. 105. t. 34. f. 1.

SQUALUS tigrinus.

*Lin. Syst. Nat. Gmel.* p. 1493.

---

Maria incolit Indica Squalus fasciatus, inter minores hujus generis numerandus. A cæteris pictura notabili facillime distinguitur.



THE UNIVERSITY OF CHICAGO  
LIBRARY  
540 EAST 57TH STREET  
CHICAGO, ILL. 60637

---

THE UNIVERSITY OF CHICAGO  
LIBRARY

THE UNIVERSITY OF CHICAGO  
LIBRARY

THE UNIVERSITY OF CHICAGO  
LIBRARY

THE UNIVERSITY OF CHICAGO  
LIBRARY

THE UNIVERSITY OF CHICAGO  
LIBRARY

THE UNIVERSITY OF CHICAGO  
LIBRARY

THE UNIVERSITY OF CHICAGO  
LIBRARY

THE UNIVERSITY OF CHICAGO  
LIBRARY

THE UNIVERSITY OF CHICAGO  
LIBRARY

THE UNIVERSITY OF CHICAGO  
LIBRARY

THE UNIVERSITY OF CHICAGO  
LIBRARY







*London. Collected from 1830 by J. R. Miller, & Wm. Smith.*

THE  
ZEBRA SHARK.



GENERIC CHARACTER.

*Spiracles* five, on each side the neck.

*Body* oblong, of a roundish or subcylindric form.

*Mouth* at the anterior part of the head.

SPECIFIC CHARACTER, &c.

Brown SHARK with transverse white bands.

The banded Indian SHARK.

Tiger SHARK.

*Pennant Ind. Zool.* p. 55. pl. 16.

---

The Zebra Shark is a native of the Indian seas: it is one of the smaller species of this genus, and is readily distinguished from all others by the remarkable distribution of its colors.



THE HISTORY OF THE  
CITY OF BOSTON

FROM THE FIRST SETTLEMENT  
TO THE PRESENT TIME  
BY  
JOHN B. BOWEN

VOLUME I  
FROM THE FIRST SETTLEMENT  
TO 1780

THE HISTORY OF THE  
CITY OF BOSTON  
FROM THE FIRST SETTLEMENT  
TO THE PRESENT TIME  
BY  
JOHN B. BOWEN

VOLUME II  
FROM 1780 TO THE PRESENT TIME  
BY  
JOHN B. BOWEN

THE HISTORY OF THE  
CITY OF BOSTON  
FROM THE FIRST SETTLEMENT  
TO THE PRESENT TIME  
BY  
JOHN B. BOWEN  
PUBLISHED BY  
J. B. BOWEN

# PAPILIO PATROCLUS.



## CHARACTER GENERICUS.

*Antennæ* apicem versus craffiores, sæpius clavato-capitatae.

*Alæ* (sedentis) erectæ fursumque conniventes. (volatu diurno.)

## CHARACTER SPECIFICUS, &c.

PAPILIO alis caudatis concoloribus fuscis, fascia lineari alba apicibusque albis.

*Lin. Syst. Nat.* p. 749.

*Clerk ic.* t. 25. f. 2.

*Drury ins.* 1. t. 7. f. 1.

*Cram. ins.* 10. t. 109. A. B.

*Aub. miscell.* 17. f. 1. 2.

*Antennæ* in hac specie setaceæ, ut in *phalænis*:  
genus igitur dubium.

---

Indiam, Sinam, &c. incolit *Papilio Patroclus*,  
magnitudine vera in tabula depictus.



СВЯТЫЙ ДУХЪ СЪСЛАВЛЯЕТЪ

ОТЕЦА И СЫНА ВЪСНУЮ

СВЯТЫЙ ДУХЪ СЪСЛАВЛЯЕТЪ

ОТЕЦА И СЫНА

СВЯТЫЙ ДУХЪ СЪСЛАВЛЯЕТЪ

ОТЕЦА И СЫНА

СВЯТЫЙ ДУХЪ СЪСЛАВЛЯЕТЪ

ОТЕЦА И СЫНА

СВЯТЫЙ ДУХЪ СЪСЛАВЛЯЕТЪ

ОТЕЦА И СЫНА

СВЯТЫЙ ДУХЪ СЪСЛАВЛЯЕТЪ

ОТЕЦА И СЫНА

СВЯТЫЙ ДУХЪ СЪСЛАВЛЯЕТЪ

ОТЕЦА И СЫНА

СВЯТЫЙ ДУХЪ СЪСЛАВЛЯЕТЪ

ОТЕЦА И СЫНА

СВЯТЫЙ ДУХЪ СЪСЛАВЛЯЕТЪ


ОТЕЦА И СЫНА

СВЯТЫЙ ДУХЪ СЪСЛАВЛЯЕТЪ

ОТЕЦА И СЫНА

СВЯТЫЙ ДУХЪ СЪСЛАВЛЯЕТЪ

ОТЕЦА И СЫНА







London. Published June 1800 by J. Nodder, New man Street.

## PATROCLUS.

\*\*\*\*\*

### GENERIC CHARACTER.

*Antennæ* thickening towards the extremity and generally terminating in a clavated tip.

*Wings* (when fitting) upright. Flight diurnal.

### SPECIFIC CHARACTER, &c.

Brown Butterfly with an oblique white stripe across the wings, and the tails of the wings tipped with white.

Phalene Chauve-Souris de la Chine.

*Pl. Enl. 17.*

*The Antennæ in this species are setaceous, as in the Phalænæ, and its genus is in reality dubious.*

---

This Insect is a native of India, China, &c. and is represented on the plate in its natural size.





## VIBRIO PAXILLIFER.



### CHARACTER GENERICUS.

*Vermis* nudo oculo inconspicuus, simplicissimus, teres, elongatus.

*Lin. Syst. Nat. Gmel. p. 3898.*

### CHARACTER SPECIFICUS, &c.

VIBRIO flavesens, paleis gregariis multifariam ordinatis.

*Müll. an. inf. p. 54. t. 7. f. 3—7.*

Baccillaria paradoxa.

*Lin. Syst. Nat. Gmel. p. 3903.*

---

Cum de hac specie accurate differuit Dominus Müller, descriptionem ab illo contextam in opus meum transferre non dubitavi.

“Animalculum, vel congeries animalculorum mirabilis. Pluries in guttulis aquæ marinæ vidi corpuscula linearia flavescentia (solitaria paleas, in quadrangula disposita scobes referebant) granulaque feminalia qualiscunque vegetabilis diu credidi; demum nocte inter 6 & 7 Octobrem 1781 aspectu fili flavescentis, sese in longum producentis et in breve contrahentis, ac ex his paxillis compositi, obstupefactus, novoque phœnomeno gavifus, ejusdem variis evolutionibus incubui.”

“Paxilli



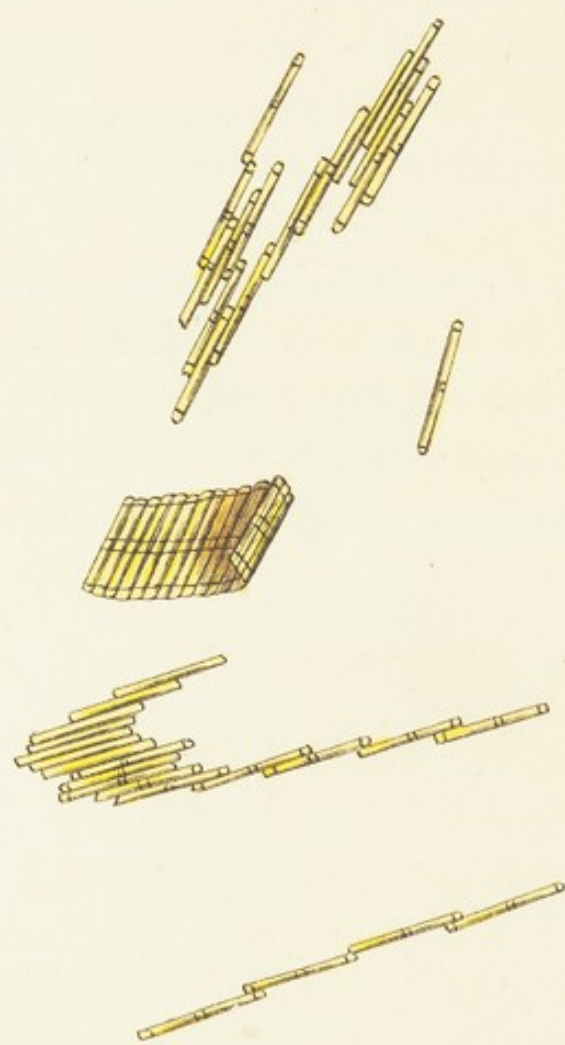
“ Paxilli nudo oculo inconspicui cute pellucida membranaque intestinali flavescente, punctisque binis aut tribus sparsis constare videntur. Hi numero senario ad quadragenarium situm quidem variant, at parallelum semper servant, vel quadratum, vel filum strictum, efformantes, aut in ziczac ducti fulminis directionem imitantur, vel filum utraque extremitate quadratum proferens, vel adhuc aliam figuram, oculo sistunt. Bini paxilli (unus in minori numero) a reliquis interdum in angulum rectum, vel acutum, divergunt; omnes membrana dilatabili mutuo coalitos suspicor.

Congeries hæc quadrangulari forma quiescere solet, mortuaque persistit, reliquas vero jam ab hac, jam ab illa, extremitate incipiendo lente efformat.”

“ In *ulva latissima* copiose, hinc marinus. Totum Octobrem 1781 plures reperi, posthac Septembre 1783 rursus apparuere.”







London Published June 1850, by F.R. Voddler, Newman Street.

## THE FESTUCINE VIBRIO.



### GENERIC CHARACTER.

*Animalcule* inconspicuous to the naked eye, simple, cylindric, elongated.

### SPECIFIC CHARACTER, &c.

Yellowish VIBRIO, consisting of gregarious filaments variously disposed.

Straw-shaped VIBRIO.

Pipe VIBRIO.

---

The celebrated Müller, its first discoverer, informs us that this wonderful animalcule, or rather congeries of animalcules was found in sea water, appearing to consist of certain linear yellowish bodies, which singly represented a kind of filaments, but when disposed into a square, exhibited rather the appearance of small pieces of sawdust, and Mr. Müller for a long time supposed them to be of a vegetable nature. At length, on the 8th of October 1781 he was surprised with the sight of a long yellowish thread of these bodies evidently extending and contracting itself; and pleased at this novel phenomenon, diligently attended to its various evolutions. The  
straws



straws or filaments, which are scarce observable to the naked eye, seem, when microscopically surveyed, to consist of a pellucid skin, and a membranaceous yellowish intestine, with two or three scattered points or granules. These bodies, to the number of from six to forty, vary their position, but always preserve their parallelism; forming themselves either into a square, an extended thread or line, a zigzag or interrupted line, or other different figures. Sometimes one of the filaments diverges from the rest, either at a right or an acute angle, and where the group consists of but few filaments, two will sometimes diverge in the same manner, and Mr. Müller supposes that all the filaments are connected by means of an extensile membrane. The congeries or general heap rests in a square form, and remains thus when dead, but forms others, which proceed slowly sometimes from one, and sometimes from the other extremity. Mr. Müller observed this animalcule in plenty on some specimens of the *Ulva latissima*, in October, 1781, and again in 1783.



# PINGUINARIA CRISTATA.



## CHARACTER GENERICUS.

*Rostrum* rectum, apice subincurvato.

*Nares* lineares.

*Lingua* retrorsum aculeata.

*Alæ* ad volandum ineptæ.

*Pennæ* minutissimæ.

*Pedes* compedes.

## CHARACTER SPECIFICUS, &c.

PINGUINARIA rostro rubro, pedibus flavis,  
crista frontali erecta nigra, auriculari deflexa  
flava.

*Aptenodytes chrysocome.*

*Lath. ind. orn.* p. 878.

*Lin. Syst. Nat.* Gmel. p. 555.


*Aptenodytes cristata.*

*Miller tab. miscell.*

---

In Insulis Antarcticis innascitur Pinguinaria cristata, cæteras hujus generis elegantia superans. Magnitudo ejus est quasi anatis vulgaris.












London, Published July 1846 by L. G. Nodder, Newman Street.

THE  
CRESTED PENGUIN.



GENERIC CHARACTER.

*Bill* straight, slightly bent at the tip.

*Nostrils* linear.

*Tongue* aculeated backwards.

*Wings* useless for flight.

*Feathers* extremely small.

*Legs* placed extremely backwards.

SPECIFIC CHARACTER, &c.

Blueish-black reddish-billed PENGUIN, white  
beneath, with upright black frontal and de-  
flexed yellow auricular crest.

Manchot fauteur.

*Buff.* 9. p. 409.


Manchot huppé de Sibirie.

*Pl. enl.* 984.

---

This species, which surpasses most of its genus in the elegance of its appearance, is a native of the Southern islands. Its general size is that of a common Duck.





# TRIGLA PUNCTATA.



## CHARACTER GENERICUS.

Digiti liberi adpinnas pectorales.

## CHARACTER SPECIFICUS, &c.

TRIGLA rosea, coccineo punctata, pinnis pectoralibus cæruleis.

TRIGLA rubro punctata.

*Bloch. 10. p. 100. t. 353.  
Pisc. Thoracici.*

Lyra altera.

*Plumier Mss.*

---

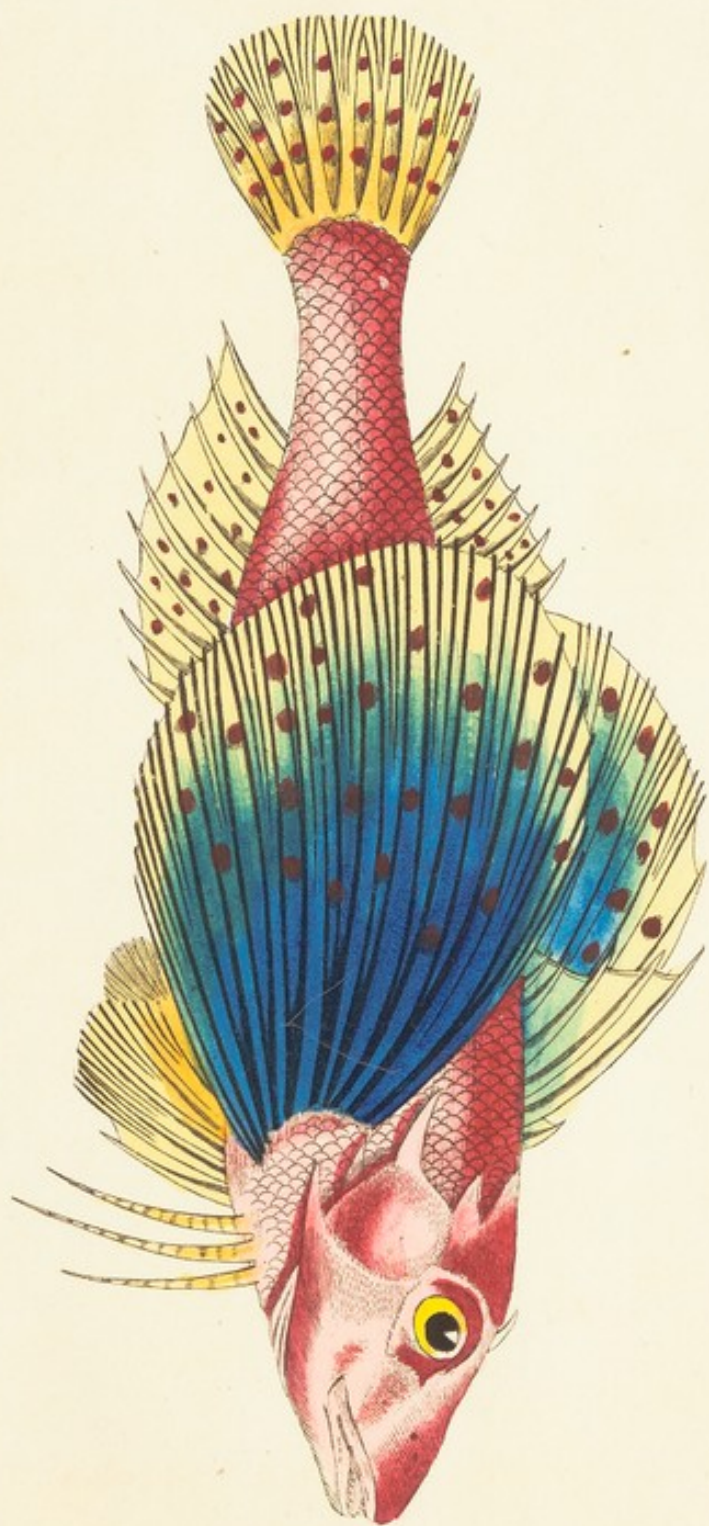
Maria Americana incolit Trigla punctata, in pedalem vel sesquipedalem crescens longitudinem. Viro celeberrimo Carolo Plumier figuram archetypam hujus piscis debemus, a Blochio primum evulgatam.











R.A.

London. Published July 17, 1800 by R. S. Alden, Newman Street.

THE  
SPOTTED GURNARD.



GENERIC CHARACTER.

*Finger-shaped processes* before the pectoral fins.

SPECIFIC CHARACTER, &c.

Rose-coloured GURNARD, spotted with deep red, with blue pectoral fins.

The spotted American GURNARD.

Der punctirte Seehahn.

La Trigle ponctuée.

*Bloch. t. 353.*

---

The spotted Gurnard is a native of the American seas, and grows to the length of a foot or eighteen inches. It is to the celebrated Father Plumier that we are indebted for the original figure of this fish, which was first published by Dr. Bloch.





# OSTREA ISOGONUM.



## CHARACTER GENERICUS.

*Animal* Tethys.

*Testa* bivalvis, (plurimis) inæquivalvis, subaurita.

*Cardo* edentulus, fossula cava ovata striisque lateralibus transversis.

## CHARACTER SPECIFICUS, &c.

OSTREA, testa æquivalvi, lobo laterali majore, cardine multoties fulcata.

*Lin. Syst. Nat.* p. 1149.

---

Ostrearum genus, quo nomine eas solummodo intelligimus quas titulo ostrearum *rudium* distinxit Linnæus, (exclusis iis quæ *pectines* vocantur,) varias continet species facie inter se valde dissimiles. Ex iis quæ ob formam notatu dignissimæ sunt, speciem naturali colore et magnitudine repræsentat tabula oceanî Indici incolam.



OSTREA ISOGONUM.

Characteristics

Characteristics

Form

Color

Size

Location

Characteristics

Color

Size

Location

Characteristics

Color

Size

Location

Characteristics

Color

Size

Location







London Published July 1<sup>st</sup> 1800, by F.L. Nodder, Newman Street.

*Genus Perna*

# THE LONG OYSTER.



## GENERIC CHARACTER.

*Animal* resembling a Tethys.

*Shell* bivalve (in most species unequally), subauriculated.

*Hinge* toothless, with an ovate fossule and lateral transverse streaks.

## SPECIFIC CHARACTER, &c.

Equal-valved OYSTER, with the right lobe largest, and the hinge marked by numerous furrows.

---

The genus *Ostrea*, by which is here meant the assortment called by Linnæus *Ostrea rudis*, (excluding the *Pectines* or Escallops,) contains several species which differ considerably in point of habit from each other. Among the most striking as well as curious is that represented on the plate, which is a native of the Indian ocean. Its general size and color are as expressed in the figure.



THE  
HISTORY OF THE  
CITY OF  
BOSTON  
FROM  
THE  
FIRST  
SETTLEMENT  
TO  
THE  
PRESENT  
TIME

BY  
JOHN  
B. HENNING

THE  
CITY OF  
BOSTON  
FROM  
THE  
FIRST  
SETTLEMENT  
TO  
THE  
PRESENT  
TIME

CHAS. C. HENNING

CHAS. C. HENNING

THE  
CITY OF  
BOSTON

THE  
CITY OF  
BOSTON

# ACARUS COLEOPTRATUS.



Os proboscide carens, haustello vagina bivalvi.  
cylindrica, palpis duobus compressis, æqualibus, haustelli longitudine.

Oculi duo ad latera capitis.

Pedes octo.

*Lin. Syst. Nat. Gmel. p. 2924.*

## CHARACTER SPECIFICUS, &c.

ACARUS niger subglobosus, lateribus subcoleoptratis.

ACARUS ater, lateribus subcoleoptratis.

*Lin. Syst. Nat. p. 1023.*

ACARUS ater lateribus angulato-acutis.

*Lin. Syst. Nat. Gmel. p. 2927.*

---

Super muros et arborum truncos ineunte vere non raro conspicitur *Acarus coleoptratus*, vix acarum vulgarem magnitudine superans. Colore nigerrimo lucido a congeneribus facillime distinguitur.











*S* London, Published July 1<sup>st</sup> 1800, by J. P. Volder, Newman Street.

THE  
WANDERING MITE.



*GENERIC CHARACTER.*

*Mouth* consisting of a cylindric sucker with a bi-valve sheath.

*Eyes* two ; on each side the head.

*Legs* eight.

*SPECIFIC CHARACTER, &c.*

Black subglobose MITE, with subcoleoptrated sides.


The WANDERING MITE.

*Hook's Micrographia.* p. 205.

---

This insect is by no means uncommon in the beginning of spring on walls, trunks of trees, &c. In size it scarce exceeds the common or cheese mite, but is readily distinguished from others of its genus by its black and somewhat glossy color.





# PAVO TIBETANUS.



## CHARACTER GENERICUS.

*Pennæ uropygii* elongatæ, latæ, expansiles, ocellatæ.

## CHARACTER SPECIFICUS, &c.

PAVO dorso superiore tectricibusque caudæ maculis splendide cæruleis, calcaribus binis.

*Lath. ind. orn.* p. 617.

PAVO cinereus nigricante striatus, capite subcrissato, calcaribus binis.

*Lin. Syst. Nat. Gmel.* p. 731.

PAVO TIBETANUS.

*Brisson.* 1. p. 294. t. 28. f. 2.

---

Cum hanc speciem plene & accurate descripsit Dominus Brisson, verba ejus immutata in opus meum transferre non dubitavi.

“ Hanc *Pavonis* speciem videre nondum mihi contigit. Ipsius descriptionem desumpsi ex icone ad vivum depicta a D. Poivre; & sic eam æri insculptam esse curavi.

Crassitie *Meleagridem* circiter æquat. Ipsius longitudo ab apice rostri ad caudam extremam duos pedes unum pollicem & sex lineas explet, & ad extre-



mos ungues duos pedes & unum pollicem. Rostrum ab ipsius apice ad oris angulos usque unum pollicem & septem lineas longum est; cauda octo pollices; pes tres pollices cum sex lineis; & trium digitorum anticorum medius cum ungue tres pollices: laterales paulo sunt breviores; & posticus unum pollicem longitudine non superat. Mas in parte utriusque pedis posteriore duobus donatur calcaribus, superiore brevior. Alæ complicatæ ultra caudæ exortum non extenduntur. Caput, guttur, collum, pectus, venter, latera, crura et caudæ tectrices inferiores cinereæ, lineolis nigricantibus variæ. Dorsum, uropygium, alarum tectrices & scapulares pennæ etiam cinereæ, lineolis nigricantibus variæ, maculisque minutissimis albicantibus aspersæ; cum insuper majusculis maculis rotundis, splendide cæruleis, violaceo & aureo colore variantibus, in parte dorsi superiore, scapularibus pennis & tectricibus alarum disseminatis. Remiges, tectricesque caudæ superiores pennæ eodem imbuuntur colore cinereo, lineolis nigricantibus vario: & quæque remix penna in medio versus apicem duabus donatur maculis majusculis, rotundis, splendide cæruleis, violaceo quoque et aureo colore variantibus, una supra alteram posita: & unaquæque caudæ tectrix quatuor prædita est maculis concoloribus, binis scilicet utrinque, una etiam supra alteram posita. Tectrices illæ intermediæ longiores; laterales vero gradatim longitudine minuuntur ad extimam usque brevior. Oculorum irides flavæ. Rostrum cinereum. Pedes grisei: unguesque nigricantes. Habitat in Tibeti Regno.”









THE  
THIBETIAN PEACOCK.



GENERIC CHARACTER.

*Uropygial feathers* elongated, broad, expanse, ocellated.

SPECIFIC CHARACTER, &c.

Pale-brown double-spurred crestless PEACOCK,  
with oval amethystine spots.

Le Paon du Tibet.

*Briss. orn.* 1. p. 294. pl. 28. f. 2.

Le Chinois.

*Buff. ois.* 2. p. 365.

Tibet PEACOCK.

*Lath. syn.* 2. p. 675.

---

For an accurate account of this species we are obliged to the celebrated ornithologist, Monf. Brisson, who describes it in the following manner.

“ I have never seen this species of *Peacock*, but have taken its description from a figure drawn from the life by Monf. Poivre, and have caused it to be engraved.

It is about the size of a turkey, and measures from the tip of the bill to the end of the tail two feet one



inch and six lines, and to the ends of the toes two feet one inch. The bill measures one inch and seven lines from the tip to the corners of the mouth: the tail measures eight inches: the foot three inches six lines; and the middle toe with the claw three inches: the lateral ones are a little shorter; and the hind toe does not exceed an inch in length. The male at the hind part of each foot is furnished with two spurs, of which the superior is the shortest. The wings, when closed, do not extend beyond the beginning of the tail. The head, throat, neck, breast, belly, sides, legs, and lower tail-coverts are ash-coloured, and variegated with small blackish lines: The back, rump, wing-coverts and scapularies are also ash-coloured, with blackish lines, and are sprinkled over with very small whitish spots, and marked with two large round spots of bright blue, varying into violet and gold-coloured reflexions: these spots are scattered over the upper part of the back, the scapularies, and the wing-coverts. The wing-feathers and upper tail-coverts are ash-coloured with blackish lines; and each wing-feather is marked on the middle towards the tip with two large bright-blue spots with the same violaceous and gilded tinges as before, and seated one above the other: each tail-feather also is marked by four such spots, two on each side, one above the other. The middle of these tail-feathers are the longest; the side-feathers gradually shortening to the exterior. The irides of the eyes are yellow: the beak cinereous, and the claws blackish. This bird is a native of the kingdom of Tibet."



# CHAMA GIGAS.



## CHARACTER GENERICUS.

*Animal* Tethys.

*Testa* bivalvis, grossior.

*Cardo* callo gibbo, oblique inserto fossulæ obliquæ.

## CHARACTER SPECIFICUS, &c.

CHAMA testa oblonga, plicata fornicato-squamata.

CHAMA squamata.

*Rumph. mus. t. 42. A. B.*

CHAMA GIGAS,

*Lin. Syst. Nat. p. 1137.*

---

Species, quam depinximus, non modo maxima est sui generis, sed et omnium testaceorum; interdum nempe plusquam tripedalis; ostreaque, sive animal inclusum (idque non hyperbolice loquimur) centum convivis possit sufficere. Carent tamen permagna hæc specimina nitore & elegantia minorum. Color tum internus tum externus plerumque albet. In junioribus autem conspici interdum possit ruboris rosei levissima quædam mistura. In maribus Indicis generatur Chama Gigas: reperitur etiam circa littora insularum fere omnium quas alluit oceanus pacificus.




THE UNIVERSITY OF CHICAGO  
LIBRARY  
1207 EAST 58TH STREET  
CHICAGO, ILL. 60637  
TEL. 733-7321  
CIVIL ENGINEERING  
DEPARTMENT  
5355 S. UNIVERSITY AVE.  
CHICAGO, ILL. 60637  
TEL. 733-7321

CHICAGO, ILL. 60637  
TEL. 733-7321  
CIVIL ENGINEERING  
DEPARTMENT  
5355 S. UNIVERSITY AVE.  
CHICAGO, ILL. 60637  
TEL. 733-7321

CHICAGO, ILL. 60637  
TEL. 733-7321







A.V.

*London Published August 1<sup>st</sup> 1850 by F. & J. Wadley, Newman Street.*

THE  
GREAT CHAMA.



GENERIC CHARACTER.

*Animal* resembling a Tethys.

*Shell* bivalve, thick.

*Hinge* furnished with a gibbose callus obliquely  
inserted into an oblique fossule.

SPECIFIC CHARACTER, &c.

Great whitish oblong plaited CHAMA, with  
arched scales.

The GREAT CHAMA, or Giant Clamp.

---

The shell represented on the plate is not only the largest of the genus to which it belongs, but of the whole testaceous tribe, having been sometimes seen of the length of more than three feet, with the included animal sufficient to afford a meal for upwards of an hundred persons. These large specimens however are by far less regular and beautiful than the smaller ones. The color is commonly white, both internally and externally ; but, when young, a slight tinge of rose-color is sometimes visible. It is a native of the Indian seas, and is met with on the shores of most of the islands in the great southern or pacific ocean.



THE  
COUNCIL

OF THE

CHURCH

OF ENGLAND

IN THE

YEAR

1850

AND

THE

PROCEEDINGS

OF THE

CHURCH

OF ENGLAND

IN THE

YEAR

1851

AND

THE


PROCEEDINGS

OF THE

CHURCH

OF ENGLAND

## SPHINX LIGUSTRI.



### CHARACTER GENERICUS.

*Antennæ* subprismaticæ, utroque fine attenuatæ.

*Lingua* exserta (plerisque.)

*Palpi* duo reflexi.

*Alæ* deflexæ.

*Lin. Syst. Nat. Gmel. p. 2371.*

### CHARACTER SPECIFICUS, &c.

SPHINX alis integris: posticis incarnatis fasciis  
nigris, abdomine rubro cingulis nigris.

*Lin. Syst. Nat. p. 799.*

*S. spirilinguis*, alis superioribus fuscis, inferiori-  
bus abdomineque fasciis transversis rubris.

*Geoffr. ins. 2. p. 84. 7.*

*Raj. ins. 144. n. 1.*

*Goed. ins. 1. p. 93. t. 24.*

*List. Goed. 75. f. 25.*

*Reaum. ins. 2. t. 20. f. 1—4.*

---

Folia ligustri præcipue amat larva insecti hujus  
pulcherrimi. Ineunte Augusto sub humo in chrysa-  
lidem convertitur, e qua mense Junio vel Julio inse-  
quentis anni erumpit Sphinx perfecta.



THE  
OF THE  
AND THE  
THE

THE  
THE  
THE  
THE

THE  
THE  
THE  
THE

THE  
THE  
THE  
THE

THE  
THE  
THE  
THE

THE  
THE  
THE  
THE

THE  
THE  
THE  
THE


THE  
THE  
THE  
THE

THE  
THE  
THE  
THE

THE  
THE  
THE  
THE

THE  
THE  
THE  
THE

THE  
THE  
THE  
THE







R.N.

*London Published August 1<sup>st</sup> 1800 by J. L. Nodder, New man Street.*

THE  
PRIVET SPHINX.



GENERIC CHARACTER.

*Antennæ* subprismatic, attenuated at each end.

*Tongue* (generally) exerted.

*Feelers* two.

*Wings* deflected.

SPECIFIC CHARACTER, &c.

Brown SPHINX, with the lower wings and body  
rose-colored, striped with black bands.

The PRIVET Hawk-Moth.

*Alb. ins.* p. 7.

*Roes.* 3.

*Merian Europ.* 124.


---

The caterpillar of this beautiful insect feeds chiefly on the leaves of the Privet. In the beginning of August it retires under ground to undergo its change into a chrysalis, from which in June or July in the following year emerges the insect in its complete or ultimate form.





## PAPILIO DEMOLEUS.



## PAPILIO NIREUS.



### CHARACTER GENERICUS.

*Antennæ* apicem versus crassiores, sæpius clavato-capitatae.

*Alæ* (sedentis) erectæ sursumque conniventes, (volatu diurno.)

*Lin. Syst. Nat.* p. 744.

### CHARACTER SPECIFICUS, &c.

PAPILIO DEMOLEUS. P. alis nigris flavo maculatis ; posterioribus ocello cæruleo rufoque.

*Lin. Syst. Nat. Gmel.* p. 2246.

*Eq. Achiv.*

P. alis dentatis fuscis, maculis fasciaque maculosa flavis, posticis ocellis binis.

*Lin. Syst. Nat.* p. 753.

---

PAPILIO NIREUS. P. alis nigris ; fascia inaurato viridi, subtus nigricantibus.

*Lin. Syst. Nat.* p. 753.

---

Inter lautissimos Papiliones exoticos numerantur Nireus & Demoleus, quos ambos nutriunt India insulæque marium Indicarum.



THE UNIVERSITY OF CHICAGO  
LIBRARY

THE UNIVERSITY OF CHICAGO  
LIBRARY

THE UNIVERSITY OF CHICAGO  
LIBRARY

THE UNIVERSITY OF CHICAGO  
LIBRARY

THE UNIVERSITY OF CHICAGO  
LIBRARY

THE UNIVERSITY OF CHICAGO  
LIBRARY








S

London Published August 17, 1860 by F.P. Voddler, Newman Street.

## DEMOLEUS & NIREUS.



### GENERIC CHARACTER.

*Antennæ* commonly thickening towards the end into a clavated tip.

*Wings* (when at rest) meeting upwards. (Flight diurnal.)

### SPECIFIC CHARACTER, &c.

DEMOLEUS. Black Butterfly spotted with yellow, with the lower wings marked by a red-and-blue ocellated spot.

*Seb. mus.* 4. t. 37. f. 17. 18. & 44. f. 6. 9.

*Kleemann ins.* 1. t. 1. f. 2. 3.

*Cram. pap.* 20. t. 231. f. A. B.

---

NIREUS. Black Butterfly, with a lucid blue-green band across the wings.

*Clerk. ic.* t. 30. f. 1.

*Seb. mus.* 4. t. 6. & 9. f. 21. 22.

*Drury ins.* 2. t. 4. f. 1. 2.

---

The two species figured on the present plate may justly be numbered among the most beautiful of the exotic Butterflies. Both are natives of India and the Indian islands.



# DEMOIUS & NIREUS

THE HISTORY OF THE

ROMAN CATHOLIC

CHURCH, FROM THE

REFORMATION TO THE

PRESENT TIME.

IN TWO VOLUMES.

THE FIRST VOLUME.

THE SECOND VOLUME.

THE THIRD VOLUME.

THE FOURTH VOLUME.

THE FIFTH VOLUME.

THE SIXTH VOLUME.

THE SEVENTH VOLUME.

THE EIGHTH VOLUME.

THE NINTH VOLUME.

THE TENTH VOLUME.

THE ELEVENTH VOLUME.

THE TWELFTH VOLUME.

THE THIRTEENTH VOLUME.

THE FOURTEENTH VOLUME.

THE FIFTEENTH VOLUME.

THE SIXTEENTH VOLUME.

THE SEVENTEENTH VOLUME.

THE EIGHTEENTH VOLUME.

THE NINETEENTH VOLUME.

THE TWENTIETH VOLUME.

THE TWENTY-FIRST VOLUME.

THE TWENTY-SECOND VOLUME.

THE TWENTY-THIRD VOLUME.

THE TWENTY-FOURTH VOLUME.

THE TWENTY-FIFTH VOLUME.

THE TWENTY-SIXTH VOLUME.

THE TWENTY-SEVENTH VOLUME.

THE TWENTY-EIGHTH VOLUME.

# INDEX.

- PL.  
440. **A**CARUS coleoptra-  
tus.  
423. Actinia Cereus.  
417. Alca impennis.  
421. Anas melanotus.  
402. Anthias Diagramma.  
418. Asterias papposa.  
408. Cancer longimanus.  
442. Chama Gigas.  
401. Coracias Africana.  
429. Emberiza quadricolor.  
400. Hydrachna coccinea.  
426. Labrus Tinca?  
403. Lacerta Amboinensis.  
411. ——— Apus.  
412. ——— aquatica.  
428. ——— Crocodilus.  
407. Libellula Lucretia.  
422. Lophius piscatorius.  
433. Loxia cucullata.  
410. Loricaria Plecostomus.  
415. Lycoperdon fornicatum.  
414. Madrepora muscicalis.  
416. Millepora lichenoides.  
419. ——— alaicornis.  
399. Ophicephalus punctatus.  
439. Ostrea isogonum.  
398. Papilio Machaon.  
404. ——— Paris.  
430. ——— Cardui.  
420. ——— Panthous.  
436. ——— Patroclus.  
444 { ——— Demoleus.  
—— Nireus.  
441. Pavo Tibetanus.  
424. Planaria lactea.  
432. Platystacus cotylephorus.

# INDEX.


- PL.  
423. **A**CTINIA rose-tip-  
ped.  
402. Anthias banded.  
418. Asterias twelve-rayed.  
417. Awk great.  
430. Butterfly thistle.  
398. ——— Machaon.  
404. ——— Paris.  
435. ——— Patroclus.  
420. ——— Panthous.  
444. { ——— Nireus.  
—— Demoleus.  
442. Chama great.  
433. Cardinal crested Domini-  
can.  
408. Crab long-armed.  
428. Crocodile.  
429. Emberiza variegated.  
422. Frogfish European.  
427. Globe-Animal common.  
421. Goose black-backed.  
438. Gurnard spotted.  
397. Humming-Bird fork-tail-  
ed.  
400. Hydrachna scarlet.  
403. Lizard Amboina.  
411. ——— apodal.  
407. Libellula linear.  
410. Loricaria yellow.  
412. Newt water.  
414. Madrepore organ.  
416. Millepore lichen.  
419. ——— Elk's-horn.  
440. Mite wandering.  
399. Ophicephalus punctated.  
439. Oyster long.  
425. Parrakeet grey-headed.




413. *Picus miniatus*.  
 409. *Pinguinaria Patagonica*.  
 437. ——— cristata.  
 425. *Psittacus canus*.  
 406. *Silurus militaris*.  
 434. *Squalus fasciatus*.  
 443. *Sphinx Ligustri*.  
 405. *Todus cristatus*.  
 438. *Trigla punctata*.  
 397. *Trochilus furcatus*.  
 431. *Vibrio Anguillula*.  
 436. ——— paxillifer.  
 427. *Volvox Globator*.  
 437. Penguin crested.  
 409. ——— Patagonian.  
 441. Peacock Thibetian.  
 432. *Platyfascus acetabulated*.  
 424. *Planaria white*.  
 415. Puff-Ball turret.  
 401. Roller African.  
 406. *Silurus military*.  
 434. Shark Zebra.  
 443. *Sphinx Privet*.  
 405. Tody crested.  
 431. *Vibrio Eel*.  
 436. ——— festucine.  
 413. Woodpecker red.  
 426. Wrasse variegated.











RG  
500.9  
5534

