

[Report 1970] / Medical Officer of Health, Perth City.

Contributors

Perth (Scotland). City Council.

Publication/Creation

1970

Persistent URL

<https://wellcomecollection.org/works/py6a3cbn>

License and attribution

You have permission to make copies of this work under a Creative Commons, Attribution license.

This licence permits unrestricted use, distribution, and reproduction in any medium, provided the original author and source are credited. See the Legal Code for further information.

Image source should be attributed as specified in the full catalogue record. If no source is given the image should be attributed to Wellcome Collection.



Wellcome Collection
183 Euston Road
London NW1 2BE UK
T +44 (0)20 7611 8722
E library@wellcomecollection.org
<https://wellcomecollection.org>

CITY OF PERTH



REPORT
OF THE
HEALTH DEPARTMENT
FOR THE YEAR 1970



HEALTH AND SOCIAL SERVICES OF PERTH

CITY OF PERTH

Health Department,
22 Park Place,
PERTH.

July 1971.

To the Lord Provost, Aldermen and Councillors
of the City and County Council of Perth, and
to the Scottish Home and Health Department,
Edinburgh.

REPORT
upon the


Ladies & Gentlemen,

H E A L T H O F P E R T H

FOR THE YEAR 1970

As Medical Officer of Health for the City of Perth, for the
year ending 31st December 1970.

Your obedient servant,



MEDICAL OFFICER OF HEALTH

JOHN M. AITKEN, M.B., Ch.B., D.P.H.,
Medical Officer of Health

CITY OF PEERIE

REPORT

upon the

HEALTH OF PEERIE

FOR THE YEAR 1970

JOHN M. AYER, M.D., Ch.E., D.F.H.,
Medical Officer of Health

Accidents	14
Anti-Natal and Post-Natal Clinics	2
B.C.G. Vaccination	7 & 11
Birth Notifications	3
Care of Mothers and Young Children	2-4
Cervical Cytology	12
Chiropody Service	13
Contraception and Fertility	14
Dental Care	15
Family Planning Association	16
Health	17
Health Services	18
Home Nursing	19
Illegal Births	20
Infectious Diseases	21
Medical Services	22
Mental Health Service	23
Midwifery Service	24
Pathcraft Classes	25
Nursing Homes (Scotland)	26
Orthopaedic Services	27
Prevention of Break-up of Families	28
Prevention of Illness - Care and After-Care	29
Rivers (Prevention of Pollution) (Scotland) Act	30
School Medical Service	31
Sickness - General	32
Tuberculosis	33
Vaccination and Immunisation	34
Venereal Disease	35
Vital Statistics	36
Water Supply	37
Welfare Funds	38

CITY AND ROYAL BURGH OF PERTH

Health Department,
22 York Place,
PERTH.

July 1971.


To the Lord Provost, Magistrates and Councillors
of the City and Royal Burgh of Perth, and
to the Scottish Home and Health Department,
Edinburgh.

Ladies & Gentlemen,

I have the honour to submit my 23rd Annual Report
as Medical Officer of Health for the City of Perth, for the
year ending 31st December 1970.

I am,

Your obedient Servant,


Medical Officer of Health

CITY AND ROYAL BURGH OF LEITH

Health Department,
22 York Place,
LEITH.

July 1911.

To the Lord Provost, Magistrates and Councillors
of the City and Royal Burgh of Leith, and
to the Scottish Home and Health Department,
Edinburgh.

Ladies & Gentlemen,

I have the honour to submit to you my 13th Annual Report
as Medical Officer of Health for the City of Leith, for the
year ending 31st December 1910.

I am,

Your obedient servant,



Medical Officer of Health

INDEX - HEALTH

	<u>Page No.</u>
Accidents --- --- --- --- ---	14
Ante-Natal and Post-Natal Clinics --- ---	2
B.C.G. Vaccination --- --- --- ---	9 & 11
Birth Notifications --- --- --- ---	3
Care of Mothers and Young Children --- ---	2 - 6
Cervical Cytology --- --- --- ---	12
Chiropody Service --- --- --- ---	13
Convalescent Home Provision --- --- --- ---	15
Dental Care --- --- --- ---	5
Family Planning Association --- --- --- ---	5
Handicapped Persons - Register --- ---	4
Health Education --- --- --- ---	15
Health Visiting --- --- --- ---	8
Home Nursing --- --- --- ---	7
Illegitimate Births --- --- --- ---	1 & 4
Infant Mortality --- --- --- ---	1 & 3
Infectious Disease --- --- --- ---	15
Malignant Disease --- --- --- ---	12
Marriage Guidance Council --- --- --- ---	5
Mass Radiography Service --- --- --- ---	11
Medical Loan Depot --- --- --- ---	7
Mental Health Service --- --- --- ---	18
Midwifery Service --- --- --- ---	6
Mothercraft Classes --- --- --- ---	3
Nursing Homes (Scotland) Registration Act --- ---	8
Orthopaedic Services --- --- --- ---	18
Prevention of Break-up of Families --- ---	5
Prevention of Illness - Care and After-Care --- ---	10
Rivers (Prevention of Pollution) (Scotland) Act --- ---	16
School Medical Service --- --- --- ---	8
Sickness - General --- --- --- ---	17
Tuberculosis --- --- --- ---	10
Vaccination and Immunisation --- --- --- ---	9
Venereal Disease --- --- --- ---	18
Vital Statistics --- --- --- ---	1
Water Supply --- --- --- ---	16
Welfare Foods --- --- --- ---	4

INDEX - HEALTH

<u>Page No.</u>	
14	Accidents
2	Anti-Natal and Post-Natal Clinics
11 & 12	B.C.G. Vaccination
3	Birth Notifications
2 - 6	Care of Mothers and Young Children
12	Cervical Cytology
13	Chiropractic Services
12	Convalescent Home Provision
2	Dental Care
2	Family Planning Association
4	Handicapped Persons - Register
12	Health Education
6	Health Visiting
7	Home Nursing
1 & 2	Illegal Births
1 & 2	Infant Mortality
12	Infectious Diseases
12	Intestinal Diseases
2	Marriage Guidance Council
11	Mass Radiography Services
7	Medical Loan Depot
18	Mental Health Services
6	Midwifery Services
2	Midwifery Classes
8	Nursing Homes (Scotland) Registration Act
18	Orthopaedic Services
2	Prevention of Break-up of Families
10	Prevention of Illness - Care and After-Care
16	Rivers (Prevention of Pollution) (Scotland) Act
8	School Medical Services
17	Sickness - General
10	Tuberculosis
9	Vaccination and Immunisation
18	Veneral Diseases
1	Vital Statistics
16	Water Supply
4	Welfare Foods

STATISTICAL TABLES

	<u>Table No.</u>	<u>Page No.</u>
Accidents --- --- --- ---	33 - 34	41 - 42
B.C.G. Vaccination --- --- ---	22 - 23	33 - 34
Births Notifications --- --- ---	24	35
Child Welfare Centres --- --- ---	32	40
Diphtheria Immunisation --- --- ---	11 - 13	27
Health Visitors - Home Visitation --- --- ---	30	39
Home Nursing Service --- --- ---	29	38
Immunisations and Vaccinations --- --- ---	9 - 19	26 - 30
Infant Deaths --- --- ---	3	21
Infectious Disease - Notifications --- --- ---	6	24
Malignant Neoplasms - Deaths due to --- --- ---	4 - 5	22 - 23
Maternity Department - Perth Royal Infirmary --- --- ---	27	37
Measles Vaccination --- --- ---	17	29
Midwifery Service --- --- ---	25 - 26	36
Mortality at the Different Age Groups --- --- ---	2	20
Poliomyelitis Vaccination --- --- ---	14 - 16	28 - 29
Priority Dental Service --- --- ---	28	37
Rubella Vaccination --- --- ---	19	30
School Health Service --- --- ---	7 - 8	25
Tetanus Inoculations --- --- ---	18	30
Tuberculosis --- --- ---	20 - 21	31 - 32
Vaccinations - Smallpox --- --- ---	9 - 10	26
Venereal Disease --- --- ---	31	39
Vital Statistics --- --- ---	1	19

being due to this disease, giving a death rate of .10 per 1,000 of the population. The rate for the whole of Scotland was .15.

DEATHS FROM INFECTION DISEASE During the year 1956 deaths were classified as 'principal infectious diseases', all being due to influenza, giving a death rate of .12 per 1,000 of the population. The rate for the whole of Scotland was .15 and for large burghs .10.

STATISTICAL TABLES

Page no.	Table no.				
41 - 42	33 - 34	---	---	---	Accidents
32 - 34	22 - 23	---	---	---	B.C.G. Vaccination
32	24	---	---	---	Birth Notifications
40	32	---	---	---	Child Welfare Centres
27	11 - 12	---	---	---	Lighting Installation
39	30	---	---	---	Home Visitors - Home Visitation
38	29	---	---	---	Home Nursing Service
26 - 30	9 & 10	---	---	---	Immunisations and Vaccinations
21	3	---	---	---	Infant Deaths
24	4	---	---	---	Infant Mortality
22 - 23	1 - 2	---	---	---	Infant Mortality - Deaths due to
37	13	---	---	---	Infant Mortality - Deaths due to
29	17	---	---	---	Infant Mortality - Deaths due to
36	22 - 23	---	---	---	Maternity Service
20	2	---	---	---	Mortality at the Different Age Groups
28 - 29	14 - 15	---	---	---	Poliovaccines Vaccination
37	28	---	---	---	Priority Dental Service
30	19	---	---	---	Rabies Vaccination
23	7 - 8	---	---	---	School Health Service
30	18	---	---	---	Tetanus Inoculations
31 - 32	20 - 21	---	---	---	Tuberculosis
28	9 - 10	---	---	---	Vaccinations - Cholera
39	31	---	---	---	Veneral Diseases
19	1	---	---	---	Vital Statistics

Digitized by the Internet Archive
in 2016 with funding from
Wellcome Library

REPORT OF THE MEDICAL OFFICER OF HEALTH
FOR THE CITY OF PERTH FOR THE YEAR 1970

VITAL STATISTICS

POPULATION The population as estimated by the Registrar General at 30th June 1970, was 41,623, being a decrease of 31 on the 1969 figure. The population density is 9.8 per acre.

BIRTH RATE The corrected number of births for 1970, was 688 and was a decrease of 3 compared with the 1969 figure. The actual birth rate was 16.5 and was slightly lower than the rate for Scotland which was 16.8 per 1,000 of the population. The rate for large burghs was 17.1 per 1,000 of the population.

ILLEGITIMATE BIRTH RATE The illegitimate birth rate was 12.5 compared with 10.1 per 100 births for 1969. The rate for Scotland was 7.7 and for large burghs 7.0 per 100 births.

STILL BIRTH RATE The still birth rate was 16 per 1,000 births, and was higher than the figure for 1969 when the rate was 10. The rate for the whole of Scotland and for large burghs was the same being 14 per 1,000 births.

DEATH RATE The death rate for 1970 was 13.6 per 1,000 of the population compared with 13.4 for the previous year. The rate adjusted for age and sex distribution was 12.3. The rate for the whole of Scotland was 12.2 and for large burghs 11.5 per 1,000 of the population.

INFANT MORTALITY RATE The infant mortality rate was 16 per 1,000 live births and was an increase compared with the rate for 1969, when it was 14. The rate for the whole of Scotland was 20 and for large burghs 21 per 1,000 live births.

MATERNAL DEATHS There were no maternal deaths during the year. The rate for the whole of Scotland was .19 per 1,000 births.

DEATHS FROM TUBERCULOSIS During the year 4 deaths were classified as being due to this disease, giving a death rate of .10 per 1,000 of the population. The rate for the whole of Scotland was .05.

DEATHS FROM INFECTIOUS DISEASE During the year five deaths were classified as "principal infectious diseases", all being due to influenza, giving a death rate of .12 per 1,000 of the population. The rate for the whole of Scotland was .15 and for large burghs .10.

DEATHS FROM CANCER Of the deaths registered, 128 were due to cancer, being an increase of 13 from the previous year, and giving a death rate of 3.08 per 1,000 of the population. Of the deaths, 67 were males and 61 were females. The rate for the whole of Scotland was 2.4 per 1,000 of the population. Of the 128 deaths, 31 were due to lung cancer, 25 being males and 6 females, giving a death rate of 1.74 per 1,000 of the population. The rate for the whole of Scotland was .66.

DEATHS FROM CORONARY THROMBOSIS There were 154 deaths from coronary thrombosis and arteriosclerotic heart disease, 89 being males and 65 females. One of the deaths was a person between 15 and 24 years of age; 2 were persons between 35 and 44 years, 4 were persons between 45 and 54 years, 34 were persons between 55 and 64 years, and the remaining 113 were persons over 65 years of age.

MARRIAGES The number of marriages registered in the district was 431, giving a rate of 10.4 per 1,000 of the population. The rate for the whole of Scotland was 8.3.

CARE OF MOTHERS AND YOUNG CHILDREN

ANTE-NATAL AND POST-NATAL CLINICS There was a decrease of 1175 in the number of attendances at the ante-natal Clinic compared with the attendances during 1969, the total number of attendances being 6530 of which 3539 were in respect of City patients. The decrease in attendances is accounted for by the number of cases receiving "combined care" by their own family doctors. A total of 1298 persons attended during the year and of that number 657 were resident in the City. During the year 453 patients attended for post-natal examination, 355 of these being resident in the City.

CHILD WELFARE CLINICS The attendances at these clinics during the year totalled 21,109 compared with 18,902 during 1969. Once again I should like to thank the members of the Ladies Committee for the work they do at the Child Welfare Clinics. The following ladies gave their services voluntarily during the year -

Mrs. Andrews	189 Glasgow Road
Mrs. Panton,	Muirend, Burghmuir
Mrs. Nicol	100 Perth Road, Scone
Mrs. Potter,	Tulloch Terrace

It also gives me considerable pleasure to record my thanks to Mrs. Brown, 52 Fairies Road, who assisted voluntarily at Letham Clinic during the year.

The attendances at the various clinics were as follows -

South Street Clinic	7698
Muirton Clinic	3613
Letham Clinic	7134
Tulloch Clinic	2664

MOTHERCRAFT CLASSES During the year 28 special sessions were arranged at the Child Welfare Centres for the purpose of giving talks and demonstrations to expectant mothers. The total number of attendances at these classes was 199.

BIRTH NOTIFICATIONS There were 1350 births notified as occurring within the City, being an increase of 2 from the previous year. In 687 cases the usual place of residence of the mother was within the City and was an increase of 18 compared with the 1969 figure. In addition 6 births in respect of City mothers occurred outwith the area, mainly in hospitals in Dundee. 12.4 per cent of the City births were home confinements.

INFANT MORTALITY There was an increase in the infant mortality rate, the figure for 1970 being 16 per 1,000 live births as compared with for the previous year.

Almost 64 per cent of the deaths of children under one year of age occurred in the first month of life compared with 70 per cent during 1969. Of the 7 deaths occurring in the first month of life, 6 occurred within 48 hours of birth. In five cases the mothers were confined in hospital. For the causes of death reference should be made to Table No.3.

The perinatal mortality rate which takes account of still births and deaths of infants during the first week of life was 26 per 1,000 births compared with 15.8 per 1,000 for 1969. The rate for Scotland was 25.

PREMATURE INFANTS One premature infant required removal to Perth Royal Infirmary for special care and attention.

Of the 693 births in respect of persons whose usual place of residence is within the City, 55 were premature. In all but two of these cases confinement had taken place in hospital. In 11 cases the babies were still born.

"AT RISK" REGISTER An "At Risk" Register has been maintained and at the end of the year the following numbers of children were receiving special supervision -

Children born during 1970	85
Children born during 1969	147
Children born 1965 - 1968	<u>287</u>
	<u>519</u>

REGISTER OF HANDICAPPED PERSONS The Health Department continues to maintain a Register of Handicapped Pre-School and School Children, and the Social Work Department maintains the Register for persons over school age. At the end of the year there were 24 pre-school and 187 school children on the register.

UNMARRIED MOTHERS AND THEIR CHILDREN Three unmarried mothers and their children whose permanent addresses were within the City were provided with care and attention at Melville House, 129 Scott Street. During the year this voluntary organisation carried out the work connected with six adoption cases.

ILLEGITIMATE BIRTH RATE During the year 86 illegitimate births were credited to this area, giving an illegitimate birth rate of 12.5 per 100 live births. The rate for Scotland was 7.7. The following are the rates since 1955 -

	<u>Perth Burgh</u>	<u>Scotland</u>		<u>Perth Burgh</u>	<u>Scotland</u>
1955	5.8	4.3	1963	7.2	5.2
1956	5.0	4.3	1964	9.0	5.4
1957	5.8	4.1	1965	8.6	5.8
1958	4.7	4.1	1966	9.1	6.4
1959	5.1	4.2	1967	10.2	6.9
1960	6.0	4.4	1968	11.9	7.4
1961	5.3	4.6	1969	10.1	7.5
1962	7.3	4.8	1970	12.5	7.7

WELFARE FOODS Welfare Foods continue to be distributed from the Distribution Centre at 22 York Place and from the Child Welfare Clinics. For comparison purposes, figures are given of the numbers of the various foods issued during the first two years that the distribution was undertaken by the Local Authority and the numbers issued during the years 1969 and 1970 -

	<u>1955</u>	<u>1956</u>	<u>1969</u>	<u>1970</u>
<u>22 YORK PLACE</u>				
National Dried Milk	17695	17968	805	465
Cod Liver Oil	4047	3327	320	217
Orange Juice	23460	23236	4654	5452
Vitamin Tablets	1557	1349	223	231

	<u>1955</u>	<u>1956</u>	<u>1969</u>	<u>1970</u>
<u>CHILD WELFARE CLINICS</u>				
National Dried Milk	5311	5168	676	369
Cod Liver Oil	1570	1648	441	402
Orange Juice	8994	9780	7427	8373
Vitamin Tablets	448	404	344	340

In addition the following proprietary foods were sold at the Child Welfare Clinics during the year -

8703 packets of dried milk
 1892 vitamin preparations
 630 packets of cereal
 304 other foods

DENTAL CARE The scheme outlined in previous reports has continued to operate satisfactorily. During the year, 1635 persons in the priority classes were examined - 451 expectant mothers, 479 nursing mothers, and 705 pre-school children. During the year 107 full or partial sets of dentures were supplied to expectant and nursing mothers.

PREVENTION OF BREAK-UP OF FAMILIES A total of 17 cases were dealt with throughout the year. Monthly meetings of the committee set up to deal with these cases continued to be held.

MARRIAGE GUIDANCE 40 requests for help were received during the year. This number is 13 less than the number dealt with during the previous year. During the year the Counsellors conducted 71 interviews. There is still a great need for suitable members of the public to come forward to train as Counsellors for this important work.

PERTH BRANCH OF THE FAMILY PLANNING ASSOCIATION The Perth Branch of the Family Planning Association has now completed its 22nd year, the premises being provided to the Branch free of charge by the Town Council. During 1970, the Town Council entered into agency arrangements with the Family Planning Association. Details of this scheme which came into operation in 1971 will be given in the report for 1971. The following is an analysis of the new cases dealt with and of the attendances at the clinic during 1970 -

ANALYSIS OF NEW CASES

Areas from which patients came

Perth City	126
Perth & Kinross Counties	96
Fife County	4
	<u>226</u>

Ages of New Patients

Under 20 years	19
20-24 years	85
25-29 years	53
30-34 years	39
Over 34 years	30
	<u>226</u>

Type of Advice Given

Birth Control	202
Sub Fertility	2
Cytology	2
Consultation	20
	<u>226</u>

Source from which Patients came

Hospital	17
Local Authority	5
Clinic patient or friend	69
Family Doctor	76
Press, radio, T.V., etc.	22
Association Transfers	37
	<u>226</u>

No. of Pregnancies at 1st Visit

None	70
One	45
Two	64
Three	36
Four	9
Five	1
Six or more	1
	<u>226</u>

ATTENDANCES

No. of individual patients	680
New Patients (including transfers)	226
Additional teaching visits and check visits	1372
Visits to Clinic for supplies only	171
No. of Clinic Sessions during year (Morning 48: Evening 26)	74
Cytological Smears	271

DOMICILIARY MIDWIFERY

Eight full-time and one part-time Nurse/midwives are employed. During the year 7 pupil midwives from Perth Royal Infirmary received instruction and training from the Midwives on the district, and the Medical Officer of Health gave four courses of lectures to the pupil midwives at the Maternity Department of the Infirmary.

TRANSPORT ARRANGEMENTS All the nurses either receive a car allowance and use their own cars or have a car provided by the Local Authority.

MATERNITY OUTFITS Maternity outfits are provided for maternity cases, distribution being undertaken by the midwife in charge of the case or by the patient or a relative calling at the Health Department to collect the container.

SUPERVISION OF MIDWIVES The equipment and records of the midwives practising in the area are inspected at regular intervals by the Superintendent Nursing Officer in her capacity as Supervisor of Midwives.

DOMICILIARY CONFINEMENTS 126 applications for domiciliary confinement were received during the year. This number compares with 155 during 1969. In addition 105 cases were booked for "early discharge" hospital confinement. 86 confinements were conducted during the year compared with 108 during 1969. 23 cases who received ante-natal care by the domiciliary midwives were admitted to and confined in hospital. These cases and an additional 129 cases who had been booked for hospital confinement and who were discharged on the 2nd/3rd day following confinement, received post-natal care at home by the Domiciliary Midwives.

ANALGESIA All the midwives employed by the Local Authority hold the certificate for the administration of analgesia, which is administered by six Entonox machines. During the year 59 patients received Entonox and in addition 56 patients were given pethidine.

HOME NURSING

The duties of the Home Nursing Service are carried out by eight full-time and one part-time Nurse/Midwives.

Of the 14,309 visits paid by the nurses, no less than 11,869 or 83% were paid to the homes of aged persons. These figures show that this service continues in no small measure to relieve the pressure on hospital beds for aged persons. Of the 14,309 visits, 4061 were for the purpose of giving injections of one kind or another - penicillin, streptomycin, morphia, insulin, etc.

During the year 20 trainee nurses from Perth Royal Infirmary received instruction and training from the nurses on the district.

The two patient hoists which were made available by the local Branch of the Multiple Sclerosis Society, continue to be of great assistance to the nurses in their work.

MEDICAL LOAN DEPOT

144 articles were loaned out during the year to persons being nursed at home. The following is a list of the articles which are available.

- | | |
|------------|--------------------|
| Bed Pans; | Bed Bottles |
| Bed Rests | Bed Cages; |
| Air Rings; | Mackintosh Sheets. |

NURSING HOMES (SCOTLAND) REGISTRATION ACT 1938

The one home in the City registered under this Act was visited during the year. This home caters for medical, surgical and geriatric cases.

HEALTH VISITING

During the year Tuberculosis Prevention and the after-care of persons suffering from mental illness or mental deficiency were carried out by one Health Visitor. The two School Nurses are employed by the County Council.

The following is a list of the visits carried out by the Health Visitors during the year -

Children born during 1970	5041
Children born during 1969	4861
Children born 1965 - 1968	6488
School children	199
Expectant Mothers	1129
Aged persons	976
Tuberculosis cases	386
After-care of Mental Health patients	286
Hospital after-care	279
Visits in connection with Infectious Disease	329
Other visits	107
School Health Service	18049 examinations

Discharges of aged persons from the various hospitals are notified to the Health Department, and the Health Visitors follow up these cases and arrange for the necessary after-care. During the year 976 visits were paid to aged persons.

SCHOOL MEDICAL SERVICE

MEDICAL INSPECTIONS During the year the Medical Officers of the Health Department carried out 1577 routine medical inspections. In addition 141 special examinations, 310 examinations of employed children, and 935 re-examinations were carried out. 18,049 examinations were carried out by the School Nurses, principally in connection with cleanliness inspections and the follow-up of children found to be suffering from

defects at routine medical inspections. They also carried out 701 vision examinations.

A synopsis of the work carried out by the Health Department is contained in Tables 7 and 8. For more detailed information reference should be made to the Report of the County Medical Officer.

B.C.G. VACCINATION OF SCHOOL CHILDREN Of the 739 children born during 1957 attending City schools, acceptance for B.C.G. vaccination was received in respect of 722, giving an acceptance rate of 97.7%. During 1970, 555 children born during 1957 were tested, 545 receiving B.C.G. vaccine. In addition 44 children who had been absent the previous year were tested, all being vaccinated with B.C.G. Since the scheme commenced in 1953, 11527 children have been tested, 9484 of these receiving B.C.G. vaccine.

VACCINATION AND IMMUNISATION

VACCINATION AGAINST SMALLPOX 613 primary vaccinations were carried out during the year compared with 474 during the previous year. 268 of the vaccinations were carried out at the Local Authority's clinics and the remainder were done by general practitioners.

As a result of a survey carried out at the end of the year, it was found that 78% of entrants to City schools had been vaccinated against smallpox. Of all the children examined at routine medical inspections at City schools 84.7% were found to have been vaccinated.

1176 re-vaccinations were carried out during the year. 279 of these were in respect of school entrants, 435 14 year olds, and the remainder were principally in respect of persons going abroad.

IMMUNISATION AGAINST DIPHTHERIA This is now the 23rd consecutive year in which there has been no case of diphtheria in the City, and it is now 25 years since anyone died from the disease in the City. A survey at the end of the year showed that 96.4% of entrants to City schools had been immunised against diphtheria. Of all children examined at routine medical inspections at City schools, 96.3% were found to have been immunised against this disease.

611 children were immunised for the first time during the year compared with 227 during the previous year. Of these 367 were immunised at the Child Welfare Centres and 244 by general practitioners. All were inoculations against diphtheria, whooping cough and tetanus.

668 children received a re-inforcing inoculation on entry to school. 340 of the inoculations were carried out at the Child Welfare Centres, 114 by Medical Officers at routine medical inspections at school, and 214 by general practitioners.

VACCINATION AGAINST POLIOMYELITIS During the year 619 persons received a third inoculation of oral Poliomyelitis vaccine. 1234 re-inforcing inoculations were given - 626 to entrants to school and 572 to 14 year olds.

From the inception of the scheme until the end of the year a total of 28,021 persons have had a complete course of poliomyelitis vaccine. For a detailed analysis of figures relating to poliomyelitis vaccination reference should be made to Tables No.14 to 16.

A survey at the end of the year showed that 96.8% of entrants to City schools had been immunised against poliomyelitis, and of all the children examined at routine medical inspections 96.2% were found to have been immunised against this disease.

MEASLES VACCINATION During the year 654 children were vaccinated against measles, 482 of the inoculations being carried out at the Child Welfare Centres and 172 by general practitioners.

TETANUS VACCINATION During the year 530 14 year olds received a "booster" inoculation of Tetanus vaccine at school.

RUBELLA (GERMAN MEASLES) VACCINE A scheme for the vaccination of girls against Rubella was commenced during the year. Towards the end of the year 216 inoculations were given - 196 by School Medical Officers and 21 by general practitioners.

PREVENTION OF ILLNESS - CARE & AFTER-CARE

A. TUBERCULOSIS

TRACING OF INFECTION 345 contacts of cases of tuberculosis were examined during the year compared with 267 during the previous year. Of the contacts examined two were found to be suffering from tuberculosis.

HOUSING One family in which there was a case of tuberculosis was rehoused during the year, making a total of 284 such families rehoused during the past 23 years.

NOTIFICATIONS There were 17 notifications of new cases of respiratory tuberculosis compared with 18 during the previous year. In 1950, 75 cases were notified.

The number of notifications of non-respiratory tuberculosis was four, compared with one during the previous year.

SUPPLY OF EXTRA NOURISHMENT, ETC. During the year 17 domiciliary cases of tuberculosis were supplied with one pint of milk per day at a total cost of £252 : 14 : 10.

CO-OPERATION WITH THE DEPARTMENT OF EMPLOYMENT AND PRODUCTIVITY No person who had suffered from tuberculosis was placed in employment during the year.

B.C.G. VACCINATION 77 contacts of cases of tuberculosis were tested and as a result 72 were vaccinated with B.C.G. vaccine. In addition 116 nurses, etc., were tested and of these 27 received B.C.G. vaccine.

During the year 160 thirteen year olds were tested at Perth Academy, 156 being vaccinated with B.C.G. vaccine; of the 226 thirteen year olds tested at Perth High School, 221 were vaccinated; of the 62 thirteen year olds tested at St. Columba's School 61 were vaccinated; and of the 107 thirteen year olds tested at Goodlyburn Secondary School all received B.C.G. vaccine. In addition 44 children who had been absent during the previous year were tested, all being vaccinated with B.C.G. vaccine. The arrangement has continued whereby the Area Chest Physician x-rays immediately all children showing a positive re-action to the test, and thereafter they are examined at regular intervals.

To the end of the year 13,837 persons had been tested under the B.C.G. scheme since its inception in 1950, and of that number 11,796 had been vaccinated against this disease.

MASS RADIOGRAPHY SERVICE During November/December the Mass Radiography Unit from Glasgow operated in Perth, when 1233 persons were x.rayed. 42 persons were recalled for further examination. Of those re-examined 10 were found to have pulmonary tuberculosis (9 being known cases and 1 an inactive case) and 14 were found to have other abnormalities.

B. MALIGNANT/

B. MALIGNANT DISEASE

LUNG CANCER Throughout the year the steps outlined in previous reports to publicise the relationship between smoking and cancer of the lungs were continued. During the year of the deaths registered 31 were due to lung cancer, compared with 30 during the previous year. 25 of the deaths were males and 6 were females. The average age at death for the males was 67 years and for the females 70 years.

The following statistics relate to deaths due to lung cancer in persons whose normal place of residence was within the City of Perth -

1954	14 deaths	1963	32 deaths
1955	14 "	1964	21 "
1956	11 "	1965	25 "
1957	17 "	1966	25 "
1958	19 "	1967	25 "
1959	24 "	1968	30 "
1960	20 "	1969	30 "
1961	28 "	1970	31 "
1962	28 "		

DEATHS DUE TO MALIGNANT NEOPLASMS OF BREAST, CERVIX, OVARIES & UTERUS

The following are the numbers of deaths in these categories during the years 1960 to 1970. For more detailed information regarding these deaths reference should be made to Table No.4. and Table No.5.

	<u>Breast</u>	<u>Cervix</u>	<u>Ovaries & Uterus</u>
1960	12	1	3
1961	5	2	2
1962	7	-	1
1963	13	1	3
1964	7	3	6
1965	11	1	4
1966	13	2	7
1967	11	7	3
1968	10	4	3
1969	10	1	4
1970	14	4	4

CERVICAL CYTOLOGY A Well-Woman Clinic is conducted at Perth Royal Infirmary, sessions being held on the first, second and third Tuesdays of each month. The Local Authority contributes towards the cost of providing medical officers for the conducting of these clinics. The

scheme is operated by the Perth Area Committee, consisting of representatives of all the services concerned.

The following statistics relate to smears tested during the year at the Laboratory at Perth Royal Infirmary -

	<u>Perth City</u>	<u>Perth & Kinross Counties</u>
Under 20 years of age	12	4
20 to 24 years of age	122	105
25 to 29 years of age	212	196
30 to 34 years of age	172	158
35 to 39 years of age	132	152
40 to 44 years of age	96	159
45 to 49 years of age	92	101
50 to 54 years of age	44	69
55 years of age and over	73	132
TOTALS	<u>955</u>	<u>1076</u>

CATEGORIES

1. Negative - Normal cells only	808	908
2. Negative - Atypical no infection	8	17
3. Suspicious abnormal but not diagnostic	4	3
4. Positive - strongly suggestive of malignancy	5	8
5. Positive - considered malignant	-	-
6. Negative - Atypical - infection	25	20
9. Unsatisfactory Smear	105	120
TOTALS	<u>955</u>	<u>1076</u>

C. CHIROPODY SERVICE IN THE CITY

The arrangements outlined in previous reports have continued to function satisfactorily. A service is provided for aged persons (women over 60 and men over 65 years of age) who are not engaged in remunerative employment. During the year an average of ten sessions was held each week.

The following statistics give details of the work carried out under the Chiropody scheme each year since the inception of the service -

E. HEALTH EDUCATION

During the year health talks and film shows were given to various organisations and associations in the City.

The revised issues of the booklet "You and Your Baby" Part I and II continue to be distributed from the Child Welfare Centres and the Welfare Food Distribution Centre at York Place. These booklets are greatly appreciated by those who receive them.

The need for regular dental care is advocated by means of special notices and posters displayed in doctors and dentists waiting rooms and at the Child Welfare Centres.

Mothercraft talks are held for nursing and expectant mothers at the Child Welfare Clinics, and as already mentioned in this report, 28 special sessions were held for this purpose at which there were 199 attendances. These talks and demonstrations are greatly appreciated by the mothers-to-be.

F. CONVALESCENT HOME PROVISION

No convalescent homes are maintained by the Local Authority.

CONTROL OF INFECTIOUS DISEASE

There were 112 cases of infectious disease notified to me during the year. As already mentioned in this report this is the 23rd year in succession in which there has been no case of diphtheria and it is now 25 years since there was a death from this disease in the City.

SCARLET FEVER During the year there was a decrease in the number of notifications of scarlet fever. 6 cases were notified compared with 8 during the previous year. None of the cases required admission to hospital and there were no deaths from the disease.

WHOOPIING COUGH Three cases of whooping cough were notified during the year.

POLIOMYELITIS No case of poliomyelitis was notified during the year.

DYSENTERY 3 cases of dysentery were notified, 2 being admitted to hospital.

FOOD POISONING No case of food poisoning was notified during the year. During the previous year 122 cases were notified.

VIRAL HEPATITIS During the year 74 cases of Viral Hepatitis were notified, compared with 92 cases during the previous year. Two of the cases were treated in hospital.

MEASLES 2 cases of measles were notified during the year, neither requiring admission to hospital.

HOSPITAL TREATMENT OF INFECTIOUS DISEASE

22 cases of infectious disease or suspected infectious disease were admitted to King's Cross Hospital, Dundee, compared with 53 cases during 1969. Of those admitted 2 were cases of dysentery, 7 gastro-enteritis, 2 viral hepatitis, 1 scabies, and the remainder were admitted for observation, etc.

WATER SUPPLY

The bacteriological quality of the water has been of the highest order throughout the year. Full use of the chemical treatment plant has resulted in a very clear water and free from algae troubles.

Very recently, Turret water has been introduced into the Town's supply and at present feeds the new housing area and industrial site at North Muirton.

RIVERS (PREVENTION OF POLLUTION) (SCOTLAND) ACTS 1951 AND 1965

The Tay River Purification Board have continued to control the discharges of trade and sewage effluents to non-tidal waters to ensure that either stream conditions are improved or that satisfactory conditions are maintained. This work is essential in maintaining the quality of river water abstracted for use as the Perth and District Water Supply.

The most important step in the Board's work was the granting by the Secretary of State of a Tidal Water Order which came into operation on the 1st December 1970. This enables the Board to get full control over all discharges of trade and sewage effluents discharged to the tidal sections of the River Tay and its tributaries.

No applications for new outlets or new discharges under Section 28 of the Rivers (Prevention of Pollution) (Scotland) Act 1951 were received from within the Burgh.

During the year the Board received four complaints of pollution within the Burgh. All four complaints concerned oil in the River Tay or tributary streams and action was taken to prevent further pollution from these sources.

GENERAL SICKNESS

The following gives details of new claims for sickness benefit made to the local office of the Ministry of Social Security which deals with Perth and District -

	<u>TOTAL</u>	<u>AVERAGE No. PER WEEK</u>
January	2695	674
February	1317	329
March	1504	301 (5)
April	850	212
May	756	189
June	749	150 (5)
July	619	155
August	555	139
September	1002	200 (5)
October	846	212
November	921	230 (5)
December	1127	225 (5)
	<u>12941</u>	<u>249</u>
Quarterly Average		3235
	<u>Total for</u>	<u>Relation to</u>
	<u>Quarter</u>	<u>Average</u>
First Quarter	5516	+ 2281
Second Quarter	2355	- 880
Third Quarter	2176	- 1059
Fourth Quarter	2894	- 341

MENTAL/

MENTAL HEALTH SERVICES

The Occupation Centre under the auspices of the County Council provides care for 25 children, and Glebe School at Scone caters for educationally subnormal children. At the end of the year there were one resident and 36 day children from Perth City in attendance at Glebe.

CHILD GUIDANCE SERVICE The Child Guidance service has continued and during the year 119 children from the City were treated. At the end of the year the number of Perth City cases awaiting investigation and possible treatment was 7.

VENEREAL DISEASE

Three new cases of acquired syphilis were treated during the year. This number is the same as for the previous year. 54 new cases of gonorrhoea were treated during the year and is a decrease of 32 cases compared with the number of new cases in 1969. In addition 68 new cases of venereal conditions other than syphilis, gonorrhoea and chancroid were dealt with during the year.

Every opportunity is taken at the various health talks and film shows to stress to the public the importance of prevention of venereal disease.

ORTHOPAEDIC SERVICE

120 pre-school City children attended for the first time at the Orthopaedic Clinic. At the end of the year 471 pre-school City children were attending for treatment and supervision. During the year 11 pre-school City children were admitted to hospital for treatment of orthopaedic conditions.

TABLE No.1

VITAL STATISTICS

Estimated Population (Middle of 1970)	41,623	Area of Burgh	4,752 acres
Population (1961 Census)	41,196	No. of inhabited houses	15,066
Estimated Pre-School Population	3,500	Rateable Value (1970/1971)	£1,320,895
Estimated School Population	7,500		

	Corrected Number	Rate per 1,000 of Estimated Population	Rate for 1969	Rate for	
				Scotland	Large Burghs
Births (Total Live)	688	16.5	16.6	16.8	17.1
Births - Illegitimate (per 100 live births)	86	12.5	10.1	7.7	7.0
Still Births per 1,000 Births, including Still Births	11	16.0	10.0	14.0	14.0
Deaths (all causes)	567	13.6	13.4	12.2	11.5
Deaths from -					
Tuberculosis	4	.10	-	.05	-
Tuberculosis Respiratory	4	.10	-	.04	-
Epidemic Diseases	5	.12	.05	.15	.10
Cancer (all forms)	128	3.08	2.76	2.4	-
Cancer (respiratory system)	31	.74	.72	.66	-
Diseases of Heart	182	4.4	3.8	4.1	-
Diseases of Respiratory System (Non-tuberculous and non-Malignant)	46	1.1	1.8	1.2	-
Diseases of the 'Circu- latory System	116	2.8	3.1	1.9	-
Children under 1 year (per 1,000 live births)	11	16	14	20	21
Children under 1 month per 1,000 live births)	7	10.2	7	12.8	-
Women in childbirth (per 1,000 births including still births)	-	-	-	.19	-

TABLE No.2

MORTALITY AT THE DIFFERENT AGE GROUPS

	1969			1970		
	M.	F.	TOTAL	M.	F.	TOTAL
Under 1 year	6	4	10	4	7	11
1 and under 5 years	3	1	4	1	-	1
5 and under 10 years	1	-	1	-	2	2
10 and under 15 years	2	-	2	-	-	-
15 and under 25 years	1	2	3	2	3	5
25 and under 35 years	2	-	2	3	2	5
35 and under 45 years	8	4	12	4	5	9
45 and under 55 years	18	13	31	15	24	39
55 and under 65 years	52	37	89	64	24	88
65 and under 75 years	85	73	158	93	80	173
75 and under 85 years	66	95	161	63	76	139
85 years and over	32	53	85	36	59	95
TOTALS	276	282	558	285	282	567

TABLE No. 3
INFANT DEATHS

	Under 1 week		1 & under 4 weeks		1 & under 3 months		3 & under 6 months		6 & under 12 months		TOTAL	
	M.	F.	M.	F.	M.	F.	M.	F.	M.	F.	M.	F.
	TOTAL		TOTAL		TOTAL		TOTAL		TOTAL		TOTAL	
Birth injuries	4	3	-	-	-	-	-	-	-	-	4	3
Prematurity & Diseases of early Infancy	-	-	-	-	-	1	-	-	-	-	-	1
Congenital Malformations	-	-	-	-	-	-	-	-	-	-	-	-
Accidents in the Home	-	-	-	-	-	-	-	-	-	-	-	-
Pneumonia & other General Diseases	-	-	-	-	-	-	3	-	-	-	-	-
TOTALS	4	3	-	-	-	1	3	-	-	4	7	11

TABLE No. 4

DEATHS DUE TO MALIGNANT NEOPLASMS

YEAR	Respiratory System		Lymphatic Tissues & Leukaemia		Breast	Cervix	Ovaries etc.	Prostate	Digestive System		Others		TOTAL	
	M.	F.	M.	F.					M.	F.	M.	F.	M.	F.
1960	18	2	1	3	12	1	3	-	11	22	4	7	34	50
1961	24	4	2	3	5	2	2	2	22	20	4	13	54	49
1962	22	6	3	3	7	-	1	1	22	24	2	9	50	50
1963	28	4	3	3	13	1	3	5	19	22	7	9	62	55
1964	17	4	6	2	7	3	6	3	14	15	11	7	51	44
1965	24	1	2	4	11	1	4	3	20	18	4	11	53	50
1966	21	4	3	3	13	2	7	2	20	27	5	2	51	58
1967	20	5	4	5	11	7	3	2	17	18	5	7	48	56
1968	22	8	4	6	10	4	3	4	18	9	21	19	69	59
1969	23	7	3	3	10	1	4	1	17	25	9	12	53	62
1970	25	6	1	4	14	4	4	.6	18	15	17	14	67	61

TABLE No. 5

DEATHS DUE TO MALIGNANT NEOPLASMS DURING 1970

	AGE GROUPS										TOTAL			
	15-24	25-34	35-44	45-54	55-64	65-74	75-84	85+	TOTAL					
	M. F.	M. F.	M. F.	M. F.	M. F.	M. F.	M. F.	M. F.	M. F.	M. F.				
Malignant Neoplasm of														
Trachea, Bronchus and Lung	-	-	-	1	9	2	11	2	3	2	1	-	25	6
Lymphatic tissue	-	-	-	2	-	-	1	1	-	-	-	1	1	4
Breast	-	-	1	4	-	1	-	4	-	2	-	2	-	14
Cervix	-	-	-	1	-	1	-	2	-	-	-	-	-	4
Ovaries etc.	-	-	-	1	-	2	-	1	-	-	-	-	-	4
Prostate	-	-	-	-	1	-	2	-	3	-	-	-	6	-
Digestive System	-	-	-	3	4	3	7	5	3	3	1	1	18	15
Others	1	-	-	1	7	1	5	3	1	6	2	1	17	14
TOTALS	1	-	-	5	21	10	26	18	10	13	4	5	67	61

TABLE No. 6

INFECTIOUS DISEASE

	AGE INCIDENCE OF CONFIRMED CASES OF INFECTIOUS DISEASE NOTIFIED DURING										TOTAL	Cases re-removed to Hospital	Cases not removed to Hospital
	Under 1	1 and under 5	5 and under 15	15 and under 25	25 and under 35	35 and under 45	45 and under 65	65 and upwards	1970				
Dysentery	-	2	1	-	-	-	-	-	-	-	3	2	1
Measles	-	2	-	-	-	-	-	-	-	-	2	-	2
Pneumonia, Acute Primary	-	-	-	-	-	-	1	-	1	-	2	-	2
Puerperal Pyrexia	-	-	-	-	1	-	-	-	-	-	1	-	1
Scarlet Fever	-	2	4	-	-	-	-	-	-	-	6	-	6
Tuberculosis Respiratory	-	1	3	2	-	4	-	3	4	4	17	9	8
Tuberculosis Non-Respiratory	-	-	-	-	-	2	-	-	2	4	4	4	-
Viral Hepatitis	-	4	49	5	8	4	4	4	-	-	74	2	72
Whooping Cough	-	-	3	-	-	-	-	-	-	-	3	-	3
TOTALS	-	11	60	7	9	10	8	7	112	17	95		

TABLE No. 7

SCHOOL HEALTH SERVICE

SCHOOL MEDICAL INSPECTIONS CARRIED OUT BY THE MEDICAL OFFICERS OF THE CITY HEALTH DEPARTMENT

Entrants	13 year olds	Other age groups	Vision Examinations	Specials	Re-examinations	Employed Children	TOTAL
528	956	93	701	141	935	310	3664

TABLE No. 8

SCHOOL HEALTH SERVICE - VISITS BY SCHOOL NURSES

No. of Visits paid to Schools & School Clinic	No. of Cleanliness Inspections carried out	No. of other Examinations carried out	No. of Visits paid to children's homes
734	17636	413	199

TABLE No. 9

SMALLPOX VACCINATION

	"Takes"	No Local Re-action	Not Examined	TOTAL
No. Vaccinated at Child Welfare Centres	267	-	1	268
No. Vaccinated by General Practitioners	333	9	3	345
TOTALS	600	9	4	613

TABLE No. 10

REVACCINATIONS

	"Takes"	No Local Re-action	Not Examined	TOTAL
<u>SCHOOL ENTRANTS</u>				
Revaccinated at C.W.Cs.	20	-	157	177
by G.Ps.	77	6	10	93
at School	-	-	9	9
<u>14 YEAR OLDS</u>				
Revaccinated at School	361	35	35	431
by G.Ps.	4	-	-	4
<u>OTHER REVACCINATIONS</u>				
at C.W.Cs.	-	-	2	2
by G.P.S.	382	15	63	460
TOTALS	844	56	276	1176

TABLE No. 11

DIPHTHERIA IMMUNISATION

	YEAR OF BIRTH						TOTAL
	1965 or earlier	1966	1967	1968	1969	1970	
Immunised at C.W.Cs.	3	3	3	62	296	-	367
by G.Ps.	4	2	1	72	164	1	244
TOTALS	7	5	4	134	460	1	611

TABLE No. 12

DIPHTHERIA IMMUNISATION - MAINTENANCE INOCULATIONS

	YEAR OF BIRTH						TOTAL
	1964 or earlier	1965	1966	1967	1968	1969	
Immunised at C.W.Cs.	2	317	22	-	-	-	341
by G.Ps.	21	197	5	2	8	4	237
at School	-	114	-	-	-	-	114
TOTALS	23	628	27	2	8	4	692

TABLE No. 13

DIPHTHERIA IMMUNISATIONS

Average No. Immunised during 5 year period		Total No. Immunised during Year			
1940 - 1944	794	1960	615	1966	784
1945 - 1949	698	1961	788	1967	754
1950 - 1954	724	1962	626	1968	770
1955 - 1959	690	1963	761	1969	227
		1964	916	1970	611
		1965	780		

TABLE No. 14
VACCINATION AGAINST FOLIOMYELITIS

	No. who have received two injections or three doses of oral vaccine						Others	TOTAL	Total No. who have received a 3rd inoculation following two injections	Total No. of Re-inforcing inoculations
	Children born 1969	Children born 1968	Children born 1967	Children born 1966	Children born 1965	TOTAL				
1961 & earlier	-	-	-	-	-	-	18007	18007	15226	4179
1962	-	-	-	-	-	-	4037	4037	1528	796
1963	-	-	-	-	-	-	913	913	52	682
1964	-	-	-	-	-	-	947	947	-	511
1965	-	-	-	-	162	-	638	800	-	527
1966	-	-	-	178	536	-	157	871	-	477
1967	-	-	162	477	27	-	35	701	-	832
1968	-	203	462	23	8	-	25	721	-	723
1969	5	343	32	5	10	-	10	405	-	1340
1970	492	105	5	3	5	-	9	619	-	1234
TOTALS	497	651	661	686	748	24778	28021	16806	11301	

TABLE No. 15

POLIOMYELITIS VACCINATION

	YEAR OF BIRTH						TOTAL
	1964 or earlier	1965	1966	1967	1968	1969	
Vaccinated at C.W.Cs.	2	4	3	4	40	295	348
by G.Ps.	7	1	-	1	65	197	271
TOTALS	9	5	3	5	105	492	619

TABLE No. 16

POLIOMYELITIS RE-VACCINATION

	YEAR OF BIRTH						TOTAL
	Adults	1955	1956-64	1965	1966	1967-69	
Vaccinated at C.W.Cs.	3	1	3	336	22	-	365
by G.Ps.	16	2	17	127	4	9	175
at School	-	568	-	126	-	-	694
TOTALS	19	571	20	589	26	9	1234

TABLE No. 17

MEASLES VACCINATION

	YEAR OF BIRTH						TOTAL
	1965 or earlier	1966	1967	1968	1969	1970	
Vaccinated at C.W.cs	23	24	21	150	264	-	482
by G.Ps.	21	10	12	55	72	2	172
TOTALS	44	34	33	205	336	2	654

TETANUS VACCINATION

	YEAR OF BIRTH			TOTAL
	1958	1957	1956	
Children born prior to 1955	10			
Children born during 1955		3		
Adults			92	
TOTALS	10	3	92	635

	YEAR OF BIRTH				TOTAL
	1958	1957	1956	1955 or earlier	
Vaccinated by General Practitioners	4	7	8	2	21
Vaccinated at School	-	-	196	-	196
TOTALS	4	7	204	2	217

TABLE No. 19

RUBELLA VACCINATION

	YEAR OF BIRTH				TOTAL
	1958	1957	1956	1955 or earlier	
Vaccinated by General Practitioners	4	7	8	2	21
Vaccinated at School	-	-	196	-	196
TOTALS	4	7	204	2	217

TABLE No. 20

TUBERCULOSIS

RETURN OF CASES NOTIFIED DURING THE YEAR IN WHICH DIAGNOSIS OF TUBERCULOSIS HAS BEEN CONFIRMED

		Under 1	1 and under 5	5 and under 15	15 and under 25	25 and under 35	35 and under 45	45 and under 65	65 and upwards	TOTAL
RESPIRATORY	Males	-	1	1	2	-	3	2	3	12
	Females	-	-	2	-	-	1	1	1	5
	TOTAL	-	1	3	2	-	4	3	4	17
NON-RESPIRATORY	Males	-	-	-	-	-	1	-	-	1
	Females	-	-	-	-	-	1	-	2	3
	TOTAL	-	-	-	-	-	2	-	2	4
TOTAL RESPIRATORY AND NON-RESPIRATORY		-	1	3	2	-	6	3	6	21

TABLE No. 21

TUBERCULOSIS

RETURN OF NUMBER OF PERSONS RESIDENT IN THE AREA AT 31st DECEMBER 1970,
WHO WERE KNOWN TO BE SUFFERING FROM RESPIRATORY TUBERCULOSIS

	Under 1	1 and under 5	5 and under 15	15 and under 25	25 and under 35	35 and under 45	45 and under 65	65 and upwards	TOTAL
NON-EXCRETORS	Males	2	6	3	4	17	50	27	109
	Females	-	5	5	9	26	18	3	66
EXCRETORS (Non-Resistant)	Males	-	-	-	-	1	-	-	2
	Females	-	1	-	1	-	-	1	3
EXCRETORS (Resistant)	Males	-	-	-	-	-	-	-	-
	Females	-	-	-	-	-	-	-	-
TOTALS	-	2	12	9	14	44	68	31	180

TABLE No. 22

B.C.G. VACCINATION

	Tuberculin Tested		Negative Re-actors		Successfully Vaccinated	
	M.	F.	M.	F.	M.	F.
(a) Nurses	7	104	2	25	2	25
(b) Laboratory Technicians	1	4	-	-	-	-
(c) Contacts	41	36	39	33	39	33
(d) Special Groups not included above - (i) School Leavers	308	291	301	288	301	288
(ii) New-Born Babies	-	-	-	-	-	-
(e) Others	-	-	-	-	-	-
TOTALS	357	435	342	346	342	346

TABLE No. 23

B.C.G. VACCINATION - SCHOOL CHILDREN

	No. of Forms Issued	Acceptances		Total No. Tested	Children with Positive Re-action		Children with Negative Re-action & Vaccinated	
		No.	%age		No.	%age	No.	%age
<u>PERTH ACADEMY</u> Boys (1957's) Girls (1957's)	98	98	100	84	3	4.0	81	96.4
	105	104	99.5	76	1	2.5	75	98.7
<u>PERTH HIGH SCHOOL</u> Boys (1957's) Girls (1957's)	157	151	96.2	116	3	2.6	113	97.4
	158	154	97.5	110	2	1.8	108	98.2
<u>ST. COLUMBA'S</u> Boys (1957's) Girls (1957's)	43	43	100	36	1	2.8	35	97.2
	28	28	100	26	-	-	26	100
<u>GOODLYEBURN SECONDARY</u> Boys (1957's) Girls (1957's)	74	70	94.6	49	-	-	49	100
	76	74	97.4	58	-	-	58	100
TOTALS	739	722	97.7	555	10	1.8	545	98.2
ABSENTEES (1956's)				44	-	-	44	100

TABLE No. 24
BIRTH NOTIFICATIONS

	Burgh Cases		Other Areas	TOTAL	Stillbirths City Cases	Premature Births City Cases	Illegitimate Births City Cases
	Males	Females					
Births occurring in the area	349	338	663	1350			
City Births occurring elsewhere	1	5		6	11	55	86
No. of Domiciliary Births	No. of Births occurring in Perth Royal Infirmary		No. of Perth City Births occurring elsewhere	TOTALS	City Cases	County Cases	TOTAL
	City	County					
86	601	663	6		693	663	1356

TABLE No. 25

DOMICILIARY MIDWIFERY SERVICE

	Midwives employed by Local Authority
No. of Applications received during the year -	
(i) For Domiciliary Confinement	126
(ii) For "Early Discharge" Confinement in Perth Royal Infirmary	105
No. of Domiciliary Births -	
(i) Midwife only present at confinement	63
(ii) Doctor only present at confinement	-
(iii) Both Doctor & Midwife present at confinement	22
(iv) Baby born before arrival of Doctor or Midwife (unbooked case)	1
No. who had been booked for domiciliary confinement but who, on account of abnormalities or unsuitable housing were sent to and confined in Perth Royal Infirmary	23

TABLE No. 26

DOMICILIARY MIDWIFERY SERVICE

PARTICULARS OF THE WORK CARRIED OUT
BY THE DOMICILIARY MIDWIVES

Ante-Natal Visits			No. of Domiciliary Births	No. of Puerperal Visits	TOTAL
Initial Visits	Revisits	TOTAL			
187	1601	1788	86	2178	4052

TABLE No. 27
MATERNITY DEPARTMENT - PERTH ROYAL INFIRMARY

No. of Births occurring in the Maternity Department		Total No. of Attendances at the Ante-Natal Clinic			No. of Persons attending the Ante-Natal Clinic			No. of Persons attending the Post-Natal Clinic		
Perth City	Perth & Fife Counties	Perth City	Perth & Fife Counties	TOTAL	Perth City	Perth & Fife Counties	TOTAL	Perth City	Perth & Fife Counties	TOTAL
601	663	3539	2991	6530	657	641	1298	355	98	453

TABLE No. 28
D E N T A L C A R E

	No. of Examinations	No. accepting Treatment	No. of Extractions	No. of Fillings	No. of Dentures supplied	Other Treatments
	Expectant Mothers	451	445	401	833	31
Nursing Mothers	479	471	309	697	76	151
Pre-School Children	705	659	575	560	-	15
TOTALS	1635	1575	1285	2090	107	335

TABLE No. 29

HOME NURSING SERVICE

	No. of Persons Visited			No. of Visits Paid		
	Medical	Surgical	Tuberculosis	Medical	Surgical	Tuberculosis
	TOTAL	TOTAL	TOTAL	TOTAL	TOTAL	TOTAL
Pre-School Children	7	2	1	161	24	90
School Children	1	3	-	53	22	-
Persons aged 16-65 years	68	33	-	1489	601	-
Aged Persons	291	60	-	10102	1767	-
TOTALS	367	98	1	11805	2414	90

TABLE No. 30

THE WORK OF THE HEALTH VISITORS

	Total No. of Visits	Total No. of Persons Visited
Children born during 1970	5041	668
Children born during 1969	4861	661
Children born 1965 - 1968	6488	2482
School Children	199	199
Expectant Mothers	1129	682
Tuberculosis Cases	386	76
Aged Persons	976	529
Mental Health Cases	286	108
Hospital After-Care	279	252
Infectious Disease	329	279
Others	107	53
TOTALS	20081	5989

TABLE No. 31

VENEREAL DISEASES - NEW CASES

	SYPHILIS	GONORRHOEA	VENEREAL CONDITIONS OTHER THAN SYPHILIS & GONORRHOEA	TOTAL VENEREAL	NON- VENEREAL
Perth City cases attending the Perth and Dundee Clinics	3	54	68	125	26

TABLE No. 32

CHILD WELFARE CENTRES

CLINIC	SESSIONS		No. of Children Attending				No. of Attendances			
	By Medical Officers	By Health Visitors	Children born 1970	Children born 1969	Children born 1965-68	TOTAL	Children born 1970	Children born 1969	Children born 1965-68	TOTAL
80 South Street	57	189	249	256	204	709	3186	3436	1076	7698
Muirton	52	104	117	86	86	289	1993	1011	609	3613
Letham	57	109	149	181	180	510	2714	2737	1683	7134
Tulloch	52	52	72	52	34	158	1432	796	436	2664
TOTALS	218	454	587	575	504	1666	9325	7980	3804	21109
No. of children referred to family doctor or for specialist treatment			7	8	24	39	ULTRA-VIOLET LIGHT CLINIC			
No. of children on "At Risk" Register			85	147	287	519	No. of Sessions		No. of Attendances	

TABLE No. 33

	HOME ACCIDENT CASES ADMITTED TO HOSPITAL DURING 1970										TOTAL
	0-10	10-20	20-30	30-40	40-50	50-60	60-70	70-80	80+		
Poisoning by solid & Liquid substances	9	6	9	5	12	6	2	-	-	49	
Poisoning by gases & vapours	-	-	-	-	-	-	-	-	-	-	
Falls -	4	1	1	1	-	3	-	-	-	10	
On stairs	11	3	-	1	-	1	3	1	2	22	
from one level to another	9	2	2	1	2	7	7	2	1	33	
On same level	-	3	3	1	-	1	2	4	2	16	
Not specified	-	-	-	-	-	-	-	-	-	-	
Burns by falling into fire	-	-	-	-	-	-	-	-	-	-	
Burns by hot substances, corrosives, liquid or steam	9	2	-	-	-	-	-	-	-	11	
Inhalation of foreign bodies causing obstruction	1	-	1	-	-	-	-	-	-	2	
Other accidents	6	3	-	1	1	1	1	-	-	13	
TOTALS	49	20	16	10	15	19	15	7	5	156	

TABLE No. 34
 ACCIDENT CASES (OTHER THAN HOME ACCIDENTS) ADMITTED TO HOSPITAL DURING 1970

ACCIDENT CASES	AGE GROUPS										TOTAL	
	0-10	10-20	20-30	30-40	40-50	50-60	60-70	70-80	80+			
<u>SCHOOL</u>												
Falls in Playground	2	2	-	-	-	-	-	-	-	-	-	4
Falls in Gymnasium	-	1	-	-	-	-	-	-	-	-	-	1
Falls at Games	-	-	-	-	-	-	-	-	-	-	-	-
<u>PLAY</u>												
Injuries sustained at play	11	8	3	1	-	-	-	-	-	-	-	23
<u>WORK</u>												
Falls	-	2	1	2	-	1	1	-	-	-	-	7
Fallin objects	-	-	-	1	-	-	-	-	-	-	-	1
Burns	-	-	1	-	-	-	-	-	-	-	-	1
Lacerations	-	1	1	1	1	-	-	-	-	-	-	4
Unspecified causes	-	-	1	1	-	-	-	-	-	-	-	2
Knocked down working on roads	-	-	-	-	-	-	-	-	-	-	-	-
<u>ROAD</u>												
Vehicular	12	6	3	3	1	3	2	-	-	-	-	30
Non-Vehicular	8	1	1	1	-	-	-	2	-	-	-	13
<u>OTHERS & UNSPECIFIED CAUSES</u>												
	1	4	5	2	-	1	2	2	1	1	1	18
TOTALS	34	25	16	12	2	5	5	4	1	1	1	104

INDEX

Acknowledgment	15
Barial Grounds	9
Garroons	3
Clean Air Act, 1954	4
Cleaning and	3
<u>CITY OF PERTH</u>	
Common Lodging House	3
Drainage	4
Diseases of Animals (Vaccinatio) Order, 1953	3
Diseases of Animals Act, 1950	3
Factories Act 1961	13 - 14
Food & Drugs (Scotland) Act, 1956	8
Food Hygiene	7
General Sanitation	4
REPORT	
Housing (Repairs & Works) Act 1954	3
by the	
CHIEF SANITARY INSPECTOR	
Housing - Clearance	3
FOR THE YEAR 1970.	
Housing - Treatment Areas	1
Housing - Individual Tenure Properties	2
Housing - Specifications	3
Housing - Provision of New Housing	3
Housing - Improvement and Unfit Tenements	3
Houses Let-in-Lodgings	4
Ice Cream	8
Infectious Diseases	6
Inspection of Meat and Other Foods	7 - 11
Milk	7
Motor Transport Act 1950	15
Offensive Trades	4
Offices, Shops and Railway Premises Act 1959	11 - 12
Pharmacy & Poisons	15
PETER MAWER, M.R.S.A.S., Chief Sanitary Inspector.	
Pigarettes	5
Prevention of Damage by Pests Act 1949	5
Public Conveniences	15
Sanitary Conditions in Schools	6

I N D E X

Acknowledgment	15
Burial Grounds	5
Caravans	5
Clean Air Act, 1956	4
Cleansing and Scavenging	3
Common Lodging House	5
Drainage	4
Diseases of Animals (Waste Foods) Order, 1957	5
Diseases of Animals Act, 1950	5
Factories Act 1961	13 - 14
Food & Drugs (Scotland) Act, 1956	8
Food Hygiene	7
General Sanitation	4
Housing (Repairs & Rents) (Scotland) Act 1954	3
Housing (SCotland) Act 1969	3
Housing - Clearance Areas	1
Housing - Treatment Areas	1
Housing - Individual Unfit Properties	2
Housing - Demolitions	3
Housing - Provision of New Houses	3
Housing - Improvement and Standard Grants	3
Houses Let-in-Lodgings	4
Ice Cream	8
Infectious Diseases	6
Inspection of Meat and Other Foods	9 - 11
Milk	7
Noise Abatement Act 1960	15
Offensive Trades	4
Offices, Shops and Railway Premises Act 1949	11 - 12
Pharmacy & Poisons Act 1933	15
Piggeries	5
Prevention of Damage by Pests Act 1949	5
Public Conveniences	15
Sanitary Conditions in Schools	6

I N D E X

12	Adulteration
2	Animal Quarantine
3	Antisepsis
4	Clean Air Act, 1926
3	Cleaning and Sweeping
2	Common Lodging House
4	Contaminants
2	Diseases of Animals (Waste Foods) Order, 1927
2	Diseases of Animals Act, 1920
13 - 14	Factories Act 1961
8	Food & Drugs (Scotland) Act, 1926
7	Food Hygiene
4	General Sanitation
3	Housing (Regulation & Rent) (Scotland) Act 1924
3	Housing (Scotland) Act 1969
1	Housing - Clearance Areas
1	Housing - Treatment Areas
2	Housing - Individual Units Properties
3	Housing - Densities
3	Housing - Provision of New Houses
3	Housing - Improvement and Standard Grants
4	Houses Let-in-Lodgings
8	Ice Cream
6	Infectious Diseases
9 - 11	Inspection of Meat and Other Foods
7	Milk
12	Noise Abatement Act 1960
4	Offensive Trades
11 - 12	Offices, Shops and Railway Premises Act 1947
12	Pharmacy & Poisons Act 1933
2	Pigsties
2	Prevention of Damage by Tents Act 1949
12	Public Conveniences
4	Sanitary Conditions in Schools

REPORT BY CHIEF SANITARY INSPECTOR

Sanitary Department,
Marshall Place,
PERTH.

11th May, 1971.

To:- The Scottish Home and Health Department and the Lord Provost,
Magistrates and Council of the City of Perth

My Lord Provost, Ladies and Gentlemen,

I have the honour to present my ninth Annual Report on the work of the Sanitary Department for the City of Perth for the year 1970.

HOUSING

Clearance Areas

High Street, North Side (Part)

Paul Street, East Side, and West Mill Street, South Side

The one remaining property, comprising 10 houses and 2 shops has now been vacated and awaits demolition.

Treatment Areas

(a) 8-14 Edinburgh Road - West Side No.1

The sixteen dwelling houses in this area have been vacated and the property awaits demolition.

(b) Strathmore Street, East Side, (Part)

Of the 39 houses involved only 5 remain in occupation.

(c) Commercial Street (Part) and Gowrie Street (West Side Part) No.1 Area

This area comprises ten property blocks and involves 70 houses 4 of which were closed. The greater part of the houses, 98.55%, are below the tolerable standard and it is proposed to deal with the area by securing the demolition of all buildings within it.

(d) Commercial Street (East Side Part), Gowrie Street (West Side Part)
Dundee Road (West Side Part)
No.2 Area

This area comprises six property blocks and involves 27 houses, 7 of which were closed. The greater part of the houses, 77.8%, are below the tolerable standard and it is proposed to deal with the area by securing the demolition of all the buildings within it.

Control of Occupation Orders were made in respect of these House Treatment Areas.

In addition to the foregoing declared Treatment Areas, reports were submitted to the Town Council in respect of another four proposed areas:-

- (a) involving 268 houses, of which 95.4% were below the tolerable standard
- (b) involving 28 houses, of which 96.5% were below the tolerable standard
- (c) involving 12 houses, all of which were below the tolerable standard
- (d) involving 15 houses, all of which were below the tolerable standard

These reports were under consideration by the Town Council at the end of the year.

Individual Unfit Properties

The following properties were represented to the Town Council for formal action under the Housing Acts during the year:-

<u>Address</u>	<u>No. Of Houses</u>	
101-109 Scott Street (Front)	8	Closing Order
105 Scott Street (Rear Right)	1	Closing Order
105 Scott Street (Rear Left)	<u>5</u>	
	<u>14</u>	

At the end of the year 7 of these houses had been vacated and closed and 24 houses were vacated and closed which had been represented to the Town Council in previous years.

During the year undertakings were received from owners not to relet the following houses which were below the tolerable standard:-

<u>Address</u>	<u>No. of Houses</u>
5 North Port	1
19 Kinnoull Causeway	1
25 Kinnoull Causeway	1
27 Kinnoull Causeway	1
34 Leonard Street	1
15 James Street	1
8 Union Lane	1
21 South Methven Street	1
	<u>8</u>
Houses closed in Treatment Areas	41
Houses closed by formal action	31
Houses closed by voluntary undertaking	8
	<u>80</u>

96 houses remain in occupation which have been the subject of statutory action, 75 in Treatment Areas and 21 in properties which are the subjects of Closing and Demolition Orders.

Demolitions/

Demolitions

The undernoted properties were demolished during the year:-

Houses Outwith Treatment Areas

<u>Address</u>	<u>No. of Houses</u>
98-104 South Street	13
31 Canal Street	4
6 Strathmore Street	5
	<u>22</u>
	<u> </u>

HOUSING (REPAIR AND RENTS)(SCOTLAND) ACT 1954

No applications were received during the year.

HOUSING (SCOTLAND) ACT, 1969

90 qualification certificates were granted and 8 refused under Section 45(1) of the above Act and 3 were granted under Section 45(2). One application was under consideration at the end of the year.

An appeal to the Sheriff against the Town Council's refusal to grant qualification certificates in respect of 7 houses was made and the hearing took place on the 22nd December, 1970, at Perth Sheriff Court. The findings of the Sheriff had not been made known at the end of the year.

PROVISION OF NEW HOUSES

During the year new houses were provided as follows:-

	<u>Up to 2 apt.</u>	<u>3 apt.</u>	<u>4 apt.</u>	<u>5+ apt.</u>	<u>Total</u>
(1) L.A. houses completed	155	257	157	9	478
(2) L.A. houses under construction	68	72	210	18	368
(3) Private houses completed	-	26	21	7	54
(4) Private houses under construction					34

IMPROVEMENT AND STANDARD GRANTS

57 Improvement Grants and 4 Standard Grants under the Housing (Scotland) Acts 1966-69 were approved by the Town Council.

120 visits of inspection were made in connection with unfitness points and the results notified to the City Factor and Housing Manager along with medical points by the Medical Officer of Health in health cases.

DRAINAGE/

DRAINAGE

The following new sewers were laid during 1970:-

6" diameter	1,171 lin. yds.
9" "	1,816 " "
12" "	626 " "
21" "	528 " "
24" "	897 " "
36" "	492 " "
45" "	220 " "

I am indebted to Mr. W.J.S. Murray, the Burgh Surveyor, for the following information:-

Refuse Collection. Refuse is collected from all domestic properties twice weekly, the bins being collected and returned to a point just within the gate of the property nearest the road from which the collection is being made. Nine vehicles and drivers with 22 binmen are normally employed on domestic refuse collection. A further three vehicles are employed on collection of other wastes from shops, such as paper and perishable wastes, the latter being collected daily. A once a week collection, using paper sacks, is in operation in the new North Muirton Development and in the Strathtay Road flats and Tulloch Road/Crieff Road Development.

Refuse Disposal. All domestic and trade refuse is treated at the Destructor plant. A total of 270 tons of refuse is handled each week and, before incineration takes place, dust and tins are removed.

GENERAL SANITATION

268 nuisances were discovered or complained of and 54 intimations under Section 19 of the Public Health (Scotland) Act, 1897, were served on owners to secure abatement of the nuisances. 616 visits of enquiry and inspection were made.

OFFENSIVE TRADES

There are 6 Offensive Trades within the City.

Slaughterhouses	2
Tallow Melting Works	1
Manure Manufacturers	3

No complaints of nuisance were received and all were conducted in a satisfactory manner.

CLEAN AIR ACT

The position in regard to the formation of smoke control areas remains the same as in previous years.

It was found necessary to direct the attention of the management of certain businesses to the fact that under the provisions of the Clean Air Act/

/Act, 1968, it was an offence to emit dark smoke otherwise than from a chimney. The type of material being burned was not exempted under The Clean Air (Emission of Dark Smoke) (Exemption) (Scotland) Regulations, 1969.

The few complaints received concerning excessive smoke emission were, in the main, attributable to mechanical failures in the plant.

COMMON LODGING HOUSE

The Model Lodging House at 14-36 Skinnergate which can accommodate 89 persons continues to be kept in a satisfactory manner.

HOUSES LET-IN LODGINGS

The six houses registered were the subject of regular inspections during the year.

CARAVANS

The Town Council's Caravan Site at Cleeve was maintained in a satisfactory manner as was the private site licensed for holiday and touring caravans. The latter site can accommodate 23 caravans.

The caravans on the South Inch during the fairs were well kept.

BURIAL GROUNDS

The three burial grounds under the supervision of the Director of Parks and Recreation are kept in a satisfactory manner.

PIGGERIES

These were the subject of regular inspections during the year and any matters requiring attention were brought to the notice of the person concerned and the work was carried out.

DISEASES OF ANIMALS (WASTE FOODS) ORDER 1957

Two premises are licensed under the Order and the terms of the Order were found to be met on inspection.

DISEASES OF ANIMALS ACT 1950

Two thousand, one hundred and seventy-seven Licences were issued under this Act - Two hundred and thirty-nine under the Movement of Imported Cattle and One thousand, nine hundred and thirty-eight under the Regulation of Movement of Swine Order 1959.

PREVENTION OF DAMAGE BY PESTS ACT 1949

Operations under the Act were carried out by the operator employed by the Department under the supervision of the inspectorial staff.

189 visits were made and poisoning carried out where necessary. It is estimated that some 82 rats and 44 mice were destroyed - 74 rats and 20 mice at dwelling house property and 8 rats and 24 mice at business premises.

SANITARY CONDITIONS IN SCHOOLS

The undernoted improvements were carried out in the City Schools during the year:-

Redecoration of exterior of

Letham Primary

Redecoration of part of interiors of

Craigie Primary
Goodlyburn Primary
Perth Academy
Northern District

Perth High School

Provision of additional storage accommodation

Viewlands Primary

Tiling portion of corridor floors

Caledonian Road

Reflooring of 3 classrooms

Northern District

Reflooring of 3 classrooms

Craigie Primary

Floor covering in infants' and primary cloakrooms

St. John's R.C. Primary

Alterations and additions to provide new conveniences, etc. -
Work in progress

Perth Academy

Replacement of heating plant

Oakbank Comprehensive School

Work in progress

The Brahan Technical College

Work in progress

Our Lady of Lourdes R.C. Primary School

Additional dining accommodation - work completed

INFECTIOUS DISEASES ENQUIRIES

During the year 10 visits of enquiry were made to houses in which cases of infectious disease had occurred and particulars of patients and contacts obtained. 2 notices were sent to Headmasters of Schools regarding exclusion periods of patients and contacts.

Tuberculosis/

Tuberculosis Disinfections: Special attention is given to houses from which cases of Tuberculosis have been removed to hospital or where deaths from the disease have taken place. Disinfections are also carried out at the request of the Medical Authorities when houses are vacated and it is considered advisable to have this done.

2 houses were disinfected.

FOOD HYGIENE

Initial inspections of all new premises and routine visits to existing premises were carried out during the year. It was not found necessary to instigate statutory proceedings to ensure compliance with the Food Hygiene (Scotland) Regulations, 1959. Any infringements noted were remedied when the attention of the persons responsible were drawn to them. Every co-operation has been received by the Department from the trades concerned.

MILK SUPPLY

All milk sold in the City is sold under special designation. The number of retail purveyors is 107.

There is one producer and one pasteurisation plant within the City.

MILK (SPECIAL DESIGNATIONS)(SCOTLAND) ORDER

The following table gives the results of the bacteriologist's report on the examination of graded milk:-

	No. of Samples	Bacterial Count		Coliform		Phosphatase	
		Satis.	Unsatis.	Satis.	Unsatis.	Satis.	Unsatis.
Pasteurised	57	-	-	46	11	56	1
Premium	32	22	10	20	12	-	-
Total	89	22	10	66	23	56	1

Any failures occurring in milk processed outwith the City were notified to the Sanitary Inspector of the area concerned.

SCHOOL MILK

Attention is given to school milk both at the Creamery and at the schools where regular samples are carried out. The following table gives the number of samples taken and the result.

	No. of Samples	Coliform		Phosphatase	
		Satis.	Unsatis.	Satis.	Unsatis.
Pasteurised	16	13	3	15	1

ICE CREAM

At the end of the year a total of 8 premises were registered for the manufacture, storage and sale, 32 premises and 7 vehicles for the storage and sale of ice cream.

The following table gives the result of samples taken during the year for bacteriological examination:-

No. of Sample	Plate Count	Coliform	No. of Sample	Plate Count	Coliform
1	2,745	Absent	28	Uncountable	Absent
2	Sterile	Absent	29	2,300	Absent
3	1,900	Absent	30	1,600	Absent
4	9,000	Absent	31	28,000	Present
5	Sterile	Absent	32	11,200	Absent
6	5,650	Absent	33	12,650	Absent
7	55,200	Present	34	500,000	Present
8	57,000	Absent	35	500,000	Present
9	23,500	Absent	36	93,000	Present
10	250	Absent	37	500,000	Present
11	200	Absent	38	1,550	Present
12	25,000	Absent	39	71,800	Present
13	100	Absent	40	1,850	Absent
14	900	Absent	41	3,100	Present
15	750	Absent	42	500	Absent
16	206,000	Absent	43	1,200	Absent
17	43,800	Absent	44	41,500	Present
18	624,000	Absent	45	18,900	Present
19	8,300	Absent	46	7,000	Absent
20	1,000	Present	47	1,050	Absent
21	507,300	Absent	48	8,900	Absent
22	19,500	Present	49	42,900	Absent
23	20,100	Absent	50	1,550	Absent
24	20,200	Absent	51	7,150	Absent
25	38,200	Present	52	202,800	Present
26	4,400	Absent	53	1,850	Absent
27	4,000	Absent			

FOOD AND DRUGS (SCOTLAND) ACT 1956

95 informal samples and 12 formal samples of various foodstuffs were obtained during the year.

The details of the formal samples taken were as follows:-

No. of Sample	Plate Count	Coliform	No. of Sample	Plate Count	Coliform
1	2,745	Absent	28	Uncountable	Absent

Article	Genuine	Non-Genuine	Total
Whisky	3	-	3
Vodka	1	-	1
Rum	2	-	2
Ice Cream	6	-	6

INSPECTION OF MEAT AND OTHER FOODS

Mr. J.C. Cameron, B.E.M., and Mr. Thomas Thomson carry out the duties of Meat Inspection Officers at both the Public and Private A battoirs in the City. I am indebted to them for the following information:-

(a) SLAUGHTERHOUSE OWNED BY LOCAL AUTHORITY

The number of animals slaughtered and inspected was as follows:-

	<u>Cattle</u>	<u>Sheep</u>	<u>Swine</u>	<u>Calves</u>	<u>Total</u>
1970	7,405	31,491	6,411	350	45,657
1969	7,612	27,299	7,404	384	42,699

MEAT CONDEMNED AS UNFIT FOR HUMAN CONSUMPTION

	<u>Cattle</u>	<u>Calves</u>	<u>Sheep</u>	<u>Pigs</u>	<u>Total</u>
<u>Tuberculosis</u>					
Carcases Part Unfit	-	-	-	-	-
Organs only Unfit	8	-	-	5	13
<u>Cysticercosis</u>					
Carcases affected but passed for treatment by refrigeration	2	-	-	-	2
<u>Actinomycosis</u>					
Organs only unfit	26	-	-	-	26
<u>Septicaemia</u>					
Whole Carcase Unfit	-	3	19	2	24
<u>Bruising & Injury</u>					
Whole Carcases Unfit	2	-	20	1	23
Part Carcases Unfit	16	-	15	20	51
<u>All Other Conditions</u>					
Whole Carcases Unfit	26	10	238	24	298

WEIGHT OF CONDEMNED MEAT AND OFFAL

	<u>Beef</u>	<u>Mutton</u>	<u>Pork</u>	<u>Veal</u>	<u>Total</u>
1970	11,484 lbs.	9,365 lbs.	5,430 lbs.	1,021 lbs.	11,477 lbs.
1969	16,530 lbs.	8,936 lbs.	6,091 lbs.	776 lbs.	16,325 lbs.

(b)

PRIVATE SLAUGHTERHOUSE

The number of animals slaughtered and inspected was as follows:-

	<u>Pigs</u>	<u>Sows</u>	<u>Boars</u>	<u>Total</u>
1970	5,642	7	37	5,686
1969	6,421	1	24	6,446

Condemnations were as follows:-

<u>Tuberculosis</u>	Carcases of which some part affected	1
<u>Bruising & Injury</u>	Carcases of which some part affected	2
<u>All Other Diseases</u>	(a) Carcases of which some part affected	15
	(b) Organs only unfit	82
<u>Septicaemia</u>	Whole carcasses unfit	4

Total weight of condemned Meat & Offal = 910 lbs.

In addition to the meat inspected at the Abattoirs the following quantities of foodstuffs were inspected, surrendered and destroyed:-

Rabbits	46 lbs.	2 Tins Spaghetti
Fresh Meat	337 $\frac{3}{4}$ lbs.	5 Tins Mushroom
Bacon	4 lbs.	2 Tins Macaroni
Smoked Gammon	7 $\frac{1}{2}$ lbs.	1 Tin Pie Filling
7 Roe Deer Carcasses	241 lbs.	1 Jar Honey
14 Stag Carcasses	2,720 lbs.	1 Jar Mint Jelly
5 Hind Carcasses	468 lbs.	23 Jars Beetroot
1 Sow Carcase	212 lbs.	1 Tin Tréacle
157 Wood Pigeons		1 lb. Oatmeal
5 Tins Cooked Gammon	46 lbs.	20 Pkts. Bacon
16 Tins Cooked Shoulder	156 $\frac{1}{2}$ lbs.	1 Pkt. Flour
9 Tins Pressed Ham	36 lbs.	1 Pkt. Currants
29 Tins Corned Beef	161 lbs.	1200 Rolls
7 Tins Corned Mutton	36 lbs.	98 Pies
1 Tin Lunch Tongue	6 lbs.	1143 Sausage Rolls
9 Tins Ox Tongue	52 lbs.	48 Bridies
10 Tins Chopped Pork	36 $\frac{1}{2}$ lbs.	36 Steak Pies
7 Tins Pork Shoulder	69 lbs.	9 Supper Pies
4 Tins Jellied Veal	24 lbs.	35 Fruit Tarts
1 Tin Chopped Ham & Pork	4 lbs.	54 Fruit Loaves
5 Tins Luncheon Meat	20 lbs.	2 Walnut Loaves
1 Tin New Potatoes	6 lbs.	8 Small Brown Loaves
616 Tins Fruit		4 Slincea Loaves
94 Tins Fruit Juice		552 Bridge Rolls
8 Tins Pudding		397 Danish Pastries
15 Jars Cream		240 Softies
15 Tins Dairy Cream		18 Cheese Rolls
4 Tins Evaporated Milk		420 Assorted Tea Bread
1 Tin Milk		180 Torton Pieces
1 Tin Milk Top		300 Devon Slices
367 Tins Vegetables		24 Devon Swiss Rolls
266 Tins Sup		24 Othellos
89 Tins Meat		210 Doughnuts
16 Tins Minced Beef & Peas		10 Iced Fruit Tarts
2 Tins Minced Steak		9 Large Scones
2 Tins Irish Stew		10 Valder Cakes
1 Tin Stewed Steak		6 Fresh Cream Sponges
4 Tins Beans & Sausage		9 Savoury Turnovers
13 Tins Hamburgers		19 Bakewell Tarts
27 Tins Chicken		2 Lardy Cakes
8 Tins Fish		2 Loaves
2 Tins Tomato Juice		17 Madeira Cakes
4 Tins Tomato Puree		40 Sponges
5 Tins Tomato Paste		6 Tins Biscuits
66 Tins Tomatoes		28 Jamaica Ginger Cakes
29 Tins Peeled Tomatoes		17 Eccles Cakes

4 Jersey Rolls	537 Pkts. Frozen Vegetables
13 Chocolate Cakes	503 Pkts. Frozen Fish
10 Gateau	29 Pkts. Frozen Rissoles
3 Mini Sponges	12 Pkts. Frozen Sausage Rolls
46 Various Cakes	890 Pkts. Frozen Pastry
106 Sponge Puddings	57 Pkts. Frozen Braised Beef
4 Harvest Apple Pies	121 Pkts. Frozen Beefburgers
3 Jam Soufflette	36 Pkts. Frozen Steaklets
35 Chocolate Snowballs	28 Pkts. Frozen Croquettes
33 Oatcakes	91 Pkts. Frozen Potato Chips
10 Fondant Fancies	6 Pkts. Frozen Onions with Sauce
165 Bars Chocolate	2 Pkts. Frozen Sweetcorn
28 Boxes Chocolates	1 Pkt. Frozen Sliced Beef
251 Pkts. Sweets	9 Pkts. Frozen Chicken & Mushroom Casserole
100 Pkts. Shortbread	6 Pkts. Frozen Chicken Quarters
25 Pkts. Tea Bags	80 Pkts. Frozen Mousse
2 Pkts. Tea	113 Pkts. Frozen Pies
13 Pkts. Sugar	2 Pkts. Frozen Arctic Rolls
3 Pkts. Bread Sauce Mix	2 Pkts. Frozen Sponges
1 Pkt. Sage & Onion Mix	

THE OFFICES, SHOPS AND RAILWAY PREMISES ACT 1963

Inspections of premises to which the Act applies were continued and the following tables give the report submitted at the end of the year as required by Section 60 of the Act:-

Analysis of Persons employed in Registered Premises by Workplace

Class of Workplace	No. of Persons Employed
OFFICES	3,006
RETAIL SHOPS	2,366
WHOLESALE DEPARTMENTS, WAREHOUSES	273
CATERING ESTABLISHMENTS OPEN TO THE PUBLIC	395
CANTEENS	8
FUEL STORAGE DEPOTS	5
TOTAL	6,053
TOTAL MALES	2,706
TOTAL FEMALES	3,347

Registration and General Inspections

Class of Premises	Number of premises registered during the year	Total number of registered premises at end of year	Number of registered premises receiving a general inspection during the year
Offices	20	229	59
Retail Shops	20	429	58
Wholesale shops, warehouses	2	17	1
Catering Establishments open to the public, Canteens	1	36	24
Fuel Storage Depots	-	1	-
Total	43	712	142

FACTORIES ACT, 1961

1. Inspections

	Number on Register	Number of		Occupiers prosecuted
		Inspections	Written Notices	
1. Factories in which Sections 1, 2, 3, 4 and 6 are to be enforced by Local Authorities	4	-	-	-
2. Factories not included in (1) in which Section 7 is enforced by the Local Authority	248	33	1	-
3. Other premises in which Section 7 is enforced by the Local Authority (including out-workers' premises)	5	2	-	-
Total	257	35	1	-

Particulars	Number of cases in which defects were found				Number of cases in which prosecutions were instituted
	Found	Remedied	To H.M. Inspector	By H.M. Inspector	
Inadequate ventilation (S.4) ...	3	3	-	-	-
Ineffective drainage of floors (S.6) ...	-	-	-	-	-
Sanitary Conveniences (S.7) ...	-	-	-	-	-
(a) Insufficient ...	4	4	-	-	-
(b) Unsuitable or defective ...	-	-	-	-	-
(c) Not separate for sexes ...	-	-	-	-	-
Other offences against the Act (not including offences relating to out-work) ...	-	-	-	-	-
Total	7	7	-	-	-

2. Cases in which defects were found

NOISE ABATEMENT ACT, 1960

No special action was called for during the year.

PHARMACY AND POISONS ACT, 1933

Premises of listed sellers of poisons under Part II of the Poisons List were visited during the year.

PUBLIC CONVENIENCES

The amount collected from the coin operated locks during the year was £1,824.14.10d. as compared with £2,159.15.5d. in 1969. The amount collected from the ladies conveniences was £1,710.9.6d. and from the gents. £114.5.4d.

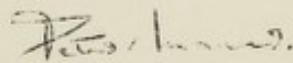
As in previous years the unattended conveniences were the subject of gross misuse and vandalism. Such acts certainly do not impress visitors to the City, many of whom judge a town by the condition of its Conveniences.

ACKNOWLEDGMENTS

I wish to place on record my thanks to my Depute and staff for the loyal assistance given me, to Councillor Proudfoot, Convener, and members of the Health Committee for their encouragement, support and interest taken in the work of the Department, and to the officials of other Departments for their co-operation at all times.

I am,

My Lord Provost, Ladies and Gentlemen,



Chief Sanitary Inspector.

HOUSE AGREEMENT ACT, 1960

No special action was called for during the year.

FINANCIAL AND POLICE ACT, 1959

Prisons of listed cells of persons under Part II of the Police Act were visited during the year.

INDUSTRIAL COMPENSATION

The amount collected from the coin operated funds during the year was £1,824,14.10d. as compared with £2,159,12.5d. in 1958. The amount collected from the Ladies Conventions was £1,710,3.6d. and from the Gents £114,5.4d.

As in previous years the unattended conveniences were the subject of gross abuse and vandalism. Such abuse certainly is not infrequent in the City, many of which judge a form by the omission of its Conventions.

ACKNOWLEDGEMENTS

I wish to place on record my thanks to my Deputy and staff for the loyal assistance given me, to Councilor Broadfoot, Governor, and members of the Health Committee for their encouragement, support and interest taken in the work of the Department, and to the officials of other Departments for their co-operation at all times.

My best thanks, Ladies and Gentlemen,

Chief Sanitary Inspector.

My best thanks, Ladies and Gentlemen,
Chief Sanitary Inspector.

Total



