

**[Report 1905] / Medical Officer of Health, Edinburgh City.**

**Contributors**

Edinburgh (Scotland). City Council.

**Publication/Creation**

1905.

**Persistent URL**

<https://wellcomecollection.org/works/amgf4e59>

**License and attribution**

You have permission to make copies of this work under a Creative Commons, Attribution license.

This licence permits unrestricted use, distribution, and reproduction in any medium, provided the original author and source are credited. See the Legal Code for further information.

Image source should be attributed as specified in the full catalogue record. If no source is given the image should be attributed to Wellcome Collection.



Wellcome Collection  
183 Euston Road  
London NW1 2BE UK  
T +44 (0)20 7611 8722  
E [library@wellcomecollection.org](mailto:library@wellcomecollection.org)  
<https://wellcomecollection.org>

A1  
10  
8

ANNUAL REPORT  
OF THE  
MEDICAL OFFICER OF HEALTH  
OF THE  
CITY OF EDINBURGH  
FOR THE YEAR  
1905

SIR HENRY LITTLEJOHN, M.D., LL.D.,  
MEDICAL OFFICER OF HEALTH.



EDINBURGH: PRINTED BY H. & J. PILLANS & WILSON  
MDCCCXCVI.

LONDON SCHOOL OF HYGIENE  
AND  
TROPICAL MEDICINE  
LIBRARY

12657

INDIA REPORT

MEMORANDUM FOR THE DIRECTOR

OF THE LONDON SCHOOL OF HYGIENE  
AND TROPICAL MEDICINE

## CONTENTS.

	PAGE
POPULATION OF CITY - - - - -	5
OCCUPIED HOUSES, CLASSIFIED ACCORDING TO RENTAL - - - - -	5
HABITABLE UNOCCUPIED HOUSES, CLASSIFIED ACCORDING TO RENTAL - - - - -	6
AGE AND SEX DISTRIBUTION OF POPULATION - - - - -	7
BIRTHS - - - - -	9
ILLEGITIMACY - - - - -	9
MARRIAGES - - - - -	10
DEATHS - - - - -	10
" COUNTRY DEATHS " - - - - -	10
DEATHS IN PUBLIC INSTITUTIONS - - - - -	11
DEATH-RATE IN CITY AND CHIEF DISTRICTS - - - - -	12
DENSITY OF POPULATION AND DEATH-RATE IN WARDS - - - - -	12
AGE AND SEX DISTRIBUTION OF MORTALITY - - - - -	16
INFANTILE DEATH-RATE - - - - -	16
DEATHS FROM ZYMOTIC DISEASES - - - - -	16
"    SMALLPOX - - - - -	17
"    TYPHUS FEVER - - - - -	17
"    MEASLES - - - - -	17
"    SCARLET FEVER - - - - -	17
"    DIPHThERIA AND MEMBRANOUS CROUP - - - - -	17
"    WHOOPING COUGH - - - - -	17
"    ENTERIC FEVER - - - - -	17
"    PUERPERAL FEVER - - - - -	18
"    DIARRHOEAL DISEASES - - - - -	18
"    TUBERCULAR DISEASES - - - - -	18
"    ALCOHOLISM - - - - -	18
"    CANCER - - - - -	18
"    DISEASES OF THE HEART AND BLOOD VESSELS - - - - -	20
"    "    RESPIRATORY ORGANS - - - - -	20
"    DEVELOPMENTAL DISEASES - - - - -	21
"    DISEASES OF THE NERVOUS SYSTEM - - - - -	21
"    "    DIGESTIVE SYSTEM - - - - -	22
"    "    URINARY AND GENERATIVE ORGANS - - - - -	22
"    ACCIDENTS AND NEGLIGENCE - - - - -	22
"    SUICIDE - - - - -	22
"    ILL-DEFINED AND NON-SPECIFIED CAUSES - - - - -	22
MORTALITY AMONGST ILLEGITIMATE CHILDREN - - - - -	22
NOTIFICATION OF INFECTIOUS DISEASES - - - - -	34
DISTRIBUTION OF ZYMOTIC MORTALITY - - - - -	38
CASE-MORTALITY FROM ZYMOTIC DISEASES - - - - -	39
DISINFECTION OF SCHOOLS, DWELLING-HOUSES, CLOTHING, ETC. - - - - -	42
BACTERIOLOGICAL EXAMINATIONS AT USHER INSTITUTE - - - - -	43
CITY HOSPITAL REPORT - - - - -	44
CAMPIE HOUSE CONVALESCENT HOME - - - - -	59

	PAGE
REPORT UPON THE INSPECTION OF WORKSHOPS - - - -	60
"          "      BAKEHOUSES - - - -	63
"          "      DAIRY COWS - - - -	66

## CHARTS.


	FACING PAGE
CHART A.—Births, period 1873-1905 - - - -	9
CHART B.—Deaths, period 1873-1905. - - - -	10
CHART C.—Deaths from all causes and from Respiratory Diseases, Phthisis, and Zymotic Diseases, weekly during 1905 - -	11
CHART D.—Notifications of Typhoid Fever, Diphtheria, and Scarlet Fever, period 1894-1905 - - - -	36
CHART E.—Admissions to the City Hospital in relation to total cases notified, period 1890-1905 - - - -	39

## LIST OF TABLES.

	PAGE
TABLE I.—Estimated Population of the City and Sub-Divisions - -	5
TABLE II.—Number of Occupied Houses classified according to Wards and Rental - - - -	6
TABLE III.—Estimated Male and Female Population - - - -	7
TABLE IV.—Estimated Age Distribution of the Population - - - -	7
TABLE V.—Population of Edinburgh, and the number of Deaths and Births in past years - - - -	8
TABLE VI.—Birth-Rate in Large Towns - - - -	9
TABLE VII.—Births, Male and Female, legitimate and illegitimate, in each Quarter of 1905 - - - -	10
TABLE VIII.—Deaths in Public Institutions - - - -	11
TABLE IX.—Distribution of the Deaths and Death-Rates in the chief Districts of the City - - - -	12
TABLE X.—Density of the Population in the various Wards - - - -	12
TABLE XI.—Population, Deaths, and Death-Rates in the various Wards -	13
TABLE XII.—Distribution of Deaths from Infectious Diseases in the various Wards - - - -	13

	PAGE
TABLE XIII.—Number of Deaths and the corresponding Death-Rates at various Age-Periods during the last five years - - -	14
TABLE XIV.—Number of Deaths and Death-Rate per 1000 from all causes and from certain specified causes. Also the Population, the number of Deaths, and the Death-Rate per 1000 of those living at certain Age-Periods - - - - -	15
TABLE XV.—Distribution of Deaths from Phthisis according to Wards, also the Age-Periods and the Rental of Houses occupied by the deceased persons - - - - -	19
TABLE XVI.—Deaths from Cancer - - - - -	21
TABLE XVII.—Mortality with reference to certain Trades - <i>facing page</i>	22
TABLE XVIII.—Causes of Death among Illegitimate Children - - -	23
TABLE XIX.—Causes of Death at different periods of life - - -	24
TABLE XX.—Case-Rate per 10,000 of the Population from the total Notifiable Diseases and from Typhoid Fever, Diphtheria, and Scarlet Fever - - - - -	34
TABLE XXI.—Number of Notifications, the Deaths, and Mortality-Rate, 1880-1905 - - - - -	35
TABLE XXII.—Notifications of Infectious Diseases - - - - -	36
TABLE XXIII.—Distribution of Infectious Diseases - - - - -	36
TABLE XXIV.—Distribution of the Zymotic Mortality - - - - -	39
TABLE XXV.—Number of Notifications, Deaths, and the Death-Rate from each Zymotic Disease, also the number of Cases treated, Deaths and Death-Rates in the City Hospital during the last five years - - - - -	40
TABLE XXVI.—Number of Cases of Infectious Disease admitted to the City Hospital 1890-1905 - - - - -	41
TABLE XXVII.—Bacteriological Examinations at Usher Institute - - -	43
TABLE XXVIII.—Return of Patients during year ending 31st December 1905 - - - - -	44
TABLES XXIX to XXXV.—Showing the Age and Sex of Patients treated in the City Hospital, and the results:—	
Diphtheria - - - - -	47
Enteric Fever - - - - -	49
Measles - - - - -	50
German Measles - - - - -	51
Whooping Cough - - - - -	52
Scarlet Fever - - - - -	53
Erysipelas - - - - -	54

	PAGE
TABLE XXXVI.—Showing Infectious Diseases admitted to the City Hospital - - - - -	54
TABLE XXXVII.—Analysis of the Deaths occurring in the City Hospital	55
TABLES XXXVIII. to XL.—Showing results of Bacteriological Examinations at the City Hospital - - - - -	57
TABLE XLI.—Return of Patients received at the Convalescent Home -	59
TABLE XLII.—Showing the Trades, the number of Workshops, and the number of Persons employed - - - - <i>facing page</i>	60
TABLE XLIII.—Workshops.—Visits paid and improvements effected -	62
TABLE XLIV.—Bakehouses.—Distribution throughout the City, the visits paid, and their results - - - - -	65
TABLE XLV.—Showing the Mortality in Streets:—	
CALTON WARD—No. I. - - - - -	69
CANONGATE WARD—No. II. - - - - -	70
NEWINGTON WARD—No. III. - - - - -	73
MORNINGSIDE WARD—No. IV. - - - - -	75
MERCHISTON WARD—No. V. - - - - -	77
GORGIE WARD—No. VI. - - - - -	79
HAYMARKET WARD—No. VII. - - - - -	80
ST BERNARD'S WARD—No. VIII. - - - - -	83
BROUGHTON WARD—No. IX. - - - - -	85
ST STEPHEN'S WARD—No. X. - - - - -	86
ST ANDREW'S WARD—No. XI. - - - - -	88
ST GILES WARD—No. XII. - - - - -	90
DALRY WARD—No. XIII. - - - - -	93
GEORGE SQUARE WARD—No. XIV. - - - - -	94
ST LEONARD'S WARD—No. XV. - - - - -	96
PORTOBELLO WARD—No. XVI. - - - - -	97



Digitized by the Internet Archive  
in 2016 with funding from  
Wellcome Library

<https://archive.org/details/b28651169>



## SUMMARY OF STATISTICS, Etc., for 1905.

---

Area of City	-	11,416 Acres, divided into Seven Registration Districts and Sixteen Municipal Wards.
Population	- - - - -	336,577.
Density	- - - - -	29.48 Persons per Acre.
Inhabited Houses	- - - - -	70,056.
Unoccupied Habitable Houses	-	3,820.
Marriages	- - - - -	2,918.
Births	- - - - -	7,741, Birth-rate 22.99.
Deaths	- - - - -	4,799, Death-rate 14.25.
Infantile Mortality	- - - - -	966 Deaths under one year, or 124 per 1000 Births.
Zymotic Death-rate (7 Principal Zymotics)	- - - - -	.97 per 1000.
Estimated Increase of Population		4,600, but the natural increase, <i>i.e.</i> , excess of Births over Deaths was 2,942.

# REPORT.

---

---

## POPULATION.

The estimated population of the city for the year 1905 was 336,577 or an increase since the middle of the year 1904 of 4600 persons

TABLE I.

*Estimated Population at the middle of year 1905.*

Middle of Year.	Old Town.	New Town.	Southern Districts.	Portobello.	Total.
1905	113,259	144,784	65,113	13,421	336,577

In Table I. the populations of the different districts of the city are shown, while in Table XI. will be found the estimated number of inhabitants in each of the sixteen Municipal Wards.

**Occupied Houses.**—The number of occupied houses at Whitsunday 1905 has been kindly supplied to me by the City Assessor, and these are classified in Table II. On contrasting this table with the corresponding one of last year it will be seen that the increase in the number of occupied houses is 384, as compared with an increase of 586 in 1904.

The number of occupied houses under £5 was reduced by 104, but at all rentals above this an increase has to be recorded

The number of habitable **Unoccupied** dwelling-houses "to let" at Whitsunday 1905 was 3820 compared with 3199 and 2787 in the years 1904 and 1903 respectively. Of these vacant dwellings last year, 345 were rented under £6, 746 at from £6 to £10, 1658 from £10 to £20, and 1071 at £20 or upwards. By far the largest number of such vacant houses were in the St Leonard's, Merchiston, and Gorgie Wards, viz., 376, 367, and 357 respectively, the fewest being in Portobello Ward, viz., 95, and in Haymarket 100. These figures clearly indicate that there is, at present, no lack of house accommodation, more especially at rentals above £6.

TABLE II.

*Table showing the Number of Occupied Houses within the Burgh of Edinburgh, as at Whitsunday 1905, arranged in Wards, and classified in the following order of Rental.*

No.	Ward.	Acre- age.	Under £5.	£5 and under £10.	£10 and under £15.	£15 and under £20.	£20 and under £30.	£30 and under £40.	£40 and under £50.	£50 and up- wards.	Total in each Ward.
1	Calton . . .	228	107	1,186	1,822	1,235	640	167	30	173	5,360
2	Canongate . .	965	560	2,050	1,390	937	229	97	19	19	5,301
3	Newington . .	891	68	374	455	749	677	280	181	1,378	4,162
4	Morningside .	1,358	4	70	157	639	1,505	1,089	479	955	4,898
5	Merchiston . .	677	3	177	555	1,286	1,686	517	187	671	5,082
6	Gorgie . . . .	676	18	1,032	1,767	864	125	76	31	19	3,932
7	Haymarket . .	959	31	414	366	463	248	170	107	1,217	3,016
8	St Bernard's .	1,524	184	623	563	707	476	113	160	645	3,471
9	Broughton . .	472	76	476	956	693	718	309	97	194	3,519
10	St Stephen's .	190	164	957	851	774	613	350	135	459	4,303
11	St Andrew's . .	206	326	965	398	209	132	98	82	670	2,880
12	St Giles . . .	266	701	2,576	826	722	253	95	39	125	5,337
13	Dalry . . . .	187	42	1,374	2,634	863	89	17	2	7	5,028
14	George Square .	248	318	1,416	1,015	1,036	591	348	127	182	5,033
15	St Leonard's .	104	626	2,711	1,229	602	275	159	41	15	5,658
16	Portobello . .	2,465	63	579	768	492	303	358	324	189	3,076
	Totals	11,416	3,291	16,980	15,752	12,271	8,560	4,243	2,041	6,918	70,056

The distribution of the population according to **sex** in Edinburgh proper and in Portobello in 1905 is shown in the following table.

TABLE III.

*Estimated Sex Distribution of the Population during the year 1905.*

District.	Males.	Females.	Both Sexes.
Edinburgh . . .	147,137	176,019	323,156
Portobello . . .	6,194	7,227	13,421
Total . . .	153,331	183,246	336,577

The estimated **age** distribution of the population under five years, and over this period of life, in the chief divisions of the city is shown below, while in Table XIV. the numbers of persons estimated to be living at various age-periods is given.

TABLE IV

*Estimated Age Distribution of Population in 1905.*

District.	Under 5 Years	5 Years and upwards.	TOTAL.
New Town . . .	14,694	130,090	144,784
Old Town . . .	12,905	100,354	113,259
Southern Districts . . .	4,405	60,708	65,113
Portobello . . .	1,434	11,987	13,421
Total . . .	33,438	303,139	336,577

The following Table V. gives a general survey of the increase which has taken place in the population since 1861, and at the same time shows the number of births and deaths each year with the corresponding rates per 1000 of the population.

TABLE V.

Years.	Population.	Deaths.	Rate per 1000.	Births.	Rate per 1000.
+1861	170,444	3946	23·15	5694	33·40
+1871	196,979	5484	27·86	6874	34·89
+1881	228,346	4308	18·86	7360	32·23
1882	232,602	4292	18·45	7351	31·60
*1883	239,910	4275	17·81	6844	28·52
1884	242,802	4556	18·76	7481	30·81
*1885	245,447	4241	17·27	7372	29·99
1886	248,121	4555	18·31	7451	30·02
1887	250,824	4824	19·23	7641	30·46
1888	253,264	4374	17·27	7500	29·61
1889	256,318	4415	17·22	7414	28·92
*1890	259,110	4999	19·29	7177	27·69
+1891	261,225	5257	20·12	7382	28·25
1892	265,573	4746	17·87	7169	26·99
1893	269,105	4830	17·94	7434	27·62
1894	272,683	4350	15·95	7207	26·42
1895	276,309	5246	18·98	7402	26·61
1896	279,983	4275	15·26	7610	27·18
*1897	297,198	5782	19·45	7990	26·88
1898	301,305	5320	17·65	8097	26·87
1899	305,468	5396	17·66	8218	26·90
*1900	309,688	5396	17·42	8129	26·24
+1901	316,837	5633	17·76	7920	24·99
*1902	322,966	5113	15·83	7909	24·48
1903	327,441	4963	15·15	8112	24·77
1904	331,977	4995	15·04	7777	23·42
1905	336,577	4799	14·25	7741	22·99

\* City boundaries extended. + Census population

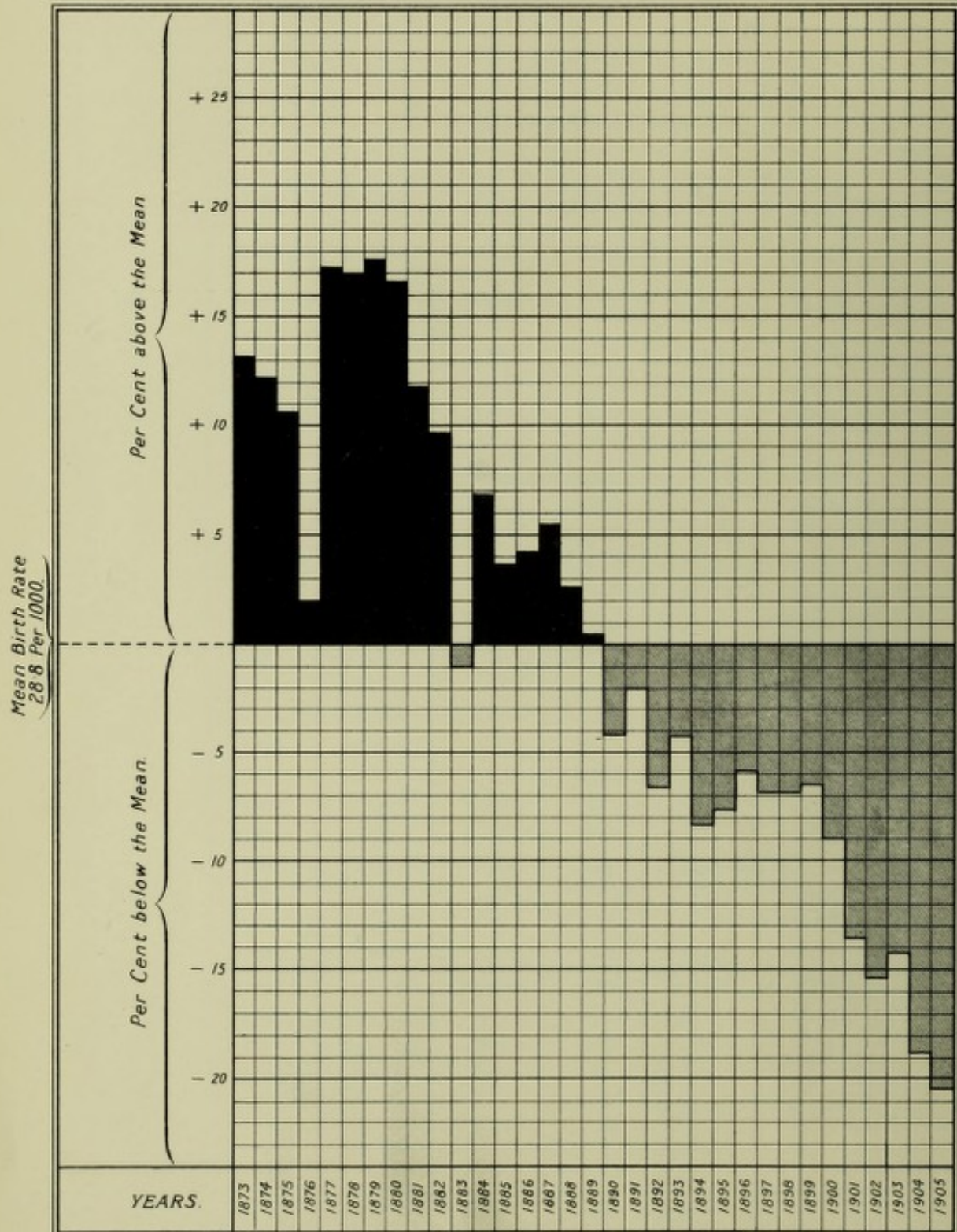
Chart A  
Births  
1873-1903



# Chart A.

## BIRTHS.

### Period 1873-1905.



## BIRTHS.

The number of births registered in 1905 was 7741, equal to a birth-rate of 22.99 per thousand of the population.

It is seen, from Table V., that the birth-rate has fallen continuously during recent years, while Table VI. shows how unfavourably Edinburgh compares with the other large towns of Scotland and England as regards its birth-rate.

The new Chart "A" which I have prepared embraces a period of thirty-three years, and shows in a most graphic manner the momentous character of the decline which has taken place in the birth-rate of the City. In 1890 the birth-rate began to fall below the average, viz., 28.8 per 1000, and ever since then the decline has been rapidly progressing.

TABLE VI.

*Showing the Birth-Rate in the large Towns of Scotland and England during 1905.*

Glasgow . . . . .	30.0	London . . . . .	27.1
<b>EDINBURGH</b> . . . . .	<b>22.9</b>	Liverpool . . . . .	33.2
Dundee . . . . .	28.0	Manchester . . . . .	29.4
Aberdeen . . . . .	29.2	Birmingham . . . . .	29.2
Paisley . . . . .	27.7	Leeds . . . . .	27.1
Leith . . . . .	29.8	Sheffield . . . . .	29.7
Greenock . . . . .	30.5	Bristol . . . . .	26.9
Perth . . . . .	24.0	Bradford . . . . .	21.0

The greatest number of births took place in the second quarter of the year, viz., 2142, followed by 1929 in the third quarter, with 1919 and 1751 in the first and fourth quarters respectively.

Of the total births 3999 were males and 3742 females, or a proportion of 1068 male to 1000 female births.

The **Illegitimate** births were 584 in number, as compared with 623 in 1904 and 601 in 1903. The percentage of illegitimate to the total number of births was 7.5.



TABLE VII.

Quarter.	Births.	Males.	Females.	Legitimate.	Illegitimate.	Percentage of Illegitimate to Total Births.
1st .	1919	998	921	1772	147	7.66
2nd .	2142	1097	1045	1979	163	7.60
3rd .	1929	1032	897	1799	130	6.73
4th .	1751	872	879	1607	144	8.22
Total	7741	3999	3742	7157	584	7.54

## MARRIAGES.

The number of marriages in each of the four quarters of the year was:—

1st quarter	-	-	528
2nd do.	-	-	789
3rd do.	-	-	897
4th do.	-	-	704

or a total of 2918, as compared with 2894 in 1904, and 3041 in 1903.

The marriage-rate last year was thus 17.3, as contrasted with a rate of 17.4 in 1904 and 18.5 in 1903.

In other words, during the year 1905, 1 in every 41 persons above 15 years of age was married.

## DEATHS.

The number of deaths which occurred in the city during the year 1905 was 5427, which gives a death-rate of 16.25 per 1000 of the population.

Of the above total 628 were "country deaths," *i.e.*, related to persons who were merely temporary residents in Edinburgh, or who had come to the city for treatment in one of its many medical institutions. If these latter deaths be deducted from the total, then we find that the actual mortality amongst "citizens" was 4799, which gives a death-rate for the year 1905 of 14.25 per 1000. This is the lowest annual death-rate which has ever been recorded for Edinburgh, being slightly below that of last year. The following death-rates of the last five quinquennia—18.23, 18.26, 18.17, 17.48, and 15.6—show that this low death-rate is not accidental, but in consonance with a continuous reduction which has taken place during the last twenty years.

This is even more clearly indicated by the Chart "B"—in which the death-rates for the last thirty-three years are shown as a percentage above or below the mean annual death-rate for the period—namely, 18.3 per 1000 of the population.

It will be noticed that on very few occasions since 1883 has the death-rate exceeded the mean, but on the contrary, especially during the last eight years, that there has been a progressive and marked decline, the lowest point having been reached last year.

# Chart B.

## DEATHS - (ALL CAUSES)

### Period 1873-1905.

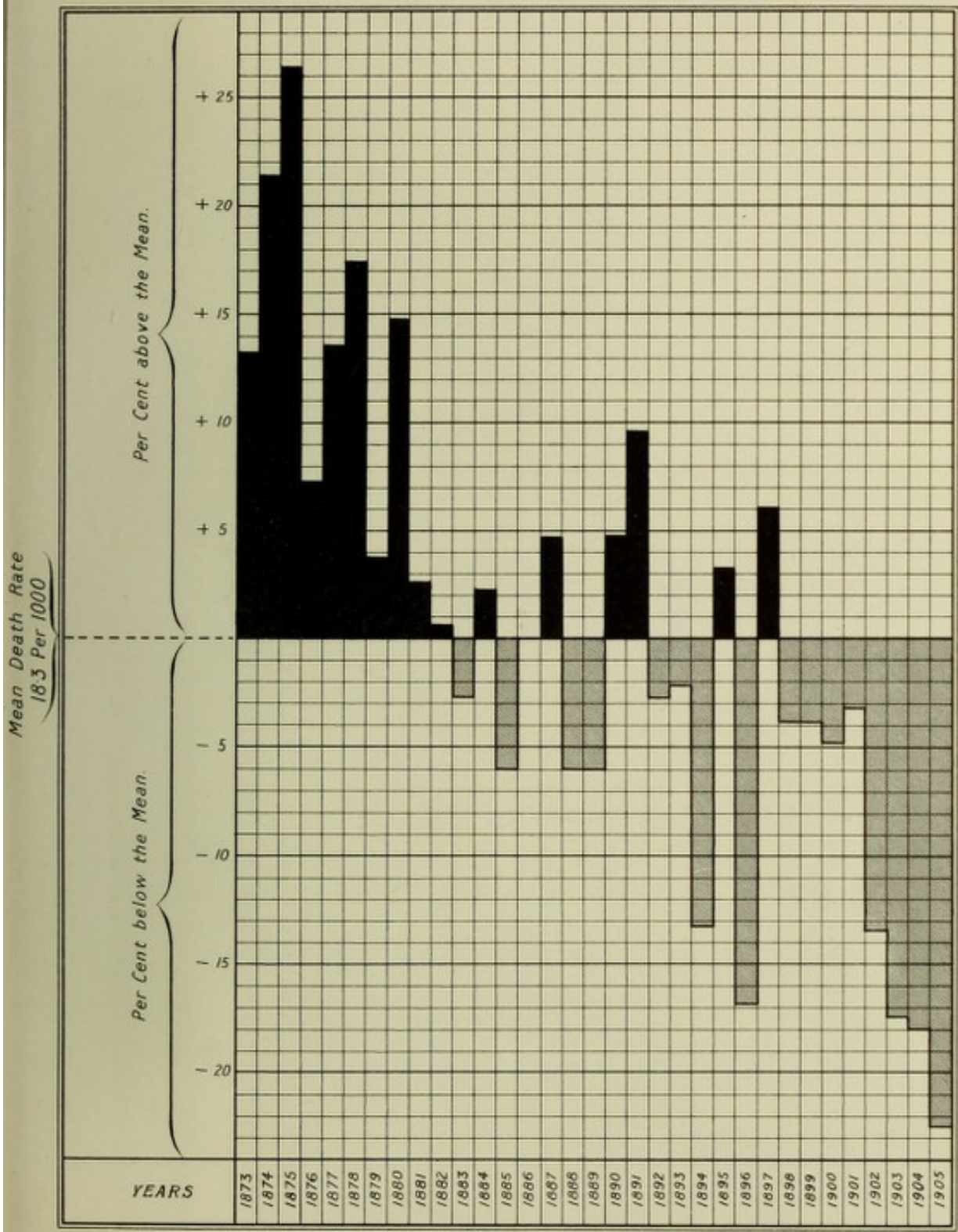



Chart B.  
DENTING - (see caption)  
1921-1929

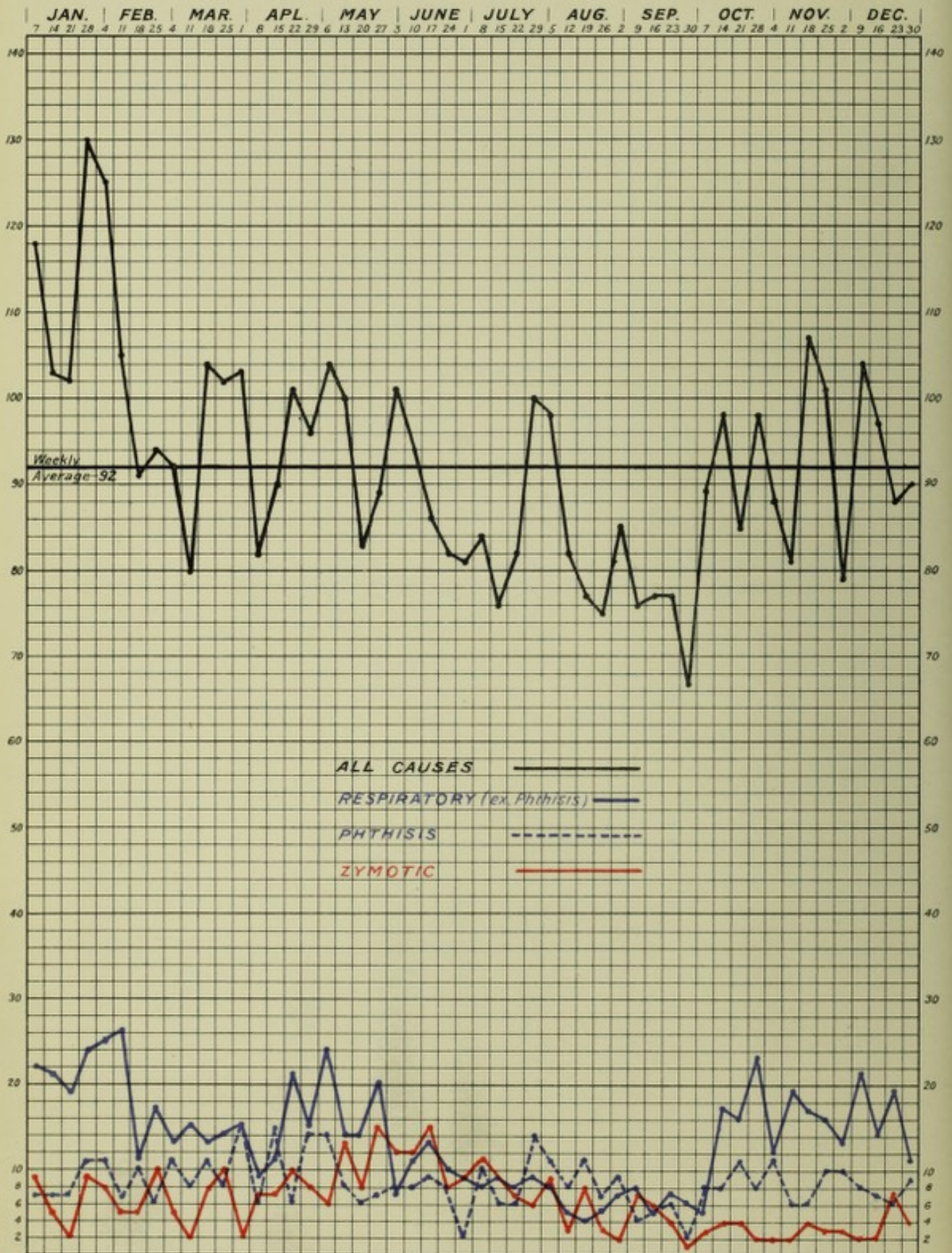


School of Public & Clinical  
Medicine  
26 AUG. 1929  
London



# Chart C.

SHOWING THE WEEKLY NUMBER OF DEATHS FROM ALL CAUSES, AND FROM RESPIRATORY DISEASES, PHTHISIS, AND ZYMOTIC DISEASES, (EXCLUDING DIARRHŒA) DURING THE YEAR 1905.



The number of deaths which occurred in various public medical institutions is shown in Table VIII., from which it will be seen that 514 of these related to persons who were not, strictly speaking, residents of Edinburgh, but had come to the city for medical treatment, while 114 other deaths belong to the same category, although they did not occur in any public institution. It should be noted that only 13 out of the total deaths in the Maternity Hospital related to adults, the remaining 39 having been infants under the age of 15 days.

TABLE VIII.

Institutions.	Wards.	Citizens.	From the Country.	Total.
House of Refuge . . . . .	II.	23	...	23
Longmore Hospital . . . . .	III.	41	20	61
Sick Children's Hospital . . . . .	III.	170	94	264
Royal Asylum . . . . .	V.	77	38	115
Craigleith Poorhouse . . . . .	VIII.	119	1	120
†East Pilton Hospital for Infections Diseases . . . . .	VIII.	...	16	16
Royal Infirmary . . . . .	XIV.	493	307	800
*Maternity Hospital . . . . .	XIV.	43	9	52
Chalmers' Hospital . . . . .	XIV.	28	9	37
Deaconess Hospital . . . . .	XV.	10	10	20
City Hospital for Infectious Diseases . . . . .	...	133	10	143
Other Deaths throughout the City . . . . .	...	1137	514	1651
		3662	114	3776
Total . . . . .		4799	628	5427

\* The Deaths include 39 Infants under 15 days.

† Leith Fever Hospital was situated within the Edinburgh Registration District until 1st July 1905.

The Chart "C" shows in a graphic manner the weekly rise and fall in the number of deaths during the year. The highest mortality was recorded during the fourth week of January, viz., 130 deaths, equal to a death-rate of 20·0 per 1000. The lowest weekly death-rate was 10·3, and occurred in the last week of September.

During the first quarter of the year the deaths numbered 1339, and the death-rate per 1000 of the population was 15·9. The lowest mortality occurred in the third quarter, when the number of deaths was 1064, equal to a death-rate of 12·64.

Quarter.	Deaths.	Death-rates per 1000.
1st . . . . .	1339	15·90
2nd . . . . .	1191	14·15
3rd . . . . .	1064	12·64
4th . . . . .	1205	14·32

The distribution of the deaths, together with the death-rates in the chief divisions of the city, and the corresponding rates for the year 1904, is shown in Table IX.

TABLE IX.

Districts :—	New Town.	Old Town.	South. Districts.	Portobello.
Number of Deaths	1870	1948	786	195
Rate per 1000	12·91	17·19	12·07	14·52
Rate in 1904	14·06	17·84	12·15	15·56

The distribution of the deaths according to Wards, together with the corresponding death-rates, acreage, and population, is seen in Tables X. and XI.

The Ward death-rates cannot be used for comparative purposes without certain important reservations, as I have indicated in previous reports. Four of the Wards, viz., Merchiston, Gorgie, St Stephen's, and George Square, show a slight increase in their death-rates over last year.

TABLE X.

*Showing the Density of the Population in various Wards of the City, &c.*

No.	WARD.	Populations at Census of 1901.	Acres.	Density of the Population per acre.	Death rate per 1000 in 1905.
I.	Calton . . . .	25,026	228	109·7	13·19
II.	Canongate . . . .	24,339	965	25·2	16·58
III.	Newington . . . .	18,993	891	21·3	11·27
IV.	Morningside . . . .	19,090	1,358	14·0	12·05
V.	Merchiston . . . .	21,024	677	31·0	13·95
VI.	Gorgie . . . . .	16,568	676	24·5	13·94
VII.	Haymarket . . . .	14,064	959	14·6	8·98
VIII.	St Bernard's . . . .	16,170	1,524	10·6	15·69
IX.	Broughton . . . .	13,955	472	29·5	13·85
X.	St Stephen's . . . .	19,315	190	100·1	14·30
XI.	St Andrew's . . . .	13,833	206	67·1	12·40
XII.	St Giles . . . . .	28,038	266	105·4	16·31
XIII.	Dalry . . . . .	22,894	187	122·4	13·18
XIV.	George Square . . . .	25,039	248	100·9	17·17
XV.	St Leonard's . . . .	26,452	104	254·3	16·22
XVI.	Portobello . . . . .	12,659	2,465	5·1	14·52
	Totals . . . . .	317,459	11,416	27·8	14·25

TABLE XI.  
Showing the Population, Number of Deaths, and Death-rates in the various Wards of the City in 1905.

WARDS.	I.	II.	III.	IV.	V.	VI.	VII.	VIII.	IX.	X.	XI.	XII.	XIII.	XIV.	XV.	XVI.	TOTAL.
	Calton.	Canongate.	Newington.	Morningside.	Merchiston.	George.	Haymarket.	St Bernard's.	Broughton.	St Stephen's.	St Andrew's.	St Giles.	Dalry.	George Square.	St Leonard's.	Portobello.	
Population . . .	26,533	25,805	20,137	20,240	22,290	17,566	14,911	17,144	14,795	20,478	14,666	29,726	24,273	26,547	28,045	13,421	336,577
No. of Deaths . . .	350	428	227	244	311	245	134	269	205	293	182	485	320	456	455	195	4799
Rate per 1000 . . .	13.19	16.58	11.27	12.05	13.95	13.94	8.98	15.69	13.85	14.30	12.40	16.31	13.18	17.17	16.22	14.52	14.25

TABLE XII.  
Showing the Distribution of Deaths from Infectious Diseases (including Erysipelas and Puerperal Fever) in the Wards in 1905.

WARDS.	I.	II.	III.	IV.	V.	VI.	VII.	VIII.	IX.	X.	XI.	XII.	XIII.	XIV.	XV.	XVI.	TOTAL.
	Calton.	Canongate.	Newington.	Morningside.	Merchiston.	George.	Haymarket.	St Bernard's.	Broughton.	St Stephen's.	St Andrew's.	St Giles.	Dalry.	George Square.	St Leonard's.	Portobello.	
Typhus . . .	...	...	...	...	...	...	...	...	...	...	...	...	...	1	...	...	1
Typhoid and Relapsing or Continued Fever . . .	2	...	1	...	1	1	1	...	2	5	...	...	1	2	3	1	20
Puerperal Fever . . .	1	2	...	1	...	...	1	1	...	...	...	1	2	...	...	1	9
Diphtheria and Mem- branous Croup . . .	5	7	2	1	4	5	1	1	7	5	6	5	6	3	2	1	61
Smallpox . . .	...	...	...	...	...	...	...	...	...	...	...	...	...	...	...	...	...
Scarlet Fever . . .	3	2	...	...	2	1	...	...	...	...	...	4	1	1	1	...	15
Erysipelas . . .	...	2	1	...	2	2	2	2	1	2	...	2	3	2	3	1	25
Measles . . .	15	10	2	1	1	19	2	2	1	4	...	13	10	8	12	3	103
Whooping Cough . . .	10	20	1	3	5	14	...	4	4	8	2	18	12	8	17	2	128
Total . . .	36	43	7	6	15	42	6	10	15	24	8	43	35	25	38	9	362



TABLE XIII.

*Showing the number of Deaths and the corresponding Death-Rates at various Age-Periods during the last five years.*

Ages.	Number of Deaths.					Death-rate per 1000 Persons living at each Age Group.				
	1901	1902	1903	1904	1905	1901	1902	1903	1904	1905
Under 1 year . . .	1133	944	952	976	966	166.98	135.37	134.72	136.04	138.49
1 and under 2 years	458	246	278	304	255	74.64	39.17	43.68	47.14	38.59
2 " 3 "	178	128	110	107	104	28.33	19.49	16.55	15.87	15.08
3 " 4 "	74	51	73	69	72	11.94	8.21	11.60	10.83	11.00
4 " 5 "	67	41	58	42	42	10.84	6.73	9.41	6.72	6.54
Total under 5 years .	1910	1410	1471	1498	1439	60.49	43.90	45.21	45.42	43.03
5 and under 10 years	145	122	133	140	106	4.37	4.10	4.41	4.57	3.41
10 " 15 "	86	66	88	67	67	2.61	2.20	2.90	2.17	2.14
15 " 20 "	136	100	116	120	97	3.97	3.01	3.44	3.51	2.79
20 " 25 "	140	140	151	139	129	4.13	3.90	4.18	3.79	3.47
25 " 35 "	362	334	306	323	305	6.83	5.95	5.37	5.53	5.15
35 " 45 "	463	448	408	346	345	12.14	11.01	9.89	8.23	8.09
45 " 55 "	506	485	477	486	481	17.38	16.04	15.56	15.62	15.25
55 " 65 "	666	699	623	607	611	36.38	34.35	30.18	29.28	29.08
65 " 75 "	638	716	631	652	668	63.81	67.55	58.86	61.90	62.56
Over 75 years . . .	581	593	559	617	551	147.01	129.28	120.70	146.66	129.16
At all ages . . . .	5633	5113	4963	4995	4799	17.71	15.83	15.15	15.04	14.25

Table XIII. enables a comparison to be made of the number of deaths and corresponding death-rates at various age-periods during the last five years. It is seen that the year 1905 presents no remarkable features in the death-rates at any of the age-periods.

The chief points of interest are the considerable reduction in the number of deaths of children of 1 and under 2 years, and in the death-rate under 5 years. The death-rate of persons over 75 years of age is also much lower than in 1904.

TABLE XIV.

Showing the number of Deaths and the Death-rate per 1000 of the Inhabitants of Edinburgh during 1905 from all causes and from certain specified causes. Also the Population, the number of Deaths and the Death-rate per 1000 of those living, at all ages and at certain age-periods.

	Annual Death-rate per 1000	All Ages	Under 1 Year	1 and under 2 Years	2 and under 3 Years	3 and under 4 Years	4 and under 5 Years	Total under 5 Years	5 and under 10 Years	10 and under 15 Years	15 and under 20 Years	20 and under 25 Years	25 and under 35 Years	35 and under 45 Years	45 and under 55 Years	55 and under 65 Years	65 and under 75 Years	75 Years and upwards	Total above 5 Years
Annual Death-rate per 1000	—	1425	6975	6607	6895	6540	6421	4303	3441	214	279	347	515	809	1525	2908	6256	12916	1108
Age Distribution of Population	—	336377	6975	6607	6895	6540	6421	33438	31000	31165	34649	37119	59120	42606	31526	21011	10677	4266	303139
Deaths from all Causes	14.25	4799	966	255	104	72	42	1439	106	67	97	129	305	345	481	611	668	551	3360
Smallpox	—	—	—	—	—	—	—	—	—	—	—	—	—	—	—	—	—	—	—
Measles	.30	103	23	49	14	7	7	100	3	—	—	—	—	—	—	—	—	—	3
Scarlet Fever	.04	15	4	1	3	1	1	10	3	—	—	—	—	—	—	—	—	—	5
Diphtheria and Membranous Croup	.18	61	4	11	9	10	3	37	21	1	1	—	—	—	—	—	—	—	24
Whooping Cough	.38	128	48	36	26	10	5	125	3	—	—	—	—	—	—	—	—	—	3
Typhus Fever	—	1	—	—	—	—	—	—	—	—	—	—	—	—	—	—	—	—	1
Typhoid Fever	.05	20	—	—	—	—	—	—	2	2	2	—	5	3	2	1	—	—	20
Simple, &c., Fever	—	—	—	—	—	—	—	—	—	—	—	—	—	—	—	—	—	—	—
Puerperal Fever	.02	9	—	—	—	—	—	—	—	—	—	—	3	6	—	—	—	—	9
Influenza	.10	36	3	1	—	—	—	5	—	1	—	—	—	1	3	7	—	12	31
Diarrhoea	.12	43	32	1	—	—	—	34	1	—	—	—	—	1	1	2	—	1	9
Cancer	1.02	344	—	1	—	—	—	1	—	—	3	3	12	25	65	98	97	40	343
Scrofula and other forms of Tuberculosis	.30	103	14	12	2	4	5	37	10	6	6	10	12	8	4	6	4	—	66
Tabes Mesenterica	.03	11	3	3	—	1	2	9	—	2	—	—	—	—	—	—	—	—	2
Phthisis	1.30	438	8	3	2	1	1	15	7	13	24	52	110	92	59	41	21	4	423
Tubercular Meningitis	.26	88	23	26	11	12	3	75	7	—	1	1	1	2	1	—	—	—	13
Diseases of the Nervous System	.80	271	79	21	9	4	7	120	5	9	3	7	15	22	26	34	18	12	151
Circulatory	2.52	850	12	—	—	—	—	12	5	8	11	13	35	50	120	207	234	155	838
Respiratory	2.10	707	154	60	17	17	5	253	12	3	8	8	35	44	64	82	111	87	454
Digestive	.90	304	93	15	4	—	—	112	10	6	13	6	20	29	34	27	30	17	192
(Urinary and)	.16	156	4	1	1	—	—	6	—	2	3	1	10	15	33	42	34	10	150
(Generative)	.07	26	—	—	—	—	—	—	—	—	—	—	—	—	—	—	—	—	26
Childbirth	.11	38	—	—	—	—	—	—	—	—	—	—	—	—	—	—	—	—	38
Suicide	.39	132	29	5	2	—	3	39	10	8	4	2	8	7	6	9	4	7	93
Other Violence	2.71	915	433	9	4	3	—	449	7	6	16	9	19	23	43	46	91	206	466

Of the total deaths, 1439 occurred under 5 years of age, or 29.9 per cent. Of these 966 were infants under 1 year. In the second year of life 255 died, in the third year 104, in the fourth year 72, and in the fifth 42. The death-rate of children under 5 years was 43.0 per 1000, while the rate for all those above this age was 11.0 per 1000, representing a mortality of 3360 persons.

On the total deaths, 2330 were males and 2469 females, equal to a death rate amongst the former of 15.1 per 1000 males of the population, and amongst the latter of 13.4 per 1000 females.

Under 5 years, the male deaths were 776, as compared with 663 deaths of female children, while above 5 years the deaths of females numbered 1806, and those of males 1554.

The **Infantile death-rate**, that is, the proportion of deaths of infants under 1 year of age to 1000 births during the year, was 124 in 1905, compared with 125 in 1904 and 117 and 119 in the years 1903 and 1902 respectively.

#### CAUSES OF DEATH.

The various causes of death during the year 1905, as well as information in regard to the death-rates from various diseases, also the ages and sex of those who died, is fully set forth in Tables XIV. and XIX., the former being a condensed statement of the facts contained in the latter table.

The localities or streets in which persons died, with the number of deaths, from certain specified causes, in each street, are given in Table XLV.

#### DEATHS FROM ZYMOTIC DISEASES.

The number of deaths due to the "principal Zymotic diseases" last year amounted to 328. The following table shows the number of deaths from these diseases during the last twelve years, the fluctuations being chiefly due to the periodic prevalence of Measles and Whooping Cough.

Year.	Deaths from principal Zymotic Diseases.
1894	378
1895	502
1896	269
1897	690
1898	404
1899	391
1900	291
1901	599
1902	346
1903	373
1904	381
1905	328

The **Zymotic death-rate** (excluding Diarrhœa) was  $\cdot 97$  per 1000 of the population, which is considerably below the average rate for the preceding five years, viz.  $1\cdot 22$ .

The Chart "C" shows the number of deaths from Zymotic diseases during each week of the year.

The lowest number recorded was 1 in the week ending 30th September while the highest mortality from this cause was 15 in the weeks ending 27th May and 17th June.

**Smallpox.**—No deaths occurred from this cause, only 2 cases having been notified during the year, particulars of which will be found in a subsequent part of the Report.

**Typhus.**—Only 1 case of this disease occurred in a man 54 years of age and ended fatally.

**Measles** accounted for 103 deaths, as compared with 66 in 1904 and 91 in 1903.

The Measles death-rate last year was  $\cdot 30$  per 1000 of the population, which is slightly less than the average of the previous five years.

Of the 103 deaths 43 were males and 60 females, while 100 were under 5 years of age and of these 72 were under 2 years.

**Scarlet Fever.**—The deaths from this disease amounted to 15 last year as compared with 31 in 1904 and 53 in 1903. This decrease is explained more especially by the mild type of the disease last year, and also a slightly diminished prevalence, there having been 832 cases notified, as against 1070 in 1904 and 1415 in 1903. 10 of the deaths occurred in children under 5 years of age, 3 at ages from 5 to 10 years, and 2 adults between 20 and 35 years of age.

**Diphtheria and Membranous Croup** caused 61 deaths, as compared with 63 in 1904, 59 in 1903, and 32 in 1902.

**Whooping Cough** was again prevalent during 1905, and caused 128 deaths as compared with 184 in 1904, 148 in 1903, 97 in 1902, and 248 in 1901. Of the total deaths, 125 occurred during the first 5 years of life, and of these 84 were children under two years. There were no deaths at ages over 10 years.

**Enteric Fever.**—The number of deaths last year from Enteric Fever was 20, equal to a death-rate of  $\cdot 05$  per 1000 of the population.

Of the 210 cases of this disease which occurred last year, 179 were treated in hospital, and of these 9 died, or 5 per cent., whereas the mortality amongst the remaining cases was 35 per cent.

**Puerperal Fever.**—"Puerperal Fever" and "Puerperal Septicæmia" accounted for 9 deaths, as compared with 11 in the previous year.

Of these 9 deaths 5 occurred in patients who were delivered at their own homes—no death took place in the Royal Maternity Hospital—the remaining 4 fatal cases having been patients in the Royal Infirmary.

**Diarrhœal Diseases.**—5 deaths were attributed to Epidemic Diarrhœa or Zymotic Enteritis, while 36 deaths were certified as due to simple "Diarrhœa." Of these 32 occurred in the first year of life, while 6 were persons over 35 years of age.

**Tubercular Diseases** caused a total of 640 deaths, as compared with 654 in 1904 and 698 in 1903.

Included under this heading are the following:—Phthisis, 438 deaths; Tubercular Meningitis, 88; Tubercular Peritonitis, 21; Tabes Mesenterica, 11; Tubercle of other organs, 34; and General Tuberculosis, 48.

The deaths from Phthisis in 1904 were 408, and in 1903, 467.

Of the deaths from Tubercular Meningitis, 75 occurred during the first five years of life, the majority, viz., 49 being in infants under 2 years. Of the total deaths from Tubercular affections no fewer than 136 were in children under 5 years.

In the following Table XV., the deaths from Pulmonary Phthisis have been classified according to the ages at death, and also to show the social status of the patients in the various Wards in the city, so far as this is indicated by the rental of the houses in which the deaths occurred.

The deaths in houses under £10 amounted to 36 per cent. of the total, and those in houses from £10 to £15 to 25 per cent., from £15 to £20, 17 per cent., and 13 per cent. in houses of £20 and upwards. These figures do not necessarily indicate that Phthisis is more prevalent amongst the population living in houses under £10 rental than amongst those in the higher rented dwellings, since there is a very much larger population of the former class than of the latter.

As regards the ages at death, the percentage of deaths at the four age periods taken was:—Under 15 years, 8 per cent.; 15 to 25 years, 17 per cent.; 25 to 45 years, 46 per cent.; and above 45 years, 28 per cent.

**Alcoholism** is stated as the direct cause of death in 38 persons, 23 men and 15 women.

**Cancer.**—The total number of deaths due to this cause is 344, comprising 148 certified as "Carcinoma," 21 as "Sarcoma," and 175 as "Malignant Disease" or "Cancer." Of these deaths 220, or 63 per cent., occurred amongst females.

In 1904 Cancer caused 331 deaths, as compared with 316, 312, and 293 in the three previous years.

TABLE XV.

Table showing the Distribution of Deaths from Phthisis according to Wards, also the Age-Periods, and the Rental of Houses occupied by the deceased Persons.

WARDS.	Total.	Sex.		Ages.			Rental of Houses.				In Institutions, Usual Residence.			
		Male.	Female.	Under 15 years.	15 & under 25 years.	25 & under 45 years.	45 years & upwards.	Under £10.	£10 and under £15.	£15 and under £20.	£20 and upwards.	Rental not stated.	Lodging Houses.	Not Stated.
Calton	34	19	15	3	5	16	10	8	14	9	3	...	...	...
Canongate	37	21	16	3	10	20	4	20	7	6	2	...	...	2
Newington	25	12	13	1	4	12	8	1	4	10	10	...	...	...
Morningside	13	7	6	...	1	9	3	1	1	2	9	...	...	...
Merchiston	20	10	10	2	3	7	8	1	2	2	11	...	...	4
Gorgie	25	9	16	3	7	9	6	5	15	5	...	...	...	...
Haymarket	10	6	4	1	2	5	2	2	1	2	5	...	...	...
St Bernard's	25	13	12	4	1	7	13	5	4	3	1	...	...	12
Broughton	20	10	10	3	3	9	5	5	6	4	5	...	...	...
St Stephen's	22	12	10	2	2	16	2	9	3	6	4	...	...	...
St Andrew's	21	13	8	2	4	11	4	12	3	5	1	...	...	...
St Giles	52	24	28	2	9	22	19	30	10	3	1	...	8	...
Dalry	38	25	13	4	6	14	14	7	20	9	...	1	1	...
George Square	41	24	17	1	7	23	10	18	10	5	5	1	2	...
St Leonard's	43	20	23	4	9	18	12	32	7	3	...	1	...	...
Portobello	12	7	5	...	3	4	5	2	3	3	4	...	...	...
Total	438	232	206	35	76	202	125	158	110	77	61	3	11	18

In the following Table XVI. (which includes the deaths from Cancer of those persons who died in public institutions, and who were not regular residents in Edinburgh) the site of the Cancer is classified, so far as possible, as well as the sex and ages of those affected.

The alimentary track, with "stomach and œsophagus," 92 cases, "intestines and rectum, 92; "pylorus," 12; "tongue and mouth," 17—in all 213 cases—forms by far the most common seat of Cancer. This is followed by "uterus, ovaries, and vagina" with 53 cases, the "liver and gall bladder" 42, and the "breast" 34 cases.

On making a synopsis of this Table for the last seven years, I find that the total number of cases of Cancer was 2695, of which 1568 were females and 1127 males, the percentage of female cases being thus 58.

**Diseases of the Heart and Blood Vessels.**—These caused a total of 850 deaths. "Syncope," or "Heart Disease" which was not particularly specified, accounted for 224 of these, while Valvular Disease or Endocarditis is definitely stated as the cause in 167 instances. Fatty Degeneration of the Heart, 38 deaths, and Dilatation of the Heart, 30, constitute the majority of the other heart conditions producing death.

Cerebral Hæmorrhage, Embolism or Thrombosis, Apoplexy, and Hemiplegia, together caused 303 deaths, of which 126 were in males and 177 in females. 169 deaths from these causes occurred in persons above 65 years of age.

**Diseases of the Respiratory Organs.**—The deaths from these diseases amounted to 707, of which two diseases, viz., Bronchitis and Pneumonia, accounted for 650.

There were 72 deaths certified as Lobar or Croupous Pneumonia, 128 as the Broncho-Catarrhal or Lobular form, and 215 simply as "Pneumonia."

The following Table shows the mortality from Bronchitis and Pneumonia in each quarter of the year:—

	1st Quarter.	2nd Quarter.	3rd Quarter.	4th Quarter.	Total.
Bronchitis	85	52	22	76	235
Pneumonia	135	105	65	110	415
Total	220	157	87	186	650

83 of the deaths from Bronchitis occurred in children under 5 years of age, and of these 61 were under 1 year. 162 of the deaths from Pneumonia were in children under 5 years, 89 being infants under 1 year.

TABLE XVI.

Showing the Deaths from Cancer (including Country Deaths), the Organ implicated, and the Sex and Ages of those affected.

Site.	Sex.	AGES.										TOTALS.	
		Under 15.	15-20.	20-25.	25-35.	35-45.	45-55.	55-60.	60-65.	65-75.	75 and upwards.		
Brain . . . . .	M	...	...	...	...	...	...	...	...	...	...	...	1
	F	...	...	...	...	...	...	...	...	1	...	1	1
Jaw and Face . . . . .	M	...	...	...	...	...	...	1	1	3	1	6	12
	F	...	...	...	...	...	3	1	...	1	1	6	6
Tongue and Mouth . . . . .	M	...	...	...	...	2	4	2	5	4	...	17	17
	F	...	...	...	...	...	...	...	...	...	...	...	...
Larynx, Pharynx and Neck	M	...	...	...	1	...	4	2	1	2	1	11	14
	F	...	...	...	...	...	...	1	...	2	...	3	3
Thorax and Lungs	M	...	...	...	...	...	1	...	...	1	...	2	8
	F	...	...	...	...	...	1	1	1	3	...	6	6
Breast . . . . .	M	...	...	...	...	...	...	...	...	...	...	...	34
	F	...	...	...	...	4	7	7	4	8	4	34	34
Stomach and Oesophagus	M	...	...	...	1	1	13	6	8	11	4	44	92
	F	...	...	...	2	4	12	3	8	15	4	48	48
Liver and Gall Bladder . . . . .	M	...	...	...	2	2	1	3	3	3	2	16	42
	F	1	...	...	...	2	7	2	3	6	5	26	26
Intestines and Rectum . . . . .	M	...	1	2	2	1	6	10	9	11	3	45	92
	F	...	...	1	4	4	6	7	7	12	6	47	47
Pancreas . . . . .	M	...	...	...	...	1	...	1	1	1	...	4	7
	F	...	...	...	...	...	1	...	...	2	...	3	3
Pylorus . . . . .	M	...	...	...	...	...	5	...	...	1	...	6	12
	F	...	...	...	...	...	2	1	1	...	2	6	6
Uterus . . . . .	M	...	...	...	...	...	...	...	...	...	...	...	44
	F	...	...	...	4	11	10	5	4	9	1	44	44
Ovaries and Vagina . . . . .	M	...	...	...	...	...	...	...	...	...	...	...	9
	F	...	...	...	...	1	3	...	...	3	2	9	9
Penis . . . . .	M	...	...	...	...	...	...	1	...	1	...	2	2
	F	...	...	...	...	...	...	...	...	...	...	...	...
Abdomen and Pelvis . . . . .	M	...	...	...	...	1	...	...	1	...	...	2	22
	F	...	1	...	1	1	3	3	3	6	2	20	20
Kidney . . . . .	M	...	...	...	...	...	...	...	...	...	...	...	1
	F	...	...	...	...	...	...	1	...	...	...	1	1
Prostate and Bladder . . . . .	M	...	...	...	...	...	2	...	...	2	...	4	5
	F	...	...	...	...	...	...	...	...	1	...	1	1
Bones . . . . .	M	...	1	...	...	...	1	...	...	...	1	3	6
	F	...	1	...	...	...	...	2	...	...	...	3	3
Ductless Glands . . . . .	M	...	...	...	...	1	...	2	1	...	...	4	8
	F	...	...	...	...	...	...	...	2	1	1	4	4
Skin . . . . .	M	...	...	...	...	...	...	...	...	1	...	1	5
	F	...	...	...	...	...	...	1	1	1	1	4	4
Spleen . . . . .	M	...	...	...	1	...	...	...	...	...	...	1	1
	F	...	...	...	...	...	...	...	...	...	...	...	...
Not specified . . . . .	M	...	...	...	...	...	...	...	...	...	...	...	6
	F	...	...	...	...	...	...	2	2	1	1	6	6
Totals . . . . .		1	4	3	18	36	92	65	66	113	42		440

**Developmental Diseases.**—170 infants died as a result of premature birth, viz., 99 males and 71 females. Injury at birth caused 6 deaths, and 42 succumbed as a result of congenital defects or malformation. 18 deaths are attributed to Atelectasis, while 11 infants are stated to have died as a result of teething.

**Diseases of the Nervous System** caused 271 deaths, 137 being males and 134 females. 61 deaths were certified as due to "Convulsions," of which 49 were infants under 1 year.



**Diseases of the Digestive System** accounted for 304 deaths, amongst which were 22 from Gastric Ulcer and 26 from other diseases of the stomach of a non-malignant character. There were 47 deaths from "Enteritis," of which 34 occurred under 2 years of age, a fact which indicates that the majority of these cases would probably have been more accurately described as cases of "Epidemic Enteritis or Diarrhoea." The same remark may be applied to the deaths from "Gastro-Enteritis," of which there were 53, 46 being in infants under 2 years.

Appendicitis was stated to be the cause of death in 30 cases, viz., 16 males and 14 females.

There were 19 deaths ascribed to Intestinal Obstruction—9 males and 10 females.

**Diseases of the Urinary and Generative Organs.**—The total number of deaths in this class was 156. The chief diseases included are:—Acute Nephritis, 35 deaths; Chronic Bright's disease, 90; and affections of the bladder and prostate, 18 deaths.

**Deaths the result of Accident and Negligence** amounted to 129, as compared with 122, 126, and 148 in 1904, 1903, and 1902 respectively. Suffocation caused 30 deaths, and of these 28 were infants under 1 year, the cause of the suffocation in these latter cases having been most probably "overlying" while in bed with their parents.

**Suicide.**—The deaths from this cause amounted to 38, of which 23 were males and 15 females. The methods employed were—Firearms in 2 cases; cut throat, 5; drowning, 8; hanging, 6; poison, 15; and other methods in 2 instances. The poisons taken were—Laudanum, 5 cases; Morphia, 2 cases; Oxalic Acid, 3 cases; Carbolic Acid, 2 cases; Prussic Acid, Hydrochloric Acid, and Carbon Monoxide Gas, each 1 case.

**Ill-defined and Non-specified Causes** accounted for 400 deaths, of which those due to "atrophy, debility, or inanition" amounted to 132, while 263 were certified to be the result of "old age," and amongst these 140 persons had exceeded the age of 80 years, 20 being over 90 years of age.

**Mortality amongst Illegitimate Children.**—In the following Table XVIII. the deaths of Illegitimate Children under 5 years of age are classified according to age and the cause of death. The total number of such deaths was 133 last year, as compared with 133 and 149 in 1904 and 1903 respectively.

Out of 584 illegitimate children born last year, 105 died, or a proportion of 179 per 1000, as compared with a proportion of 120 deaths of legitimate children per 1000 legitimate births.






TABLE XVIII.

*Causes of Death among Illegitimate Children during the year 1905*

Cause of Death.	Under 1 Day.	1 Day and under 1 Week.	1 Week and under 1 Month.	1 Month and under 3 Months.	3 Months and under 6 Months.	6 Months and under 1 Year.	1 Year and under 2 Years.	2 Years and under 3 Years.	3 Years and under 4 Years.	4 Years and under 5 Years.	TOTAL.
Zymotic Diseases . . . . .	...	...	...	1	2	...	7	2	...	...	12
Diarrhoea and Enteritis . . . . .	...	...	2	3	3	4	...	...	...	...	12
Syphilis . . . . .	...	1	1	4	2	...	...	...	1	...	9
Malnutrition . . . . .	...	...	...	2	...	...	...	...	...	...	2
Tubercular Disease . . . . .	...	...	...	...	...	1	3	...	1	...	5
Premature Birth . . . . .	10	7	1	...	...	...	...	...	...	...	18
Meningitis and Convulsions . . . . .	1	...	...	1	...	1	2	...	...	...	5
Respiratory Diseases . . . . .	...	1	1	5	6	12	5	2	1	...	33
Debility, Atrophy, etc. . . . .	1	2	1	7	8	...	...	...	...	...	19
Other Causes . . . . .	3	3	...	1	3	4	2	...	1	1	18
<b>TOTAL . . . . .</b>	<b>15</b>	<b>14</b>	<b>6</b>	<b>24</b>	<b>24</b>	<b>22</b>	<b>19</b>	<b>4</b>	<b>4</b>	<b>1</b>	<b>133</b>

The mortality with reference to Trades will be found classified in Table XVII.

TABLE XIX.

*Causes of Death at different periods of life in the year 1905.*

CAUSE OF DEATH.	TOTALS—ALL AGES.		Under 1 year.		1 & under 2 years.		2 & under 3 years.		3 & under 4 years.		4 & under 5 years.		TOTALS—UNDER FIVE YEARS.			5 & under 10 years.		10 & under 15 years.		15 & under 20 years.		20 & under 25 years.		25 & under 35 years.		35 & under 45 years.		45 & under 55 years.		55 & under 60 years.		60 & under 65 & under 75 years upwards.		TOTALS—ABOVE FIVE YEARS.			
	Total	M.	F.	M.	F.	M.	F.	M.	F.	M.	F.	M.	F.	M.	F.	M.	F.	M.	F.	M.	F.	M.	F.	M.	F.	M.	F.	M.	F.	M.	F.	M.	F.	M.	F.		
GENERAL DISEASES.																																					
Smallpox . . . . .	...	...	...	...	...	...	...	...	...	...	...	...	...	...	...	...	...	...	...	...	...	...	...	...	...	...	...	...	...	...	...	...	...	...	...	...	
Cow Pox and other effects of Vaccination . . . . .	...	...	...	...	...	...	...	...	...	...	...	...	...	...	...	...	...	...	...	...	...	...	...	...	...	...	...	...	...	...	...	...	...	...	...	...	...
Chicken Pox . . . . .	...	...	...	...	...	...	...	...	...	...	...	...	...	...	...	...	...	...	...	...	...	...	...	...	...	...	...	...	...	...	...	...	...	...	...	...	...
Measles . . . . .	103	43	60	15	8	18	31	4	10	2	5	3	4	42	58	100	1	2	...	...	...	...	...	...	...	...	...	...	...	...	...	...	...	...	...	...	...
Epidemic Rose Rash, German Measles . . . . .	1	1	1	1	...	...	...	...	...	...	...	...	...	1	1	1	...	...	...	...	...	...	...	...	...	...	...	...	...	...	...	...	...	...	...	...	...
Scarlet Fever . . . . .	15	8	7	1	3	1	...	...	...	...	...	...	...	1	5	10	1	2	...	...	...	...	...	...	...	...	...	...	...	...	...	...	...	...	...	...	...
Typhus Fever . . . . .	1	1	1	...	...	...	...	...	...	...	...	...	...	...	...	...	...	...	...	...	...	...	...	...	...	...	...	...	...	...	...	...	...	...	...	...	...
Plague . . . . .	...	...	...	...	...	...	...	...	...	...	...	...	...	...	...	...	...	...	...	...	...	...	...	...	...	...	...	...	...	...	...	...	...	...	...	...	...
Relapsing Fever . . . . .	36	8	28	1	2	...	...	...	...	...	...	...	...	1	4	5	...	...	...	...	...	...	...	...	...	...	...	...	...	...	...	...	...	...	...	...	...
Influenza . . . . .	128	49	79	18	30	13	23	10	16	5	5	1	4	47	78	125	2	1	...	...	...	...	...	...	...	...	...	...	...	...	...	...	...	...	...	...	...
Whooping Cough . . . . .	...	...	...	...	...	...	...	...	...	...	...	...	...	...	...	...	...	...	...	...	...	...	...	...	...	...	...	...	...	...	...	...	...	...	...	...	...
Mumps . . . . .	61	23	38	2	2	5	6	4	5	6	4	3	17	20	37	5	16	1	1	...	...	...	...	...	...	...	...	...	...	...	...	...	...	...	...	...	...
Diphtheria and Membranous Croup . . . . .	...	...	...	...	...	...	...	...	...	...	...	...	...	...	...	...	...	...	...	...	...	...	...	...	...	...	...	...	...	...	...	...	...	...	...	...	...
Cerebro-Spinal Fever . . . . .	...	...	...	...	...	...	...	...	...	...	...	...	...	...	...	...	...	...	...	...	...	...	...	...	...	...	...	...	...	...	...	...	...	...	...	...	...
Simple Continued Fever . . . . .	...	...	...	...	...	...	...	...	...	...	...	...	...	...	...	...	...	...	...	...	...	...	...	...	...	...	...	...	...	...	...	...	...	...	...	...	...
Enteric Fever . . . . .	20	9	11	...	...	...	...	...	...	...	...	...	...	...	...	...	...	...	...	...	...	...	...	...	...	...	...	...	...	...	...	...	...	...	...	...	
Asiatic Cholera . . . . .	...	...	...	...	...	...	...	...	...	...	...	...	...	...	...	...	...	...	...	...	...	...	...	...	...	...	...	...	...	...	...	...	...	...	...	...	...
Epidemic Diarrhoea, Epidemic or Zymotic Enteritis . . . . .	5	3	2	3	2	...	...	...	...	...	...	...	...	3	2	5	...	...	...	...	...	...	...	...	...	...	...	...	...	...	...	...	...	...	...	...	
Diarrhoea, Choleraic Diarrhoea . . . . .	36	20	16	17	10	1	...	...	...	...	...	...	...	18	11	29	1	1	...	...	...	...	...	...	...	...	...	...	...	...	...	...	...	...	...	...	
Dysentery . . . . .	2	2	...	...	...	...	...	...	...	...	...	...	...	...	...	...	...	...	...	...	...	...	...	...	...	...	...	...	...	...	...	...	...	...	...	...	...
Malarial Fever . . . . .	...	...	...	...	...	...	...	...	...	...	...	...	...	...	...	...	...	...	...	...	...	...	...	...	...	...	...	...	...	...	...	...	...	...	...	...	...
Hydrophobia . . . . .	...	...	...	...	...	...	...	...	...	...	...	...	...	...	...	...	...	...	...	...	...	...	...	...	...	...	...	...	...	...	...	...	...	...	...	...	...
Glanders, Farcy . . . . .	...	...	...	...	...	...	...	...	...	...	...	...	...	...	...	...	...	...	...	...	...	...	...	...	...	...	...	...	...	...	...	...	...	...	...	...	...
Anthrax, Splenic Fever . . . . .	...	...	...	...	...	...	...	...	...	...	...	...	...	...	...	...	...	...	...	...	...	...	...	...	...	...	...	...	...	...	...	...	...	...	...	...	...
Tetanus . . . . .	1	1	...	...	...	...	...	...	...	...	...	...	...	...	...	...	...	...	...	...	...	...	...	...	...	...	...	...	...	...	...	...	...	...	...	...	...
Syphilis . . . . .	28	12	16	10	14	...	...	...	...	...	...	...	...	11	14	25	...	...	...	...	...	...	...	...	...	...	...	...	...	...	...	...	...	...	...	...	...
Gonorrhoea, Stricture of Urethra . . . . .	3	2	1	...	...	...	...	...	...	...	...	...	...	...	...	...	...	...	...	...	...	...	...	...	...	...	...	...	...	...	...	...	...	...	...	...	...



TABLE XIX.—Continued.

CAUSE OF DEATH	TOTALS—ALL AGES.		Under 1 year.		1 & under 2 & under 3 & under 4 & under 5 years.		5 & under 10 & under 15 & under 20 & under 25 & under 30 & under 35 & under 40 & under 45 & under 50 & under 55 & under 60 & under 65 & under 70 & under 75 years & upwards.		TOTALS—ABOVE FIVE YEARS.																																
	Total	M.	F.	M.	F.	M.	F.	M.	F.	M.	F.	M.	F.	M.	F.	M.	F.	M.	F.	M.	F.	Total																			
																							M.	F.	Total	M.	F.	Total													
<b>GENERAL DISEASES—continued.</b>																																									
Rheumatic Fever, Acute Rheumatism . . . . .	22	6	16	...	...	1	...	...	...	...	...	...	...	...	...	...	...	...	...	...	...	...	...	...																	
Rheumatism of Heart . . . . .	1	1	...	...	...	...	...	...	...	...	...	...	...	...	...	...	...	...	...	...	...	...	...	...																	
Chronic Rheumatism . . . . .	16	4	6	...	...	...	...	...	...	...	...	...	...	...	...	...	...	...	...	...	...	...	...	...																	
Rheumatic Arthritis, Rheumatic Gout . . . . .	9	2	7	...	...	...	...	...	...	...	...	...	...	...	...	...	...	...	...	...	...	...	...	...																	
Gout . . . . .	...	...	...	...	...	...	...	...	...	...	...	...	...	...	...	...	...	...	...	...	...	...	...	...																	
Carcinoma . . . . .	148	41	107	...	...	...	...	...	...	...	...	...	...	...	...	...	...	...	...	...	...	...	...	...																	
Sarcoma . . . . .	21	8	13	...	...	...	...	...	...	...	...	...	...	...	...	...	...	...	...	...	...	...	...	...																	
Malignant Disease, Cancer . . . . .	175	75	100	...	...	...	...	...	...	...	...	...	...	...	...	...	...	...	...	...	...	...	...	...																	
Rickets . . . . .	6	4	2	3	...	1	1	...	...	...	...	...	...	...	...	...	...	...	...	...	...	...	...	...																	
Purpura . . . . .	5	3	2	...	...	...	...	...	...	...	...	...	...	...	...	...	...	...	...	...	...	...	...	...																	
Hæmophilia, Hæmorrhagic Diathesis . . . . .	...	...	...	...	...	...	...	...	...	...	...	...	...	...	...	...	...	...	...	...	...	...	...	...																	
Anæmia, Leucocythæmia . . . . .	27	10	17	1	...	...	...	...	...	...	...	...	...	...	...	...	...	...	...	...	...	...	...	...																	
Diabetes Mellitus . . . . .	17	9	8	...	...	...	...	...	...	...	...	...	...	...	...	...	...	...	...	...	...	...	...	...																	
Premature Birth . . . . .	170	99	71	99	71	...	...	...	...	...	...	...	...	...	...	...	...	...	...	...	...	...	...	...																	
Congenital Defects . . . . .	42	23	19	23	18	...	...	...	...	...	...	...	...	...	...	...	...	...	...	...	...	...	...	...																	
Injury at Birth . . . . .	6	5	1	5	1	...	...	...	...	...	...	...	...	...	...	...	...	...	...	...	...	...	...	...																	
Atelectasis . . . . .	18	14	4	14	4	...	...	...	...	...	...	...	...	...	...	...	...	...	...	...	...	...	...	...																	
Want of Breast Milk . . . . .	...	...	...	...	...	...	...	...	...	...	...	...	...	...	...	...	...	...	...	...	...	...	...	...																	
Teething . . . . .	11	7	4	7	4	...	...	...	...	...	...	...	...	...	...	...	...	...	...	...	...	...	...	...																	
<b>Total for General Diseases . . . . .</b>	<b>1880</b>	<b>894</b>	<b>986</b>	<b>263</b>	<b>197</b>	<b>64</b>	<b>84</b>	<b>30</b>	<b>40</b>	<b>23</b>	<b>27</b>	<b>12</b>	<b>15</b>	<b>392</b>	<b>363</b>	<b>755</b>	<b>21</b>	<b>40</b>	<b>8</b>	<b>23</b>	<b>25</b>	<b>24</b>	<b>35</b>	<b>42</b>	<b>81</b>	<b>80</b>	<b>69</b>	<b>91</b>	<b>85</b>	<b>88</b>	<b>57</b>	<b>45</b>	<b>43</b>	<b>44</b>	<b>59</b>	<b>94</b>	<b>19</b>	<b>52</b>	<b>502</b>	<b>623</b>	<b>1125</b>

















## NOTIFICATION OF INFECTIOUS DISEASES.

The notifications of infectious diseases received during 1905 were 2021 in number, compared with a total of 2559 in 1904, and 2674 in 1903. The cases of Scarlet Fever were 238 less than in 1904, and there was a decrease of 78 in the Diphtheria notifications.

Table XXII. shows the number of cases of each disease notified in each month of the year, and in Table XXI. will be found the notifications and deaths which have occurred from the various diseases in Edinburgh during the last twenty-six years.

In Table XXIII. the distribution of the cases of infectious disease throughout the City is shown, and in Table XX. the incidence of these diseases per 10,000 of the population in each district is indicated.

TABLE XX.

*Showing the Case-rate per 10,000 of the Population in the Chief Districts of the City from the whole of the Notifiable Diseases, and from Typhoid Fever, Diphtheria, and Scarlet Fever.*

	New Town.	Old Town.	Southern Districts.	Portobello.
All Notifiable Diseases	63·0	60·7	56·0	40·9
Typhoid Fever . . .	5·9	7·8	4·3	5·2
Diphtheria . . . .	25·0	15·0	19·5	10·4
Scarlet Fever . . .	24·6	25·5	25·1	16·3

This Table indicates what has been frequently drawn attention to in previous Reports, viz., that while the general incidence of Infectious Diseases in the three chief divisions of the city proper is practically equal, yet considerable variations are to be observed in regard to the relative incidence of Typhoid Fever and Diphtheria. Thus, in the Old Town the proportion of cases of Typhoid Fever per 10,000 of the population is always greater than in the more modern districts of the New Town and Southern Districts. With regard, however, to Diphtheria, the opposite is observed; the number of cases of this disease which occur in the two latter districts being always very much larger than that occurring in the Old Town.

TABLE XXI.

Showing the number of Notifications and Deaths, together with Death Rate per cent. of Cases of each Disease, during twenty-six years, 1880-1905.

Year.	Typhus Fever.			Typhoid Fever.			Puerperal Fever.			Diphtheria, Membranous Group.			Smallpox.			Scarlet Fever.			Erysipelas.			
	Cases	Deaths	Per-centage of Deaths to Cases.	Cases.	Deaths	Per-centage of Deaths to Cases.	Cases.	Deaths	Per-centage of Deaths to Cases.	Cases.	Deaths	Per-centage of Deaths to Cases.	Cases.	Deaths	Per-centage of Deaths to Cases.	Cases.	Deaths	Per-centage of Deaths to Cases.	Cases.	Deaths	Per-centage of Deaths to Cases.	
1880	18	7	39.0	336	49	14.5	...	...	...	172	35	20.3	5	...	...	1,897	388	17.8	...	...	...	
1881	23	14	60.8	413	47	11.3	...	...	...	171	37	21.6	4	...	...	1,904	257	13.4	...	...	...	
1882	45	10	22.2	639	70	10.9	...	...	...	217	33	15.2	1	100.0	...	2,161	88	4.0	...	...	...	
1883	50	16	32.0	346	42	12.1	...	...	...	214	34	15.8	...	...	...	1,817	85	4.6	...	...	...	
1884	42	16	38.0	591	70	11.8	...	...	...	183	44	24.0	1	...	...	1,423	72	5.1	...	...	...	
1885	58	10	17.2	589	62	10.5	...	...	...	149	43	28.8	12	...	...	1,087	28	2.5	...	...	...	
1886	12	4	33.3	224	31	13.8	...	...	...	212	51	24.0	26	3	11.5	1,306	42	3.2	...	...	...	
1887	38	11	28.9	332	38	11.4	...	...	...	256	57	22.2	...	...	...	2,587	145	5.5	...	...	...	
1888	23	5	21.7	245	27	11.0	...	...	...	245	65	26.5	1	...	...	618	20	3.2	...	...	...	
1889	46	9	19.5	320	32	10.0	...	...	...	354	98	27.1	...	...	...	1,255	29	2.3	...	...	...	
1890	7	1	14.3	500	44	8.8	...	...	...	361	85	23.5	...	...	...	1,197	46	4.0	...	...	...	
1891	1	...	...	445	42	9.4	...	...	...	207	48	23.1	...	...	...	979	49	5.0	...	...	...	
1892	18	3	16.6	238	28	11.7	...	...	...	203	42	20.6	8	...	...	1,856	69	3.7	...	...	...	
1893	6	1	16.6	274	36	13.1	...	...	...	251	62	24.7	51	1	1.9	1,629	49	3.0	...	...	...	
1894	3	1	33.3	310	38	12.2	...	...	...	362	86	23.7	537	56	10.4	1,821	65	3.5	...	...	...	
1895	...	...	...	417	54	12.9	...	...	...	314	65	20.7	109	16	14.6	2,832	65	2.2	...	...	...	
1896	10	3	30.0	328	36	10.9	...	...	...	251	52	20.7	...	...	...	2,185	48	2.1	...	...	...	
1897	3	1	33.3	254	24	9.4	...	...	...	214	44	20.5	...	...	...	2,597	93	3.5	...	...	...	
1898	79	9	11.2	241	27	11.2	...	...	...	269	38	14.1	7	...	...	2,387	72	3.0	...	...	...	
1899	12	3	25.0	289	39	13.4	...	...	...	279	28	10.0	...	...	...	1,185	50	4.2	...	...	...	
1900	35	3	8.5	249	25	10.0	...	...	...	483	52	10.0	5	...	...	991	27	2.7	...	...	...	
1901	14	2	14.3	215	30	13.9	...	...	...	542	58	10.7	6	1	16.6	892	26	2.9	...	...	...	
1902	10	1	10.0	192	27	14.0	...	...	...	408	32	7.8	7	...	...	812	30	3.6	...	513	25	4.8
1903	1	...	...	237	22	9.2	...	...	...	575	59	10.2	5	1	20.0	1415	53	3.7	...	434	15	3.4
1904	6	...	...	196	22	11.2	...	...	...	752	63	8.3	168	15	8.9	1070	31	2.8	...	353	15	4.2
1905	1	1	100.0	210	20	9.5	...	...	...	674	61	9.0	2	...	...	832	15	1.8	...	291	25	8.6
Totals	561	131	23.3	8,630	982	11.3	58	41	70.6	8,318	1,372	16.3	955	94	9.8	40,735	1,892	4.6	1,591	80	5.0	

N.B.—Previous to the year 1902 notification of Infectious Diseases was carried out under the "Edinburgh Municipal and Police Act, 1879," which did not include the notification of Puerperal Fever and Erysipelas.



TABLE XXII.

*Showing the Notifications received during each month of the year 1905.*

Disease.	Jan.	Feb.	Mar.	Apr.	May.	June.	July.	Aug.	Sept.	Oct.	Nov.	Dec.	Total.
Typhus . . . . .	...	...	...	...	...	...	...	...	...	...	1	...	1
Typhoid, Relapsing, and Continued Fever . . . . .	10	4	5	10	25	25	16	27	36	19	17	16	210
Puerperal Fever . . . . .	2	1	3	1	...	1	1	...	...	1	...	1	11
Diphtheria, Membranous Croup . . . . .	66	74	70	61	36	38	50	32	50	62	60	75	674
Smallpox . . . . .	...	...	...	1	...	1	...	...	...	...	...	...	2
Scarlet Fever . . . . .	80	62	61	79	44	39	57	55	80	91	101	83	832
Erysipelas . . . . .	26	22	29	31	28	18	7	19	18	33	28	32	291
Total . . . . .	184	163	168	183	133	122	131	133	184	206	207	207	2021

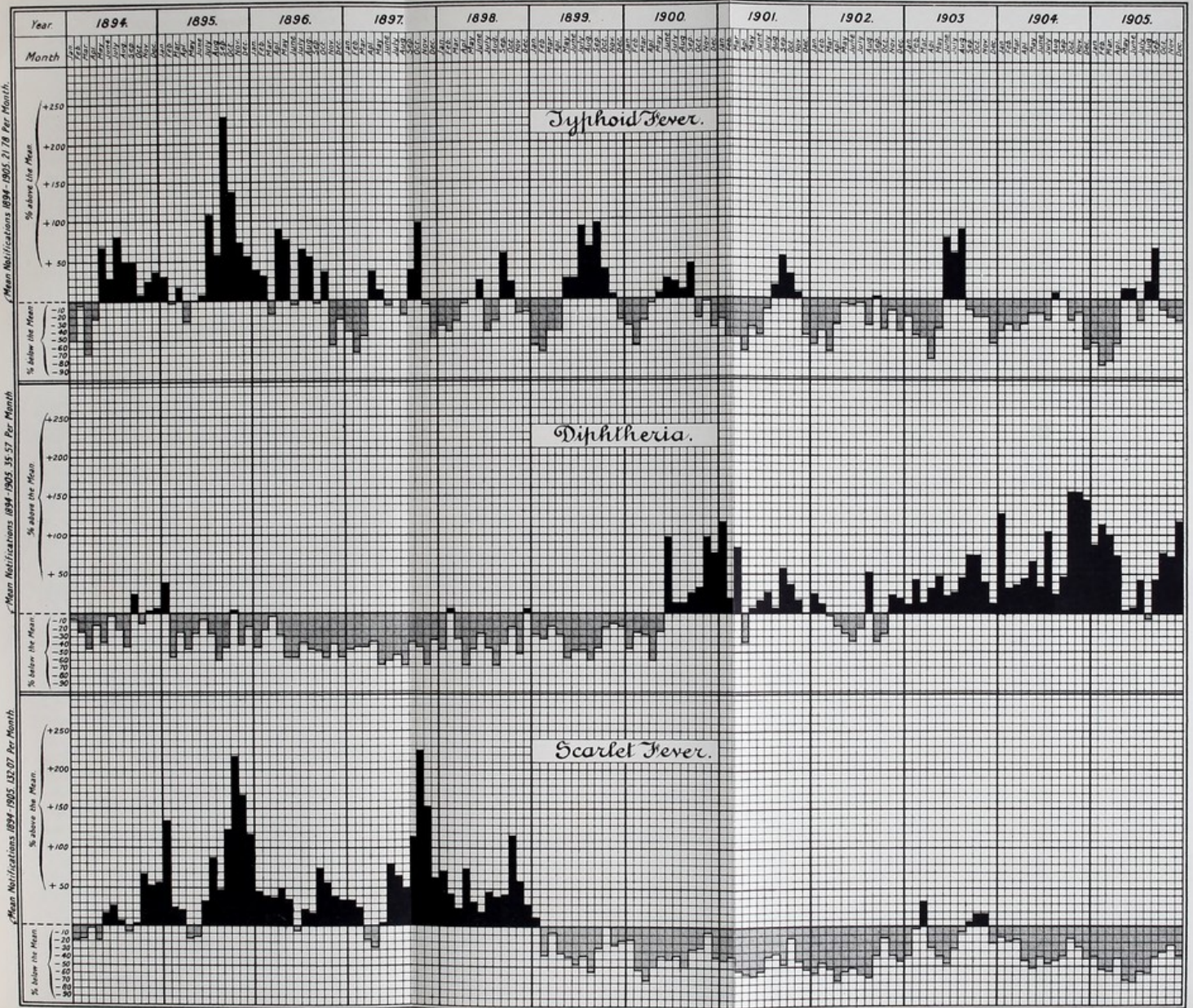
TABLE XXIII.

*Distribution of Infectious Diseases throughout the City, notified under  
the "Infectious Disease (Notification) Act, 1889."*

Disease.	New Town.	Old Town.	Southern Districts.	Portobello.	Total.
Typhus . . . . .	...	1	...	...	1
Typhoid, Relapsing and Continued Fever . . . . .	86	89	28	7	210
Puerperal Fever . . . . .	4	6	...	1	11
Diphtheria, Membranous Croup . . . . .	363	170	127	14	674
Smallpox . . . . .	...	1	...	1	2
Scarlet Fever . . . . .	357	289	164	22	832
Erysipelas . . . . .	103	132	46	10	291
Total . . . . .	913	688	365	55	2021

**Typhus Fever.**—Only one case of this disease occurred last year, and unfortunately proved fatal. The patient, the well-known and popular ambulance attendant of the St Andrew's Ambulance Association, removed a case to Leith Hospital; this patient was supposed to be suffering from Acute Nephritis, and died on the 28th October; subsequently, on the occurrence of nine other cases of illness in the same locality, the disease was recognised to be Typhus Fever. The attendant referred to was removed to the City Hospital in Edinburgh on the 10th November, suffering from what was at first supposed to be Typhoid Fever, but which proved to be "Typhus," contracted during the removal of the case above referred to.

Chart D. SHOWING THE NOTIFICATIONS OF TYPHOID FEVER, DIPHThERIA, AND SCARLET FEVER, DURING THE LAST TWELVE YEARS, AS A PERCENTAGE ABOVE OR BELOW THE MEAN MONTHLY NUMBER.





**Typhoid Fever.**—The total number of cases reported was 210, as compared with 196 in 1904 and 237 in 1903.

The Chart "D" introduced last year summarises in a striking manner the behaviour of Typhoid Fever during the last 12 years. It shows the gradual and progressive decline which has taken place in the prevalence of this disease.

**Diphtheria.**—674 cases of this disease were reported in 1905, a number which is less by 78 than the number recorded in the previous year.

A glance at Table XXI. shows how enormously this disease has increased during recent years, a fact which is also strikingly portrayed in the Chart "D."

In this the monthly notifications are shown as a percentage above or below the mean monthly number of notifications during the last twelve years, viz., 35.5 cases.

The diminution in the number of cases in 1905 may possibly be the commencement of a general and sustained decrease, such as I indicated in a previous Report had been found to occur in other cities in which Diphtheria had shown a sudden and unaccountable prevalence during a period of years. This is by no means improbable, although the results of a single year cannot afford a basis for any conclusions being drawn. It is satisfactory to note, however, that the case mortality still remains low, being 9 per cent., as compared with 8.3 per cent. in 1904.

**Scarlet Fever.**—The cases notified were 832 in number last year, as compared with 1070 and 1415 in the two previous years.

There was no epidemic outbreak last year, and nothing calling for special remark in regard to the means by which the disease was disseminated.

Table XXII. shows that the disease was most prevalent in the first and last quarters of the year, and that only in the month of November did the number of notifications amount to 100.

Chart "D" illustrates the behaviour of the disease in Edinburgh during the last twelve years.

The mean monthly percentage of cases was 132, and it will be noticed that since 1899 Scarlet Fever has only risen about the mean in one year, viz., 1903, due as stated in the Report for that year to an outbreak traced to infected milk.

The case-mortality in 1905 is lower than in any previous year, the percentage of deaths to cases being only 1.8, whereas the average number of deaths per 100 cases notified during the last 26 years is 4.6.

**Smallpox.**—Only two cases of smallpox occurred in Edinburgh in 1905.

The first was that of a girl 17 years of age who lived in the Cowgate and became ill on the 12th of April.

She was employed in a draper's shop in Leith Walk, and probably contracted the infection there. She made a good recovery, and fortunately no spread of the infection took place in the crowded tenement in which she lived.

The second case occurred in June, and was that of a child, 4 years old, living in Portobello.

It had been three times vaccinated as an infant, but always without success. Infection appears to have been contracted in Leith, where the child was taken to visit some relations on 21st May. Fourteen days later a rash appeared, and the disease was diagnosed to be smallpox.

On inquiry it was found that, in the household in Leith, the aunt had been confined to bed for about a week with an illness in which spots had appeared upon her body, but which was supposed at the time to be influenza.

The patient's husband, it further appeared, had been ill three weeks prior to his wife's illness, and "had spots."

It is satisfactory to record that no spread of the disease took place in connection with this case, every contact having been vaccinated at once.

#### DISTRIBUTION OF ZYMOTIC MORTALITY.

The distribution of the deaths from Zymotic diseases throughout the chief divisions of the City during 1905 is shown in Table XXIV., while in Table XII. they are tabulated according to the Municipal Wards in which they occurred.

The Zymotic death-rate, excluding Diarrhoea, per 1000 of the population for the whole City was .97, while in the New Town it was .9, in the Old Town 1.3, in the Southern Districts .3, and in Portobello .5.

It will be noticed that nearly one-third of the total Zymotic deaths were due to Whooping Cough, and that when combined with the deaths from Measles these two diseases account for 70 per cent. of the total number.

Chart E showing the admissions to the City Hospital  
as a percentage of the total cases notified during the  
period 1920-1927



School of Medicine & Tropical Medicine  
LIBRARY  
26 AUG. 1929  
London


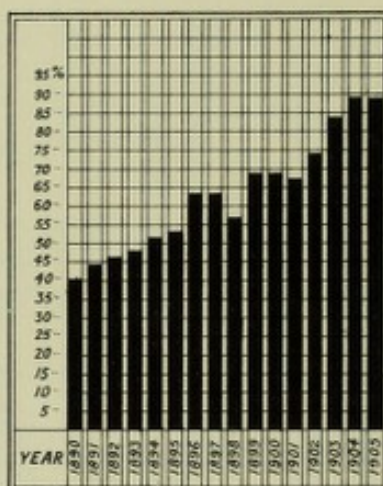
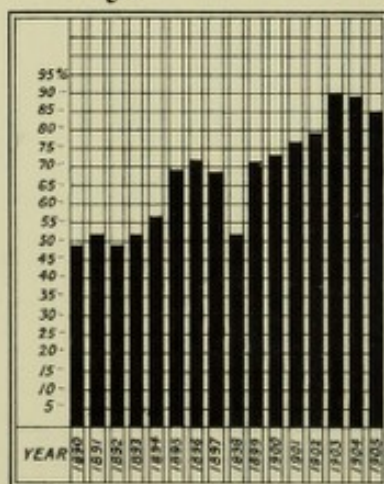


Chart E. SHOWING THE ADMISSIONS TO THE CITY HOSPITAL AS A PERCENTAGE OF THE TOTAL CASES NOTIFIED DURING THE PERIOD 1890-1905.

Scarlet Fever.



Typhoid Fever.



Diphtheria.

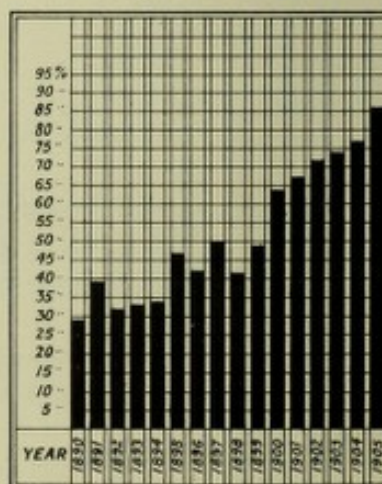


TABLE XXIV.

*Showing the Distribution of Deaths from Zymotic Diseases in the various Districts of the City during the year 1905.*

Disease.	New Town.	Old Town.	Southern Districts.	Portobello.	Total.
Typhus . . . . .	...	1	...	...	1
Typhoid, Relapsing, and Continued Fever . . . . .	12	5	2	1	20
Diphtheria, Membranous Croup . . . . .	35	17	8	1	61
Smallpox . . . . .	...	..	...	...	...
Scarlet Fever . . . . .	4	9	2	...	15
Measles . . . . .	46	50	4	3	103
Whooping Cough . . . . .	47	70	9	2	128
Total . . . . .	144	152	25	7	328

#### CASE MORTALITY FROM ZYMOTIC DISEASES.

The following Table XXV., which shows the number of notifications and the deaths from Zymotic diseases during the last five years, and also the mortality per cent. of cases, enables us to compare the fatality of these diseases during this period, while, by means of Table XXVI., we are enabled to draw a comparison between the Case-mortality amongst those treated in their homes and of those removed to Hospital. Case-mortality is, in Edinburgh at least, greatly influenced by the proportion of cases which receive treatment in Hospital, and accordingly it is very satisfactory to find from Table XXVI. that practically 80 per cent. of all the notified cases are removed to the Infectious Hospital.

The Chart "E" which I have prepared indicates in a striking manner the rapid and continuous growth in the popularity of Hospital treatment for Infectious Diseases during the last sixteen years. This is especially remarkable in connection with Diphtheria, the percentage admissions in 1905 being double those which obtained seven years ago.



TABLE XXV.

Showing the Number of Notifications, Deaths, and the Death-rates from each Zymotic Disease, in Edinburgh, also the number of Cases treated, Deaths, and Death-rates in the City Hospital during the undermentioned years.

DISEASE.	TOTAL CASES IN CITY.												TOTAL CASES IN CITY HOSPITAL.														
	Notifications.					Deaths.					Percentage of Deaths to Notifications.					Cases Treated.				Deaths.				Percentage of Deaths to cases treated.			
	Years.					Years.					Years.					Years.				Years.				Years.			
	1905.	1904.	1903.	1902.	1901.	1905.	1904.	1903.	1902.	1901.	1905.	1904.	1903.	1902.	1901.	1905.	1904.	1903.	1902.	1901.	1905.	1904.	1903.	1902.	1901.		
Typhus . . .	1	6	1	10	14	1	1	14	14	28	10.0	10.0	10.0	14.28	1	6	11	11	14	1	100.0	100.0	100.0	100.0	15.38		
Typhoid, Relapsing, and Continued Fever	210	196	237	192	215	20	22	22	27	30	9.52	11.22	14.06	13.95	20	193	230	173	186	9	9.52	4.45	6.95	7.51	9.62		
Puerperal Fever	11	14	7	26	...	9	11	3	18	...	81.81	78.57	42.85	69.23	4	1	5	5	...	...	...	...	40.0	...			
Diphtheria, Membranous Croup . . .	674	752	575	408	542	61	63	59	32	58	9.05	8.37	10.26	7.84	648	624	459	323	398	47	7.25	6.57	7.40	5.88	7.03		
Smallpox . . .	2	168	5	7	6	...	15	1	...	...	...	8.92	20.00	...	2	174	5	7	6	...	...	1	...	16.66			
Scarlet Fever . . .	832	1070	1415	812	892	15	31	53	30	26	1.80	2.89	3.74	3.69	885	1157	1293	700	748	13	1.47	2.33	3.01	4.0	2.67		
Measles . . .	...	...	...	...	5384	103	66	91	116	169	...	...	...	3.13	801	600	484	642	720	35	4.36	4.16	6.81	3.58	8.33		
Whooping Cough . . .	...	...	...	...	...	128	184	148	97	284	...	...	...	...	193	142	155	128	180	18	9.32	18.30	22.58	14.06	25.00		
Erysipelas . . .	291	353	434	513	...	25	15	15	25	29	8.61	4.24	3.45	4.87	149	152	187	228	119	6.71	1.97	3.20	5.26	8.40			
Chickenpox . . .	...	...	...	...	...	...	2	...	...	...	...	...	...	...	15	14	...	20	...	...	...	...	...	...			
Observation and Quarantine . . .	...	...	...	...	...	...	...	...	...	...	...	...	...	...	55	78	47	73	69	10	18.18	10.25	12.76	...	33.33		
Total . . .	20 21	2559	2674	1968	7053	362	409	392	346	598	...	...	...	...	2955	3141	2860	2310	2440	143	4.84	5.18	5.94	5.80	8.48		

The numbers of cases treated in Hospital in the above Table do not correspond with the admissions to Hospital shown in Table XXVI., owing to the fact that the above Table includes the cases remaining in Hospital from the previous year.

TABLE XXVI.

Table showing the number of the undermentioned diseases admitted to Hospital since the year 1890 and the percentage of admissions to total notifications in each year.

Years.	Typhus Fever.		Typhoid Fever.		Puerperal Fever.		Diphtheria, Membranous Group.		Smallpox.		Scarlet Fever.		Erysipelas.	
	Admissions	Rate per cent. to Total Cases Notified.	Admissions	Rate per cent. to Total Cases Notified.	Admissions	Rate per cent. to Total Cases Notified.	Admissions	Rate per cent. to Total Cases Notified.	Admissions	Rate per cent. to Total Cases Notified.	Admissions	Rate per cent. to Total Cases Notified.	Admissions	Rate per cent. to Total Cases Notified.
1890	9	100.00	241	48.02			122	29.59	...	...	480	40.10		
1891	1	100.00	227	51.01			82	39.61	...	...	433	44.12		
1892	16	88.88	115	48.31			66	32.51	8	100.00	862	46.44		
1893	5	83.33	144	52.55			85	33.86	51	100.00	780	47.88		
1894	3	100.00	176	56.77			122	33.70	533	99.25	958	52.60		
1895	...	...	288	69.06			146	46.49	109	100.00	1519	53.63		
1896	10	100.00	233	71.93		Not Notified until 1902.	108	43.02	...	...	1381	63.20		Not Notified until 1902.
1897	3	100.00	175	68.89			109	50.93	...	...	1658	63.84		
1898	78	98.73	143	51.03			111	41.26	7	100.00	1350	56.55		
1899	11	91.66	207	71.62			136	48.74	...	...	816	68.86		
1900	35	100.00	181	72.69			309	63.97	5	100.00	676	68.21		
1901	14	100.00	166	76.85			364	67.15	6	100.00	601	67.37		
1902	10	100.00	153	79.68	5	19.23	297	72.79	7	100.00	605	74.50	207	40.35
1903	..	...	214	90.29	...	...	429	74.60	5	100.00	1187	83.88	154	35.48
1904	6	100.00	174	88.77	1	7.14	579	76.99	170	100.00	942	88.03	136	38.52
1905	1	100.00	179	85.23	4	36.36	581	86.20	2	100.00	740	88.82	126	43.29

## DISINFECTION OF SCHOOLS, DWELLING-HOUSES, CLOTHING, Etc.

During the year 1921 notices were sent to Teachers in terms of Section 57 of the Public Health Act.

11 public schools, comprising a total of 363 school-rooms, were disinfected by means of formalin spray and sulphur fumigation, while 2690 dwelling-houses representing 3478 apartments were similarly treated.

The following Table shows the number of infected articles treated in the steam disinfecter:—

Mattresses and Palliasses	-	-	-	-	2,807
Carpets, Rugs, etc.	-	-	-	-	232
Blankets, Sheets, etc.	-	-	-	-	7,277
Pillows, Bedding, etc.	-	-	-	-	4,235
Table Linen, etc.	-	-	-	-	722
Sundry Articles and Wearing Apparel	)	-	-	-	20,536
Total					35,809

During the year the Drains of 853 Houses were examined and tested at my request by the Burgh Engineer's Staff, and the results are shown in the following Table:—

Disease.	Tests Made.	No Defects.	Defective.
Typhoid . . . . .	185	106	79
Diphtheria . . . . .	663	392	271
Septic Throats . . . . .	5	2	3
Totals . . . . .	853	500	353

BACTERIOLOGICAL EXAMINATIONS FOR THE DIAGNOSIS OF  
TUBERCLE, TYPHOID FEVER AND DIPHThERIA.

Table XXVII. gives the results of the work carried out on behalf of the Corporation by the Usher Institute of Public Health during the year 1905, and the number of examinations thus performed shows a considerable increase over last year.

TABLE XXVII.

MONTHS.	FOR TUBERCLE.			FOR TYPHOID FEVER.			FOR DIPHThERIA.		
	Total Specimens Examined.	Negative.	Positive.	Total Specimens Examined.	Negative.	Positive.	Total Specimens Examined.	Negative.	Positive.
January .	55	38	17	15	12	3	46	27	19
February .	48	38	10	6	5	1	48	26	22
March .	56	41	15	11	10	1	72	47	25
April .	39	23	16	5	5	...	55	30	25
May .	44	27	17	22	14	8	32	17	15
June .	46	32	14	11	6	5	39	29	10
July .	37	21	16	8	6	2	38	27	11
August .	30	22	8	28	14	14	39	30	9
September .	42	28	14	28	18	10	30	17	13
October .	52	33	19	22	14	8	73	52	21
November .	40	26	14	15	7	8	76	62	14
December .	51	38	13	37	20	17	99	63	36
TOTALS .	540	367	173	208	131	77	647	427	220

## CITY HOSPITAL.

During the year ended 31st December 1905, 2955 patients were treated in the Hospital, as compared with 2817 the previous year.

The daily average number of patients under treatment throughout the year was 282; while the daily average for each quarter was 274, 325, 254, and 271 respectively. The greatest number of patients under treatment in the Hospital at one time was 364 on 3rd June, and the smallest number 199 on 20th August.

The total deaths in the Hospital numbered 143, equal to a death-rate of 4.84 per cent. of the cases treated.

TABLE XXVIII.

*Return of Patients during the year ending 31st December 1905.*

Disease.	Remaining 31st December 1904.			Year 1905.			Remained 31st December 1905.		
	Adults.	Children.	Total	Admitted.	Discharged.	Died.	Adults.	Children.	Total.
Typhus - - - - -	...	...	...	1	...	1	...	...	...
Typhoid, Relapsing, and Continued Fever - -	15	8	23	179	175	9	10	8	18
Puerperal Fever - -	...	...	...	4	4	...	...	...	...
Diphtheria, Membranous Croup - - - - -	23	44	67	581	544	47	13	44	57
Smallpox - - - - -	...	...	...	2	2	...	...	...	...
Scarlet Fever - - -	29	116	145	740	733	13	17	122	139
Erysipelas - - - -	23	...	23	126	123	10	13	3	16
Measles - - - - -	7	31	38	763	752	35	5	9	14
Whooping Cough - -	...	20	20	173	171	18	...	4	4
Observation - - - -	3	4	7	48	44	10	1	...	1
Chicken Pox - - - -	...	3	3	12	15	...	...	...	...
Quarantine - - - -	...	...	...	...	...	...	...	...	...
<b>Total - - - - -</b>	<b>100</b>	<b>226</b>	<b>326</b>	<b>2629</b>	<b>2563</b>	<b>143</b>	<b>59</b>	<b>190</b>	<b>249</b>

I append the reports of the Resident Medical Officer, Dr Claude B. Ker, and his senior assistant, Dr Meikle, upon the treatment of the patients and the work carried out in the Laboratory of the Hospital.

SIR,—I have the honour to report that during the year 1905 there were 2629 cases admitted to the City Hospital.

The figures in the appended tables refer only to the cases admitted during the year, and do not include those which were remaining in Hospital on 1st January 1905. The percentage mortality in all the infectious diseases compares very favourably with that of previous years, the death-rate of the Scarlet Fever and Enteric patients being remarkably low.

While the health of the Staff was on the whole good, a certain number contracted the infectious diseases with which their duties brought them in contact, as under:—

	Nurses.	Maids.
Contracted Enteric . . . . .	3	0
„ Scarlet Fever . . . . .	3	0
„ Diphtheria . . . . .	3	0
„ Measles . . . . .	1	1
„ Erysipelas . . . . .	1	2
	<hr/>	<hr/>
	11	3

Allowing for changes in the nursing and domestic staffs, it may be said that during the year nearly 230 individuals were exposed to infection. The number of those affected was therefore a little over 6 per cent. All these fortunately made good recoveries.

During the year courses of lectures were delivered to the nurses on “Elementary Anatomy and Physiology,” “Hygiene,” and “Infectious Diseases,” by the Resident Medical Assistants and myself. Each of the courses was followed by an examination, in which the nurses acquitted themselves very creditably.

The usual classes were held for students by the Consulting Physician, Dr Affleck, and myself. In all, 207 male students attended, and were divided into 7 classes, of which 3 were taken by Dr Affleck and 4 by myself. A class was also arranged for women students, of whom 18 attended. Three post-graduate classes, qualifying for the diploma of Public Health, were conducted by myself, and in all 36 medical men attended. Each class met on twelve occasions.

The Laboratory of the Hospital had been organised by Dr Meikle in the autumn of 1904. A report of the work carried out in it during 1905 is appended and my best thanks are due to Dr Meikle for the care and attention which he has devoted to this department, and for much valuable assistance in the ordinary work of the Hospital. I am also much indebted to the assistant Medical Officers who were on duty during the year.

The success of medical treatment depends much on the nursing of the patients. Any success which we have had has, then, been largely due to the excellent work done by the nursing staff under the supervision of our matron, Miss Thomas. I have also had every reason to be more than satisfied with the manner in which the domestic staff and the male officials have performed their duties.

In conclusion, I must mention how greatly I appreciate the privilege of having at the disposal of the Hospital the services of so eminent a consulting physician as Dr Affleck, who has given me much kind assistance in the diagnosis and treatment of difficult and dangerous cases.—I have the honour to remain, Sir, your obedient servant,

CLAUDE B. KER, M.D.

### DIPHTHERIA.

During the year 1905 there were admitted to the wards 581 cases notified as Diphtheria, or sent in for "observation." While the number appears a large one, it must be remembered that modern methods of bacteriological diagnosis cause cases to be notified which ten years ago would certainly not have been considered Diphtheria at all. Whether the mere presence of the bacillus of Diphtheria in the throat always justifies a diagnosis of Diphtheria is most doubtful; but on the other hand it is obvious that the isolation of such cases must be to the advantage of the public. In a number of the cases which I have classed merely as tonsillitis, the bacillus was found before admission to hospital, but not in our own laboratory, whereas there was nothing in the condition of these patients to justify my finally classing them as Diphtheria. Of the 581 patients admitted, therefore, no less than 93 could not be said to be suffering from that infection.

The remaining 488 patients were, in my opinion, cases of true Diphtheria. Generally speaking, the type throughout the year was less severe than usual the mortality being just a fraction below 8 per cent. On the other hand, the cases of Laryngeal Diphtheria, or Membranous Croup, appeared to be on the average more severe than is usual in Edinburgh, and a higher percentage of these cases required operation.

42 cases, 8.4 per cent. of the whole, developed Post-Diphtheritic Paralysis. This is a considerably smaller percentage than usual, and suggests a milder type of disease.

Including the cases remaining in Hospital at the end of 1904, there were 47 deaths from Diphtheria. Of the 488 cases of true Diphtheria, 39 died, giving a death-rate of 8 per cent.

Of 67 cases in which the larynx was implicated (Croup), 12 died, giving a death-rate of 18 per cent.

Of 44 cases in which the nose was affected, 15 died, giving a death-rate of 34 per cent.

This shows that the most fatal form of Diphtheria is that which, in addition to attacking the fauces or larynx, also infects the nasal cavities. It may be added that a very high percentage of the nasal cases which survive are affected by Post-Diphtheritic Paralysis.

TABLE XXIX.

*Showing Age and Sex of Diphtheria Patients.*

Age Periods.	Recovered.		Died.		Totals.
	Males.	Females.	Males.	Females.	
0—1	5	3	2	0	10
1—2	7	4	2	2	15
2—3	22	13	2	5	42
3—4	18	23	4	3	48
4—5	19	9	0	1	29
5—10	80	92	4	11	187
10—15	19	40	0	2	61
15—20	9	15	0	0	24
20—30	11	36	0	0	47
30—40	6	8	0	0	14
40—50	1	4	0	0	5
50—60	0	4	0	0	4
60—70	0	1	0	0	1
70—80	0	0	0	1	1
Totals -	197	252	14	25	488

#### LARYNGEAL DIPHTHERIA.

As noticed above, this type of the disease was more severe than usual. Out of 67 cases, 34, or somewhat more than half, required operation, whereas usually only a quarter of the laryngeal cases in this hospital need surgical interference. The method of operation which I prefer is intubation, supplemented if necessary by a "secondary" tracheotomy. In a smaller number of cases, however, tracheotomy is performed as a "primary" operation. It is our custom to postpone operation as long as possible, and give the patient every chance of being improved by antitoxin and general treatment. This, of course, can only be done when a doctor is always on the spot, and forms one of the great advantages of hospital over home treatment.



## TABLE OF OPERATIONS.

Intubation only . . . . .	10 recovered	3 died	Total 13
Intubation followed by Secondary			
Tracheotomy . . . . .	6 „	5 „	„ 11
Tracheotomy only . . . . .	6 „	4 „	„ 10
	<hr/>	<hr/>	<hr/>
Total operations . . . . .	22 recovered	12 died	Total, 34

The percentage mortality of all operations was thus 35·28 per cent.

The percentage mortality of all intubations was thus 33·3 per cent.

The percentage mortality of tracheotomy alone was thus 40·0 per cent.

## ANTITOXIN TREATMENT.

Every case admitted to the Wards, with the exception of a few who died within a few minutes of admission, was treated with Antitoxin. As a rule, one dose was sufficient, but in severe cases doses of 8000 units were repeated two or three times. The largest amount received by any one patient was 25,000 units, a much more moderate figure than for several years before.

The importance of early treatment is well brought out in the following table:—

Of 20 cases injected on their first day none died.

Of 141 cases injected in the first 48 hours of their illness, 6 or 4·25 per cent. died.

Of 238 cases injected in the second 48 hours of their illness, 20 or 8·42 per cent. died.

Of 109 cases injected on or after the fifth day of illness, 13 or 11·92 per cent. died.

Of the cases, 111 suffered from Antitoxin rashes, and of these 6 suffered also from pains in the joints; 2 suffered from joint pains without rash. In no case was the patient seriously inconvenienced by these results of the injections.

## ENTERIC FEVER.

During the year 179 patients were admitted, either notified as Enteric Fever or under observation for that disease. They were finally classified as follows:—

Enteric Fever . . . . .	132, of which 9 died.
Acute Lobar Pneumonia . . . . .	12, " 3 "
Broncho-Pneumonia . . . . .	2, " 0 "
Tubercular Meningitis . . . . .	1, " 1 "
Tubercular Peritonitis . . . . .	1, " 0 "
Phthisis . . . . .	2, " 1 "
Pleurisy with Effusion . . . . .	2, " 0 "
Influenza . . . . .	8, " 0 "
Enteritis . . . . .	8, " 0 "
Appendicitis . . . . .	1, " 0 "
Endometritis . . . . .	1, " 0 "
Coli Bacillus Infection . . . . .	1, " 0 "
Other conditions . . . . .	8, " 0 "
	179      14

As will be noticed, the Enteric death-rate, 6·8 per cent., is very low. This is probably explained by the fact that a large proportion of the patients were children.

Of the Enteric patients, 9, or 6·8 per cent., suffered from Hæmorrhage.
" " 2, or 1·5 " " Perforation.
" " 5, or 3·7 " " Relapse.
" " 2, or 1·5 " " Venous Thrombosis.

Both the cases of Perforation succumbed. No operation was performed neither patient having the slightest chance of surviving the operation. Of the 9 cases of Hæmorrhage 2 died. The remaining deaths were due to Toxæmia and Cardiac failure.

During the year 1 patient was sent in as "observation" for Typhus Fever. He undoubtedly suffered from that fever, and died a week after admission.

TABLE XXX.

*Showing Age and Sex of Enteric Patients.*

Age Periods.	Recovered.		Died.		Totals.
	Males.	Females.	Males.	Females.	
0—5	5	5	0	0	10
5—10	13	20	0	2	35
10—15	8	16	1	0	25
15—20	9	7	2	0	18
20—25	3	11	1	0	15
25—30	5	1	1	0	7
30—40	12	3	1	0	16
40—50	2	1	0	1	4
50 and over	0	2	0	0	2
Totals -	57	66	6	3	132

## MEASLES.

During the year 763 cases were sent in to Hospital as Measles, or as doubtful cases, of which 735 were true Measles. The deaths numbered 37, or 5.03 per cent., and as usual, Broncho-Pneumonia was responsible for the greater portion of this death-rate, no less than 28 of the fatal cases suffering from this complication.

The following were the principal complications noted, with the incidence of each:—

	Cases.	Percentage. Incidence.
Broncho-Pneumonia . . . . .	84	11.42
Laryngitis . . . . .	47	6.3
Otitis . . . . .	59	8.0
Adenitis . . . . .	21	2.9
Conjunctivitis . . . . .	100	13.6
Enteritis . . . . .	12	1.6
Whooping Cough . . . . .	30	4.08

Of the 84 Broncho-Pneumonia cases, 28, or 33.3 per cent., died, a lower percentage than usual, and this may, as in the case of the same condition following Whooping Cough, be due to the good weather, allowing us to treat these cases largely in the open air.

TABLE XXXI.

*Showing Age and Sex of Measles Patients.*

Age Periods.	Recovered.		Died.		Totals.
	Males.	Females.	Males.	Females.	
0—2	66	59	7	14	146
2—3	54	57	2	3	116
3—4	46	44	0	3	93
4—5	40	39	2	3	84
5—10	105	104	1	2	212
10—15	7	11	0	0	18
15—20	11	6	0	0	17
20—30	13	30	0	0	43
30—40	1	3	0	0	4
40—50	0	2	0	0	2
Totals	343	355	12	25	735

## GERMAN MEASLES (RUBELLA).

59 cases were admitted of this disease, and all recovered. There were no complications.

TABLE XXXII.

*Showing Age and Sex of German Measles Patients.*

Age Periods.	Recovered.		Died.		Totals.
	Males.	Females.	Males.	Females.	
0—5	5	4	0	0	9
5—10	13	6	0	0	19
10—20	8	8	0	0	16
20—30	6	5	0	0	11
30—40	2	2	0	0	4
Totals -	34	25	0	0	59

## WHOOPIING COUGH.

During 1905 there were admitted to the Whooping Cough Wards 173 cases, and of these 172 were found to be suffering from Whooping Cough. Of the Whooping Cough cases 16, or 9.3 per cent., died, which is a much lower death-rate than we are accustomed to have. It must be remembered that, as a rule, it is only the worst and most dangerous cases of Whooping Cough, or patients from the most poverty-stricken quarters of the city, who seek admission to the Hospital. The children in these Wards are undoubtedly as a class the worst nourished and the most neglected of any admitted to Hospital, and many of them are in a practically hopeless condition on admission.

The good weather of last summer has had much to do with reducing the death-rate. It has been customary for the last few years to treat all patients suffering from that most fatal complication, Broncho-Pneumonia, in the open air, and it is obvious, therefore, that the patient's chances of recovery are much affected by the weather. Of the 16 patients who died last year, 12 suffered from Broncho-Pneumonia and 3 died of Convulsions, another very common and fatal complication which was also present in 7 of the fatal cases of Broncho-Pneumonia. The remaining death was due to Malnutrition and Marasmus.

The cases suffering from Broncho-Pneumonia were 45 in number, and of these only 12 died, or 26.6 per cent., the lowest mortality which I have yet had to record. In the days when such cases were nursed in hot rooms and in steam tents, our death-rate not infrequently exceeded 70 per cent. It is, moreover, interesting to note that of the 12 fatal cases no less than 7 suffered from Convulsions, as well as from the lung condition, so that it is only reasonable to suppose that, had it not been for this dangerous complication, the results of the treatment of Broncho-Pneumonia would have been even better than they were.

TABLE XXXIII.

*Showing Age and Sex of Whooping Cough Patients.*

Age Periods.	Recovered.		Died.		Totals.
	Males.	Females.	Males.	Females.	
0—1	4	8	1	4	17
1—2	7	8	1	2	18
2—3	17	17	3	1	38
3—4	10	17	2	1	30
4—5	11	12	0	0	23
5—10	19	25	1	0	45
10—20	0	1	0	0	1
Totals -	68	88	8	8	172

Males . . . . . 76      8 died, or 10·5 per cent.  
 Females . . . . . 96      8    „ 8·3 „  
 Total cases . . . . . 172    16    „ 9·3 „

*Note.*—In addition to the above, 2 deaths occurred in the Wards, but these are included under Measles.

## SCARLET FEVER.

Of 768 cases sent into Hospital as Scarlet Fever, or as “observation” for that disease, 740 were in reality suffering from Scarlet Fever, and of these 13 died, giving the remarkably small mortality of 1·7 per cent. The type of the disease was mild, only 2 cases being classed as Toxic (malignant) and 21 as Septic (Anginosa). On the other hand, it may be said that a large number of cases which appeared typically septic on admission were not ultimately classed as such. This was due to the extraordinarily rapid improvement manifested by many of them within a few days of admission, and I believe that the large cubic space per bed and the ample ventilation provided in the new Hospital had much to do with the favourable course of these cases. We have also had considerable success in the treatment of these cases on the Ward balconies in the open air, and I cannot but believe that the low mortality is in part due to this modern method of treatment.

The following were the principal complications and the percentage incidence of each:—

	Cases.	Percentage Incidence.
Nephritis . . . . .	47	6·35
Arthritis . . . . .	33	4·46
Otorrhoea . . . . .	85	11·50
Rhinitis . . . . .	85	11·50
* Adenitis . . . . .	130	17·59

\* This includes every case in which glandular enlargement was noted during the whole course of the disease.

No less than 19 cases were complicated with Diphtheria on admission, and of these 1 died, the Diphtheria being probably the cause of death.

Of the 29 cases, which were finally diagnosed as suffering from conditions other than Scarlet Fever, 8 suffered from German Measles (Rubella), 14 from various forms of Erythema, 4 from Tonsillitis, 1—which died—from Diphtheria, 1 from Pneumonia, and 1—which proved fatal—from Acute Tuberculosis.

TABLE XXXIV.

*Showing Age and Sex of Scarlet Fever Patients.*

Age Periods.	Recovered.		Died.		Totals.
	Males.	Females.	Males.	Females.	
0—1	1	1	0	0	2
1—2	8	9	2	1	20
2—3	20	15	1	1	37
3—4	30	33	3	0	66
4—5	41	35	0	1	77
5—10	150	177	1	2	330
10—15	57	63	0	0	120
15—20	17	16	0	0	33
20—30	20	24	1	0	45
30—40	5	3	0	0	8
40—50	0	2	0	0	2
Totals	349	378	8	5	740

Death-rate of Scarlet Fever, 1.75 per cent.

#### ERYSIPELAS.

There were admitted to the Wards 126 cases, of which 117 were found to be suffering from true Erysipelas. Of these 10 died, giving a mortality of 8.5 per cent. In 87 of the patients the disease was limited to the face and head. In 6 cases starting in the face the Erysipelas also involved the trunk and arms. In the remaining cases, 24, limbs alone were affected. The frequency with which the disease recurs is shown by the fact that 20 patients had suffered from previous attacks, 2 "often," 1 four times, 1 thrice, 1 twice, and the remainder once only. In 8 cases relapses occurred in the Wards, 2 of the patients relapsing no less than three times.

TABLE XXXV.

*Showing Age and Sex of Erysipelas Patients.*

Age Periods.	Recovered.		Died.		Totals.
	Males.	Females.	Males.	Females.	
0—5	4	3	1	0	8
5—10	1	2	0	1	4
10—15	0	4	0	0	4
15—20	2	11	2	0	15
20—25	9	6	0	0	15
25—30	3	6	0	1	10
30—40	8	13	1	1	23
40—50	10	11	0	0	21
50—60	3	3	1	1	8
60—70	3	5	0	0	8
70—80	0	0	1	0	1
Totals -	43	64	6	4	117

Of 49 males, 6 died, or 12·2 per cent.

Of 68 females, 4 died, or 5·8 per cent.

Total death-rate, 8·5 per cent.

TABLE XXXVI.

*Showing Infectious Diseases admitted to Hospital, 1905.*

Diseases.	Recovered.	Died.	Totals.
Diphtheria . . . .	449	39	488
Enteric . . . . .	123	9	132
Typhus Fever . . . .	9	1	1
Scarlet Fever . . . .	727	13	740
Measles . . . . .	698	37	735
German Measles . . .	59	0	59
Smallpox . . . . .	2	0	2
Chicken pox . . . . .	12	0	12
Erysipelas . . . . .	107	10	117
Whooping Cough . . .	156	16	172
Mumps . . . . .	2	0	2

*Note.*—The above Table refers only to cases admitted during the year 1905, which are classified according to the final diagnosis arrived at.

TABLE XXXVII.

*Showing Analysis of the Deaths occurring in the City Fever Hospital during 1905.*

Diseases.	Died within					Totals.
	24 hours.	48 hours.	7 days.	14 days.	After 14 days.	
Typhus Fever - - - -	...	...	...	1	...	1
Typhoid Fever - - - -	1	...	3	3	2	9
Diphtheria and Membranous Croup	10	5	18	6	8	47
Scarlet Fever - - - -	4	1	4	2	2	13
Erysipelas - - - -	1	1	4	1	3	10
Measles - - - -	1	6	4	6	18	35
Whooping Cough - - -	3	...	7	2	6	18
Lobar and Septic Pneumonia -	1	...	1	1	...	3
Chronic Phthisis - - -	...	1	...	...	...	1
Tuberculosis - - - -	...	...	1	...	2	3
Tuberculous Meningitis - -	...	...	..	...	2	2
Premature Birth - - -	1	...	...	...	...	1
Totals - - -	22	14	42	22	43	143

*Note.*—This Table includes the cases which remained in Hospital at the end of 1904.



## LABORATORY REPORT.

During the year 1905 the total number of examinations made in the Laboratory was 3402, details of which are given below. Most of the work was in connection with Diphtheria, and for this all sterilised swabs and all blood serum tubes and plates were prepared in the Laboratory.

## DIPHTHERIA.

581 cases were admitted to the Diphtheria wards. More than half the cases were sent to hospital without any bacteriological examination, and so a bacteriological examination of all cases is adopted. For the same reason also the direct method of examination is employed, and in quite 60 per cent. of the cases this is conclusive, besides being an aid in doubtful cases in determining the immediate question of the administration of antitoxin and its amount. Repeated examinations are made before any case is considered negative. In the beginning of the year frequent examinations of convalescents were made, then for a time less frequent examinations; but now as a result of this, and in the endeavour to secure three consecutive negative cultures before discharging each case, the number of examinations of convalescent patients has greatly increased. Of the 581 cases admitted, 113 did not show the presence of Diphtheria bacilli. Deducting 13 cases on which examinations could not be made immediately on admission (intubations, etc.), there remain 100 or 17.5 negative cases, none of which were fatal, and only 4 showed paralysis.

## TYPHOID.

179 cases were admitted to the Typhoid wards, and of these 47 proved not to be Typhoid. The blood was examined in all cases, and repeated examinations were made before a case was considered negative. In addition, the blood of a positive case was always examined with each new case, and that, together with a healthy blood, eliminated sources of error which are present in Laboratories not connected with Typhoid wards. Two examinations were made on each specimen in dilutions 1:30 and 1:60.

## TUBERCLE.

20 specimens were examined, 9 being positive, in cases in which the existence of tuberculosis was suspected.

TABLE XXXVIII.

*Showing Examinations for Diphtheria on Cases in the Diphtheria Wards.*

	Jan.	Feb.	Mar.	April.	May.	June.	July.	Aug.	Sept.	Oct.	Nov.	Dec.	Total.
Direct examinations . . . . .	58	65	62	44	31	35	39	40	44	49	55	60	582
Cultures—on admission . . . . .	59	78	70	55	37	49	49	44	50	60	71	80	702
Number of cases . . . . .	52	62	54	43	31	35	41	43	47	51	51	61	571
Positive . . . . .	43	49	43	30	27	24	32	38	37	37	43	55	458 113
Negative . . . . .	9	13	11	13	4	11	9	5	10	14	8	6	
Cultures on Convalescents . . . . .	80	79	203	102	59	50	50	43	55	180	235	255	1391
Totals . . . . .	197	222	335	201	127	134	138	127	149	289	361	395	2675

TABLE XXXIX.

*Showing Examinations for Diphtheria on Scarlet-Diphtheria Cases, on Suspected, and on Convalescent Cases in the Scarlet and Measles Wards.*

	Jan.	Feb.	Mar.	Apr.	May.	June.	July.	Aug.	Sept.	Oct.	Nov.	Dec.	Total.
Total examinations . . . . .	17	29	26	45	28	47	36	26	35	41	34	44	408
Number of positive results	4	8	6	6	2	14	9	7	3	8	5	3	75

TABLE XL.

*Showing Examinations of the Blood for Typhoid Fever.*

	Jan.	Feb.	Mar.	Apr.	May.	June.	July.	Aug.	Sept.	Oct.	Nov.	Dec.	Total.
Number of examinations . . . . .	15	11	11	11	37	36	33	29	29	30	29	28	299
Positive . . . . .	9	9	7	7	32	24	21	25	26	18	14	17	209
Negative . . . . .	6	2	4	4	5	12	12	4	3	12	15	11	90

The following Table shows the cost per occupied bed per annum together with the average number of beds occupied during 1905, and each of the eight preceding years.

Years.	Cost of Food (including Staff).	Cost of Maintenance.	Total Cost of Occupied Bed per annum.	Daily average Number of Occupied Beds.
1905	£22 1 6	£44 9 9	£66 11 3	282
1904	19 1 5	35 11 10	54 13 3	321
1903	17 10 2	27 9 0	44 19 2	305
1902	23 4 3	42 12 0	65 16 3	211
1901	24 4 2	42 6 7	66 10 9	220
1900	23 3 0	38 7 2	61 10 2	223
1899	26 14 11	47 16 9	74 11 8	197
1898	17 8 1	31 10 10	48 18 11	295
1897	17 8 3	26 2 1	43 10 4	314

24,438 gallons of Milk were used in the Hospital, or an average of 67 gallons per day, equal to 1.90 pints per head per day of the daily average number of patients.

The total cost of stimulants for the year amounted to £66, 17s. 7d., as against £85, 18s. in 1904, and was expended as follows:—

Diphtheria Wards . . . . .	£32 19 8
Typhoid Wards . . . . .	11 19 7
Measles Wards . . . . .	7 10 9
Erysipelas Wards . . . . .	5 12 4
Whooping Cough Wards . . . . .	4 14 6
Scarlet Fever Wards . . . . .	3 8 10
Other Diseases . . . . .	0 11 11
	<hr/>
	£66 17 7
	<hr/>

The cost of Anti-Diphtheritic Serum during the year amounted to £271, 8s.

The amount of Coal consumed for heating purposes during the year was as follows:—

425 tons Household Coal.
3749 „ Steam „

Total 4174 tons of fuel, or about 80 tons per week, costing £2011, 4s. 10d., as against 4415 tons, costing £2062, 17s., for the year 1904. This saving (£50) is entirely due to the careful management of the Chief Engineer, who deserves every credit for the efficiency and economy of his department.

Gas and Electric Lighting and Motive Power cost £1015, 10s. 1d., of which £581, 2s. 6d. was for Electric Light and Energy.

## CONVALESCENT HOME, CAMPIE HOUSE, MUSSELBURGH.

During the year 336 convalescent patients, or 11·37 per cent. of the total patients treated in the City Hospital, enjoyed the benefits of the Home.

This makes a total of 6454 persons who have had the advantage of residence in Campie House since its opening in May 1889.

TABLE XLI.

*Return of Patients received at the Convalescent Home during the Year ending  
31st December 1905.*

Disease.	Remained 31st December 1904.			Year 1905.			Remaining 31st December 1905.		
	Adults.	Children.	Total.	Admitted.	Discharged.	Died.	Adults.	Children.	Total.
Typhus . . . . .	...	...	...	...	...	...	...	...	...
Typhoid, Relapsing, and Continued Fever . . . . .	1	...	1	64	63	...	2	...	2
Puerperal Fever . . . . .	...	...	...	...	...	...	...	...	...
Diphtheria, Membranous Croup . . . . .	1	...	1	65	64	1	1	...	1
Smallpox . . . . .	...	...	...	...	...	...	...	...	...
Scarlet Fever . . . . .	3	3	6	171	172	...	2	3	5
Erysipelas . . . . .	1	...	1	9	9	...	1	...	1
Measles . . . . .	...	...	...	17	17	...	...	...	...
Whooping Cough . . . . .	...	...	...	1	1	...	...	...	...
Other Diseases . . . . .	...	...	...	9	8	...	1	...	1
<b>Total . . . . .</b>	<b>6</b>	<b>3</b>	<b>9</b>	<b>336</b>	<b>334</b>	<b>1</b>	<b>7</b>	<b>3</b>	<b>10</b>

## REPORT ON WORKSHOPS.

**Cleanliness.**—The number of workshops found in need of limewashing when inspected during the year was 153, showing an appreciable reduction on the number for the previous year. In all cases the occupiers, when requested, had the necessary work performed.

There is a noticeable improvement in the class of workshops referred to in my last report where neglect was attributed in regard to the systematic cleansing of floors and removal of refuse, but there is still considerable room for betterment.

**Ventilation.**—In 12 workshops it has been possible to improve the ventilating facilities and there are others under arrangement. In the average workroom it is undoubtedly difficult to secure an abundance of fresh air, and it is the more desirable, therefore, that smells from defective oil and gas stoves should be got rid of. During the past year 8 such cases were successfully dealt with.

**Sanitary Accommodation.**—This was found to be insufficient, or the existing appliances defective in 33 workshops, and these objections have now been overcome. The occupiers of 62 workshops have been warned regarding neglect to maintain the conveniences in a cleanly condition.

**Drainage of Floors.**—Defects in the floors of laundry wash-houses led to their partial or complete renewal in 6 laundries during the year.

**Affixing of Abstracts.**—The necessary notices were sent to H.M. Inspector of Factories as required by the Act intimating the addresses of 26 workshops where the printed abstract of the Act had not been affixed.

**Overcrowding.**—5 workshops were found to be overcrowded when visited. In one case the occupier, a tailor, had also overcrowded his premises while working overtime and had infringed certain other regulations administered by H.M. Inspector of Factories. He was prosecuted by that department and convicted. The remaining cases were of a minor nature, and there being no previous complaints the defaulters were warned. Subsequent visits showed that adequate means had been adopted to prevent a recurrence.

**Outworkers.**—There are at present 80 persons on the list whose names and addresses have been furnished by 28 employers. Some difficulty was experienced with certain of the latter who were disposed to ignore the obligation to furnish this information, but this has now been satisfactorily overcome.





The premises have been under careful supervision and the conditions under which this description of work is done are, from a health point of view, quite equal to those pertaining in the average workshop.

**Complaints.**—17 complaints from the public were inquired into and where these were confirmed suitable steps were taken to have the subject of complaint remedied.

**New Premises.**—Special visits were paid to 16 proposed new workshops at the request of the prospective occupiers. In only 4 instances were the premises entirely suitable, and, of the others, 5 were so improved as to meet the objections raised, while in the remaining 7 cases the intention to convert to workshops was abandoned.

It may be noted that wherever practicable my inspector, in visiting these premises, is accompanied by H.M. Inspector of Factories, and this arrangement, while preventing the possibility of conflicting authorities, is appreciated by the public who are becoming more disposed to take the officials into their confidence when any change of premises is meditated.



TABLE XLIII.

Showing the visits paid to Workshops and the improvements effected.

	Calton I.	Canongate II.	Newington III.	Morningside IV.	Merchiston V.	Gorgie VI.	Haymarket VII.	St Bernard's VIII.	Broughton IX.	St Stephen's X.	St Andrew's XI.	St Giles XII.	Daly XIII.	George Square XIV.	St Leonard's XV.	Portobello XVI.	TOTAL.
Number of Visits paid . . . . .	108	49	53	72	121	36	102	28	72	132	339	282	46	165	69	36	1710
Premises found dirty, and subsequently limewashed . . . . .	8	5	6	5	9	3	7	4	8	19	33	25	5	10	4	2	153
Premises where accumulations of refuse, etc., were found . . . . .	5	...	2	2	4	1	1	1	2	4	6	9	1	1	...	...	39
Sanitary Conveniences foul or neglected . . . . .	6	3	3	4	6	...	3	1	5	5	12	6	1	6	...	1	62
Choked Water-closets, Sinks, etc., cleared . . . . .	...	...	1	...	...	...	1	...	...	1	...	2	...	1	1	...	7
Additional Water-closets provided . . . . .	...	...	...	1	...	...	2	...	1	1	...	1	...	...	...	...	6
Water-closets improved or apparatus renewed . . . . .	1	2	...	...	1	1	1	1	2	4	4	3	1	7	5	...	33
Ventilation of Workshops improved . . . . .	...	1	...	...	...	...	...	1	...	2	2	2	1	2	1	...	12
Lighting facilities increased . . . . .	...	...	...	...	...	...	...	...	1	1	...	1	...	...	...	...	3
Ceilings and plaster of Workshops repaired . . . . .	...	1	1	...	...	...	1	...	...	1	1	...	...	...	...	1	6
Floors of Laundries drained or repaired . . . . .	...	1	...	...	...	...	1	...	2	1	...	...	...	...	1	...	6
Gas and Oil Stoves causing smell . . . . .	...	...	...	...	...	...	1	1	1	...	4	...	...	1	...	...	8
Premises vacated as unsuitable . . . . .	...	...	...	...	...	...	1	...	...	...	2	2	...	...	...	...	5
Workshops without Abstract reported to H.M. Inspector . . . . .	...	...	...	...	...	...	4	...	1	3	1	7	3	5	2	...	26

## REPORT ON BAKEHOUSES.

The number of bakehouses on the register has fallen from 200 to 187 in the course of the year, the number of underground premises being reduced from 134 to 124.

No difficulty has been experienced in the supervision of any of these premises in the period under review. Where it was found that a scone-baking business had been established in a dwelling-house, immediate steps were taken to have the baking operations transferred to a more suitable building. Three other premises were vacated after complaint had been made owing to the existence of sanitary defects, and these will be dealt with should occupation be resumed.

**Limewashing.**—There has been comparatively little ground for complaint in this direction, the irregularities appearing in the table being chiefly due to the omission to limewash the store-rooms and cellarage attached to the baking premises.

**Sanitary Accommodation.**—While no structural alterations have been required during the year, more attention has been given to the cleanliness of the apparatus and apartments, as in many instances these were not receiving the attention necessary to secure perfectly wholesome conditions.

**Cleanliness.**—While the report under this heading for the previous two years has been specially favourable, there has since been, in the case of many of the underground premises, a noticeable falling away from the standard which had been attained prior to the granting of certificates of suitability by the Local Authority. In such circumstances it has been made clear to the offenders that no retrograde tendency can be permitted. In May last, owing to complaints made by my inspector, the appended circular was issued with the approval of the Health Committee to all occupiers of bakehouses on the register, and this step has been attended with very satisfactory results.

“ Sir,—In view of the numerous instances coming under my notice of neglect on the part of occupiers in failing to maintain their premises in a cleanly condition, I have now to warn the occupiers of Bakehouses generally that in future any irregularity will be followed by prosecution.

“ The limewashing and painting required by the Act must be performed at the specified intervals, when *every part of the premises* must be so treated, the fittings being moved where necessary to permit this being done.

“ All sweepings must be removed from the floor daily, and the presence of dirt caked to the floor will render the occupier liable to proceedings.

“ Special attention should be given to the thorough cleansing at frequent intervals of all shelving, fittings, and utensils, and to the proper storing of such material as is only in occasional use.

“ The practice of using sacks as coverings for tables, etc., during baking operations leads to the accumulation of offensive matter within the bakehouse and should be discontinued. I have also to urge the desirability of providing in all bakehouses a supply of soap and towels for the use of employees.

“(Signed) HENRY D. LITTLEJOHN, M.D.”

**Underground Bakehouses.**—No additional certificates have been granted since the issue of last Report, and the total number of these premises which have been certified remains at 149. Of this number only 124 are in use, several of the others being retained now only as sale shops, while at least two have been appropriated to other trades. Some delay has occurred in dealing with the three applications for certificates which, as stated in last year's Report, were refused as being incompetent. As the applicants have not yet received official refusal this department is unable to adopt any measures to close the premises.

**General Remarks.**—Occupiers are being urged to give more attention to the utensils and the woodwork of the bakehouses, and the improvement due to the increased application of oil paint is becoming each year more apparent. In three bakehouses the fittings were completely overhauled during the year. The presence of domestic animals in the baking room necessitated two occupiers being warned, while the practice of depositing half-burnt coke and cinders on the floor so that the fumes could spread through the bakehouse, has now, it is believed, been abandoned.



VETERINARY INSPECTOR'S REPORT UPON THE INSPECTION OF  
DAIRY COWS.

During the year there has been a decrease of 32 in the number of Dairy Cows in the city, the total number at the end of the year being 2942.

During that period 2113 visits have been paid to byres situated within the City. As a result of these inspections, 46 Cows were discovered to be suffering from diseases which rendered them dangerous to the public health. These were promptly ordered to be removed, under section 29 of the Edinburgh Municipal and Police Amendment Act, 1891.

Five special inspections of byres were made, under section 60 of the Public Health Scotland Act, 1897, on account of outbreaks of Diphtheria and Typhoid Fever in various districts supplied with milk from such premises. Two of these byres were situated outside the City. In no case, however, was it considered necessary to stop the milk supply.

There were two outbreaks of Anthrax amongst Dairy Cows during the year, one animal dying of the disease in each instance. The rest of the Cows in these premises were carefully watched for some time, but the disease did not spread owing to thorough disinfection having been carried out.

Tuberculosis is the disease which is most frequently met with, 37 Cows having been discovered suffering from this malady. In 9 cases the disease had invaded the udder, and tubercle bacilli were found in the milk. One Cow, with a tuberculous udder, which was ordered to be removed from a City byre, was subsequently discovered in the Cattle Market. During her stay there the milk of this Cow was seized and destroyed. The animal was finally taken to England by the original owner.

As mentioned in last year's Report, the Local Authority should have power to seize and slaughter such animals.

The City byres are visited every fortnight or three weeks, and each Cow is examined individually as to her general health, condition of udder, and freedom from Parasitic Skin Disease.

The byres beyond the City boundary are inspected when required by the Medical Officer of Health on the outbreak of any infectious disease connected with the milk supply.

The following tables represent the work done during the year:—

*Microscopical Examinations.*

Cow's Expectorate	.	.	85 specimens.
Cow's Milk	.	.	59 "
Cow's Uterine Discharge	.	.	5 "
Cow's Blood for Anthrax	.	.	1 "
Total	.	.	150 specimens.

*Cows ordered to be removed from byres, under the Edinburgh Municipal and Police  
(Amendment) Act, 1891.*

Tuberculosis . . . . .	37 Cows.
Suppurating Udder . . . . .	2 "
Actinomycosis . . . . .	1 "
Septicæmia . . . . .	3 "
Peritonitis . . . . .	1 "
Sarcomata . . . . .	1 "
Contagious Mastitis (Streptococci in Milk) . . . . .	1 "
Total . . . . .	<u>46 Cows.</u>

*Destination of Cows which were ordered to be removed, as far as information was  
obtainable.*

Edinburgh Slaughter-house . . . . .	10
Lanark . . . . .	3
Leith . . . . .	11
England . . . . .	6
Knackery . . . . .	9
Veterinary College . . . . .	1
Buried . . . . .	1
Unknown . . . . .	5
Total . . . . .	<u>46</u>

*Of the Tuberculous Cows ordered to be removed from byres—*

Tubercle bacilli were found in the expectorate in . . . . .	23 cases.
"                    "                    milk in . . . . .	9 "
Clinically Tuberculous, but in which no expectorate could be obtained . . . . .	5 "
Total . . . . .	<u>37 cases.</u>







## CALTON WARD—NO. I.—Continued.

NAME OF STREET	AGES.				TOTAL.	DISEASES.				
	Under 1 year.	Between 1 and 5 years.	Between 5 and 60 years.	Over 60 years.		Zymotic.	Diarrhoea	Tuber- culous Diseases.	Chest Inflam- mations.	Other Causes.
Pitlochry place . . . . .	...	...	...	...	...	...	...	...	...	...
Queen's place . . . . .	1	...	2	...	3	...	...	1	1	1
Regent arch place . . . . .	...	...	...	...	...	...	...	...	...	...
Regent place . . . . .	...	...	...	1	1	...	...	...	...	1
Regent road . . . . .	...	...	...	...	...	...	...	...	...	...
Regent terrace . . . . .	1	...	...	1	2	...	...	...	...	2
Regent terrace lane . . . . .	...	...	1	...	1	...	...	...	...	1
Rossie place . . . . .	5	5	3	7	20	4	...	1	2	13
Royal terrace . . . . .	...	...	2	2	4	...	...	1	1	2
Royal terrace gardens . . . . .	...	...	...	...	...	...	...	...	...	...
Royal terrace mews . . . . .	...	...	...	...	...	...	...	...	...	...
Salmond place . . . . .	...	2	...	1	3	2	...	...	1	...
Simpson's court . . . . .	1	...	...	...	1	...	...	...	...	1
Sim's court . . . . .	...	...	...	...	...	...	...	...	...	...
Thomas street, east . . . . .	6	1	2	5	14	2	1	1	3	7
Waterloo place . . . . .	...	...	...	...	...	...	...	...	...	...
Waverley place . . . . .	...	...	2	1	3	...	...	...	...	3
Wellington street . . . . .	1	1	1	1	4	1	...	...	1	2
William street, east . . . . .	...	...	...	...	...	...	...	...	...	...
Windsor street . . . . .	...	...	2	1	3	...	...	...	...	3
Windsor street lane . . . . .	...	...	1	...	1	...	...	...	...	1
Carse Industrial School, Green- side . . . . .	...	...	...	...	...	...	...	...	...	...
Militia Barracks, Easter Road . . . . .	1	...	...	...	1	...	...	...	...	1

*Persons belonging to this Ward  
have died in the following  
Institutions :—*

Chalmers Hospital . . . . .	...	...	2	...	2	...	...	1	1	...
City Hospital . . . . .	...	4	6	...	10	10	...	...	...	...
Craigleith Poorhouse . . . . .	...	...	...	4	4	...	...	1	...	3
Deaconess Hospital . . . . .	...	...	...	...	...	...	...	...	...	...
Longmore Hospital . . . . .	...	...	4	...	4	...	...	1	...	3
Royal Asylum, Morningside . . . . .	...	...	1	1	2	...	...	...	1	1
Royal Infirmary . . . . .	...	...	34	10	44	1	1	4	6	32
Royal Maternity Hospital . . . . .	...	...	...	...	...	...	...	...	...	...
Sick Children's Hospital . . . . .	5	2	2	...	9	...	1	2	2	4

## CANONGATE WARD—NO. II.

Abbeyhill . . . . .	5	1	7	6	19	2	...	1	2	14
Abbey mount . . . . .	...	...	...	...	...	...	...	...	...	...
Abbey strand . . . . .	1	...	...	...	1	...	...	...	1	...
Abbey street . . . . .	...	1	4	1	6	...	...	2	1	3
Abercorn road . . . . .	...	...	...	2	2	...	...	...	1	1
Ann terrace . . . . .	1	...	...	...	1	...	...	...	...	1
Bakehouse close . . . . .	2	1	2	...	5	...	...	2	...	3
Baxter's buildings . . . . .	1	...	...	...	1	...	...	...	...	1
Begg's buildings . . . . .	1	2	1	1	5	2	...	1	...	2
Bernard's land . . . . .	...	...	...	...	...	...	...	...	...	...
Brand place, lower . . . . .	...	...	...	...	...	...	...	...	...	...
Brown's close . . . . .	...	...	...	...	...	...	...	...	...	...
Brown's court . . . . .	...	...	...	...	...	...	...	...	...	...
Bull's close . . . . .	...	...	...	1	1	...	...	...	1	...
Cadzow place . . . . .	...	...	1	1	2	...	...	...	...	2

## CANONGATE WARD—NO. II.—Continued.

NAME OF STREET.	AGES.				TOTAL.	DISEASES.				
	Under 1 year.	Between 1 and 5 years.	Between 5 and 60 years.	Over 60 years.		Zymotic.	Diarrhoea	Tuber- culous Diseases.	Chest Inflam- mations.	Other Cause.
Callender's entry . . . . .	...	...	...	...	...	...	...	...	...	...
Calton road . . . . .	2	1	...	2	5	...	...	...	2	3
Cambusnethan street . . . . .	1	...	4	1	6	1	...	...	...	3
Campbell's close . . . . .	1	...	1	...	2	...	...	1	...	1
Canongate . . . . .	10	5	8	5	28	2	...	5	...	17
Canongate, south back . . . . .	2	2	2	1	7	3	...	1	3	...
Carfrae's entry . . . . .	...	...	...	...	...	...	...	...	...	...
Chessel's court . . . . .	1	1	1	...	3	1	...	...	1	1
Clapperton place . . . . .	1	...	3	...	4	...	...	...	1	3
Coltness place . . . . .	...	...	...	...	...	...	...	...	...	...
Comely Green crescent . . . . .	...	...	...	...	...	...	...	...	...	...
Comely Green place . . . . .	1	...	...	...	1	...	...	...	...	1
Cooper's entry . . . . .	...	...	...	...	...	...	...	...	...	...
Cranston street . . . . .	1	...	...	...	1	...	...	...	...	1
Croft-an-Righ . . . . .	...	...	1	...	1	...	...	...	...	1
Dairsie place . . . . .	...	...	...	...	...	...	...	...	...	...
Dalgety avenue . . . . .	4	2	2	1	9	2	...	1	...	6
Dalgety road . . . . .	1	...	...	...	1	...	...	...	...	1
Dalgety street . . . . .	2	1	1	...	4	...	...	...	1	3
Dalziel place . . . . .	...	...	1	4	5	...	...	...	2	3
Dumbiedykes lane . . . . .	...	...	...	...	...	...	...	...	...	...
Dumbiedykes road, part of . . . . .	4	1	...	1	6	1	...	...	...	5
Dunbar's close . . . . .	1	1	1	...	3	1	...	1	1	...
Duncan's close . . . . .	...	...	1	...	1	...	...	1	...	...
Earlston place . . . . .	...	...	...	...	...	...	...	...	...	...
Forsyth's close . . . . .	...	...	...	...	...	...	...	...	...	...
Galloway's entry . . . . .	...	...	...	...	...	...	...	...	...	...
Gardner street . . . . .	...	1	...	...	1	...	...	...	...	1
Gullan's close . . . . .	1	...	...	1	2	...	...	...	...	2
Haddington's entry . . . . .	1	...	1	...	2	...	...	1	1	...
Hillend place . . . . .	...	...	...	1	1	...	...	...	...	1
Holyrood Palace . . . . .	...	...	...	...	...	...	...	...	...	...
Holyrood park . . . . .	1	...	...	...	1	...	...	...	...	1
Holyrood square . . . . .	7	2	1	...	10	...	...	3	2	5
Holyrood terrace . . . . .	...	...	...	...	...	...	...	...	...	...
Horse wynd . . . . .	...	...	...	...	...	...	...	...	...	...
Jack's close, big . . . . .	...	...	...	2	2	...	...	...	...	2
Jack's close, little . . . . .	1	...	...	...	1	...	...	...	1	...
Jane terrace . . . . .	...	...	1	...	1	...	...	...	...	1
Jeffrey street . . . . .	...	...	...	1	1	...	...	...	...	1
Kirkwood place . . . . .	...	...	...	...	...	...	...	...	...	...
Lilyhill terrace . . . . .	...	...	...	...	...	...	...	...	...	...
Lismore crescent . . . . .	2	...	1	...	3	...	...	...	...	3
Lochend close . . . . .	4	1	3	...	8	1	...	1	1	5
Lochend close, little . . . . .	...	...	1	...	1	...	...	1	...	...
Lochend house, Moray park . . . . .	...	...	...	...	...	...	...	...	...	...
Lochend road, west . . . . .	3	...	2	...	5	...	...	1	2	2
Logan's close . . . . .	...	...	...	1	1	...	...	...	...	1
Lorne terrace . . . . .	...	...	...	...	...	...	...	...	...	...
Lyne street . . . . .	1	...	1	2	4	...	...	...	...	4
Malloch's close . . . . .	...	...	1	...	1	...	...	1	...	...
Marshall place . . . . .	...	...	...	...	...	...	...	...	...	...
Meadowbank . . . . .	1	...	...	...	1	...	...	...	...	1
Meadowbank avenue . . . . .	1	1	4	...	6	...	...	1	1	4
Meadowbank crescent . . . . .	...	...	2	1	3	...	...	...	1	2
Meadowbank place . . . . .	...	...	...	...	...	...	...	...	...	...
Meadowbank terrace . . . . .	...	...	1	2	3	...	...	...	...	3
Midcommon close . . . . .	...	...	1	...	1	...	...	1	...	...
Miln's close . . . . .	...	...	...	...	...	...	...	...	...	...
Milton street . . . . .	6	3	7	7	23	6	...	1	6	10
Montrose terrace . . . . .	1	...	...	1	2	...	...	...	1	1
Morocco close . . . . .	2	4	...	...	6	2	...	...	...	4
Munro's close . . . . .	1	...	...	...	1	...	...	...	...	1
New street . . . . .	...	...	2	2	4	1	...	...	1	2

## CANONGATE WARD—NO. II.—Continued.

NAME OF STREET.	AGES.				TOTAL.	DISEASES.				
	Under 1 year.	Between 1 and 5 years.	Between 5 and 60 years.	Over 60 years.		Zymotic.	Diarrhoea	Tuber- culous Diseases.	Chest inflam- mations.	Other Causes.
Old Playhouse close . . . . .	...	...	...	...	...	...	...	...	...	...
Panmure close . . . . .	1	...	...	...	1	...	...	...	...	1
Parson's Green terrace . . . . .	1	...	1	1	3	...	...	...	...	3
Parson's Green house . . . . .	...	...	...	...	...	...	...	...	...	...
Pirrie's close . . . . .	...	...	1	...	1	...	...	...	...	1
Plainstane close . . . . .	...	...	...	...	...	...	...	...	...	...
Playhouse close . . . . .	...	...	...	...	...	...	...	...	...	...
Pleasance . . . . .	...	...	1	1	2	...	...	1	...	1
Primrose place . . . . .	...	...	...	...	...	...	...	...	...	...
Queen's park avenue . . . . .	...	...	...	1	1	...	...	...	...	1
Rae's buildings . . . . .	...	1	...	...	1	...	...	...	...	1
Rae's close . . . . .	...	...	...	...	...	...	...	...	...	...
Ramsay's close . . . . .	...	...	...	...	...	...	...	...	...	...
Reid's close . . . . .	1	...	1	1	3	...	...	1	1	1
Reid's court . . . . .	...	...	...	...	...	...	...	...	...	...
Robertson's court . . . . .	...	1	...	...	1	...	...	...	1	...
Robb's entry . . . . .	...	...	...	...	...	...	...	...	...	...
Rose lane . . . . .	...	...	...	...	...	...	...	...	...	...
Royal Park place . . . . .	2	...	...	1	3	...	...	...	1	2
Royal Park terrace . . . . .	1	...	6	1	8	...	...	1	1	6
St John's close . . . . .	1	...	...	...	1	...	...	...	...	1
St John's hill . . . . .	...	1	...	2	3	...	...	...	1	2
St John's place . . . . .	...	...	...	...	...	...	...	...	...	...
St John's street . . . . .	...	1	2	...	3	...	...	1	...	2
St Mary street . . . . .	3	2	1	1	7	1	...	1	1	4
Scone gardens . . . . .	...	...	...	...	...	...	...	...	...	...
Spring gardens . . . . .	1	...	...	3	4	...	...	...	1	3
Stanley place . . . . .	2	1	1	1	5	...	...	...	1	4
Stewart's close . . . . .	...	...	...	...	...	...	...	...	...	...
Strathie's close . . . . .	...	...	...	...	...	...	...	...	...	...
Sugarhouse close . . . . .	...	...	...	...	...	...	...	...	...	...
Sunnybank cottage and dairy . . . . .	...	...	...	...	...	...	...	...	...	...
Sunnybank place . . . . .	2	...	...	...	2	...	...	...	...	2
Sunnybank terrace . . . . .	...	...	...	...	...	...	...	...	...	...
Taylor place . . . . .	...	...	...	...	...	...	...	...	...	...
Thomson's court . . . . .	...	...	...	...	...	...	...	...	...	...
Tolbooth wynd . . . . .	1	...	...	...	1	...	...	...	...	1
Violet bank . . . . .	...	...	1	3	4	...	...	...	1	3
Waterloo place . . . . .	...	...	...	...	...	...	...	...	...	...
Waverley park . . . . .	3	2	3	2	10	...	...	2	...	8
Waverley park terrace . . . . .	...	...	...	...	...	...	...	...	...	...
Weir's close . . . . .	2	...	...	...	2	...	...	...	1	1
Whitehorse close . . . . .	1	1	1	4	7	...	...	...	2	5
Whyte place . . . . .	...	...	...	...	...	...	...	...	...	...
Wilfred terrace . . . . .	...	...	1	...	1	...	...	...	1	...
Willowbrae avenue . . . . .	...	...	...	...	...	...	...	...	...	...
Willowbrae road . . . . .	...	...	2	...	2	...	1	...	...	1
Wilson's court . . . . .	...	...	2	...	2	...	...	2	...	...
Wishaw terrace . . . . .	...	...	...	...	...	...	...	...	...	...
Wolseley crescent . . . . .	1	...	...	1	2	1	...	...	...	1
Wolseley gardens . . . . .	...	...	1	...	1	...	...	...	...	1
Wolseley place . . . . .	...	...	...	...	...	...	...	...	...	...
Wolseley terrace . . . . .	...	...	1	...	1	...	...	...	1	...
His Majesty's prison . . . . .	1	...	1	...	2	...	...	...	...	2
Queensberry house . . . . .	...	...	4	19	23	...	...	2	2	19

## CANONGATE WARD—NO. II.—Continued.

NAME OF STREET.	AGES.				TOTAL.	DISEASES.				
	Under 1 year.	Between 1 and 5 years.	Between 5 and 60 years.	Over 60 years.		Zymotic.	Diarrhoea	Tuber- culous Diseases.	Chest Inflammations.	Other Causes.
<i>Persons belonging to this Ward have died in the following Institutions :—</i>										
Chalmers Hospital . . . . .	...	...	...	...	...	...	...	...	...	...
City Hospital . . . . .	5	8	4	...	17	16	...	1	...	...
Craighleith Poorhouse . . . . .	...	...	...	...	...	...	...	...	...	...
Deaconess Hospital . . . . .	...	...	...	...	...	...	...	...	...	...
Longmore Hospital . . . . .	...	...	2	...	2	...	...	1	...	1
Royal Asylum, Morningside . . . . .	...	...	6	1	7	...	...	1	...	6
Royal Infirmary . . . . .	...	3	40	6	49	...	...	5	15	29
Royal Maternity . . . . .	...	...	...	...	...	...	...	...	...	...
Sick Children's Hospital . . . . .	15	6	...	...	21	...	1	2	8	10

## NEWINGTON WARD—NO. III.

Alfred place . . . . .	...	...	...	...	...	...	...	...	...	...
Argyle place . . . . .	...	...	...	...	...	...	...	...	...	...
Blacket avenue . . . . .	...	...	...	...	...	...	...	...	...	...
Blacket place . . . . .	...	...	...	2	2	...	...	...	...	2
Blackford avenue . . . . .	...	...	...	...	...	...	...	...	...	...
Blackwood crescent . . . . .	...	...	1	1	2	...	...	1	...	1
Braid place . . . . .	1	1	...	...	2	1	...	...	...	1
Bright crescent . . . . .	...	...	1	1	2	...	...	...	...	2
Burgess terrace . . . . .	...	...	...	...	...	...	...	...	...	...
Cameron crescent . . . . .	...	...	1	...	1	...	...	...	1	...
Cameron park . . . . .	...	...	...	...	...	...	...	...	...	...
Cameron terrace . . . . .	...	...	...	...	...	...	...	...	...	...
Causewayside . . . . .	6	4	10	7	27	...	...	4	6	17
Chalmers crescent . . . . .	...	...	...	...	...	...	...	...	...	...
Cobden crescent . . . . .	1	...	...	1	2	...	...	...	...	2
Cobden road . . . . .	...	...	1	...	1	...	...	1	...	...
Craigmillar park . . . . .	1	...	...	3	4	...	...	...	...	4
Crawfurd road . . . . .	...	...	...	...	...	...	...	...	...	...
Cumin place . . . . .	1	...	1	...	2	...	...	...	...	2
Dalkeith road . . . . .	...	...	7	8	15	...	...	3	...	12
Dalrymple crescent . . . . .	...	...	...	1	1	...	...	...	...	1
Dick place . . . . .	...	...	1	...	1	...	...	...	...	1
Dryden place . . . . .	...	...	...	...	...	...	...	...	...	...
Duncan street . . . . .	...	...	...	2	2	...	...	...	2	...
Esslemont road . . . . .	...	...	...	1	1	...	...	...	...	1
Findhorn place . . . . .	...	...	1	4	5	...	...	...	...	5
Fingal place . . . . .	...	...	...	...	...	...	...	...	...	...
Fountainhall road . . . . .	...	...	2	2	4	...	...	...	1	3
Gilmour road . . . . .	...	...	1	1	2	...	...	...	...	2
Gladstone terrace . . . . .	1	...	1	...	2	...	...	...	...	2
Glenorchy terrace . . . . .	...	...	...	1	1	...	...	...	1	...
Gordon terrace . . . . .	...	...	...	1	1	...	...	...	...	1
Gow's close . . . . .	...	...	...	...	...	...	...	...	...	...
Granby road . . . . .	...	...	...	1	1	...	...	...	...	1
Grange court . . . . .	...	...	...	...	...	...	...	...	...	...
Grange loan . . . . .	1	...	4	1	6	...	...	2	2	2
Grange road . . . . .	...	...	1	1	2	...	...	...	...	2
Grange terrace . . . . .	...	...	...	...	...	...	...	...	...	...
Gray street, south . . . . .	...	...	...	...	...	...	...	...	...	...
Gray street, upper . . . . .	...	...	1	...	1	...	...	...	...	1
Hammer avenue . . . . .	...	...	...	...	...	...	...	...	...	...
Hatton place . . . . .	...	...	...	...	...	...	...	...	...	...
Kilgraston road . . . . .	...	...	...	1	1	...	...	...	1	...
Kilmaurs road . . . . .	...	...	...	4	4	...	...	...	1	3



## NEWINGTON WARD—NO. III.—Continued.

NAME OF STREET.	AGES.				TOTAL.	DISEASES.				
	Under 1 year.	Between 1 and 5 years.	Between 5 and 60 years.	Over 60 years.		Zymotic.	Diarrhoea	Tuber- culous Diseases.	Chest Inflam- mations.	Other Causes.
Sylvan place . . . . .	...	...	...	2	2	...	...	...	1	1
Tantallon place . . . . .	...	...	...	...	...	...	...	...	...	...
Ventnor terrace . . . . .	...	...	...	...	...	...	...	...	...	...
Wilton road . . . . .	...	...	...	...	...	...	...	...	...	...
Royal Blind Asylum School . . . . .	...	...	...	1	1	...	...	...	...	1
College for Ministers' Daughters, Kilgraston road . . . . .	...	...	...	...	...	...	...	...	...	...
Home for Cripples, Mansion- house road . . . . .	...	...	...	...	...	...	...	...	...	...
<i>Persons belonging to this Ward have died in the following Institutions:—</i>										
Chalmers Hospital . . . . .	...	...	2	1	3	...	...	1	...	2
City Hospital . . . . .	...	3	2	...	5	4	...	1	...	...
Craighleith Poorhouse . . . . .	...	...	1	...	1	...	...	...	1	...
Deaconess Hospital . . . . .	...	...	...	1	1	...	...	...	...	1
Longmore Hospital . . . . .	...	...	3	1	4	...	...	...	...	4
Royal Asylum, Morningside . . . . .	...	...	3	1	4	...	...	1	...	3
Royal Infirmary . . . . .	...	1	10	1	12	...	...	1	1	10
Royal Maternity Hospital . . . . .	...	...	...	...	...	...	...	...	...	...
Sick Children's Hospital . . . . .	3	...	...	...	3	...	...	1	2	...

## MORNINGSIDE WARD—NO. IV.

Alvanley terrace . . . . .	...	...	...	...	...	...	...	...	...	...
Argyle park terrace . . . . .	...	...	...	1	1	...	...	...	1	...
Argyle place . . . . .	...	...	...	1	1	...	...	...	1	...
Balcarres street . . . . .	...	...	...	...	...	...	...	...	...	...
Barclay place . . . . .	...	1	2	4	7	...	...	1	2	4
Barclay terrace . . . . .	...	...	2	...	2	...	...	1	...	1
Beaufort road . . . . .	...	...	1	...	1	...	...	...	...	1
Belhaven terrace . . . . .	...	...	...	1	1	...	...	...	...	1
Blackford avenue . . . . .	...	...	1	...	1	...	...	...	...	1
Blackford hill, Royal Observa- tory . . . . .	...	...	...	1	1	...	...	...	...	1
Blackford road . . . . .	...	...	1	1	2	...	...	...	...	2
Braid avenue . . . . .	...	...	3	...	3	...	...	...	1	2
Braid crescent . . . . .	...	...	...	...	...	...	...	...	...	...
Braid road . . . . .	...	...	2	2	4	...	...	1	1	2
Braidburn crescent . . . . .	...	...	...	...	...	...	...	...	...	...
Braidburn terrace . . . . .	...	...	...	...	...	...	...	...	...	...
Braid hills road . . . . .	...	...	...	...	...	...	...	...	...	...
Braids, the . . . . .	1	...	...	...	1	...	...	...	...	1
Bruntsfield crescent . . . . .	...	...	...	2	2	...	...	...	...	2
Bruntsfield gardens . . . . .	...	...	1	3	4	...	...	1	...	3
Bruntsfield place . . . . .	...	...	...	3	3	...	...	...	2	1
Bruntsfield terrace . . . . .	...	...	1	...	1	...	...	...	...	1
Canaan lane . . . . .	...	...	2	4	6	...	...	...	...	6
Chalmers crescent . . . . .	...	...	1	...	1	...	...	...	...	1
Chamberlain road . . . . .	...	...	1	3	4	...	...	...	1	3
Charterhall road . . . . .	...	...	...	...	...	...	...	...	...	...
Churchhill . . . . .	...	...	...	...	...	...	...	...	...	...
Churchill place . . . . .	...	...	1	...	1	...	...	...	...	1
Colinton road . . . . .	...	...	...	...	...	...	...	...	...	...
Cluny avenue . . . . .	...	...	...	2	2	...	...	...	...	2
Cluny drive . . . . .	...	...	...	2	2	...	...	...	...	2

## MORNINGSIDE WARD—NO. IV.—Continued.

NAME OF STREET.	AGES.				TOTAL.	DISEASES.				
	Under 1 year.	Between 1 and 5 years.	Between 5 and 60 years.	Over 60 years.		Zymotic.	Diarrhœa	Tuber- culous Diseases.	Chest Inflam- mations.	Other Causes.
Cluny gardens . . . . .	1	...	4	1	6	...	...	...	1	5
Cluny place . . . . .	...	...	1	1	2	...	...	...	...	2
Cluny terrace . . . . .	...	...	...	...	...	...	...	...	...	...
Comiston drive . . . . .	1	...	1	2	4	...	...	...	...	4
Comiston gardens . . . . .	1	...	1	...	2	...	...	...	...	2
Comiston place . . . . .	...	1	...	...	1	...	...	...	...	1
Comiston road . . . . .	1	2	1	5	9	1	...	2	3	3
Comiston terrace . . . . .	...	...	...	2	2	...	...	...	...	2
Corrennie drive . . . . .	...	...	...	...	...	...	...	...	...	...
Corrennie gardens . . . . .	...	...	...	...	...	...	...	...	...	...
Craighouse avenue . . . . .	...	...	1	...	1	...	...	...	...	1
Craighouse road . . . . .	...	...	1	...	1	...	...	...	...	1
Craighouse terrace . . . . .	...	...	...	...	...	...	...	...	...	...
Craiglea drive . . . . .	1	...	2	4	7	...	...	1	...	6
Dalhousie terrace . . . . .	...	...	...	2	2	...	...	...	1	1
Eden lane . . . . .	...	...	...	...	...	...	...	...	...	...
Eden terrace . . . . .	...	...	...	...	...	...	...	...	...	...
Ethel terrace . . . . .	...	...	...	...	...	...	...	...	...	...
Eva place . . . . .	...	...	...	1	1	...	...	...	...	1
Falcon avenue . . . . .	...	...	...	1	1	...	...	...	...	1
Forbes road . . . . .	1	1	3	2	7	...	...	2	2	3
Glenisla gardens . . . . .	...	...	...	...	...	...	...	...	...	...
Grange loan . . . . .	...	...	...	1	1	...	...	...	...	1
Greenbank place . . . . .	...	...	...	...	...	...	...	...	...	...
Greenbank road . . . . .	...	...	...	...	...	...	...	...	...	...
Greenbank terrace . . . . .	...	...	...	...	...	...	...	...	...	...
Greenhill gardens . . . . .	...	...	...	3	3	...	...	...	1	2
Greenhill park . . . . .	...	...	...	1	1	...	...	...	...	1
Greenhill place . . . . .	...	...	...	1	1	...	...	...	...	1
Greenhill terrace . . . . .	...	...	...	...	...	...	...	...	...	...
Hermitage drive . . . . .	1	...	...	1	2	1	...	...	1	...
Hermitage gardens . . . . .	...	...	2	1	3	...	...	...	2	1
Hermitage terrace . . . . .	...	...	1	1	2	...	...	...	1	1
Hope terrace . . . . .	...	...	...	1	1	...	...	...	...	1
Jordan lane . . . . .	...	...	4	2	6	...	...	1	3	2
Kilgraston road . . . . .	...	...	...	...	...	...	...	...	...	...
Ladysmith Road . . . . .	1	...	...	...	1	...	...	...	...	1
Marchmont crescent . . . . .	...	...	2	3	5	...	...	...	1	4
Marchmont road . . . . .	...	...	8	5	13	...	...	...	3	10
Marchmont street . . . . .	...	...	1	...	1	...	...	...	...	1
Maurice place . . . . .	...	...	...	...	...	...	...	...	...	...
Meadowfield . . . . .	...	...	...	...	...	...	...	...	...	...
Meadow place . . . . .	...	...	...	1	1	...	...	...	1	...
Morningside drive . . . . .	1	1	1	3	6	...	...	1	2	3
Morningside gardens . . . . .	...	...	1	1	2	...	...	...	...	2
Morningside grove . . . . .	...	...	...	...	...	...	...	...	...	...
Morningside road . . . . .	...	...	...	2	2	...	...	...	1	1
Mortonhall road . . . . .	...	...	1	1	2	...	...	...	...	2
Newbattle terrace . . . . .	...	...	...	1	1	...	...	...	...	1
Nile grove . . . . .	...	...	2	2	4	...	...	...	...	4
Oswald road . . . . .	...	...	...	...	...	...	...	...	...	...
Oswald road, south . . . . .	...	...	...	...	...	...	...	...	...	...
Palmerston road . . . . .	...	...	...	...	...	...	...	...	...	...
Pentland terrace . . . . .	...	...	...	1	1	...	...	...	...	1
Pitslige road . . . . .	...	...	...	1	1	...	...	...	...	1
Plewlands farm and cottages . . . . .	...	...	...	...	...	...	...	...	...	...
Plewlands terrace . . . . .	2	...	...	...	2	...	...	...	...	2
Roseneath place . . . . .	...	...	...	2	2	...	...	...	1	1
Roseneath street . . . . .	...	...	...	...	...	...	...	...	...	...
Roseneath terrace . . . . .	...	1	...	1	2	1	...	...	...	1
St Clair terrace . . . . .	...	...	...	1	1	...	...	...	...	1
St Fillan's terrace . . . . .	...	...	...	1	1	...	...	...	...	1
St Margaret's road . . . . .	...	...	...	...	...	...	...	...	...	...
St Ninian's terrace . . . . .	...	...	...	1	1	...	...	...	...	1
St Ronan's terrace . . . . .	...	...	...	3	3	...	...	...	...	3

## MORNINGSIDE WARD—NO. IV.—Continued.

NAME OF STREET.	AGES.				TOTAL.	DISEASES.				
	Under 1 year.	Between 1 and 5 years.	Between 5 and 60 years.	Over 60 years.		Zymotic.	Diarrhoea	Tuber- culous Diseases.	Chest Inflam- mations.	Other Causes.
Spottiswoode road . . . . .	...	...	...	...	...	...	...	...	...	...
Spottiswoode street . . . . .	...	...	1	4	5	...	...	...	...	5
Steel's place . . . . .	1	...	2	3	6	...	...	...	...	6
Strathearn place . . . . .	...	...	...	...	...	...	...	...	...	...
Strathearn road . . . . .	...	1	...	3	4	...	...	...	2	2
Thirlestane lane . . . . .	...	...	...	...	...	...	...	...	...	...
Thirlestane road . . . . .	...	...	4	6	10	...	...	...	...	10
Warrender park crescent . . . . .	...	...	...	1	1	...	...	...	1	...
Warrender park road . . . . .	...	1	3	5	9	1	...	1	1	6
Warrender park terrace . . . . .	...	...	2	7	9	...	...	...	1	8
Whitehouse loan . . . . .	...	...	...	...	...	...	...	...	...	...
Whitehouse terrace . . . . .	...	...	...	2	2	...	...	...	...	2
Woodburn place . . . . .	...	...	...	...	...	...	...	...	...	...
Woodburn terrace . . . . .	...	...	2	2	4	...	...	...	...	4
Wright's houses . . . . .	...	1	1	1	3	...	...	1	...	2
Home for Widowers' Children, Warrender park crescent . . . . .	...	...	...	...	...	...	...	...	...	...
St Margaret's Convent and Boarding School, White- house loan . . . . .	...	...	...	1	1	...	...	...	...	1
Trades Maiden Hospital . . . . .	...	...	...	...	...	...	...	...	...	...
<i>Persons belonging to this Ward have died in the following Institutions :—</i>										
Chalmers Hospital . . . . .	...	...	...	...	...	...	...	...	...	...
City Hospital . . . . .	1	1	1	...	3	1	...	...	1	1
Craigeith Poorhouse . . . . .	...	...	...	...	...	...	...	...	...	...
Deaconess Hospital . . . . .	...	...	...	...	...	...	...	...	...	...
Longmore Hospital . . . . .	...	...	1	1	2	...	...	1	...	1
Royal Asylum, Morningside . . . . .	...	...	2	2	4	...	...	1	...	3
Royal Infirmary . . . . .	...	...	10	2	12	1	...	3	...	8
Royal Maternity Hospital . . . . .	...	...	...	...	...	...	...	...	...	...
Sick Children's Hospital . . . . .	...	...	...	...	...	...	...	...	...	...

## MERCHISTON WARD—NO. V.

Abbotsford crescent . . . . .	...	...	...	...	...	...	...	...	...	...
Abbotsford park . . . . .	...	...	...	1	1	...	...	...	...	1
Admiral terrace . . . . .	...	...	...	...	...	...	...	...	...	...
Albert terrace . . . . .	...	...	...	...	...	...	...	...	...	...
Alderbanks place . . . . .	...	...	...	...	...	...	...	...	...	...
Alderbanks terrace . . . . .	...	...	...	...	...	...	...	...	...	...
Almond bank terrace . . . . .	...	...	1	...	1	...	...	1	...	...
Ashley terrace . . . . .	...	...	1	3	4	...	...	1	1	2
Balcarres street . . . . .	3	1	1	4	9	...	...	1	3	5
Blantyre terrace . . . . .	...	...	...	...	...	...	...	...	...	...
Bonaly place . . . . .	...	...	1	...	1	...	...	...	...	1
Bonaly road . . . . .	...	1	...	5	6	...	...	2	...	4
Briarbank terrace . . . . .	1	...	1	2	4	...	...	1	2	1
Bruce street . . . . .	1	...	...	...	1	...	...	...	1	...
Bruntsfield avenue . . . . .	1	...	...	...	1	...	...	...	...	1
Bruntsfield place . . . . .	...	1	7	10	18	...	...	3	5	10
Castle road, east . . . . .	...	...	...	...	...	...	...	...	...	...
Castle road, west . . . . .	...	...	...	...	...	...	...	...	...	...
Colinton road . . . . .	...	...	1	5	6	...	...	...	...	6
Craighouse road . . . . .	1	...	...	...	1	...	...	...	1	...



## MERCHISTON WARD—NO. V.—Continued.

NAME OF STREET.	AGES.				TOTAL.	DISEASES.				
	Under 1 year.	Between 1 and 5 years.	Between 5 and 60 years.	Over 60 years.		Zymotic.	Diarrhea	Tuberculous Diseases.	Chest Inflammations.	Other Causes.
Craiglockhart terrace . . . . .	...	...	1	...	1	...	...	...	...	1
Dorset place . . . . .	...	...	...	...	...	...	...	...	...	...
Ettrick road . . . . .	...	...	...	...	...	...	...	...	...	...
Gillespie crescent . . . . .	...	...	1	5	6	...	...	...	...	6
Gillespie place . . . . .	...	...	1	...	1	...	...	1	...	...
Gillespie street . . . . .	...	...	1	...	1	...	...	...	...	1
Gillsland road . . . . .	...	...	...	...	...	...	...	...	...	...
Gilmore place . . . . .	...	...	4	6	10	...	...	1	1	8
Gilmore place, lower . . . . .	...	...	...	...	...	...	...	...	...	...
Gilmore place, upper . . . . .	...	...	1	1	2	...	...	...	...	2
Gilmore terrace, upper . . . . .	...	...	...	...	...	...	...	...	...	...
Granville terrace . . . . .	...	...	...	...	...	...	...	...	...	...
Hailes street . . . . .	...	...	...	1	1	...	...	...	...	1
Harden place . . . . .	...	...	1	...	1	...	...	1	...	...
Harrison road . . . . .	...	...	1	...	1	...	...	...	...	1
Hartington gardens . . . . .	...	...	...	...	...	...	...	...	...	...
Hartington place . . . . .	...	...	...	1	1	...	...	...	...	1
Hazelbank terrace . . . . .	...	1	2	3	6	...	...	...	2	4
Hollybank terrace . . . . .	1	...	...	3	4	...	...	...	...	4
Horne terrace . . . . .	...	1	1	2	4	1	...	1	...	2
Leamington place . . . . .	...	...	...	...	...	...	...	...	...	...
Leamington road . . . . .	...	...	1	1	2	...	...	...	1	1
Leamington terrace . . . . .	1	1	4	3	9	1	...	...	3	5
Leven street . . . . .	...	...	...	1	1	...	...	...	...	1
Lockharton gardens . . . . .	...	...	...	...	...	...	...	...	...	...
M'Neill street . . . . .	2	...	...	1	3	1	...	...	...	2
Mardale crescent . . . . .	...	...	1	...	1	...	...	...	...	1
Maxwell street . . . . .	...	...	...	3	3	...	...	...	1	2
Merchiston avenue . . . . .	...	...	3	3	6	...	...	1	1	4
Merchiston bank avenue . . . . .	...	...	2	...	2	...	...	...	1	1
Merchiston bank gardens . . . . .	...	...	...	1	1	...	...	...	1	...
Merchiston bank terrace . . . . .	...	...	...	...	...	...	...	...	...	...
Merchiston crescent . . . . .	1	...	1	1	3	...	...	...	2	1
Merchiston gardens . . . . .	...	...	...	1	1	...	...	...	...	1
Merchiston mews . . . . .	...	...	...	...	...	...	...	...	...	...
Merchiston park . . . . .	...	...	1	2	3	...	...	...	...	3
Merchiston place . . . . .	...	...	...	2	2	...	...	...	...	2
Merchiston terrace . . . . .	...	...	...	...	...	...	...	...	...	...
Mertoun place . . . . .	...	...	2	1	3	...	...	...	1	2
Millar crescent . . . . .	...	...	1	...	1	...	...	...	1	...
Millar place . . . . .	...	...	...	...	...	...	...	...	...	...
Montpelier . . . . .	...	...	4	1	5	...	...	1	2	2
Montpelier park . . . . .	3	...	3	2	8	...	...	2	1	5
Montpelier terrace . . . . .	...	...	...	1	1	...	...	...	...	1
Morningside park . . . . .	1	...	2	3	6	...	...	...	3	3
Morningside place . . . . .	...	...	...	3	3	...	...	...	1	2
Morningside road . . . . .	1	...	5	3	9	1	...	2	1	5
Morningside terrace . . . . .	...	...	...	...	...	...	...	...	...	...
Napier road . . . . .	1	...	...	...	1	...	...	1	...	...
Ogilvie terrace . . . . .	...	...	...	1	1	...	...	...	...	1
Polwarth crescent . . . . .	1	...	4	2	7	...	...	...	1	6
Polwarth gardens . . . . .	1	1	2	7	11	2	...	...	2	7
Polwarth grove . . . . .	...	...	...	...	...	...	...	...	...	...
Polwarth place . . . . .	...	...	...	...	...	...	...	...	...	...
Polwarth terrace . . . . .	...	...	...	3	3	...	...	...	...	3
Rochester terrace . . . . .	...	...	...	...	...	...	...	...	...	...
St Peter's buildings, Gilmore place . . . . .	...	...	1	1	2	...	...	...	...	2
St Peter's place . . . . .	2	...	...	...	2	...	...	...	1	1
Slatford road . . . . .	...	...	...	...	...	...	...	...	...	...
Springvalley gardens . . . . .	1	...	3	1	5	...	...	...	2	3
Springvalley terrace . . . . .	1	...	3	1	5	...	1	2	...	2
Spylaw road . . . . .	...	...	...	...	...	...	...	...	...	...
Temple park crescent . . . . .	2	1	4	3	10	...	...	1	3	6
Thistle place . . . . .	1	...	2	1	4	1	...	...	...	3

## MERCHISTON WARD—NO. V.—Continued.

NAME OF STREET.	AGES.				TOTAL	DISEASES.				
	Under 1 year.	Between 1 and 5 years.	Between 5 and 69 years.	Over 69 years.		Zymotic.	Diarrhoea	Tuberculous Diseases.	Chest Inflammations.	Other Causes.
Tipperlinn road . . . . .	...	...	...	...	...	...	...	...	...	...
Union canal . . . . .	...	...	...	1	1	...	...	...	...	1
Viewforth . . . . .	2	...	2	4	8	...	...	1	...	7
Viewforth gardens . . . . .	...	...	...	3	3	...	...	...	...	3
Viewforth square . . . . .	...	...	2	1	3	...	...	1	1	1
Viewforth terrace . . . . .	...	...	...	1	1	...	...	...	...	1
Westhall gardens . . . . .	...	...	...	1	1	...	...	...	1	...
Home of the Little Sisters of the Poor . . . . .	...	...	5	22	27	...	...	1	6	20
<i>Persons belonging to this Ward have died in the following Institutions :—</i>										
Chalmers Hospital . . . . .	...	...	3	1	4	...	...	...	...	4
City Hospital . . . . .	...	1	6	...	7	7	...	...	...	...
Craigleith Poorhouse . . . . .	...	...	...	...	...	...	...	...	...	...
Deaconess Hospital . . . . .	...	...	2	...	2	...	...	...	...	2
Longmore Hospital . . . . .	...	...	2	...	2	...	...	1	...	1
Royal Asylum, Morningside . . . . .	...	...	8	11	19	1	...	4	1	13
Royal Infirmary . . . . .	...	1	11	1	13	...	1	...	4	8
Royal Maternity Hospital . . . . .	...	...	...	...	...	...	...	...	...	...
Sick Children's Hospital . . . . .	3	1	...	...	4	...	...	2	...	2

## GORGIE WARD—NO. VI.

Angle park terrace . . . . .	1	1	4	1	7	...	...	1	1	5
Appin terrace . . . . .	...	...	...	...	...	...	...	...	...	...
Ardmillan place . . . . .	...	...	...	...	...	...	...	...	...	...
Ardmillan terrace . . . . .	1	1	1	...	3	...	...	...	...	3
Daisy terrace . . . . .	...	...	...	...	...	...	...	...	...	...
Dalry road . . . . .	...	...	1	2	3	...	...	1	...	2
Gorgie . . . . .	2	3	3	2	10	3	...	1	1	5
Gorgie Loan . . . . .	...	...	...	...	...	...	...	...	...	...
Gorgie road . . . . .	9	5	9	6	29	2	...	6	5	16
Harrison road . . . . .	...	...	...	...	...	...	...	...	...	...
Henderson terrace . . . . .	...	1	1	...	2	...	...	...	1	1
Hermand crescent . . . . .	...	...	1	...	1	...	...	1	...	...
Hermand street . . . . .	1	...	1	1	3	...	...	2	...	1
Hermand terrace . . . . .	...	...	1	...	1	...	...	...	...	1
Ivy terrace . . . . .	...	...	...	2	2	...	...	...	...	2
Laurel terrace . . . . .	...	...	...	...	...	...	...	...	...	...
Lily terrace . . . . .	...	...	...	1	1	...	...	...	...	1
M'Leod street . . . . .	2	2	...	1	5	1	...	1	...	3
Merchiston grove . . . . .	1	...	...	1	2	...	...	...	1	1
Moat place . . . . .	...	...	...	...	...	...	...	...	...	...
Moat street . . . . .	...	2	1	...	3	2	...	...	1	...
Murieston crescent . . . . .	2	...	...	...	2	1	...	...	...	1
Murieston lane . . . . .	...	...	...	...	...	...	...	...	...	...
Murieston place . . . . .	...	...	1	...	1	...	...	...	...	1
Murieston road . . . . .	...	...	...	1	1	...	...	...	...	1
Murieston terrace . . . . .	1	...	4	...	5	...	...	1	...	4
Myrtle terrace . . . . .	...	...	1	3	4	1	...	...	...	3
Newton street . . . . .	1	...	2	1	4	...	...	1	1	2
Primrose terrace . . . . .	...	...	...	...	...	...	...	...	...	...
Robertson avenue . . . . .	1	1	2	1	5	1	...	...	1	3
Russell road . . . . .	...	...	...	...	...	...	...	...	...	...
Shandon crescent . . . . .	...	...	1	...	1	...	...	...	...	1
Shandon place . . . . .	...	...	1	1	2	...	...	1	...	1
Shandon road . . . . .	...	...	...	...	...	...	...	...	...	...
Shandon street . . . . .	...	...	1	...	1	...	...	...	...	1





## HAYMARKET WARD—NO. VII.—Continued.

NAME OF STREET.	AGES.				TOTAL.	DISEASES.				
	Under 1 year.	Between 1 and 5 years.	Between 5 and 60 years.	Over 60 years.		Zymotic.	Diarrhoea	Tuberculous Diseases.	Chest Inflammations.	Other Causes.
Queensferry road . . . . .	...	...	...	...	...	...	...	...	...	...
Queensferry street . . . . .	...	...	...	...	...	...	...	...	...	...
Queensferry street mews . . . . .	...	...	...	...	...	...	...	...	...	...
Randolph cliff . . . . .	...	...	...	...	...	...	...	...	...	...
Ravelston dykes . . . . .	...	...	1	...	1	...	...	1	...	...
Ravelston park . . . . .	...	...	1	...	1	...	...	...	...	1
Rosebery crescent . . . . .	...	...	...	...	...	...	...	...	...	...
Rosebery crescent mews . . . . .	...	...	...	...	...	...	...	...	...	...
Roseburn . . . . .	...	...	...	...	...	...	...	...	...	...
Roseburn avenue . . . . .	...	...	...	1	1	...	...	...	...	1
Roseburn gardens . . . . .	...	...	...	...	...	...	...	...	...	...
Roseburn place . . . . .	...	...	2	3	5	...	...	...	...	5
Roseburn street . . . . .	1	...	2	...	3	...	...	1	2	...
Roseburn terrace . . . . .	...	...	...	1	1	...	...	1	...	...
Rothesay mews . . . . .	...	...	...	...	...	...	...	...	...	...
Rothesay place . . . . .	...	...	...	...	...	...	...	...	...	...
Rothesay terrace . . . . .	1	...	...	1	2	...	...	...	...	2
Russell road . . . . .	...	...	...	...	...	...	...	...	...	...
Rutland court . . . . .	...	...	...	...	...	...	...	...	...	...
Rutland square . . . . .	...	...	...	1	1	...	...	1	...	...
Rutland street . . . . .	...	...	...	...	...	...	...	...	...	...
St David's place . . . . .	1	...	1	...	2	...	...	...	...	2
St David's terrace . . . . .	...	1	1	1	3	...	...	1	1	1
Shandwick place . . . . .	...	...	...	...	...	...	...	...	...	...
Stafford street . . . . .	...	...	...	1	1	...	...	...	...	1
Stanhope place . . . . .	...	...	...	...	...	...	...	...	...	...
Stanhope place, west . . . . .	...	...	...	1	1	...	...	...	...	1
Succoth place . . . . .	...	...	...	...	...	...	...	...	...	...
Sunbury mews . . . . .	...	...	...	...	...	...	...	...	...	...
Sunbury place . . . . .	...	...	...	...	...	...	...	...	...	...
Sunbury street . . . . .	...	...	...	...	...	...	...	...	...	...
Surrey place . . . . .	...	...	...	...	...	...	...	...	...	...
Surrey square . . . . .	...	...	...	...	...	...	...	...	...	...
Sutherland street . . . . .	...	...	1	...	1	...	...	1	...	...
Tobago place . . . . .	...	1	1	1	3	...	...	2	...	1
Torphichen place . . . . .	...	...	...	1	1	...	...	...	1	...
Torphichen street . . . . .	...	...	1	2	3	...	...	...	...	3
Walker street . . . . .	...	...	...	1	1	...	...	...	1	...
West coates . . . . .	...	...	...	...	...	...	...	...	...	...
Wester coates avenue . . . . .	...	...	...	1	1	...	...	...	...	1
Wester coates gardens . . . . .	...	...	...	...	...	...	...	...	...	...
Wester coates road . . . . .	...	...	...	...	...	...	...	...	...	...
Wester coates terrace . . . . .	...	...	...	...	...	...	...	...	...	...
Western terrace . . . . .	...	...	...	...	...	...	...	...	...	...
William street . . . . .	...	1	2	3	6	...	...	...	...	6
William street lane, north . . . . .	...	...	...	...	...	...	...	...	...	...
William street lane, south . . . . .	...	...	...	...	...	...	...	...	...	...
Donaldson's Hospital . . . . .	...	...	...	...	...	...	...	...	...	...
John Watson's Institution . . . . .	...	...	1	...	1	...	...	...	1	...
<i>Persons belonging to this Ward have died in the following Institutions :—</i>										
Chalmers Hospital . . . . .	...	...	2	1	3	...	...	1	...	2
City Hospital . . . . .	...	2	...	...	2	2	...	...	...	...
Craigleith Poorhouse . . . . .	...	...	...	...	...	...	...	...	...	...
Deaconess Hospital . . . . .	...	...	2	...	2	...	...	...	2	...
Longmore Hospital . . . . .	...	...	3	...	3	...	...	1	...	2
Royal Asylum, Morningside . . . . .	...	...	1	2	3	...	...	...	...	3
Royal Infirmary . . . . .	...	...	9	2	11	...	...	1	1	9
Royal Maternity Hospital . . . . .	...	...	...	...	...	...	...	...	...	...
Sick Children's Hospital . . . . .	1	1	...	...	2	...	1	...	...	1



ST BERNARD'S WARD—NO. VIII.—*Continued.*

NAME OF STREET.	AGES.				TOTAL.	DISEASES.				
	Under 1 year.	Between 1 and 5 years.	Between 5 and 60 years.	Over 60 years.		Zymotic.	Diarrhœa	Tuber- culous Diseases.	Chest Inflam- mations.	Other Causes.
Mary's place . . . . .	1	...	...	1	2	...	...	...	...	2
Moredun crescent . . . . .	...	...	...	1	1	...	...	...	...	1
North Park terrace . . . . .	...	...	...	1	1	...	...	...	1	...
Orchard brae . . . . .	...	...	...	...	...	...	...	...	...	...
Oxford terrace . . . . .	...	1	1	...	2	...	...	...	...	2
Portgower place . . . . .	...	...	...	1	1	...	...	...	...	1
Queensferry gardens . . . . .	...	...	...	...	...	...	...	...	...	...
Queensferry road . . . . .	...	...	...	1	1	...	...	...	...	1
Queensferry terrace . . . . .	...	...	...	...	...	...	...	...	...	...
Raeburn place . . . . .	1	...	2	...	3	...	...	...	1	2
Ravelston place . . . . .	...	...	...	...	...	...	...	...	...	...
Ravelston terrace . . . . .	...	...	1	...	1	...	...	...	...	1
St Bernard's crescent . . . . .	...	...	2	1	3	...	...	...	1	2
St Bernard's row . . . . .	...	1	...	...	1	...	...	1	...	...
Summer place . . . . .	...	...	...	...	...	...	...	...	...	...
Tanfield place . . . . .	...	...	...	...	...	...	...	...	...	...
Veitch's square . . . . .	...	...	...	...	...	...	...	...	...	...
Well court . . . . .	1	1	3	...	5	...	...	3	1	1
Well mill lane . . . . .	...	...	...	...	...	...	...	...	...	...
Granton, east and west cottages . . . . .	1	...	1	2	4	...	...	1	...	3
Granton, Caroline park . . . . .	...	...	...	1	1	...	...	...	...	1
Granton, Gipsie's brae . . . . .	...	...	...	...	...	...	...	...	...	...
Granton harbour . . . . .	...	...	...	...	...	...	...	...	...	...
Granton mains . . . . .	...	...	...	...	...	...	...	...	...	...
Granton, Pennywell cottages . . . . .	...	...	...	...	...	...	...	...	...	...
Granton, Quarry cottages . . . . .	...	...	...	...	...	...	...	...	...	...
Granton road . . . . .	...	...	1	...	1	...	...	...	...	1
Granton road, lower . . . . .	...	...	...	...	...	...	...	...	...	...
Granton road, west . . . . .	...	...	...	...	...	...	...	...	...	...
Granton square . . . . .	...	...	...	...	...	...	...	...	...	...
New buildings, Lower Granton road . . . . .	...	...	...	...	...	...	...	...	...	...
Wardie avenue . . . . .	...	...	...	1	1	...	...	...	...	1
Wardie crescent . . . . .	...	...	...	1	1	...	...	...	...	1
Wardie square . . . . .	...	...	...	...	...	...	...	...	...	...
Royston . . . . .	...	...	...	...	...	...	...	...	...	...
Fettes College . . . . .	...	...	...	...	...	...	...	...	...	...
Orphan Hospital, Dean . . . . .	...	...	...	...	...	...	...	...	...	...
<i>Persons belonging to this Ward have died in the following Institutions :—</i>										
Chalmers Hospital . . . . .	...	...	2	...	2	...	...	...	1	1
City Hospital . . . . .	...	2	2	1	5	5	...	...	...	...
Craigleith Poorhouse . . . . .	9	1	20	47	77	...	1	14	15	47
Deaconess Hospital . . . . .	...	...	...	...	...	...	...	...	...	...
Longmore Hospital . . . . .	...	...	3	...	3	...	...	1	...	2
Royal Asylum, Morningside . . . . .	...	...	3	...	3	...	...	1	...	2
Royal Infirmary . . . . .	...	...	8	...	8	...	...	...	...	8
Royal Maternity Hospital . . . . .	...	...	...	...	...	...	...	...	...	...
Sick Children's Hospital . . . . .	3	2	...	...	5	...	...	...	4	1

## BROUGHTON WARD—NO. IX.

NAME OF STREET.	AGES.				TOTAL.	DISEASES.				
	Under 1 year.	Between 1 and 5 years.	Between 5 and 60 years.	Over 60 years.		Zymotic.	Diarrhoea	Tuber- culous Diseases.	Chest Inflam- mations.	Other Causes.
Annandale lane . . . . .	...	...	...	...	...	...	...	...	...	...
Annandale street . . . . .	...	...	...	...	...	...	...	...	...	...
Antigua street . . . . .	...	...	...	1	1	...	...	...	...	1
Bangholm terrace . . . . .	...	...	...	1	1	...	...	...	...	1
Beaverbank place . . . . .	4	1	2	...	7	...	...	1	...	6
Beaverhall road . . . . .	1	...	1	2	4	...	...	1	...	3
Beaverhall terrace . . . . .	1	2	2	1	6	...	...	1	1	4
Bellevue place . . . . .	...	...	...	...	...	...	...	...	...	...
Bellevue road . . . . .	...	...	1	1	2	...	...	...	1	1
Bellevue street . . . . .	...	...	...	...	...	...	...	...	...	...
Bellevue terrace . . . . .	...	...	1	2	3	...	...	2	1	...
Bonnington grove . . . . .	...	...	...	1	1	...	...	...	...	1
Bonnington haugh . . . . .	...	...	...	1	1	...	...	...	...	1
Bonnington terrace . . . . .	...	...	1	...	1	...	...	...	...	1
Bowhill terrace . . . . .	2	...	...	...	2	...	...	...	1	1
Broughton court . . . . .	1	...	...	...	1	...	...	...	...	1
Broughton place . . . . .	...	...	4	1	5	...	...	3	...	2
Broughton place, east . . . . .	...	...	...	...	...	...	...	...	...	...
Broughton road . . . . .	...	...	...	1	1	...	...	...	...	1
Broughton road, lower . . . . .	...	...	...	...	...	...	...	...	...	...
Broughton street . . . . .	1	1	1	1	4	1	...	...	1	2
Broughton street lane . . . . .	...	...	...	...	...	...	...	...	...	...
Broughton point house . . . . .	...	...	1	...	1	...	...	...	...	1
Burns buildings, Newhaven road . . . . .	...	...	1	...	1	...	...	1	...	...
Canonmills . . . . .	...	...	1	...	1	...	...	...	1	...
Canonmills bridge . . . . .	...	...	...	...	...	...	...	...	...	...
Catherine place . . . . .	...	...	1	...	1	...	...	...	1	...
Chancelot crescent . . . . .	...	...	...	...	...	...	...	...	...	...
Chancelot terrace . . . . .	1	...	...	...	1	...	...	...	...	1
Claremont crescent . . . . .	...	...	...	...	...	...	...	...	...	...
Claremont street, east . . . . .	...	...	1	3	4	...	...	...	...	4
Claremont terrace . . . . .	...	...	1	1	2	...	...	...	...	2
Cochran terrace . . . . .	...	...	1	...	1	...	...	...	...	1
Connaught Place . . . . .	1	...	...	...	1	...	...	...	...	1
Croall place . . . . .	...	...	1	...	1	...	...	1	...	...
Dalmeny road . . . . .	...	...	...	...	...	...	...	...	...	...
Dryden street . . . . .	...	1	...	1	2	...	...	...	...	2
Dunedin street . . . . .	...	...	2	1	3	...	...	1	...	2
Eildon street . . . . .	...	...	1	2	3	...	...	...	...	3
Ferniehill road . . . . .	...	...	...	...	...	...	...	...	...	...
Ferry road . . . . .	...	...	1	1	2	...	...	...	...	2
Forth street . . . . .	...	...	...	...	...	...	...	...	...	...
Gayfield lane . . . . .	...	...	...	1	1	...	...	...	1	...
Gayfield place . . . . .	...	...	1	1	2	...	...	...	...	2
Gayfield square . . . . .	1	1	3	2	7	...	...	2	1	4
Gayfield street . . . . .	...	...	1	1	2	...	...	...	2	...
George place . . . . .	...	...	...	...	...	...	...	...	...	...
Gibson street . . . . .	1	...	2	...	3	...	...	...	1	2
Goldenacre terrace . . . . .	...	...	...	...	...	...	...	...	...	...
Gosford place . . . . .	...	...	1	1	2	...	...	...	...	2
Haddington place . . . . .	2	...	1	...	3	...	...	1	...	2
Hart street . . . . .	...	...	...	...	...	...	...	...	...	...
Hart street lane . . . . .	...	...	...	...	...	...	...	...	...	...
Hay terrace . . . . .	...	2	1	1	4	...	...	...	2	2
Heriothill terrace . . . . .	4	1	3	...	8	3	...	2	1	2
Hope crescent . . . . .	...	...	...	...	...	...	...	...	...	...
Howard place . . . . .	...	...	1	3	4	...	...	...	...	4
Howard place, south . . . . .	...	...	...	...	...	...	...	...	...	...
Inverleith row . . . . .	...	...	...	1	1	...	...	...	...	1
James street . . . . .	...	2	5	2	9	2	...	2	2	3
Kinghorn place . . . . .	...	...	1	1	2	1	...	...	...	1
Logie Green road . . . . .	2	1	1	...	4	...	...	1	1	2
London street, east . . . . .	1	1	3	2	7	1	...	1	...	5
Little King street . . . . .	...	...	...	...	...	...	...	...	...	...
M'Donald road . . . . .	1	1	1	2	5	...	...	1	1	3



BROUGHTON WARD—NO. IX.—*Continued.*

NAME OF STREET.	AGES.				TOTAL.	DISEASES.				
	Under 1 year.	Between 1 and 5 years.	Between 5 and 60 years.	Over 60 years.		Zymotic.	Diarrhoea	Tuber- culous Diseases.	Chest Inflam- mations.	Other Causes.
Melgund terrace . . . . .	...	...	...	2	2	...	...	...	1	1
Middlefield . . . . .	...	...	1	1	2	...	...	...	1	1
Monmouth terrace . . . . .	...	...	...	...	...	...	...	...	...	...
Montagu terrace . . . . .	...	...	...	1	1	...	...	...	...	1
Mulberry place . . . . .	...	...	...	...	...	...	...	...	...	...
Munro place . . . . .	...	...	...	...	...	...	...	...	...	...
Newhaven road . . . . .	...	...	...	...	...	...	...	...	...	...
Picardy place . . . . .	...	...	...	1	1	...	...	...	...	1
Pilrig place . . . . .	...	...	...	1	1	...	...	...	...	1
Pilrig street . . . . .	...	...	...	3	3	...	...	...	...	3
Rodney street . . . . .	...	...	2	...	2	...	...	1	...	1
Rosebank terrace . . . . .	...	...	...	...	...	...	...	...	...	...
Roslyn crescent . . . . .	...	...	...	2	2	...	...	...	...	2
Roslyn terrace . . . . .	...	...	...	...	...	...	...	...	...	...
Royston terrace . . . . .	...	...	1	1	2	...	...	1	...	1
Shaw's place . . . . .	1	...	...	...	1	...	...	...	1	...
Shaw's square . . . . .	...	...	...	...	...	...	...	...	...	...
Shaw's street . . . . .	...	...	...	...	...	...	...	...	...	...
Shaw's terrace . . . . .	...	...	...	2	2	...	...	...	1	1
Shrub place . . . . .	1	...	2	1	4	...	...	1	...	3
Shrubhill . . . . .	...	...	...	1	1	...	...	...	...	1
Shrubhill lane . . . . .	...	...	...	...	...	...	...	...	...	...
Spey street . . . . .	3	1	2	...	6	1	...	2	1	2
Union place . . . . .	...	...	...	1	1	...	...	...	...	1
Union street . . . . .	1	...	1	...	2	...	...	...	2	...
Warriston crescent . . . . .	...	...	1	1	2	...	...	...	1	1
Warriston house, lodge, etc. . . . .	...	...	...	...	...	...	...	...	...	...
Warriston place . . . . .	...	...	...	...	...	...	...	...	...	...
Warriston road . . . . .	...	...	...	2	2	...	...	...	...	2
<i>Persons belonging to this Ward have died in the following Institutions:—</i>										
Chalmers Hospital . . . . .	...	...	2	...	2	...	...	...	...	2
City Hospital . . . . .	2	...	4	...	6	6	...	...	...	...
Craigleith Poorhouse . . . . .	...	...	...	2	2	...	...	...	...	2
Deaconess Hospital . . . . .	...	...	1	...	1	...	...	...	...	1
Longmore Hospital . . . . .	...	...	1	1	2	...	...	1	...	1
Royal Asylum, Morningside . . . . .	...	...	1	1	2	...	...	1	...	1
Royal Infirmary . . . . .	...	1	14	3	18	...	...	1	2	15
Royal Maternity Hospital . . . . .	...	...	...	...	...	...	...	...	...	...
Sick Children's Hospital . . . . .	6	1	...	...	7	...	2	2	...	3

## ST STEPHEN'S WARD—NO. X.

Abercromby place . . . . .	...	...	...	1	1	...	...	...	...	1
Abercromby place lane . . . . .	...	...	...	...	...	...	...	...	...	...
Airlie place . . . . .	...	...	1	...	1	...	...	...	...	1
Albany street . . . . .	...	...	1	2	3	...	...	...	1	2
Albany street lane . . . . .	...	...	...	...	...	...	...	...	...	...
Anderson's court . . . . .	...	...	...	...	...	...	...	...	...	...
Avondale place . . . . .	...	...	...	2	2	...	...	...	...	2
Balmoral place . . . . .	...	...	...	...	...	...	...	...	...	...
Barony place . . . . .	...	...	1	...	1	...	...	...	...	1
Barony street . . . . .	3	...	4	...	7	...	...	2	...	5
Bell place . . . . .	1	...	1	...	2	...	...	...	...	2
Bellevue crescent . . . . .	...	...	1	3	4	...	...	...	...	4
Brandon street . . . . .	...	...	2	3	5	...	...	...	1	4
Brandon terrace . . . . .	...	...	2	1	3	...	...	...	...	3
Bridge place . . . . .	...	...	...	...	...	...	...	...	...	...
Broughton Market . . . . .	...	...	...	1	1	...	...	1	...	...









## ST GILES WARD—NO. XII.—Continued.

NAME OF STREET.	AGES.				TOTAL.	DISEASES.				
	Under 1 year.	Between 1 and 5 years.	Between 5 and 60 years.	Over 60 years.		Zymotic.	Diarrhoea	Tuber- culous Diseases.	Chest Inflammations.	Other Causes.
College street . . . . .	1	1	...	...	2	...	...	...	...	2
College wynd . . . . .	1	1	4	1	7	...	...	2	2	3
College wynd court . . . . .	...	...	...	...	...	...	...	...	...	...
Cornwall street . . . . .	...	...	1	...	1	...	...	...	...	1
Cowgate . . . . .	4	4	2	...	10	1	...	2	2	5
Craig's close . . . . .	...	...	...	...	...	...	...	...	...	...
Dickson's close . . . . .	...	1	...	...	1	...	...	...	1	...
Drummond street . . . . .	4	2	4	...	10	1	...	1	2	6
Dyer's close . . . . .	...	...	...	1	1	...	...	...	1	...
Fisher's close . . . . .	...	...	...	...	...	...	...	...	...	...
Fleshmarket close . . . . .	1	...	...	...	1	...	...	...	...	1
Forrester's wynd . . . . .	...	...	1	...	1	...	...	...	1	...
Foullis close, south . . . . .	1	...	1	...	2	...	...	...	...	2
Fountain close . . . . .	1	1	...	...	2	...	...	...	1	1
Fountainbridge . . . . .	...	2	1	1	4	1	...	2	...	1
Gardner's crescent . . . . .	2	...	4	4	10	...	...	2	1	7
Geddes' entry . . . . .	...	...	...	...	...	...	...	...	...	...
George IV. bridge . . . . .	...	...	1	...	1	...	...	1	...	...
Grassmarket . . . . .	6	...	3	1	10	2	...	1	1	6
Gray's close, north . . . . .	...	1	...	...	1	1	...	...	...	...
Gray's close, south . . . . .	1	1	1	...	3	...	...	...	1	2
Grindlay street . . . . .	...	...	1	3	4	...	...	...	...	4
Grove street . . . . .	1	3	1	2	7	3	...	...	3	1
Guthrie street . . . . .	1	...	2	1	4	...	1	...	1	2
Hall's court . . . . .	...	...	...	...	...	...	...	...	...	...
Hastie's close . . . . .	...	...	...	...	...	...	...	...	...	...
Heron's court . . . . .	...	...	...	...	...	...	...	...	...	...
High School yards . . . . .	1	...	1	...	2	1	...	...	...	1
High street . . . . .	3	1	14	1	19	1	...	5	1	12
Hill square . . . . .	...	...	...	2	2	...	...	...	...	2
Hunter's square . . . . .	...	...	...	...	...	...	...	...	...	...
Hyndford's close . . . . .	...	...	1	...	1	...	...	1	...	...
India buildings . . . . .	...	...	...	...	...	...	...	...	...	...
Infirmity street . . . . .	...	...	...	...	...	...	...	...	...	...
Inglis court . . . . .	...	...	...	...	...	...	...	...	...	...
Ingliston street . . . . .	1	1	...	1	3	1	...	...	...	2
Jackson's close . . . . .	...	...	1	...	1	...	...	1	...	...
James' court . . . . .	1	...	1	1	3	...	...	...	...	3
Jeffrey street . . . . .	...	...	...	1	1	...	...	...	...	1
Johnston terrace . . . . .	...	...	1	...	1	...	...	1	...	...
King's stables road . . . . .	...	1	1	...	2	1	...	...	...	1
Kitchen's court . . . . .	...	...	...	...	...	...	...	...	...	...
Lady Lawson street . . . . .	...	1	...	...	1	...	...	...	...	1
Lady Stair's close . . . . .	...	...	...	...	...	...	...	...	...	...
Lady wynd . . . . .	...	...	...	...	...	...	...	...	...	...
Ladyfield place . . . . .	...	...	...	...	...	...	...	...	...	...
Lawnmarket . . . . .	2	...	3	1	6	...	...	3	...	3
Lindsay place . . . . .	...	...	...	...	...	...	...	...	...	...
Lothian road . . . . .	...	...	1	1	2	...	...	...	...	2
Lothian street . . . . .	1	2	4	2	9	2	1	2	1	3
M'Conachie's close . . . . .	...	...	...	...	...	...	...	...	...	...
Market street . . . . .	...	1	1	...	2	...	...	1	...	1
Marshall street . . . . .	...	...	1	...	1	...	...	...	...	1
Melbourne place . . . . .	...	...	...	1	1	...	...	...	...	1
Merchant street . . . . .	1	2	...	...	3	...	...	...	2	1
Milne's court . . . . .	...	1	1	1	3	...	...	2	...	1
Morrison street . . . . .	4	3	1	6	14	1	1	1	2	9
Morrison's close . . . . .	...	...	...	...	...	...	...	...	...	...
Mound . . . . .	...	...	...	...	...	...	...	...	...	...
Mound place . . . . .	...	...	...	...	...	...	...	...	...	...
Newport street . . . . .	...	...	2	...	2	...	...	1	...	1
Nicolson square . . . . .	...	...	...	...	...	...	...	...	...	...
Nicolson street . . . . .	2	...	...	1	3	...	...	1	1	1
Niddry street . . . . .	...	...	...	...	...	...	...	...	...	...
Niddry street, south . . . . .	1	...	...	...	1	...	...	...	...	1

## ST GILES WARD—NO. XII.—Continued.

NAME OF STREET.	AGES.				TOTAL.	DISEASES.				
	Under 1 year.	Between 1 and 5 years.	Between 5 and 60 years.	Over 60 years.		Zymotic.	Diarrhoea	Tuber- culous Diseases.	Chest Inflammations.	Other Causes.
North bridge . . . . .	...	1	...	...	1	...	...	...	...	1
Old assembly close . . . . .	...	...	...	...	...	...	...	...	...	...
Old fishmarket close . . . . .	2	2	5	3	12	...	...	4	1	7
Paisley close . . . . .	...	...	...	...	...	...	...	...	...	...
Parliament square . . . . .	...	...	...	...	...	...	...	...	...	...
Paterson's court . . . . .	1	...	...	...	1	...	...	...	...	1
Pleasance . . . . .	2	...	...	1	3	...	...	...	1	2
Ports Hamilton and Hopetoun . . . . .	...	...	...	...	...	...	...	...	...	...
Portsburgh square . . . . .	2	...	1	...	3	...	...	1	...	2
Potterrow . . . . .	4	2	...	4	10	2	...	...	...	8
Princes street gardens, west . . . . .	...	...	...	1	1	...	...	...	...	1
Ramsay gardens . . . . .	1	...	...	...	1	...	...	...	...	1
Riddell's court . . . . .	...	...	1	...	1	...	...	...	...	1
Robertson's close . . . . .	2	1	2	...	5	...	...	...	2	3
Rosebank cottages . . . . .	...	...	...	2	2	...	...	...	...	2
Rosemount buildings . . . . .	1	...	...	1	2	...	...	...	...	2
Roxburgh place . . . . .	2	1	1	2	6	...	...	1	1	4
Roxburgh street . . . . .	...	...	...	1	1	...	...	...	...	1
Roxburgh terrace . . . . .	1	...	1	...	2	...	...	...	...	2
St Giles street . . . . .	...	...	...	1	1	...	...	...	...	1
St Mary street . . . . .	2	...	2	...	4	...	...	...	...	4
Scott's close . . . . .	1	...	3	1	5	...	...	1	1	3
Semple court . . . . .	2	1	...	...	3	...	...	...	1	2
Semple street . . . . .	1	...	1	...	2	...	...	...	...	2
Society . . . . .	3	...	2	1	6	...	...	2	1	3
Solicitors' buildings . . . . .	1	...	1	...	2	...	...	...	...	2
South bridge . . . . .	...	...	2	...	2	...	...	...	...	2
Spittal street . . . . .	...	...	2	1	3	...	...	...	...	3
Stevenlaw's close . . . . .	...	...	...	...	...	...	...	...	...	...
Strichen's close . . . . .	...	...	...	...	...	...	...	...	...	...
Tanner's close . . . . .	...	...	...	...	...	...	...	...	...	...
Thomson's court . . . . .	...	...	...	...	...	...	...	...	...	...
Tron square . . . . .	3	1	2	1	7	1	...	1	1	4
Tweeddale court . . . . .	...	...	...	...	...	...	...	...	...	...
Upper bow . . . . .	...	...	...	1	1	...	...	...	1	...
Victoria street . . . . .	...	...	...	1	1	...	...	...	...	1
Victoria terrace . . . . .	...	...	...	...	...	...	...	...	...	...
Waterloo place . . . . .	...	...	...	...	...	...	...	...	...	...
Waverley buildings . . . . .	3	2	1	1	7	2	...	1	1	3
Waverley station . . . . .	...	...	...	...	...	...	...	...	...	...
West bow . . . . .	1	2	...	1	4	1	...	1	...	2
West port . . . . .	2	1	2	3	8	...	...	...	2	6
World's end close . . . . .	...	...	...	...	...	...	...	...	...	...
Children's Shelter . . . . .	...	...	...	...	...	...	...	...	...	...
Night Asylum . . . . .	...	...	...	...	...	...	...	...	...	...
<i>Persons belonging to this Ward have died in the following Institutions :—</i>										
Chalmers Hospital . . . . .	...	...	...	...	...	...	...	...	...	...
City Hospital . . . . .	5	12	2	...	19	18	...	1	...	...
Craighleith Poorhouse . . . . .	...	...	6	6	12	...	...	1	4	7
Deaconess Hospital . . . . .	...	...	...	...	...	...	...	...	...	...
Longmore Hospital . . . . .	...	...	3	1	4	...	...	2	...	2
Royal Asylum, Morningside . . . . .	...	...	3	1	4	...	...	...	1	3
Royal Infirmary . . . . .	...	1	72	9	82	1	...	11	13	57
Royal Maternity Hospital . . . . .	...	...	...	...	...	...	...	...	...	...
Sick Children's Hospital . . . . .	22	8	3	...	33	...	2	6	8	17

## DALRY WARD—NO. XIII.

NAME OF STREET.	AGES.				TOTAL.	DISEASES.				
	Under 1 year.	Between 1 and 5 years.	Between 5 and 60 years.	Over 60 years.		Zymotic.	Diarrhoea	Tuber- culous Diseases.	Chest Inflammations.	Other Causes.
Argyle terrace	...	...	1	...	1	...	...	...	...	1
Atholl terrace	...	...	1	1	2	...	...	...	...	2
Bainfield	...	...	...	...	...	...	...	...	...	...
Brandfield street	3	1	...	4	8	...	...	...	1	7
Breadalbane terrace	...	...	...	...	...	...	...	...	...	...
Bright terrace	...	...	...	2	2	...	...	...	1	1
Bryson road	...	1	4	2	7	1	...	...	1	5
Caledonian crescent	6	3	5	1	15	2	...	4	2	7
Caledonian place	2	...	4	1	7	1	...	1	...	5
Caledonian road	2	1	1	6	10	...	1	2	1	6
Cathcart place	...	...	3	1	4	...	...	1	...	3
Cobden terrace	...	...	...	1	1	...	...	...	1	...
Dalry road	1	1	6	3	11	1	...	1	1	8
Distillery road	...	...	...	...	...	...	...	...	...	...
Douglas terrace	...	...	1	...	1	...	...	...	...	1
Downfield place	5	3	3	2	13	4	...	1	1	7
Duff street	3	...	...	2	5	...	...	...	1	4
Dundee place	1	1	2	...	4	1	...	...	1	2
Dundee street.	4	1	6	5	16	...	...	2	5	9
Dundee terrace	...	...	1	2	3	...	...	...	1	2
Elm cottages, Gibson terrace	...	...	...	...	...	...	...	...	...	...
Fountainbridge	1	...	6	3	10	...	...	4	1	5
Fountain place, west	1	...	...	...	1	...	...	...	1	...
Fowler terrace	1	2	3	3	9	2	1	3	...	3
Freer street	2	2	...	1	5	3	...	...	1	1
Freer street terrace	1	...	1	...	2	...	...	1	...	1
Gibson terrace	2	4	2	1	9	2	...	4	...	3
Gilmore park	...	...	...	...	...	...	...	...	...	...
Gilmore park lane	...	...	...	...	...	...	...	...	...	...
Grove place, upper	...	1	4	2	7	...	...	2	1	4
Grove street	3	...	5	4	12	...	...	2	1	9
Grove terrace	...	...	...	...	...	...	...	...	...	...
Harrison road	...	...	1	...	1	...	...	...	...	1
Lewis terrace	...	...	...	1	1	...	...	1	...	...
Maclaren terrace	...	...	...	...	...	...	...	...	...	...
Morrison street	...	...	...	...	...	...	...	...	...	...
Murdoch terrace	8	3	7	3	21	6	...	3	3	9
Northcote street	1	...	2	...	3	...	...	...	...	3
Orwell place	2	...	4	...	6	...	...	1	...	5
Orwell terrace	2	1	...	1	4	...	...	...	...	4
Richmond terrace	...	...	1	...	1	...	...	1	...	...
Ritchie place	...	...	3	...	3	...	...	1	1	1
Springwell place	1	...	2	1	4	...	...	2	...	2
Tay street	...	...	1	...	1	...	...	...	...	1
Walker terrace	...	...	...	1	1	...	...	...	...	1
Washington cottages	1	...	...	...	1	...	...	...	...	1
Washington street	2	...	2	...	4	...	...	1	...	3
Watson crescent	5	1	13	2	21	2	...	7	3	9
West end place	...	...	...	...	...	...	...	...	...	...
West park place	...	...	...	...	...	...	...	...	...	...
Yeaman place	6	1	6	2	15	1	...	1	3	10
<i>Persons belonging to this Ward have died in the following Institutions:—</i>										
Chalmers Hospital	...	...	2	1	3	...	...	1	...	2
City Hospital	...	4	5	...	9	9	...	...	...	...
Craigleith Poorhouse	...	...	...	2	2	...	...	...	...	2
Deaconess Hospital	...	...	...	1	1	...	...	...	...	1
Longmore Hospital	...	...	1	1	2	...	...	1	...	1
Royal Asylum, Morningside	...	...	1	3	4	...	...	...	...	4
Royal Infirmary	...	...	19	7	26	...	...	1	4	21
Royal Maternity Hospital	1	...	2	...	3	...	...	...	...	3
Sick Children's Hospital	10	7	1	...	18	...	1	6	3	8



## GEORGE SQUARE WARD—NO. XIV.

NAME OF STREET.	AGES.				TOTAL.	DISEASES.				
	Under 1 year.	Between 1 and 5 years.	Between 5 and 60 years.	Over 60 years.		Zymotic.	Diarrhoea	Tuber- culous Diseases.	Chest Inflam- mations.	Other Causes.
Archibald place	...	...	2	2	4	...	...	...	...	4
Belfrage lane, Lauriston place	...	...	...	...	...	...	...	...	...	...
Bristo place	...	...	1	...	1	...	...	...	...	1
Bristo street	...	1	1	1	3	1	...	1	...	1
Brougham place	...	...	...	...	...	...	...	...	...	...
Brougham street	2	...	...	1	3	...	...	...	1	2
Brown's place	...	...	...	...	...	...	...	...	...	...
Buccleuch pend	...	...	...	...	...	...	...	...	...	...
Buccleuch place	1	...	2	6	9	1	...	2	...	6
Buccleuch street	6	1	4	7	18	1	1	5	1	10
Buccleuch terrace	3	...	1	2	6	...	...	1	1	4
Candlemaker row	3	...	...	...	3	...	...	...	1	2
Causewayside	...	...	1	1	2	...	...	...	1	1
Chalmers street	...	...	1	2	3	...	...	...	...	3
Chapel street	1	...	1	2	4	...	...	...	1	3
Charles street	...	...	1	...	1	...	...	...	...	1
Clerk street	...	1	2	3	6	1	...	...	1	4
Clerk street, south	1	...	1	2	4	...	...	...	...	4
Cowgatehead	...	...	1	...	1	...	...	1	...	...
Crichton street	1	1	1	2	5	...	...	...	1	4
Crosscauseway, west	...	...	...	2	2	...	...	...	1	1
Drumdryan street	2	1	1	7	11	...	...	...	3	8
Earl Grey street	1	...	7	4	12	...	...	1	2	9
Forrest hill	...	...	2	1	3	1	...	...	...	2
Forrest road	...	...	3	3	6	...	...	2	...	4
Fountainbridge	1	...	1	2	4	...	...	...	...	4
General's entry	...	...	...	...	...	...	...	...	...	...
George square	...	...	...	2	2	...	...	...	...	2
George square lane	...	...	...	...	...	...	...	...	...	...
Gifford park	1	...	2	5	8	...	...	2	1	5
Gilmore place	...	...	1	2	3	...	...	...	...	3
Gilmore place, lower	...	...	...	...	...	...	...	...	...	...
Glen street	1	...	3	4	8	...	...	1	1	6
Glengyle terrace	...	...	...	1	1	...	...	...	...	1
Graham street	3	...	1	1	5	...	1	1	1	2
Grassmarket	2	1	1	1	5	...	...	...	1	4
Gray's court	...	...	...	...	...	...	...	...	...	...
Greyfriars place	...	...	...	1	1	...	...	...	1	...
Heriot bridge	2	...	1	...	3	...	...	...	...	3
Heriot place	...	1	1	...	2	...	...	1	1	...
Heriot place lane	...	...	...	...	...	...	...	...	...	...
High riggs	3	...	2	2	7	...	...	2	1	4
Home street	1	1	8	1	11	1	...	2	1	7
Hope park crescent	...	...	1	...	1	...	...	...	1	...
Hope park square	...	...	3	...	3	...	...	1	...	2
Hope park terrace	...	...	2	3	5	...	...	...	...	5
Hopetoun court	...	...	...	...	...	...	...	...	...	...
Hunter's close	...	...	...	...	...	...	...	...	...	...
Keir street	1	...	...	2	3	...	...	...	...	3
Lady Lawson street	1	...	...	1	2	...	...	...	1	1
Lauriston gardens	...	...	2	1	3	...	...	...	...	3
Lauriston lane	...	...	...	...	...	...	...	...	...	...
Lauriston park	...	...	...	1	1	...	...	...	...	1
Lauriston place	6	2	9	9	26	3	...	3	4	16
Lauriston street	4	...	2	...	6	...	...	2	2	2
Lauriston terrace	...	...	...	...	...	...	...	...	...	...
Leven street	1	...	...	1	2	...	...	...	...	2
Leven terrace	...	...	1	...	1	...	...	...	...	1
Lochrin buildings	...	...	...	3	3	...	...	...	1	2
Lochrin place	2	...	...	...	2	...	...	...	...	2
Lochrin terrace	...	2	2	...	4	...	...	1	1	2
Lonsdale terrace	...	...	...	2	2	...	...	...	...	2
Marshall street	...	...	...	...	...	...	...	...	...	...
Nicolson square	...	...	...	...	...	...	...	...	...	...
Nicolson street	1	...	3	...	4	...	...	1	...	3

## GEORGE SQUARE WARD—NO. XIV.—Continued.

NAME OF STREET.	AGES.				TOTAL.	DISEASES.				
	Under 1 year.	Between 1 and 5 years.	Between 5 and 60 years.	Over 60 years.		Zymotic.	Diarrhoea	Tuber- culous Diseases.	Chest Inflam- mations.	Other Causes.
Nicolson street, west . . . . .	...	...	2	2	4	...	1	...	2	1
Panmure place . . . . .	...	...	5	3	8	...	...	1	1	6
Park place . . . . .	...	...	...	...	...	...	...	...	...	...
Ponton street . . . . .	...	...	...	...	...	...	...	...	...	...
Potterrow . . . . .	3	...	2	...	5	1	1	...	...	3
Preston street, west . . . . .	...	1	...	1	2	...	...	...	2	...
Quarry close . . . . .	2	...	...	...	2	...	...	...	1	1
Reikie's court . . . . .	...	...	...	...	...	...	...	...	...	...
Riego street . . . . .	4	2	2	...	8	...	...	1	2	5
St Patrick square . . . . .	1	1	2	3	7	1	...	1	2	3
Simpson's court . . . . .	3	...	...	...	3	1	...	...	...	2
Summerhall . . . . .	...	...	...	...	...	...	...	...	...	...
Summerhall square . . . . .	...	...	...	2	2	...	...	...	1	1
Tarvit street . . . . .	1	...	1	...	2	...	...	...	...	2
Teviot place . . . . .	...	...	...	...	...	...	...	...	...	...
Teviot row . . . . .	...	...	...	1	...	...	...	...	...	...
Thornybark . . . . .	1	...	...	1	2	...	...	...	...	2
Tollcross, west . . . . .	...	...	...	...	...	...	...	...	...	...
Valleyfield street . . . . .	...	...	2	5	7	...	...	1	3	3
Vennel . . . . .	1	...	1	...	2	...	...	...	...	2
Walker's pend . . . . .	...	...	...	...	...	...	...	...	...	...
Warden's close . . . . .	...	...	...	...	...	...	...	...	...	...
Wellington place . . . . .	...	...	...	...	...	...	...	...	...	...
Wemyss terrace . . . . .	...	...	...	...	...	...	...	...	...	...
West port . . . . .	3	2	8	2	15	...	...	5	3	7
Windmill lane . . . . .	...	...	2	...	2	...	...	...	...	2
Windmill lane court . . . . .	...	...	...	...	...	...	...	...	...	...
Windmill street . . . . .	...	...	1	1	2	...	...	1	...	1
Industrial Brigade Home . . . . .	...	...	...	...	...	...	...	...	...	...
St Catherine's Convent . . . . .	...	...	...	...	...	...	...	...	...	...
Model lodging house, Grass- market . . . . .	...	...	1	...	1	...	...	...	...	1
<i>Persons belonging to this Ward have died in the following Institutions :—</i>										
Chalmers Hospital . . . . .	...	...	1	1	2	...	...	...	1	1
City Hospital . . . . .	...	9	3	...	12	12	...	...	...	...
Craigleith Poorhouse . . . . .	1	...	4	4	9	...	...	3	2	4
Deaconess Hospital . . . . .	...	...	...	...	...	...	...	...	...	...
Longmore Hospital . . . . .	...	...	1	2	3	...	...	...	...	3
Royal Asylum, Morningside . . . . .	...	...	4	2	6	...	...	...	1	5
Royal Infirmary . . . . .	1	1	47	13	62	1	1	9	13	38
Royal Maternity Hospital . . . . .	34	...	2	...	36	...	1	...	...	35
Sick Children's Hospital . . . . .	9	7	1	...	17	...	...	2	7	8

## ST LEONARD'S WARD—NO. XV.

NAME OF STREET.	AGES.				TOTAL.	DISEASES.				
	Under 1 year.	Between 1 and 5 years.	Between 5 and 60 years.	Over 60 years.		Zymotic.	Diarrhoea	Tuber- culous Diseases.	Chest Inflam- mations.	Other Causes.
Adam street, east	...	...	1	1	2	...	...	...	...	2
Adam street, west	...	...	1	1	2	...	...	...	1	1
Arthur place, east	2	...	4	4	10	1	...	1	3	5
Arthur place, middle	1	...	1	...	2	1	...	...	...	1
Arthur place, west	...	...	...	2	2	...	...	...	...	2
Arthur street	9	2	5	1	17	2	1	1	3	10
Beaumont place	2	2	1	...	5	...	...	...	1	4
Begrie's entry	...	...	...	...	...	...	...	...	...	...
Bernard terrace	...	...	...	...	...	...	...	...	...	...
Brown street	3	1	1	3	8	1	...	1	1	5
Brown street lane	1	...	1	...	2	...	...	...	...	2
Carnegie street	10	1	4	2	17	2	...	1	2	12
Christie's entry	...	...	...	...	...	...	...	...	...	...
Clerk street	...	...	1	...	1	...	...	...	...	1
Clerk street, south	...	...	1	...	1	...	...	...	...	1
Cowan's close	1	2	1	1	5	1	...	1	1	2
Crosscauseway, east	1	...	...	2	3	...	...	...	...	3
Dalkeith road	...	...	2	6	8	...	...	...	1	7
Dalrymple place	3	2	1	2	8	...	...	1	5	2
Davie street	4	...	5	...	9	1	1	...	...	7
Dumbiedykes road	4	2	5	3	14	1	...	1	...	12
Dumbiedykes road, back land	...	...	...	...	...	...	...	...	...	...
Forbes street	3	...	1	1	5	...	...	1	1	3
Gibb's entry	...	1	...	...	1	...	...	...	1	...
Gilmour street	...	...	...	...	...	...	...	...	...	...
Haddon's court	...	...	...	...	...	...	...	...	...	...
Hardwell close	1	...	...	1	2	...	...	...	...	2
Henry place	...	...	...	...	...	...	...	...	...	...
Henry street	1	...	...	...	1	...	...	...	...	1
Heriot mount	4	2	1	1	8	1	...	...	2	4
Hill place	1	...	1	2	4	...	...	...	1	3
Howden street	...	...	1	...	1	...	...	1	...	...
Lamb's close	...	...	1	1	2	...	...	1	...	1
Lutton place	1	...	3	4	8	1	...	1	...	6
Montague street	1	...	3	5	9	...	...	...	2	7
Murray street	...	...	1	1	2	...	...	...	1	1
Nicolson street	2	...	1	3	6	...	...	...	...	6
Oakfield court	2	1	2	2	7	...	...	1	1	5
Oxford street	1	...	4	6	11	...	...	2	1	8
Park road	...	...	...	...	...	...	...	...	...	...
Parkside street	...	...	...	1	1	...	...	...	1	...
Parkside terrace	...	...	...	1	1	...	...	...	...	1
Paul street	...	...	...	...	...	...	...	...	...	...
Pleasance	8	1	13	1	23	2	1	3	5	12
Pleasance court	...	...	...	...	...	...	...	...	...	...
Preston street, east	...	...	1	1	2	...	...	...	1	1
Prince Albert buildings	...	...	1	1	2	...	...	...	...	2
Prospect place	...	...	1	1	2	...	...	...	1	1
Prospect street	3	1	3	1	8	...	...	2	2	4
Prospect terrace	...	...	...	...	...	...	...	...	...	...
Rankeillor street	...	...	4	5	9	...	...	...	...	9
Richmond court	1	1	...	...	2	...	...	...	1	1
Richmond lane	...	...	...	...	...	...	...	...	...	...
Richmond pend	...	...	...	...	...	...	...	...	...	...
Richmond place	1	1	2	1	5	1	...	1	...	3
Richmond street, east	...	1	...	...	1	...	...	...	1	...
Richmond street, north	4	2	3	3	12	1	...	1	2	8
Richmond street, south	2	1	3	5	11	1	...	3	1	6
Richmond street, west	3	...	2	1	6	...	...	2	1	3
St John's hill	2	...	...	...	2	1	...	...	1	...
St John's square	2	...	2	1	5	...	...	1	1	3
St Leonard's bank	4	...	1	...	5	...	...	...	...	5
St Leonard's hill	1	...	4	...	5	...	...	2	1	2
St Leonard's hill terrace	...	...	...	...	...	...	...	...	...	...
St Leonard's lane	...	1	2	1	4	1	...	1	...	2

## ST LEONARD'S WARD—NO. XV.—Continued.

NAME OF STREET.	AGES.				TOTAL.	DISEASES.				
	Under 1 year.	Between 1 and 5 years.	Between 5 and 60 years.	Over 60 years.		Zymotic.	Diarrhoea	Tuber- culous Diseases.	Chest Inflam- mations.	Other Causes.
St Leonard's street . . . . .	3	8	4	8	23	4	...	6	6	7
St Patrick square . . . . .	...	2	1	...	3	2	...	...	...	1
St Patrick street . . . . .	...	...	...	...	...	...	...	...	...	...
Salisbury square . . . . .	...	...	...	...	...	...	...	...	...	...
Salisbury street . . . . .	...	...	6	5	11	...	...	2	2	7
Simon square . . . . .	1	...	1	...	2	...	...	...	...	2
Spittalfield crescent . . . . .	...	...	1	...	1	...	...	1	...	...
Union court . . . . .	...	...	...	...	...	...	...	...	...	...
Viewcraig row, lower . . . . .	1	...	...	...	1	...	...	1	...	...
Viewcraig row, upper . . . . .	...	...	2	1	3	...	...	2	...	1
<i>Persons belonging to this Ward have died in the following Institutions:—</i>										
Chalmers Hospital . . . . .	...	...	...	...	...	...	...	...	...	...
City Hospital . . . . .	2	8	2	...	12	10	...	1	1	...
Craigleith Poorhouse . . . . .	1	...	2	1	4	...	...	...	2	2
Deaconess Hospital . . . . .	...	...	1	...	1	...	...	1	...	...
Longmore Hospital . . . . .	...	...	3	...	3	...	...	3	...	...
Royal Asylum, Morningside . . . . .	...	...	5	2	7	...	...	3	...	4
Royal Infirmary . . . . .	...	...	60	12	72	3	...	4	13	52
Royal Maternity Hospital . . . . .	...	...	...	...	...	...	...	...	...	...
Sick Children's Hospital . . . . .	11	9	2	...	22	...	...	7	5	10

## PORTOBELLO WARD—NO. XVI.

Abercorn cottages . . . . .	...	...	...	...	...	...	...	...	...	...
Abercorn gardens . . . . .	...	...	...	...	...	...	...	...	...	...
Abercorn terrace . . . . .	...	...	...	2	2	...	...	...	...	2
Adelphi place . . . . .	...	...	...	1	1	...	...	...	1	...
Argyle crescent . . . . .	...	...	...	3	3	...	...	1	1	1
Argyle place . . . . .	...	...	...	...	...	...	...	...	...	...
Ashton villas . . . . .	...	...	...	...	...	...	...	...	...	...
Baileyfield road . . . . .	...	...	...	...	...	...	...	...	...	...
Bath place . . . . .	...	...	...	...	...	...	...	...	...	...
Bath street . . . . .	...	...	2	2	4	...	...	...	1	3
Bath street lane . . . . .	...	...	1	...	1	...	...	...	1	...
Baxter's place . . . . .	...	...	...	...	...	...	...	...	...	...
Bellfield . . . . .	...	...	...	1	1	...	...	...	...	1
Bellfield lane . . . . .	...	...	...	3	3	...	...	...	...	3
Berry's square . . . . .	...	...	...	...	...	...	...	...	...	...
Bridge street . . . . .	...	...	...	...	...	...	...	...	...	...
Bridge street lane . . . . .	...	...	...	...	...	...	...	...	...	...
Brighton crescent, east . . . . .	...	...	...	...	...	...	...	...	...	...
Brighton crescent, west . . . . .	...	...	...	1	1	...	...	...	...	1
Brighton place . . . . .	1	...	1	3	5	...	...	...	2	3
Brunstane gardens . . . . .	...	...	...	...	...	...	...	...	...	...
Brunstane mill . . . . .	...	...	...	...	...	...	...	...	...	...
Brunstane road . . . . .	1	...	...	2	3	...	...	...	...	3
Burnhouse and dairy . . . . .	...	...	...	...	...	...	...	...	...	...
Clifton terrace . . . . .	1	...	...	...	1	...	...	...	...	1
Craigenluny estate and meadows . . . . .	...	...	...	...	...	...	...	...	...	...
Cranston's land . . . . .	...	...	...	...	...	...	...	...	...	...
Dalkeith street . . . . .	...	...	1	...	1	...	...	...	...	1
Dickson's park . . . . .	...	...	...	1	1	...	...	...	...	1
Duddingston crescent . . . . .	...	...	...	1	1	...	...	...	1	...
Duddingston park . . . . .	1	1	...	1	3	...	...	...	...	3



## PORTOBELLO WARD—NO. XVI.—Continued.

NAME OF STREET.	AGES.				TOTAL.	DISEASES.				
	Under 1 year.	Between 1 and 5 years.	Between 5 and 60 years.	Over 60 years.		Zymotic.	Diarrhoea.	Tuber- culous Diseases.	Chest Inflam- mations.	Other Causes.
Rosebank square . . . . .	...	...	1	...	1	...	...	...	1	...
Rosefield avenue . . . . .	1	...	1	...	2	...	...	...	1	1
Rosefield place . . . . .	...	...	1	...	1	...	...	...	...	1
St Mark's place . . . . .	...	1	...	1	2	...	...	1	...	1
St Mary's place . . . . .	...	...	...	...	...	...	...	...	...	...
Sandford street . . . . .	...	...	...	...	...	...	...	...	...	...
Seaview terrace . . . . .	...	...	...	...	...	...	...	...	...	...
Southfield place . . . . .	...	...	3	...	3	...	...	1	...	2
Southfield villas . . . . .	...	...	...	...	...	...	...	...	...	...
Stanley street . . . . .	...	...	...	1	1	...	...	...	...	1
Straiton place . . . . .	1	...	...	2	3	...	...	...	1	2
Towerbank . . . . .	...	...	...	...	...	...	...	...	...	...
Tower street . . . . .	...	...	3	1	4	...	...	1	1	2
Vernon cottages . . . . .	...	...	...	...	...	...	...	...	...	...
Victoria buildings . . . . .	...	...	1	...	1	...	...	...	1	...
Viewforth buildings . . . . .	...	...	...	...	...	...	...	...	...	...
Wellington place . . . . .	...	...	...	2	2	...	...	...	...	2
Wellington street . . . . .	...	...	1	1	2	...	...	...	...	2
Williamfield . . . . .	...	...	...	...	...	...	...	...	...	...
Wilson's park . . . . .	2	...	1	2	5	...	...	...	1	4
Windsor place . . . . .	...	...	...	2	2	...	...	...	...	2
Windsor mansions . . . . .	...	...	...	...	...	...	...	...	...	...
Woodside terrace . . . . .	...	...	1	...	1	...	...	...	...	1
St Andrew's home . . . . .	...	...	...	...	...	...	...	...	...	...
<i>Persons belonging to this Ward have died in the following Institutions :—</i>										
Chalmers Hospital . . . . .	...	...	1	...	1	...	...	...	...	1
City Hospital . . . . .	...	1	3	...	4	3	...	...	1	...
Craigleith Poorhouse . . . . .	...	...	...	...	...	...	...	...	...	...
Deaconess Hospital . . . . .	...	...	...	...	...	...	...	...	...	...
Longmore Hospital . . . . .	...	...	...	...	...	...	...	...	...	...
Royal Asylum, Morningside . . . . .	...	...	...	...	...	...	...	...	...	...
Royal Infirmary . . . . .	...	...	12	3	15	1	...	2	2	10
Royal Maternity Hospital . . . . .	...	...	1	...	1	...	...	...	...	1
Sick Children's Hospital . . . . .	1	2	...	...	3	...	...	...	2	1

