

[Report 1967-1969] / Medical Officer of Health, Dunbarton County Council.

Contributors

Dunbartonshire (Scotland). County Council.

Publication/Creation

1969

Persistent URL

<https://wellcomecollection.org/works/hb5dhexw>

License and attribution

You have permission to make copies of this work under a Creative Commons, Attribution license.

This licence permits unrestricted use, distribution, and reproduction in any medium, provided the original author and source are credited. See the Legal Code for further information.


Image source should be attributed as specified in the full catalogue record. If no source is given the image should be attributed to Wellcome Collection.



Wellcome Collection
183 Euston Road
London NW1 2BE UK
T +44 (0)20 7611 8722
E library@wellcomecollection.org
<https://wellcomecollection.org>

AC 4628

COUNTY COUNCIL OF DUNBARTON



ANNUAL REPORTS

by


SAMUEL HARVEY, M.B., Ch.B., D.P.H., M.R.C.P.(Edin.)
Medical Officer of Health

and

THE COUNTY SANITARY INSPECTOR

for

THE YEARS 1967, 1968 AND 1969



COUNTY COUNCIL OF DUNBARTON



ANNUAL REPORTS

SAMUEL HARVEY, M.B., Ch.B., D.P.H., M.R.C.P.(Edin.)
Medical Officer of Health


and

THE COUNTY SANITARY INSPECTOR

for

THE YEARS 1967, 1968 AND 1969

COUNTY BOARD OF SUPERVISORS



ANNUAL REPORTS

THE COUNTY BOARD OF SUPERVISORS
COUNTY OF ...

THE COUNTY BOARD OF SUPERVISORS

THE COUNTY BOARD OF SUPERVISORS

INDEX

<p>Accounting in the office 1</p> <p>Administration 1</p> <p>Annual County Conference 1</p> <p>Antisepsis 1</p> <p>Art 1</p> <p>Art and health 1</p> <p>Art and industry 1</p> <p>Art and science 1</p> <p>Art and society 1</p> <p>Art and the individual 1</p> <p>Art and the community 1</p> <p>Art and the state 1</p> <p>Art and the world 1</p> <p>Art and the future 1</p> <p>Art and the past 1</p> <p>Art and the present 1</p> <p>Art and the future 1</p> <p>Art and the past 1</p> <p>Art and the present 1</p> <p>Art and the future 1</p>	<p>Art and the future 1</p> <p>Art and the past 1</p> <p>Art and the present 1</p> <p>Art and the future 1</p> <p>Art and the past 1</p> <p>Art and the present 1</p> <p>Art and the future 1</p> <p>Art and the past 1</p> <p>Art and the present 1</p> <p>Art and the future 1</p> <p>Art and the past 1</p> <p>Art and the present 1</p> <p>Art and the future 1</p> <p>Art and the past 1</p> <p>Art and the present 1</p> <p>Art and the future 1</p> <p>Art and the past 1</p> <p>Art and the present 1</p> <p>Art and the future 1</p>
---	---

CONTENTS

	page
Report by County Medical Officer	1
Report by Sanitary Inspector	63

Throughout this Report figures printed in:—

- Roman type indicate 1967
- Bold** type indicate **1968**
- Italic* type indicate *1969*

CONTENTS

Page

1

Report by County Medical Officer

63

Report by Sanitary Inspector

Throughout the Report figures printed in—

Roman type indicate 1907

Bold type indicate 1908

Italic type indicate 1909

INDEX

	page		page
Accidents in the home	18	Layettes, provision of	9
Ante-natal clinics	8	Leven Cottage	17
Artificial kidney machines	5	Maternity and child welfare	9
Audiology	5	Maternity packs	9
B.C.G. vaccination	12	Measles vaccination	12, 15
Births and birth rates	6	Medical equipment, issue of	13
Births in maternity hospitals and nursing homes	11	Mental health services	18
Cancer, deaths from	7	Midwifery services	16
Care of mothers and young children	7	National Assistance Act	17
Care of property	18	Nurseries and Child Minders Reg. Act	15
Care of unmarried mothers	11	Nurseries, day	10
Cerebro-spinal fever	14	Nurseries, residential	11
Child welfare clinics	12	Occupational therapy	13
Chiropody	13	Other health services	13
Clinics 4, 5, 7, 8, 9,	12	Pneumonia	7, 15
Compulsory removals to hospital	18	Poliomyelitis	15
Convalescent homes	14	Poliomyelitis vaccination	12, 15
Crannog cottage	17	Population	6
Cumbernauld Joint Advisory Committee	3	Port health administration	15
Day nurseries	10	Provision of layettes	9
Deaths and death rates	7	Provision of maternity packs	9
Diphtheria	14	Puerperal fever	15
Diphtheria/Tetanus vaccination	12	Relaxation Therapy	9
District nursing and midwifery services	16	Removals—section 47	18
Domestic help	11, 13	Residential accommodation	17
Dysentery	14	Residential nurseries	11
Education health	18	Scarlet fever	15
Fluoridation of water supplies	6	Senior occupation centre	2
Food poisoning	14	Short-stay home	3
Frail ambulant homes	2	Smallpox vaccination	12
Health centres	3, 5	Staffing—health visitors	17
Health education	18	Staffing—home nurses	17
Health visiting	15	Staffing—midwives	17
Home nursing	17	Tetanus vaccination	12
Home accidents, prevention of	18	Tuberculosis—deaths from	7
Homes 2, 3,	14	Unmarried mothers	11
Housing, provision of new houses	19	U.V.L. treatment	9
Immunisation, diphtheria	12	Vaccination	12
Incontinent people, facilities	4	Vital statistics	6
Infant mortality	6	Welfare foods	11
Infectious diseases	14	Whooping Cough	15
Infectious diseases, deaths from	7		
Issue of medical equipment	13		
Issue of welfare foods	19		

TABLES

	page		page
B.C.G. vaccination	34	Maternity and child welfare	36-44
Blind persons	45-51	Mental health	52-56
Causes of death	20-25	Midwifery	37
Clinic and child welfare services	37, 38	Premature births	36
Closing orders	59, 60	Relaxation Therapy	26
Day and residential nurseries	39	Services in the home	40
Demolition orders	59, 60	Staff	IX, 41, 42, 43, 44
Domestic help	41-44	Transport (midwives)	37
Factories Acts	61-62	Tuberculosis statistics	30-34
Health visiting	40	Vaccination and immunisation	27-29
Home help service	41, 44	Welfare foods—	
Home nursing	41	Distribution centres	19
Housing	57-60		
Immunisation and vaccination	27		
Infectious diseases (excluding T.B.)	35		

County of Dunbarton Public Health Department

To the Scottish Home and Health Department and the County Council of the County of Dunbarton.

S. HARVEY, M.B., Ch.B., D.P.H., M.A.C.P.(H&G)

Deputy County Medical Officer of Health

Ladies and Gentlemen,

I beg to submit the Annual Report on the Health and Sanitary Conditions of the County for the years 1967, 1968 and 1969.

I am, Ladies and Gentlemen,

Your obedient servant,

SAMUEL HARVEY,
Medical Officer of Health.

County Health Department,
County Council Offices,
Dumbarton.

ARCHIBALD S. SMITH

Resigned 21/3/69

Chief Dental Officer

FRED A. CASSIDY, L.D.S., D.D.S. (W&D)

Resigned 2/2/67

SHILA S. STEWART, L.D.S., R.F.P.D.(H&G)

Resigned 20/2/67

Digitized by the Internet Archive
in 2016 with funding from
Wellcome Library

County of Dunbarton: Public Health Department

LIST OF STAFF AS AT 31st DECEMBER, 1969

County Medical Officer of Health

S. HARVEY, M.B., Ch.B., D.P.H., M.R.C.P.(Edin.)

Depute County Medical Officer of Health

IAIN MACLEOD, M.B., Ch.B., D.P.H.

Senior Medical Officer

James G. Young, M.B., Ch.B., D.P.H.

Senior Assistant Medical Officer

Agnes W. O'Gorman, L.R.C.P., L.R.S.C.(E.), L.R.F.P.S.(G.), D.P.H.

Assistant County Medical Officers of Health and School Medical Officers

Catherine M. J. Ross, M.B., Ch.B., D.C.H.

Resigned 2/4/67

John T. Cunningham, M.B., Ch.B., D.P.H.

Gordon M. Ferguson, M.B., Ch.B., D.P.H.

Resigned 15/12/68

Celia M. Cameron, L.R.C.P.(E.), L.R.C.S.(E.),
L.R.F.P. & S.C., D.P.H.

Commenced 1/8/67

Margaret M. P. Jolly, M.B., Ch.B., D.C.H.

Commenced 29/9/69

Principal Welfare Services Officer

ARCHIBALD S. SMELLIE

Resigned 31/7/69

Chief Dental Officer

FELIX A. CASSIDY, L.D.S., D.D.S. (McGill)

Retired 9/9/67

SHEILA S. STEWART, L.D.S., R.F.P.S.(Glas.)

Commenced 28/8/67

Dental Surgeons

Mary W. Dinn, L.D.S

James H. Ferguson, L.D.S.

Allan McLean, L.D.S.

Deceased 5/7/69

Sheila S. Stewart, L.D.S.

Transferred 27/8/67

John MacFarlane, B.D.S.

Commenced 16/8/64

T. B. Cole, L.D.S.

Commenced 22/9/69

Douglas J. Reid, B.D.S.

Commenced 1/4/66

Susanne M. Granger, B.D.S.

Commenced 19/7/66

Anne S. MacMillan, B.D.S.

Resigned 18/8/68

Eric Houghton, B.D.S.

Commenced 17/3/69

Norma Urquhart, B.D.S.

Commenced 1/4/69

Occupational Therapist

Margaret McGregor

Commenced 2/9/68

Superintendent of Nurses

Violet M. Bremner

Depute Superintendent of Nurses

Margaret H. McHattie

Commenced 16/5/65

Resigned 18/7/67

Janet Ritchie

Commenced 1/10/67

Health Visitors and School Nurses

Christina S. L. King

Katherine S. Stevenson

Retired 15/11/69

Catherine Dempsey

Alice Gee

Margaret G. Miller

Mary L. Callaghan

Margaret W. Christie

Retired 15/10/67

Margaret Callander

X

Elizabeth A. Sandilands

Retired 23/6/69

Janet S. Clark*

Retired 4/3/69

Jane C. Turner*

Resigned 15/2/69

Margaret J. Cowin

Ann Macleod*

Edith Barbour*

Janet Bourns
Resigned 16/8/67
Flora B. MacKenzie
Resigned 23/3/69
Jane McLafferty
Ruby L. Shaw
Agnes M. Paton
Commenced 1/8/67
Elizabeth Johnson
Commenced 16/10/67
Barbara A. N. Caffel
Commenced 16/7/68
Clara B. Roy
Commenced 2/9/68
Mary McK. Macleod
Commenced 16/9/69
Margaret Macdonald
Retired 15/9/68
Donaldina M. Caldwell
Resigned 15/7/68
Annie Macritchie
Mary E. Martin
Sadie Lyttle
J. Anderson
Doreen Stoker

Marion Somerville*
Irene G. Stretch
Resigned 15/11/69
Jean Howison
Margaret Smith
Agnes Clydesdale
Joyce Condie
Frances Campbell
Commenced 2/9/68
Harriet M. Cameron
Commenced 16/5/69
Agnes F. Welsh
Commenced 1/7/69
Diana C. Stewart
Commenced 1/11/69
Emma B. Smith
Anne H. Officer
Eleanor I. Christie
Elizabeth T. Crawford
Jean P. McHaffie
Catherine Scobie
Dorothy Froude
Margaret McClure
Catherine McKay
Resigned 30/6/69

*Home nurses employed part-time Health Visiting in Rural Areas

Midwives

Joan Waterhouse
Retired 30/9/68
Annie Lennon
Margaret Macdonald
Retired 31/10/67
Teresa Docherty

Home Nurses

Marion Macdonald
Mary Peattie
Jean J. Crawford
Retired 31/10/67
Janet S. Clark
Retired 4/3/69
J. C. Turner
Resigned 15/2/69
Elizabeth Smith
Mary F. Robertson
Retired 1/10/67
Elizabeth B. M. Brown
Resigned 1/9/68
Ella Gowans
Agnes G. Kean
Retired 31/3/68
Ann E. Roberts
Resigned 14/4/68
Agnes D. Mowat
Ann MacLeod
Edith Barbour
Elizabeth M. Hoare

Heather Watson
Resigned 15/6/67
Mairi M. MacInnes
Isabella Clarkson
Commenced 1/5/67
Mary J. Conway
Commenced 17/1/67
Mary H. Mitchell
Commenced 16/4/69
Catherine Best
Commenced 15/1/69
Valerie Davies
Commenced 27/8/68
Ann Lockhart
Commenced 1/10/69
Eleanor Valentine
Commenced 17/11/69
Rita Harkins
Resigned 15/5/68
Margaret H. Lea
Resigned 30/4/67
Marion Bache*
Barbara Mackay
Margaret Macaulay
Resigned 15/8/68

Mary McK. Macleod
Transferred 15/9/69
June D. Mackinnon
Helen H. Murray
Resigned 31/10/68
Mary M. MacLeod
Margaret Armstrong*
C. Wood*
Resigned 31/3/69
Elizabeth M. Reid
Commenced 1/2/68
Marjory S. Forsyth
Commenced 1/5/69
Christine Kilgour
Commenced 2/6/69
Ada Watson
Commenced 6/10/69
Joyce De Venny
Commenced 1/12/69
Dorothy Davidson
Commenced 15/12/69
Joyce Gregor
Commenced 11/8/69
Mary Muirhead
Commenced 10/3/69

Central Office Staff

Chief-Clerk—Allan G. Campbell, D.P.A.

Home Help Supervisor—Nancy Robinson

Clerical Staff

Elizabeth C. Lang
Retired 18/4/67
Mary M. Buchanan
Retired 25/3/68
William B. Gilliland
Elizabeth McLean
Jane H. Macleod
Agnes J. Crichton
Mary McKellar
Commenced 6/3/67
Ellen Small
Janette Wilkie
Resigned 16/11/69

Agnes J. Curran
Resigned 24/12/67
Agnes B. McErlane
Commenced 12/2/68
Christine Ellis
Commenced 23/10/67
Elizabeth Cochrane
Commenced 7/7/69
Rosina Oatham
Commenced 8/9/69

MEDICAL OFFICER'S REPORT

for the years 1967-68-69

In this review of the years 1967, 1968 and 1969 the most fundamental change which occurred was undoubtedly the coming into operation of the Social Work (Scotland) Act 1968 in November 1969.

In the terms of this enactment the existing Welfare and Mental Health Services were almost totally transferred and with the Probation and Children's Department absorbed into the new integrated Social Work Department headed by the Director of Social Work.

In common with many of my colleagues in other Authorities I have serious doubts as to the wisdom of divorcing Mental Health (apart from the assessment of Mental Defectives which remains) and the former Geriatric services of the local Health Authority from the sphere of activity of Medical Officers of Health but, having said this, one can only wish the Director of Social Work and his staff every success in what will be a most difficult task and assure him of every co-operation from my Department and myself.

It might perhaps be felt that the 'amputation' of such a relatively large portion of the Department's functions could be looked upon as a retrograde and somewhat disheartening departure but my own feeling is that, in spite of the natural regret at such a parting of the ways and the inevitable loss of contact with a good number of staff and colleagues who have served the Department well over many years, this redeployment can be taken as a point of new departure into fields of Public Health and preventive medicine that have in the past not perhaps been given the emphasis which they deserve because of the limitations of available staff time and finance or which have only relatively recently emerged from the constantly evolving pattern and requirements of the social and economic structure of the community.

The formation of comprehensive Social Work Departments is not, however, the only major change in view. The first, and rather more than faint, rumblings have now been heard of the Government's intention to introduce, in the years ahead, a fundamental re-organisation of the entire National Health Service, and while it is too early yet to foresee the eventual outcome of the proposals set out in the Green Paper issued by the Secretary of State in December 1968 it is fairly obvious that an upheaval comparable to that brought about by the introduction of the National Health Service (Scotland) Act of 1948 is very much on the cards. The inherent principle contained in the Government's

proposals is to weld together the three, up till now, separate sections of the National Health Service to form a unified organisation and would almost inevitably entail among other things, the removal of the existing Local Authority Health Services from the control of such Authorities and their transfer to completely new administrative units ultimately responsible to the Secretary of State.

Just exactly how and when such a re-organisation may be brought about one cannot yet see but the matter is one which will obviously require careful study and much thought during the next few years.

Before concluding this portion of the Report I take this opportunity of recording my sorrow at the sudden and unexpected death of Mr. Archibald Smellie on 24th November, 1969. Mr. Smellie was appointed Principal Welfare Services Officer for the County in September, 1966 having previously served as District Council Clerk and Welfare Officer in Cumbernauld (twice) and in Bearsden and Alexandria over a period stretching back to 1931. He had resigned his post in July, 1969 to take up a new appointment as Director of Social Work with Clydebank Town Council and his death was a great shock to all who had known him.

Future Provision of Senior Occupation Centre

Discussions had taken place during the latter part of 1966 regarding the future provision of Senior Occupation Centres in various areas of the County in order to augment the service already provided at Cardross in conjunction with Dumbarton Town Council and in February 1967 it was reported to Committee that after consultation with the Medical Officers for Clydebank and Dumbarton Burghs it was estimated that eventually two additional Centres might be required. One of these would take cases from the Helensburgh, Lochside, Vale of Leven and Dumbarton areas and the other would offer provision for cases from Clydebank, the Old Kilpatrick, Duntocher, Hardgate and the New Kilpatrick areas.

While these discussions were taking place, however, the new hatted accommodation at Cardross was brought into use and it was found that with the additional number of places then available the Cardross Centre would be able to meet fully the present demand and that although new centres would eventually be required the matter of their provision could be deferred meantime.

Provision of Frail Ambulant Homes

As mentioned in my previous report it had been decided to build two Homes for Frail Ambulant persons—one in Old Kilpatrick and one in Kirkintilloch. The Old Kilpatrick project was completed in the early part of 1969 and was, as Mount Pleasant House, formally opened by the local member—Councillor John M. Gray on 24th June 1969.

The position regarding the Kirkintilloch Home was still at the planning stage in November 1969 when this function passed to the new Social

Work Department and at that time discussions were taking place regarding access roads and car parking facilities so that it will obviously be some time yet before this project is completed.

Short Stay Home

Because of the recurrent problem, particularly in the summer months of trying to find places in Homes and Hospitals for aged and handicapped persons so that their relatives could get a well earned holiday it was decided to experiment with the idea of a short stay home. Originally this was to have been in Kirkintilloch, the Town Council having agreed to build *ad hoc* premises for the purpose, but since in the first place the scheme was to be a pilot one which might not be successful, and since it would obviously take from 1½ to 2 years for the premises to be made available, it was decided to make use of two 4-apartment semi-detached houses nearing completion in the Vale of Leven area for the purpose. The only adaptation made was the provision of communicating doors between the houses and the accommodation thus made available comprised a kitchen, a communal sitting room, six bedrooms and the usual offices. The Home opened in June 1968, but the scheme was only partially successful. All places were readily taken up during the summer months but demand fell away very rapidly thereafter to such an extent that the Home had to be closed during the winter months, it being quite uneconomic to continue running it with only one or two places filled. It was, however, re-opened in the following year when demand increased and eventually passed to the Social Work Department, who continue to run it on the same basis of seasonal use.

Cumbernauld Joint Advisory Committee

In April 1967 the Scottish Home Health Department proposed the setting up of a Joint Advisory Committee to consider the future development of Health Services in the Cumbernauld area on the same pattern as existed already in Glasgow and the New Towns of Livingstone and Glenrothes. The constituent bodies were to be the Executive Council, the local Medical and Dental Committees, various Hospital Boards of Management, Cumbernauld Development Corporation and this County Council as Local Health Authority with two members only.

So far the only major point affecting the Council as Local Health Authority to emerge was the recommendation that to cater for the future expansion of population in Cumbernauld a further and purpose-built Health Centre be provided in the Abronhill area of the New Town. The County Council agreed in principle to approve this proposed Centre, subject to costs being within satisfactory limits, but to date very little progress has yet been made with this project.

Health Centre, Vale of Leven Area

During the latter part of 1966 following a proposal by the local Medical

Practitioners that a Health Centre be provided in the Vale of Leven area a Working Party was formed of representatives of the Executive Council and the County Council at the instigation of the Scottish Home and Health Department to consider the matter and report back to the various bodies concerned. Originally it was proposed that the Centre be erected in the grounds of the Vale of Leven Hospital but it was later suggested that the new Town Centre in Alexandria would be a more suitable location. The Executive Council did not accept this but in intimating their dissention pointed out that from information which they had received it appeared that the local Medical Practitioners were no longer unanimous in their support for a Health Centre, and consequently the matter was held in abeyance.

The Executive Council then however expressed an interest in the suggestion that surgery premises could be made available in the new Town Centre in Alexandria and asked the County Council to consider the question of the Public Health Services being based there also. This was readily agreed on the understanding that such Services be integrated with the General Practitioner Services from purpose-built premises rather than a series of premises however close one to another.

Facilities for Incontinent People (H.37 1967)

In April of 1967 the Secretary of State recommended to Local Health Authorities the provision of protective clothing for incontinent patients as part of their arrangements under Section 27 of the National Health Services (Scotland) Act 1947. This Department had already been making such provision but as a result of the Secretary of State's Circular an addition to the Authority's formal scheme for the administration of Section 27 was made as follows:

'In terms of Section 27 of the National Health Services (Scotland) Act 1947 the Local Health Authority proposes to make arrangements for the issue of articles of clothing required on medical grounds. The Medical Officer of Health will exercise administrative control over such arrangements.

PROVISION OF CLINIC ACCOMMODATION

Garelochhead and Kilcreggan

Because of an increase of population in these areas due mainly to the presence of Ministry of Defence establishments, problems were arising both for ourselves and the two General Practitioners concerned. It was therefore suggested that, since the existing G.P. consulting rooms were proving inadequate and since there was no scope for extending this existing accommodation, the County Council provide clinic premises to meet the parallel pressures being felt on both services and to include

accommodation which could be let out to the G.P.'s at an economic rental. This proposal was accepted by the Council in April 1968 when it was agreed to provide such facilities in Garelochhead and Kilcreggan using prefabricated units.

Health Centre Helensburgh

In March 1968 the General Practitioners in Helensburgh intimated that they had decided to build *ad hoc* premises in a central position in the town for their joint use and invited the County Council to join with them in this venture. This was acceptable to the Council who agreed to purchase part of the building for use as clinic premises and the construction of the joint premises is well under way.

Audiology Team

Arising from the Report of the Working Party on the Ascertainment of Children with Hearing Defects, of which I had the honour to be a member, it was decided in October 1968 to form an audiology team to be responsible for investigating hearing defects in children throughout the County and we were fortunate to be able to persuade Dr. Fulton Christie to head our team as Consultant on a part-time basis following his retirement from his appointment with the Regional Hospital Board.

The team has now been in operation for some months and is already showing good results in a rather surprising number of cases which might not otherwise have come to light.

Assessment Clinics

In April 1969 it was decided that as a parallel to the audiology team it would be useful to have a Centre or Centres in the County where children who were perhaps mentally or psychologically abnormal could be observed over a period of time and it was agreed that as an initial phase two such centres be provided in Dumbarton and Kirkintilloch and that the wards in Hartfield and Kirkintilloch clinics which were no longer used as such following the cessation of T. & A. operations in these clinics be adapted in the next financial year for this purpose.

The basic idea was that the facilities thus made available would enable conclusions to be reached more accurately as regards diagnosis, treatment, advice to parents and educational placement.

Artificial Kidney Machines

Following receipt of Health and Welfare Services Circular 12/1969, it was agreed that this Authority would be responsible for the adaptation of any house for the provision of any additional facilities which might be necessary for the installation of equipment for artificial kidney machines. So far as making any charge was concerned it was felt that each case should be considered on its merits. So far no action has been necessary in this area.

Fluoridation of Water Supplies

In August 1968 the County Council reviewed their policy on the question of the fluoridation of water supplies and in the Public Health Committee the previous policy in favour of fluoridation was reversed by a narrow majority. At the following meeting of the full County Council the matter was remitted back to the Public Health Committee who adhered to their decision to reverse the previous policy of acceptance of fluoridation. This was finally accepted by the County Council in September of 1969 and there the matter rests at present.

VITAL STATISTICS

The following table shows the Registrar-General's estimate of the population of the County (Landward and Small Burgh Areas) at 30th June in each of the three years involved. Comparative figures for the ten years prior to 1967 are also shown.

	1967	1968	1969
Registrar-General's Estimate at 30th June	139321	146229	152128
Increases in population since Census of 1961	30748	37656	43555

<i>Year</i>	<i>Estimated Population</i>	<i>Year</i>	<i>Estimated Population</i>
1957	98258	1962	113308
1958	99928	1963	116931
1959	101371	1964	120566
1960	104450	1965	125855
1961	110252	1966	134769

Births and Birth Rates	1967	1968	1969
<i>Live Births</i>			
Live births registered in the County	2017	2131	2113
Live births corrected for usual residence	2967	3085	2977
	(M1562)	(M1583)	(M1508)
	(F1405)	(F1502)	(F1469)
Standardised birth rates per 1000 of population	22.4	22.2	20

<i>Still Births</i>			
Still births registered in the County	31	23	25
Still births corrected for usual residence	47	38	43
	(M16)	(M16)	(M22)
	(F31)	(F22)	(F21)
Rate per 100 total births (live and still)	16	12	14

<i>Illegitimate Births</i>			
Illegitimate births registered in the County	56	60	79
Illegitimate births corrected for usual residence	95	104	118
	(M42)	(M51)	(M56)
	(F53)	(F53)	(F62)
Rate per 1000 live births	3.2	3.4	4.0

Deaths and Death Rates	1967	1968	1969
<i>Deaths</i>			
Deaths registered in the County	1197	1360	1318
Deaths corrected for usual residence	1265	1383	1446
	(M641) (F624)	(M735) (F648)	(M745) (F701)
Standardised rate per 1000 of population	9.1	9.5	9.5
<i>Infant and Neonatal Mortality</i>			
Deaths of children under 1 year corrected for usual residence	45	55	59
	(M31) (F14)	(M34) (F21)	(M29) (F30)
Infant mortality rate per 1000 live births	15	18	20
Deaths of children under 4 weeks corrected for usual residence	34	41	40
	(M23) (F11)	(M25) (F16)	(M19) (F21)
Neonatal mortality rate per 1000 live births	11	13	13
<i>Causes of Death</i>			
Tuberculosis	7	7	2
Malignant Neoplasms (cancer)	254	285	320
Heart and circulatory diseases	503	722	778
Bronchitis, Pneumonia, Emphysema and Asthma	71	106	130
Road transport accidents	18	18	17
Accidents in the home	19	16	15
Suicide and self-inflicted injury	10	16	6
<i>Death Rates per 1000 Population</i>			
Tuberculosis	0.05	0.05	0.01
Malignant neoplasms (cancer)	1.82	1.95	2.10
Heart and circulatory diseases	3.61	4.91	5.11
Bronchitis, Pneumonia, Emphysema and Asthma	0.51	0.72	0.85
Road transport accidents	0.13	0.12	0.11
Accidents in the home	0.14	0.11	0.10
Suicide and self-inflicted injury	0.07	0.11	0.04

NATIONAL HEALTH SERVICE (SCOTLAND) ACT, 1947

Section 22

CARE OF MOTHERS AND YOUNG CHILDREN

Child Welfare Clinics

Child Welfare Clinic sessions with a medical officer in attendance are held weekly in the following clinics:—

<i>Area</i>	<i>Clinic Day</i>	<i>Times</i>
East King Street, Helensburgh	Wednesday	1.30-4.30 p.m.
Bank Street, Alexandria	Tuesday	1.30-4.30 p.m.
Haldane, Balloch	Friday	1.30-4.30 p.m.
John Street, Renton	Monday	1.30-4.30 p.m.
Erskine View, Old Kilpatrick	Wednesday	1.30-4.30 p.m.
North Campbell Avenue, Milngavie	Wednesday	1.30-4.30 p.m.
Hillfoot Drive, Bearsden	Thursday	1.30-4.30 p.m.
Townhead, Kirkintilloch	Monday	1.30-4.30 p.m.
Kildrum, Cumbernauld	Thursday	1.30-4.30 p.m.
McSparran Road, Croy	Tuesday	9.30 a.m.-12 noon
Public School, Twechar	Tuesday	1.15-3.30 p.m.
Goldenhill, Hardgate	Monday	1.30-4.30 p.m.
Westerton } Courthill }	Alternate Tuesdays	{ 9 a.m.-12 noon 1.30-4.30 p.m.

Clinics are also held once weekly with a health visitor only in attendance at these places and in the following additional areas:—

<i>Area</i>	<i>Clinic Day</i>	<i>Times</i>
Community Centre, Hillhead, Kirkintilloch	Tuesday	1.30-4 p.m.
Girl Guide Hall, John Street, Helensburgh	Tuesday	1.30-4 p.m.
Miners' Welfare Hall, Condorrat	Alternate Wednesdays	1.15-3.15 p.m.
Kildrum, Cumbernauld	Tuesday	2-4 p.m.

Ante-Natal Clinics

The Local Authority does not have *ad hoc* ante-natal sessions, but on request appropriate advice is given to the expectant and nursing mother either at child welfare clinics or in her own home.

The Local Authority does, however, afford facilities to the Western Regional Hospital Board for ante-natal purposes and the Area Obstetrician and Gynaecologist holds clinic sessions in the following Local Authority premises on the days shown. These clinics are for advisory purposes and are mainly intended for patients entering either of the two maternity hospitals in the area:—

<i>Clinic</i>	<i>Clinic Day</i>	<i>Times</i>
Hartfield Clinic, Dumbarton	Tuesday	1.30-4 p.m. (by appointment)
Bank Street Clinic, Alexandria	Thursday	9.30 a.m.-12.30 p.m.
East King Street Clinic, Helensburgh	Monday	9.30 a.m.-12.30 p.m.
Goldenhill Clinic, Hardgate	Monday	1.30-4 p.m.
	Wednesday	1.30-4 p.m.
	Friday	9.30 a.m.-12.30 p.m.
Kildrum H.C.	Wednesday	9 a.m.-12 noon

In most areas also general practitioners hold ante-natal sessions in their own surgeries and these are attended by the Local Authority midwives booked for cases due to be confined at home.

Relaxation Therapy Clinics

Relaxation Therapy Classes for expectant mothers are held once weekly at the undernoted places. Table on page 26 gives the figures relative to attendances at the eight clinics concerned.

The classes are available to all expectant mothers and each course lasts from eight to ten weeks. The expectant mother attends the class once per week for approximately an hour and a half and is taught exercises to strengthen the muscles used at childbirth as well as the art of relaxation. In conjunction with this tuition by the physiotherapist, talks on mothercraft are also given by a health visitor. It is recommended that expectant mothers should join these classes at about the fifth or sixth month of pregnancy. The time and place of each Relaxation Therapy class is as follows:—

<i>Clinic</i>	<i>Clinic Day</i>	<i>Times</i>
Bank Street Clinic, Alexandria	Wednesday	9.30 a.m.
Hillfoot Clinic, Bearsden	Tuesday	9.30 a.m.
Townhead Clinic, Kirkintilloch	Wednesday	9.30 a.m.
North Campbell Avenue, Milngavie	Wednesday	9.30 a.m.
Hartfield Clinic, Dumbarton	Wednesday	9.30 a.m.
Goldenhill Clinic, Hardgate	Thursday	9.30 a.m.
Kildrum H.C.	Thursday	10 a.m.-12 noon
Helensburgh	Thursday	1.30 p.m.

MATERNITY AND CHILD WELFARE

U.V.L. Treatment

Ultra violet light treatment is available at certain child welfare clinics and can be given to children suffering mainly from complaints such as general debility, bronchitis and asthma, adenitis, etc. The numbers receiving treatment by this type of therapy have fallen off considerably compared with those attending some years ago and it would seem that U.V.L. treatment is now somewhat out of fashion.

Provision of Layettees and Maternity Packs

Layettees are provided on request at a charge based on a sliding scale according to the applicant's means. The charge ranges from nil to the full cost of the items to the Department. Unmarried mothers are among those who may obtain a free layette.

Maternity Packs

These packs are supplied free on request to all home confinement cases. The numbers issued during 1967-1969 were as follows:—

	1967	1968	1969
Layettes	30	29	28
Maternity packs	245	237	274

Day Nurseries

The County Council has now only one Day Nursery situated in Alexandria in operation, the Helensburgh premises having been closed because of lack of numbers in 1965. The Alexandria Nursery has places for 64 children and is generally well used although from time to time the numbers admitted have had to be kept below maximum because of shortage of staff. This Nursery was at one time a recognised training centre but this function disappeared when numbers fell off drastically some years ago.

A recent sustained increase in the demand for places, however, is making us consider applying to the appropriate Government Department for re-instatement as a training centre and it is to be hoped that progress may be made towards this end in 1970. The premises, however, are fairly old having been erected as a 'War-time Day Nursery' and before making any move for recognition I feel it would be necessary to undertake a fairly extensive programme of improvements in furnishings, equipment and decoration.

The present charges for admission to the Alexandria Nursery are 8/6d. per day for each child in the non-priority group and 1/- per day for the first child in each family in priority cases, plus 6d. per day for each subsequent child. Generally speaking the priority groups are as follows, but where doubt arises, cases which do not fall obviously into any of these groups may be considered individually by the Public Health Committee.

Priority groups for admission to Day Nurseries

1. Children of widows/widowers.
2. Children of unmarried mothers.
3. Mothers in employment due to the father's illness, i.e., a long-term illness.
4. Separated parents where the Medical Officer is satisfied that this is actually the case.
5. Children whose medical condition is such that a Nursery would be of benefit.
6. Children of mothers whose medical condition is such that it would help to admit the child to the Nursery.
7. Children of mothers who are in hospital.

Residential Nurseries

There are no residential nurseries within the County Landward area.

Care of Unmarried Mothers

The Local Authority undertakes to arrange for unmarried mothers whose usual address is within the County area to be admitted to suitable Homes for the period of their confinement and to give financial help towards the cost of maintenance of mother and child in these Homes where it is required.

Liaison is also maintained with the Children's Officer so that adoption can be arranged should this be desired.

Admission to Mother and Baby Homes for the three years covered by this report were as follows:—

1967	1968	1969
3	5	8

This function was transferred to the Social Work Department on 17th November, 1969.

Domestic Help

The number of maternity cases for whom a Home Help was provided was as follows:—

1967	1968	1969
179	170	111

Issue of Welfare Foods

The quantities of foods issued during the period under review were as follows:—

	1967	1968	1969
National Dried Milk	16,987	10,245	8,929
Cod Liver Oil	4,536	4,461	4,939
A. & D. Vitamin Pills	2,484	2,587	2,777
Orange Juice	43,254	44,191	56,604

The table on page 19 shows the various distribution centres and times when Welfare Foods are issued.

Births in Maternity Hospitals and Nursing Homes

Of the total number of births (after correction for transfers) which took place the following percentages occurred in maternity hospitals or nursing homes:—

1967	1968	1969
84%	85%	90%

VACCINATION AND IMMUNISATION

	1967	1968	1969
Diphtheria/Pertussis/Tetanus			
Primary vaccinations	2507	2697	1476
Maintenance doses	460	1190	519
Diphtheria/Tetanus			
Primary vaccinations	248	219	166
Maintenance doses	3007	2337	1937
Tetanus			
Primary vaccinations	30	312	247
Maintenance doses	7	298	284
Smallpox			
Primary vaccinations	1266	2125	1574
Maintenance doses	246	—	728
Measles vaccination	—	1665	817
Poliomyelitis			
Primary vaccinations	3108	2910	1243
Maintenance doses (oral)	1369	1554	1937
B.C.G. Vaccination*			
No. tuberculin tested	1926	1229	749
No. of negative re-actors	1728	1118	689
No. vaccinated	1727	1109	†760

* See also table on page 34.

† Includes new born infants not tuberculin tested prior to vaccination.

CHILD WELFARE CLINICS

The main function of these clinics is to give advice to mothers on child care and the prevention of illness in infants. They also serve as centres in this context for such things as child and family guidance, the testing of eyes and hearing and for the carrying out of the various procedures involved in the programme of vaccination and immunisation.

	1967	1968	1969
<i>No. of children 0-5 years attending</i>	7850	8870	7177
<i>No. of sessions held—</i>			
(a) With Medical Officer and Health Visitor	876	1004	1125
(b) With Health Visitor only	975	848	931

for further details see table on page 32.

DOMESTIC HELP SCHEME

As a result of a review of the charges made for this service increased rates were brought into force in the first week of February, 1968. The existing rates which had been fixed in 1964 were a minimum charge of 2/- per hour rising on a sliding scale to a maximum of 4/3d. per hour. The new rates are now 3/- per hour at the minimum rising to 6/- per hour at the maximum. As in the past prior discussion took place with the Regional Controller of the Ministry to ensure that pensioners and others with low incomes would have the increases taken account of in the allowances paid to them by the Ministry.

Also arising from this review it was decided to increase the travelling allowances paid to Domestic Help from 2/6d. per week to 5/- per week for those working in local areas and from 6/- to 10/- per week where greater distances were involved.

A table showing the numbers and types of cases making use of the service is shown in the table on page 41.

OTHER HEALTH SERVICES

Issue of Medical Equipment

The Authority maintains a large and comprehensive range of medical equipment, which is issued at the request of general practitioners and district nurses.

Included in this range of equipment are invalid chairs, air beds, waterproof sheeting, air cushions, tripod sticks and bed-pans, etc. These items are issued on loan, free of charge, through district nurses in all areas.

Occupational Therapy

After trying unsuccessfully to obtain the services of an occupational therapist for some years we at last achieved this in September, 1968 and the service to home-bound persons is now developing to the extent that at least one other therapist will be required to cope with the work load in the near future. This service is one which has been retained by the Department but arrangements have been made for her to work in close co-operation with the Social Work Department.

Chiropody

In December, 1969 an application for financial assistance was received from the Cove and Kilcreggan Old People's Welfare Committee to enable them to continue with their chiropody service in that area which is the only one not served by the Council's own scheme. It was indicated to the local Committee that the County Council were willing

to extend their service to take in the Cove and Kilcreggan area but this offer was declined and finally the County Council agreed to make an annual grant to the local Old People's Welfare Committee of £100 or the Committee's actual expenditure whichever was the lesser amount. At the time of application the local service catered for 20 persons all treatment being carried out on a domiciliary basis.

Convalescent Homes

(a) Ardgare Home, Shandon

Ardgare is situated overlooking the Gareloch and has accommodation for 25 children between the ages of 5 and 15. The Home has a resident teacher with a view to ensuring that the education of the children admitted there for convalescence will suffer as little interruption as possible.

(b) Crosslet House, Dumbarton

Crosslet House is a convalescent home run by the Burgh of Dumbarton. Children are admitted here for B.C.G. vaccination and it is also used as a convalescent home for pre-school children from the County, a charge being made by the Burgh for each case admitted.

INFECTIOUS DISEASES

Diphtheria

No case of diphtheria has been notified in the County area since 1954.

Cerebro-Spinal Fever

No case of Cerebro-Spinal Fever has been notified since 1964.

Dysentery

30 cases of dysentery two of whom required hospital treatment were notified during 1967. The figures for 1968 were 42 (3 cases admitted to hospital) and for 1969—29 cases (3 admitted to hospital).

Food Poisoning

5 cases were notified in 1967—24 in 1968 (1 case requiring hospital treatment) and 9 in 1969.

Infective Jaundice

No cases were notified in 1967. The figures for 1968 and 1969 were 18 and 128 respectively—3 cases in 1969 requiring hospital treatment.

Measles

No cases were notified in 1967—97 in 1968 and 610 in 1969.

These latter two diseases only became generally notifiable in Scotland from 1st October 1968 under the Public Health (Infectious Diseases) (Scotland) Amendment Regulations 1968.

Pneumonia (acute primary)

1 case was notified in 1967, 2 cases in 1968 and 6 cases in 1969.

Poliomyelitis

There have been no notifications of poliomyelitis in the County area since 1962.

Puerperal Fever

2 cases were notified in 1968. The other two years were clear.

Scarlet Fever

9 cases were notified in 1967 the figures for 1968 and 1969 being 3 cases and 16 cases respectively.

Whooping Cough

1967 yielded 74 notifications of whooping cough with 31 in 1968 and 20 in 1969.

NURSERIES AND CHILD MINDERS REGULATION ACT

In 1967 the number of premises registered under the above-mentioned Act was 29 the total number of places relative to these premises being 519. This total was further increased by an additional 11 registrations (277 additional places) in 1968 and by a further 14 registrations (272 extra places) in 1969. The figures at the end of 1969 were therefore 54 registered premises providing places for 1,062 children. The premises registered ranged from large public halls to rooms in private houses.

PORT HEALTH ADMINISTRATION

No incident of note occurred under this heading during the period under review.

HEALTH VISITING

Over the period covered by this report the growing realisation of the need for closer co-operation between the local Health Authority and

the General Practitioner service caused us in common with many other Councils to think seriously of the question of 'attaching' Health Visitors and District Nurses to individual practices where, although remaining in the employment of the Council, the nurses concerned would attend doctor's surgeries in addition to their other traditional duties at clinics and in peoples' homes and in so doing would institute a two-way traffic which would be to the benefit of all concerned—not least the patients involved.

As an initial move it was decided in April, 1967 to experiment in the Helensburgh area with a 'liaison scheme' which while remaining short of full attachment, would it was felt, give an indication of any difficulties which might arise.

This scheme was successful enough in its limited way and proceeding from there after prior meetings with the GP's concerned, full attachment schemes were instituted in the following areas as shown:

Kirkintilloch, November 1967; Bearsden, March 1968; Cumbernauld, April 1968; Milngavie, August/September 1968; Vale of Leven, November 1968; Helensburgh, December 1970. Details of the work of the Health Visiting Staff are given in tables on page 40.

Visits to Cases

In 1967 the number of cases and the number of home visits to the individuals concerned was 8,417 and 45,562. In 1968 the number dropped somewhat to 7,784 cases and 40,332 home visits but rose again in 1969 to 9,006 cases and 40,846 visits.

District Nursing and Midwifery Services

In July 1967 because of the difficulty of obtaining fully qualified District Nurse Midwives and because our experience over the previous years had shown that concurrently with social improvements, the wider use of antibiotics, the growing percentage of old people in the community and the falling off in the number of domiciliary confinements, the work of the highly trained District Nurse Midwife was changing towards the position where geriatric nursing was taking up an ever greater part of the time of such nurses with a corresponding reduction in services requiring highly specialised skills I proposed that we should consider recruiting State Enrolled Nurses to make up our deficiencies in Staff numbers. These State Enrolled Nurses would work under the control of a Registered General Nurse although should we appoint an S.E.N. who had a midwifery qualification such control would be exercised only over her work in the field of general nursing. Two difficulties were apparent to me in proposing this course of action, namely that we would be unable to employ State Enrolled Nurses in Rural areas and that with future attachment of the District Nursing service to general

practices coming along, the appointment of other than Registered General Nurses with or without midwifery qualifications would tend to complicate the pattern of attachment.

In spite of these difficulties I felt that we must adopt this practice where it proved impossible to obtain Registered General Nurses in order to provide the service the public required and my recommendation was agreed to with a proviso that any S.E.N. employed who was not District trained should be seconded for an appropriate course of instruction with the condition that she thereafter remain with the Local Health Authority for at least one year. Since this decision was taken our staffing position has somewhat improved.

Home Nursing

This valuable service deals very largely with the older section of the population since by far the bulk of the home nurses' work is given over to caring for persons aged 65 or over. The details of cases and visits involved is shown in the table on page 41.

Staffing

At December, 1967 the home nursing staff comprised: 25 District Nurse Midwives (3 part-time); 7 District Nurse/Midwife/Health Visitors (1 part-time) and 1 Midwife.

By December, 1969 the numbers were 20 District Nurse/Midwives, 3 District Nurse/Midwife/Health Visitors and 10 District Nurses (6 part-time).

NATIONAL ASSISTANCE ACT, 1948

Residential Accommodation

The County Council had two Old Folks Homes—Leven Cottage in Alexandria with 14 places and Crannog Cottage in Milton with 25 places. The residents in Leven Cottage are generally drawn from the Western area of the County and those in Crannog Cottage from the Eastern half and both homes have fairly substantial waiting lists for places. In addition there is also available 60 other Part III places in Strathclyde House, Dumbarton which is a large joint user establishment used also by Dumbarton Burgh, Clydebank Burgh and by the Western Regional Hospital Board as a geriatric unit.

As mentioned earlier in this report a new Frail Ambulant Home was opened in Old Kilpatrick in June, 1969 and a further similar unit was planned for the Kirkintilloch area. Since the responsibility for all

residential accommodation was transferred to the Social Work Department the question of completing the provision of this Home will rest with the Director of Social Work and his Committee.

Compulsory Removals to Hospital, etc. (Section 47)

No compulsory removals under section 47 of the National Assistance Act, 1948 were found to be necessary during the period covered by this report.

Care of Property (Section 48)

Arrangements for the care of the property of persons removed to hospital under Part III of the National Assistance Act 1948 were made as required.

NURSING HOMES REGISTRATION (SCOTLAND) ACT, 1938

There are no registered Nursing Homes in the area of the County and no applications for registration were received during 1967-69.

HEALTH EDUCATION

Health propaganda is carried out throughout the year by Health Visiting and other nursing and medical staff by the issue of leaflets and the display of posters in clinics and other Local Authority premises and by supplying speakers to organised groups whenever possible. An additional Health Visitor with special training in Health Education was appointed in July, 1969 to help in widening the scope of the department's activities in this field and the existing stock of films, film strips and other visual aids is being increased.

In the area of accidents occurring in the home arrangements are in force with the various hospitals in the area regarding the furnishing of information regarding all home accidents coming to their notice and where appropriate a Health Visitor will visit the home concerned to give advice aimed at preventing a recurrence of the incident.

MENTAL HEALTH SERVICES

All Mental Health Services with the exception of the ascertainment of mental deficiency was transferred to the Social Work Department in November, 1969. The work carried out by the staff of this Department prior to the transfer is given on pages 52 to 56.

HOUSING

By the end of 1969 the housing situation in many of the areas of the County, although not overtaken, was much less of a problem than previously, the one exception being the Vale of Leven and Renton areas. Proposals for new building in these areas within the next year or two should however, go a long way to ameliorate matters. Details of the houses under construction and completed during the three years under review are given on page 57.

WELFARE FOODS DISTRIBUTION CENTRES

Address of Centre and Area Served	Days and Hours of Opening
Alexandria District—District Council Offices, Gilmour Street, Alexandria	Monday to Friday—9 a.m. to 3 p.m.
Balloch—The Clinic, Mill of Haldane, Balloch	Wednesday—1.30 to 3.30 p.m.
Arrochar District—District Nurse's House, Tigh-a-Lais, Arrochar	Wednesday—2 to 5 p.m.
Bearsden—	
1. District Council Offices, Roman Road, Bearsden	Tuesday—10 to 12 noon Thursday—2 to 4 p.m.
2. Jamieson (1946) Ltd., Westerton	Business Hours
3. Jamieson (1946) Ltd., Courthill	Business Hours
Cardross—General Store, Main Street, Cardross	Business Hours
Croy—D.C.C. Clinic, McSparran Road, Croy	Monday—11.15 to 12.30 p.m.
Condorrat—Rent Office	Monday—10 to 12 noon Thursday—1.30 to 2.30 p.m.
Cumbernauld—	
1. Kildrum Medical Centre	Thursday—2 to 4 p.m.
Cumbernauld—(Village)	
2. District Council Office, Cumbernauld	Tuesday—2.30 to 3.30 p.m.
Duntocher—Goldenhill Clinic	Monday—2 to 4 p.m.
Garelochhead—District Nurse's House, 'Somerset,' Garelochhead	Friday—2 to 4 p.m.
Gartocharn—District Nurse's House, Church Road, Gartocharn	Tuesday—2 to 4 p.m.
Helensburgh—District Council Office, West King Street	Tuesday and Thursday— 10 to 12 and 2 to 4 p.m.
Kilcreggan—District Nurse's House, Templeton Cottage, Kilcreggan	Wednesday—2.30 to 3.30 p.m.
Kirkintilloch—District Council Office, Luggiebank Road, Kirkintilloch	Monday to Friday—9 to 12.30 p.m. Friday—2 to 4 p.m. Saturday—9 to 12 noon
Luss—District Nurse's House, Roselea Cottage, Luss	First Tuesday of each month— 4 to 5 p.m.
Milngavie—D.C.C. Clinic, North Campbell Avenue	Tuesday—2 to 4 p.m. Friday—10 to 12 noon
Crandles, 68 Strathblane Road	Business Hours
Milton—Hillside Stores	Business Hours
Old Kilpatrick—D.C.C. Clinic, Erskine View, Old Kilpatrick	Tuesday—1.30 to 3.30 p.m.
Renton—Victoria Institute, Main Street, Renton	Tuesday—2 to 4 p.m.
Rhu—District Nurse's House, 'Rhu Bheag,' Rhu	Tuesday—2 to 4 p.m.
Twechar—Constitutional Hall, Twechar	Tuesday—1.30 to 3.30 p.m.

STATEMENT OF CAUSES OF DEATH (corrected for transfers)
For Year 1967. Compiled from figures supplied by the Registrar General

All causes—both sexes	1265	34	11	6	3	1	9	17	41	96	231	336	338	142
	All Ages	Under 4 wks	4 wks	1 to 4	5 to 9	10 to 14	15 to 24	25 to 34	35 to 44	45 to 54	55 to 64	65 to 74	75 to 84	85 and over
Male—All Causes	641	23	8	3	2	1	7	9	21	51	142	182	142	50
Tuberculosis of respiratory system	2	—	—	—	—	—	—	—	—	—	2	—	—	—
Tuberculosis—other forms	—	—	—	—	—	—	—	—	—	—	—	—	—	—
Syphilis and its sequelae	—	—	—	—	—	—	—	—	—	—	—	—	—	—
Dysentery—all forms	—	—	—	—	—	—	—	—	—	—	—	—	—	—
Whooping Cough	—	—	—	—	—	—	—	—	—	—	—	—	—	—
Meningococcal infections	—	—	—	—	—	—	—	—	—	—	—	—	—	—
Acute poliomyelitis	—	—	—	—	—	—	—	—	—	—	—	—	—	—
Measles	1	—	1	—	—	—	—	—	—	—	—	—	—	—
Other infective and parasitic diseases (B4, 5, 7, 8, 11, 13, 15, 16)*	1	—	—	—	—	—	1	—	—	—	—	—	—	—
Malignant neoplasms—Total	136	—	1	1	—	—	2	1	2	14	43	42	24	6
Malignant neoplasms of respiratory system	61	—	1	—	—	—	—	1	1	5	25	19	7	2
Malignant neoplasms of lymphatic and haematopoietic tissues	4	—	—	—	—	—	—	—	—	2	1	—	1	—
Other malignant neoplasms	71	—	—	1	—	—	2	—	1	7	17	23	16	4
Benign and unspecified neoplasms	1	—	—	—	—	—	—	—	—	—	1	—	—	—
Diabetes mellitus	2	—	—	—	—	—	—	1	1	—	—	—	—	—
Anaemias	5	—	—	—	—	—	—	—	—	—	1	2	1	1
Other general diseases	5	—	—	—	1	—	1	—	1	—	—	2	—	—
Vascular lesions affecting central nervous system	70	—	—	—	—	—	—	—	—	1	12	21	29	7
Non-meningococcal meningitis	1	1	—	—	—	—	—	—	—	—	—	—	—	—
Other diseases of nervous system	10	—	—	—	—	—	—	1	1	—	1	2	4	1
Rheumatic fever	—	—	—	—	—	—	—	—	—	—	—	—	—	—
Chronic rheumatic heart disease	4	—	—	—	—	—	—	—	1	3	—	—	—	—
Arteriosclerotic heart disease, including coronary disease	190	—	—	—	—	—	—	—	8	18	51	60	40	13
Degenerative heart disease	28	—	—	—	—	—	—	—	—	—	2	5	10	11
Other diseases of heart	4	—	—	—	—	—	—	—	—	—	—	2	1	1
Hypertensive heart disease	14	—	—	—	—	—	—	—	—	1	3	9	1	—
Other hypertensive disease	—	—	—	—	—	—	—	—	—	—	—	—	—	—
Other circulatory disease	27	—	—	—	—	—	—	—	—	1	2	9	8	7
Influenza	—	—	—	—	—	—	—	—	—	—	—	—	—	—
Pneumonia (except of newborn)	18	—	3	—	—	—	—	—	—	—	1	5	8	1
Bronchitis	26	—	—	—	—	—	—	—	—	—	6	13	7	—
Other respiratory diseases	3	—	—	—	—	—	—	—	—	1	1	1	—	—
Ulcer of stomach and duodenum	7	—	—	—	—	—	—	1	—	—	1	3	2	—
Appendicitis	—	—	—	—	—	—	—	—	—	—	—	—	—	—
Intestinal obstruction and hernia	3	—	—	—	—	—	—	—	—	1	—	—	2	—
Gastritis duodenitis enteritis and colitis (except diarrhoea of newborn)	3	—	1	—	—	—	—	—	—	—	2	—	—	—
Cirrhosis of liver	5	—	—	—	—	—	—	1	—	—	3	—	1	—
Other diseases of liver	1	—	—	—	—	—	—	—	—	—	—	1	—	—
Other digestive diseases	1	—	—	—	—	—	—	—	—	1	—	—	—	—
Nephritis and nephrosis	—	—	—	—	—	—	—	—	—	—	—	—	—	—
Hyperplasia of prostate	3	—	—	—	—	—	—	—	—	—	—	—	2	1
Infections of kidney	2	—	—	—	—	—	—	—	—	—	1	—	1	—
Other diseases of genito-urinary system	2	—	—	—	—	—	—	—	—	—	—	2	—	—
Deliveries and complications of pregnancy childbirth and the puerperium	—	—	—	—	—	—	—	—	—	—	—	—	—	—
Diseases of skin and organs of locomotion	—	—	—	—	—	—	—	—	—	—	—	—	—	—
Congenital malformations of nervous system and sense organs	3	2	1	—	—	—	—	—	—	—	—	—	—	—
Congenital malformations of circulatory system	4	2	—	2	—	—	—	—	—	—	—	—	—	—
Other congenital malformations	1	—	—	—	1	—	—	—	—	—	—	—	—	—
Birth injuries postnatal asphyxia and atelectasis	10	10	—	—	—	—	—	—	—	—	—	—	—	—
Infections of the newborn	1	1	—	—	—	—	—	—	—	—	—	—	—	—
Other diseases peculiar to early infancy and immaturity unqualified	7	7	—	—	—	—	—	—	—	—	—	—	—	—
Senility without mention of psychosis	—	—	—	—	—	—	—	—	—	—	—	—	—	—
Ill-defined and unknown causes	2	—	—	—	—	—	—	1	—	—	1	—	—	—
Motor vehicle accidents	14	—	—	—	—	—	2	1	3	5	3	—	—	—
Other road vehicle accidents	—	—	—	—	—	—	—	—	—	—	—	—	—	—
Accidents in the home	8	—	1	—	—	—	—	—	—	1	3	2	—	1
Other violence (BE 50)	9	—	—	—	—	1	1	1	2	3	—	—	1	—
Suicide and self-inflicted injury	7	—	—	—	—	—	—	1	2	1	2	1	—	—

*Including typhoid fever, scarlet fever and streptococcal sore throat, diphtheria and acute infectious encephalitis.

STATEMENT OF CAUSES OF DEATH (corrected for transfers)
For Year 1967. Compiled from figures supplied by the Registrar General

All causes—both sexes	1265	34	11	6	3	1	9	17	41	96	231	336	338	142
	All Ages	Under 4 wks	4 wks	1 to 4	5 to 9	10 to 14	15 to 24	25 to 34	35 to 44	45 to 54	55 to 64	65 to 74	75 to 84	85 and over
Female—All Causes	624	11	3	3	1	—	2	8	20	45	89	154	196	92
Tuberculosis of respiratory system	4	—	—	—	—	—	—	1	—	1	1	—	—	1
Tuberculosis—other forms	1	—	—	—	—	—	—	—	—	—	—	1	—	—
Syphilis and its sequelae	1	—	—	—	—	—	—	—	—	—	—	—	1	—
Dysentery—all forms	—	—	—	—	—	—	—	—	—	—	—	—	—	—
Whooping Cough	—	—	—	—	—	—	—	—	—	—	—	—	—	—
Meningococcal infections	—	—	—	—	—	—	—	—	—	—	—	—	—	—
Acute poliomyelitis	—	—	—	—	—	—	—	—	—	—	—	—	—	—
Measles	—	—	—	—	—	—	—	—	—	—	—	—	—	—
Other infective and parasitic diseases (B4, 5, 7, 8, 11, 13, 15, 16)*	—	—	—	—	—	—	—	—	—	—	—	—	—	—
Malignant neoplasms—Total	118	—	—	—	—	—	1	2	7	14	23	38	26	7
Malignant neoplasms of respiratory system	14	—	—	—	—	—	—	—	—	5	1	5	2	1
Malignant neoplasms of lymphatic and haematopoietic tissues	9	—	—	—	—	—	1	—	1	2	2	2	1	—
Other malignant neoplasms	95	—	—	—	—	—	—	2	—	—	20	31	23	6
Benign and unspecified neoplasms	2	—	—	—	1	—	—	—	—	—	—	—	—	1
Diabetes mellitus	7	—	—	—	—	—	—	—	—	—	2	4	1	—
Anaemias	1	—	—	—	—	—	—	—	—	—	1	—	—	—
Other general diseases	3	—	—	—	—	—	—	—	—	—	1	1	1	—
Vascular lesions affecting central nervous system	139	—	—	—	—	—	—	1	4	11	11	30	61	21
Non-meningococcal meningitis	—	—	—	—	—	—	—	—	—	—	—	—	—	—
Other diseases of nervous system	10	—	—	—	—	—	—	—	1	—	1	4	3	1
Rheumatic fever	—	—	—	—	—	—	—	—	—	—	—	—	—	—
Chronic rheumatic heart disease	12	—	—	—	—	—	—	1	1	4	2	2	2	—
Arteriosclerotic heart disease, including coronary disease	132	—	—	—	—	—	—	—	1	6	27	37	48	13
Degenerative heart disease	37	—	—	—	—	—	—	—	1	—	2	5	14	15
Other diseases of heart	13	—	—	—	—	—	—	—	1	2	3	3	1	3
Hypertensive heart disease	9	—	—	—	—	—	—	—	—	—	—	4	3	2
Other hypertensive disease	1	—	—	—	—	—	—	—	—	—	—	1	—	—
Other circulatory disease	32	—	—	—	—	—	1	—	—	—	4	4	11	12
Influenza	1	—	—	—	—	—	—	—	—	—	—	—	—	1
Pneumonia (except of newborn)	21	—	1	—	—	—	—	—	—	—	1	4	9	6
Bronchitis	6	—	—	—	—	—	—	1	—	—	1	—	4	—
Other respiratory diseases	—	—	—	—	—	—	—	—	—	—	—	—	—	—
Ulcer of stomach and duodenum	4	—	—	—	—	—	—	—	—	1	1	2	—	—
Appendicitis	—	—	—	—	—	—	—	—	—	—	—	—	—	—
Intestinal obstruction and hernia	3	—	—	—	—	—	—	—	—	1	—	—	1	1
Gastritis duodenitis enteritis and colitis (except diarrhoea of newborn)	2	—	—	—	—	—	—	—	—	—	—	1	1	—
Cirrhosis of liver	2	—	—	—	—	—	—	—	—	—	1	1	—	—
Other diseases of liver	4	—	—	—	—	—	—	—	—	—	—	1	2	1
Other digestive diseases	3	—	—	—	—	—	—	—	—	1	—	1	1	—
Nephritis and nephrosis	1	—	—	—	—	—	—	—	—	—	—	—	1	—
Hyperplasia of prostate	—	—	—	—	—	—	—	—	—	—	—	—	—	—
Infections of kidney	9	—	—	—	—	—	—	—	—	—	3	3	2	1
Other diseases of genito-urinary system	2	—	—	—	—	—	—	—	—	1	—	1	—	—
Deliveries and complications of pregnancy childbirth and the puerperium	—	—	—	—	—	—	—	—	—	—	—	—	—	—
Diseases of skin and organs of locomotion	7	—	—	1	—	—	—	—	—	—	1	4	1	—
Congenital malformations of nervous system and sense organs	—	—	—	—	—	—	—	—	—	—	—	—	—	—
Congenital malformations of circulatory system	3	1	—	1	—	—	—	—	—	—	1	—	—	—
Other congenital malformations	—	—	—	—	—	—	—	—	—	—	—	—	—	—
Birth injuries postnatal asphyxia and atelectasis	6	6	—	—	—	—	—	—	—	—	—	—	—	—
Infections of the newborn	1	1	—	—	—	—	—	—	—	—	—	—	—	—
Other diseases peculiar to early infancy and immaturity unqualified	3	3	—	—	—	—	—	—	—	—	—	—	—	—
Senility without mention of psychosis	1	—	—	—	—	—	—	—	—	—	—	—	—	1
Ill-defined and unknown causes	—	—	—	—	—	—	—	—	—	—	—	—	—	—
Motor vehicle accidents	4	—	—	—	—	—	—	2	—	—	2	—	—	—
Other road vehicle accidents	—	—	—	—	—	—	—	—	—	—	—	—	—	—
Accidents in the home	11	—	1	—	—	—	—	—	1	2	—	2	1	4
Other violence (BE 50)	5	—	1	1	—	—	—	—	—	1	—	—	1	1
Suicide and self-inflicted injury	3	—	—	—	—	—	—	—	3	—	—	—	—	—

*Including typhoid fever, scarlet fever and streptococcal sore throat, diphtheria and acute infectious encephalitis.

STATEMENT OF CAUSES OF DEATH (corrected for transfers)
For Year 1968. Compiled from figures supplied by the Registrar General

All causes—both sexes	1383	41	14	7	1	1	16	18	31	113	239	379	357	166
	All	Under		1	5	10	15	25	35	45	55	65	75	85
	Ages	4 wks	4 wks	to	to	to	to	to	to	to	to	to	to	and
				4	9	14	24	34	44	54	64	74	84	over
Male—All Causes	735	25	9	5	1	—	14	13	21	77	157	212	152	49
Enteritis and other diarrhoeal diseases	2	—	1	—	—	—	—	—	—	—	—	—	—	1
Tuberculosis of respiratory system	2	—	—	—	—	—	—	—	—	1	—	1	—	—
Other tuberculosis including late effects	1	—	—	—	—	—	—	—	—	—	—	1	—	—
Whooping Cough	—	—	—	—	—	—	—	—	—	—	—	—	—	—
Menigococcal infection	—	—	—	—	—	—	—	—	—	—	—	—	—	—
Acute poliomyelitis	—	—	—	—	—	—	—	—	—	—	—	—	—	—
Measles	—	—	—	—	—	—	—	—	—	—	—	—	—	—
Syphilis and its sequelae	—	—	—	—	—	—	—	—	—	—	—	—	—	—
Other infective and parasitic diseases (B1, 3, 7, 8, 10, 13, 15, 16)*	2	—	—	—	—	—	—	—	—	—	1	—	1	—
Malignant neoplasms—Total	160	—	—	—	—	—	—	6	3	19	48	48	27	9
Malignant neoplasm of stomach	22	—	—	—	—	—	—	—	—	3	6	7	4	2
Malignant neoplasm of trachea bronchus and lung	66	—	—	—	—	—	—	—	—	11	27	19	9	—
Malignant neoplasm of breast	—	—	—	—	—	—	—	—	—	—	—	—	—	—
Malignant neoplasm of cervixuteri	—	—	—	—	—	—	—	—	—	—	—	—	—	—
Malignant neoplasm of lymphatic and haematopoietic tissue	15	—	—	—	—	—	—	3	—	1	3	2	6	—
Other malignant neoplasms	57	—	—	—	—	—	—	3	3	4	12	20	8	7
Benign and unspecified neoplasms	—	—	—	—	—	—	—	—	—	—	—	—	—	—
Diabetes mellitus	7	—	—	—	—	—	—	—	—	—	2	4	1	—
Avitaminoses and other nutritional deficiency	—	—	—	—	—	—	—	—	—	—	—	—	—	—
Anaemias	—	—	—	—	—	—	—	—	—	—	—	—	—	—
Other general diseases	—	—	—	—	—	—	—	—	—	—	—	—	—	—
Meningitis	—	—	—	—	—	—	—	—	—	—	—	—	—	—
Other diseases of nervous system	5	—	—	—	—	—	—	—	—	2	2	1	—	—
Acitive rheumatic fever	—	—	—	—	—	—	—	—	—	—	—	—	—	—
Chronic rheumatic heart disease	8	—	—	—	—	—	—	—	1	2	4	1	—	—
Hypertensive disease	15	—	—	—	—	—	—	—	—	1	4	4	5	1
Ischaemic heart disease	222	—	—	—	—	—	—	—	8	33	54	71	43	13
Other forms of heart disease	19	—	—	—	—	—	—	—	2	1	3	2	7	4
Cerebrovascular disease	75	—	—	—	—	—	—	—	1	3	11	21	27	12
Other circulatory disease	19	—	—	—	—	—	—	—	—	—	2	8	8	1
Influenza	3	—	—	—	—	—	—	—	—	—	1	1	—	1
Pneumonia	29	1	2	—	—	—	—	1	—	—	4	10	8	3
Bronchitis emphysema and asthma	44	—	—	—	—	—	1	—	—	—	6	25	12	—
Other respiratory diseases	7	—	1	1	—	—	—	—	2	—	1	—	2	—
Peptic ulcer	6	—	—	—	—	—	—	—	—	—	1	3	1	1
Appendicitis	2	—	—	—	—	—	1	—	—	—	1	—	—	—
Intestinal obstruction and hernia	2	—	—	—	—	—	—	—	—	—	—	1	—	1
Cirrhosis of liver	7	—	—	—	—	—	—	—	—	5	—	2	—	—
Other digestive diseases	5	—	—	—	—	—	—	—	—	—	2	2	1	—
Nephritis and nephrosis	1	—	—	—	—	—	—	1	—	—	—	—	—	—
Hyperplasia of prostate	4	—	—	—	—	—	—	—	—	—	—	1	2	1
Infections of kidney	1	—	—	—	—	—	—	—	—	—	—	—	1	—
Other diseases of genito-urinary system	2	—	—	—	—	—	—	—	—	—	1	—	1	—
Abortion	—	—	—	—	—	—	—	—	—	—	—	—	—	—
Other complications of pregnancy childbirth and the puerperium	—	—	—	—	—	—	—	—	—	—	—	—	—	—
Diseases of skin musculoskeletal system etc.	2	—	—	1	—	—	—	—	—	—	—	1	—	—
Congenital anomalies of nervous system	2	—	—	1	—	—	—	—	—	1	—	—	—	—
Congenital anomalies of circulatory system	6	2	3	—	—	—	—	—	—	—	1	—	—	—
Other congenital anomalies	5	3	—	2	—	—	—	—	—	—	—	—	—	—
Birth injury difficult labour and other anoxic and hypoxic conditions	13	13	—	—	—	—	—	—	—	—	—	—	—	—
Other causes of perinatal mortality	6	6	—	—	—	—	—	—	—	—	—	—	—	—
Senility without mention of psychosis	—	—	—	—	—	—	—	—	—	—	—	—	—	—
Ill-defined and unknown causes	2	—	1	—	—	—	—	—	—	—	—	—	—	1
Motor vehicle accidents	15	—	—	—	—	—	4	2	1	3	2	2	1	—
Other road vehicle accidents	—	—	—	—	—	—	—	—	—	—	—	—	—	—
Accidents in the home (part BE 50)	7	—	—	—	—	—	—	1	—	1	1	2	2	—
Other violence (part BE 50)	15	—	1	—	1	—	5	2	2	2	2	—	—	—
Suicide and self-inflicted injury	12	—	—	—	—	—	3	—	1	3	3	—	2	—

*Including typhoid fever, scarlet fever and streptococcal sore throat, diphtheria and acute infectious encephalitis.

STATEMENT OF CAUSES OF DEATH (corrected for transfers)
For Year 1968. Compiled from figures supplied by the Registrar General

All causes—both sexes	1383	41	14	7	1	1	16	18	31	113	239	379	357	166
	All Ages	Under 4 wks	4 wks	1 to 4	5 to 9	10 to 14	15 to 24	25 to 34	35 to 44	45 to 54	55 to 64	65 to 74	75 to 84	85 and over
Female—All Causes	648	16	5	2	—	1	2	5	10	36	82	167	205	117
Enteritis and other diarrhoeal diseases	—	—	—	—	—	—	—	—	—	—	—	—	—	—
Tuberculosis of respiratory system	3	—	—	—	—	—	—	—	—	—	—	2	1	—
Other tuberculosis including late effects	1	—	—	—	—	—	—	—	—	1	—	—	—	—
Whooping Cough	—	—	—	—	—	—	—	—	—	—	—	—	—	—
Menigococcal infection	—	—	—	—	—	—	—	—	—	—	—	—	—	—
Acute poliomyelitis	—	—	—	—	—	—	—	—	—	—	—	—	—	—
Measles	—	—	—	—	—	—	—	—	—	—	—	—	—	—
Syphilis and its sequelae	—	—	—	—	—	—	—	—	—	—	—	—	—	—
Other infective and parasitic diseases (B1, 3, 7, 8, 10, 13, 15, 16)*	1	—	—	—	—	—	—	—	—	—	1	—	—	—
Malignant neoplasms—Total	125	—	—	—	—	—	—	—	3	20	28	42	28	4
Malignant neoplasm of stomach	21	—	—	—	—	—	—	—	—	1	3	6	11	—
Malignant neoplasm of trachea bronchus and lung	11	—	—	—	—	—	—	—	—	3	4	2	1	1
Malignant neoplasm of breast	18	—	—	—	—	—	—	—	1	8	4	5	—	—
Malignant neoplasm of cervixuteri	5	—	—	—	—	—	—	—	—	—	2	3	—	—
Malignant neoplasm of lymphatic and haematopoietic tissue	6	—	—	—	—	—	—	—	—	1	3	2	—	—
Other malignant neoplasms	64	—	—	—	—	—	—	—	2	7	12	24	16	3
Benign and unspecified neoplasms	2	—	—	—	—	1	—	1	—	—	—	—	—	—
Diabetes mellitus	9	—	—	—	—	—	—	—	—	—	3	3	3	—
Avitaminoses and other nutritional deficiency	—	—	—	—	—	—	—	—	—	—	—	—	—	—
Anaemias	6	—	—	—	—	—	—	—	—	1	—	1	2	2
Other general diseases	4	—	—	—	—	—	—	—	—	2	—	—	2	—
Meningitis	—	—	—	—	—	—	—	—	—	—	—	—	—	—
Other diseases of nervous system	12	—	—	—	—	—	—	—	1	—	3	2	4	2
Active rheumatic fever	—	—	—	—	—	—	—	—	—	—	—	—	—	—
Chronic rheumatic heart disease	12	—	—	—	—	—	—	—	—	4	3	4	1	—
Hypertensive disease	4	—	—	—	—	—	—	—	—	—	—	2	2	—
Ischaemic heart disease	154	—	—	—	—	—	—	1	—	3	23	47	46	34
Other forms of heart disease	27	—	—	—	—	—	—	—	—	—	1	5	17	4
Cerebrovascular disease	127	—	—	—	—	—	—	1	—	3	8	28	50	37
Other circulatory disease	40	—	—	—	—	—	—	—	1	—	2	9	11	17
Influenza	5	—	—	—	—	—	—	—	—	—	—	3	2	—
Pneumonia	23	—	1	1	—	—	—	—	—	—	1	4	9	7
Bronchitis emphysema and asthma	10	—	—	—	—	—	—	1	—	—	3	5	—	1
Other respiratory diseases	9	1	3	—	—	—	—	—	—	—	—	1	3	1
Peptic ulcer	5	—	—	—	—	—	—	—	—	—	2	—	2	1
Appendicitis	—	—	—	—	—	—	—	—	—	—	—	—	—	—
Intestinal obstruction and hernia	5	—	—	—	—	—	—	—	—	—	—	—	3	2
Cirrhosis of liver	3	—	—	—	—	—	—	—	—	—	1	1	1	—
Other digestive diseases	10	—	—	—	—	—	—	—	—	—	1	2	3	4
Nephritis and nephrosis	2	—	—	—	—	—	—	—	—	1	1	—	—	—
Hyperplasia of prostate	—	—	—	—	—	—	—	—	—	—	—	—	—	—
Infections of kidney	6	—	—	—	—	—	—	—	—	1	1	1	3	—
Other diseases of genito-urinary system	1	—	—	—	—	—	—	—	—	—	—	1	—	—
Abortion	—	—	—	—	—	—	—	—	—	—	—	—	—	—
Other complications of pregnancy childbirth and the puerperium	—	—	—	—	—	—	—	—	—	—	—	—	—	—
Diseases of skin musculoskeletal system etc.	5	—	—	—	—	—	—	—	1	—	—	1	3	—
Congenital anomalies of nervous system	1	1	—	—	—	—	—	—	—	—	—	—	—	—
Congenital anomalies of circulatory system	1	—	1	—	—	—	—	—	—	—	—	—	—	—
Other congenital anomalies	3	3	—	—	—	—	—	—	—	—	—	—	—	—
Birth injury difficult labour and other anoxic and hypoxic conditions	7	7	—	—	—	—	—	—	—	—	—	—	—	—
Other causes of perinatal mortality	4	4	—	—	—	—	—	—	—	—	—	—	—	—
Senility without mention of psychosis	—	—	—	—	—	—	—	—	—	—	—	—	—	—
Ill-defined and unknown causes	—	—	—	—	—	—	—	—	—	—	—	—	—	—
Motor vehicle accidents	3	—	—	—	—	—	1	—	1	—	—	—	—	1
Other road vehicle accidents	—	—	—	—	—	—	—	—	—	—	—	—	—	—
Accidents in the home (part BE 50)	9	—	—	—	—	—	1	—	1	—	—	2	4	1
Other violence (part BE 50)	5	—	—	1	—	—	—	—	—	—	—	—	4	—
Suicide and self-inflicted injury	4	—	—	—	—	—	—	1	2	—	—	1	—	—

*Including typhoid fever, scarlet fever and streptococcal sore throat, diphtheria and acute infectious encephalitis.

STATEMENT OF CAUSES OF DEATH (corrected for transfers)
For Year 1969. Compiled from figures supplied by the Registrar General

All causes—both sexes	1446	40	19	7	3	3	14	21	37	105	264	377	395	161
	All Ages	Under 4 wks	4 wks	1 to 4	5 to 9	10 to 14	15 to 24	25 to 34	35 to 44	45 to 54	55 to 64	65 to 74	75 to 84	85 and over
Male—All Causes	745	19	10	5	3	1	10	14	21	58	172	221	165	46
Enteritis and other diarrhoeal diseases	1	—	1	—	—	—	—	—	—	—	—	—	—	—
Tuberculosis of respiratory system	1	—	—	—	—	—	—	—	—	—	—	1	—	—
Other tuberculosis including late effect	—	—	—	—	—	—	—	—	—	—	—	—	—	—
Whooping Cough	—	—	—	—	—	—	—	—	—	—	—	—	—	—
Menigococcal infection	—	—	—	—	—	—	—	—	—	—	—	—	—	—
Acute poliomyelitis	—	—	—	—	—	—	—	—	—	—	—	—	—	—
Measles	—	—	—	—	—	—	—	—	—	—	—	—	—	—
Syphilis and its sequelae	—	—	—	—	—	—	—	—	—	—	—	—	—	—
Other infective and parasitic diseases (B1, 3, 7, 8, 10, 13, 15, 16)*	1	—	—	—	—	—	—	—	—	—	—	—	—	1
Malignant neoplasms—Total	176	—	—	1	1	—	—	4	5	20	54	51	35	5
Malignant neoplasm of stomach	21	—	—	—	—	—	—	—	—	3	8	5	5	—
Malignant neoplasm of trachea bronchus and lung	78	—	—	—	—	—	—	—	3	9	26	28	12	—
Malignant neoplasm of breast	—	—	—	—	—	—	—	—	—	—	—	—	—	—
Malignant neoplasm of cervixuteri	—	—	—	—	—	—	—	—	—	—	—	—	—	—
Malignant neoplasm of lymphatic and haematopoietic tissue	12	—	—	1	1	—	—	1	—	—	4	4	1	—
Other malignant neoplasms	65	—	—	—	—	—	—	3	2	8	16	14	17	5
Benign and unspecified neoplasms	—	—	—	—	—	—	—	—	—	—	—	—	—	—
Diabetes mellitus	2	—	—	—	—	—	—	—	—	—	—	1	1	—
Avitaminoses and other nutritional deficiency	—	—	—	—	—	—	—	—	—	—	—	—	—	—
Anaemias	1	—	—	—	—	—	—	—	—	—	—	—	1	—
Other general diseases	1	—	—	—	—	—	—	—	—	—	—	1	—	—
Meningitis	3	—	1	—	—	—	—	—	—	—	2	—	—	—
Other diseases of nervous system	7	—	—	—	—	—	—	1	1	2	—	—	1	2
Acitive rheumatic fever	—	—	—	—	—	—	—	—	—	—	—	—	—	—
Chronic rheumatic heart disease	9	—	—	—	—	—	—	—	—	3	3	3	—	—
Hypertensive disease	9	—	—	—	—	—	—	—	—	1	1	5	1	1
Ischaemic heart disease	223	—	—	—	—	—	—	—	6	22	64	76	45	10
Other forms of heart disease	23	—	—	—	—	—	—	—	—	2	1	6	11	3
Cerebrovascular disease	78	—	—	—	—	—	—	—	2	3	14	28	24	7
Other circulatory disease	40	—	—	—	—	—	—	—	—	—	9	8	15	8
Influenza	—	—	—	—	—	—	—	—	—	—	—	—	—	—
Pneumonia	28	1	5	—	—	—	1	—	1	—	2	7	7	4
Bronchitis emphysema and asthma	45	—	—	—	—	—	—	—	1	4	10	21	8	1
Other respiratory diseases	9	—	2	—	—	1	—	—	—	—	1	3	1	1
Peptic ulcer	7	—	1	—	—	—	—	—	—	—	1	1	4	—
Appendicitis	—	—	—	—	—	—	—	—	—	—	—	—	—	—
Intestinal obstruction and hernia	3	1	—	—	—	—	—	—	—	—	—	—	2	—
Cirrhosis of liver	6	—	—	—	—	—	—	1	—	1	1	3	—	—
Other digestive diseases	4	—	—	—	—	—	—	2	—	—	1	—	1	—
Nephritis and nephrosis	3	—	—	—	—	—	—	1	—	—	1	—	—	1
Hyperplasia of prostate	2	—	—	—	—	—	—	—	—	—	—	—	2	—
Infections of kidney	3	—	—	—	—	—	—	—	1	—	1	—	1	—
Other diseases of genito-urinary system	2	1	—	—	—	—	—	—	—	—	—	—	1	—
Abortion	—	—	—	—	—	—	—	—	—	—	—	—	—	—
Other complications of pregnancy childbirth and the puerperium	—	—	—	—	—	—	—	—	—	—	—	—	—	—
Diseases of skin musculoskeletal system etc.	4	—	—	1	—	—	—	—	—	—	—	3	—	—
Congenital anomalies of nervous system	—	—	—	—	—	—	—	—	—	—	—	—	—	—
Congenital anomalies of circulatory system	1	1	—	—	—	—	—	—	—	—	—	—	—	—
Other congenital anomalies	1	1	—	—	—	—	—	—	—	—	—	—	—	—
Birth injury difficult labour and other anoxic and hypoxic conditions	7	7	—	—	—	—	—	—	—	—	—	—	—	—
Other causes of perinatal mortality	7	7	—	—	—	—	—	—	—	—	—	—	—	—
Senility without mention of psychosis	1	—	—	—	—	—	—	—	—	—	—	—	—	1
Ill-defined and unknown causes	—	—	—	—	—	—	—	—	—	—	—	—	—	—
Motor vehicle accidents	14	—	—	1	2	—	3	5	1	—	1	1	—	—
Other road vehicle accidents	—	—	—	—	—	—	—	—	—	—	—	—	—	—
Accidents in the home (part BE 50)	4	1	—	—	—	—	—	—	—	—	2	—	1	—
Other violence (part BE 50)	16	—	—	1	—	—	5	—	3	1	1	2	1	2
Suicide and self-inflicted injury	3	—	—	—	—	—	1	1	—	—	—	—	1	—

*Including typhoid fever, scarlet fever and streptococcal sore throat, diphtheria and acute infectious encephalitis.

STATEMENT OF CAUSES OF DEATH (corrected for transfers)
For Year 1969. Compiled from figures supplied by the Registrar General

All causes—both sexes	1446	40	19	7	3	3	14	21	37	105	264	377	395	161
	All Ages	Under 4 wks	4 wks	1 to 4	5 to 9	10 to 14	15 to 24	25 to 34	35 to 44	45 to 54	55 to 64	65 to 74	75 to 84	85 and over
Female—All Causes	701	22	9	2	—	2	4	7	16	47	92	156	229	115
Enteritis and other diarrhoeal diseases	2	—	1	—	—	—	—	—	—	—	—	—	1	—
Tuberculosis of respiratory system	1	—	—	—	—	—	—	—	—	—	—	—	1	—
Other tuberculosis including late effect	—	—	—	—	—	—	—	—	—	—	—	—	—	—
Whooping Cough	—	—	—	—	—	—	—	—	—	—	—	—	—	—
Menigococcal infection	—	—	—	—	—	—	—	—	—	—	—	—	—	—
Acute poliomyelitis	—	—	—	—	—	—	—	—	—	—	—	—	—	—
Measles	—	—	—	—	—	—	—	—	—	—	—	—	—	—
Syphilis and its sequelae	—	—	—	—	—	—	—	—	—	—	—	—	—	—
Other infective and parasitic diseases (B1, 3, 7, 8, 10, 13, 15, 16)*	2	—	—	—	—	—	—	—	—	—	—	1	1	—
Malignant neoplasms—Total	144	—	—	—	—	—	2	1	8	20	39	36	27	11
Malignant neoplasm of stomach	19	—	—	—	—	—	—	—	—	2	3	7	4	3
Malignant neoplasm of trachea bronchus and lung	14	—	—	—	—	—	—	—	—	4	3	6	—	1
Malignant neoplasm of breast	25	—	—	—	—	—	—	1	4	6	7	3	1	3
Malignant neoplasm of cervixuteri	5	—	—	—	—	—	—	—	1	2	1	1	—	—
Malignant neoplasm of lymphatic and haematopoietic tissue	8	—	—	—	—	—	—	—	—	—	2	3	2	1
Other malignant neoplasms	73	—	—	—	—	—	2	—	3	6	23	16	20	3
Benign and unspecified neoplasms	1	—	—	—	—	—	—	—	—	—	1	—	—	—
Diabetes mellitus	6	—	—	—	—	—	—	—	—	1	1	3	1	—
Avitaminoses and other nutritional deficiency	—	—	—	—	—	—	—	—	—	—	—	—	—	—
Anaemias	4	—	—	—	—	—	—	—	—	—	—	—	2	2
Other general diseases	1	1	—	—	—	—	—	—	—	—	—	—	—	—
Meningitis	—	—	—	—	—	—	—	—	—	—	—	—	—	—
Other diseases of nervous system	6	—	—	1	—	—	—	—	—	1	—	—	3	1
Acitive rheumatic fever	—	—	—	—	—	—	—	—	—	—	—	—	—	—
Chronic rheumatic heart disease	7	—	—	—	—	—	—	—	—	1	3	1	2	—
Hypertensive disease	4	—	—	—	—	—	—	—	—	—	1	1	2	—
Ischaemic heart disease	164	—	—	—	—	—	—	—	1	5	22	51	61	24
Other forms of heart disease	23	—	—	—	—	—	—	1	—	—	—	3	9	10
Cerebrovascular disease	148	—	—	—	—	1	—	2	3	6	10	34	58	34
Other circulatory disease	50	—	—	—	—	—	—	—	1	1	3	7	23	15
Influenza	1	—	—	—	—	—	—	—	—	—	—	1	—	—
Pneumonia	37	1	4	1	—	—	—	1	—	1	1	3	14	11
Bronchitis emphysema and asthma	20	—	—	—	—	—	—	—	—	1	5	4	6	4
Other respiratory diseases	4	—	—	—	—	—	—	—	—	1	—	2	—	1
Peptic ulcer	—	—	—	—	—	—	—	—	—	—	—	—	—	—
Appendicitis	—	—	—	—	—	—	—	—	—	—	—	—	—	—
Intestinal obstruction and hernia	1	—	—	—	—	—	—	—	—	—	—	—	1	—
Cirrhosis of liver	3	—	—	—	—	—	—	—	—	1	2	—	—	—
Other digestive diseases	10	—	—	—	—	—	—	—	—	1	1	4	4	—
Nephritis and nephrosis	6	—	—	—	—	1	—	—	1	1	1	—	2	—
Hyperplasia of prostate	—	—	—	—	—	—	—	—	—	—	—	—	—	—
Infections of kidney	6	—	—	—	—	—	—	—	—	—	—	2	4	—
Other diseases of genito-urinary system	—	—	—	—	—	—	—	—	—	—	—	—	—	—
Abortion	—	—	—	—	—	—	—	—	—	—	—	—	—	—
Other complications of pregnancy childbirth and the puerperium	—	—	—	—	—	—	—	—	—	—	—	—	—	—
Diseases of skin musculoskeletal system etc.	5	—	—	—	—	—	—	1	—	1	—	1	2	—
Congenital anomalies of nervous system	4	4	—	—	—	—	—	—	—	—	—	—	—	—
Congenital anomalies of circulatory system	2	1	—	—	—	—	—	—	—	—	1	—	—	—
Other congenital anomalies	2	2	—	—	—	—	—	—	—	—	—	—	—	—
Birth injury difficult labour and other anoxic and hypoxic conditions	7	7	—	—	—	—	—	—	—	—	—	—	—	—
Other causes of perinatal mortality	6	6	—	—	—	—	—	—	—	—	—	—	—	—
Senility without mention of psychosis	1	—	—	—	—	—	—	—	—	—	—	—	1	—
Ill-defined and unknown causes	—	—	—	—	—	—	—	—	—	—	—	—	—	—
Motor vehicle accidents	3	—	—	—	—	—	2	—	—	1	—	—	—	—
Other road vehicle accidents	—	—	—	—	—	—	—	—	—	—	—	—	—	—
Accidents in the home (part BE 50)	11	—	3	—	—	—	—	—	1	1	—	2	3	1
Other violence (part BE 50)	6	—	—	—	—	—	—	—	1	2	—	—	2	1
Suicide and self-inflicted injury	3	—	—	—	—	—	—	1	—	1	1	—	—	—

*Including typhoid fever, scarlet fever and streptococcal sore throat, diphtheria and acute infectious encephalitis.

RELAXATION THERAPY

Clinic	No. of patients referred	No. of patients attended	No. of attendances	No. completed course	No. under treatment at end of year	Home confinements	Hospital and nursing home confinements	Relaxation only	Mothercraft and relaxation
Kirkintilloch	80 72 74	74 65 67	374 311 327	61 51 56	5 5 5	2 2 2	72 63 65	5 4 4	69 61 63
Cumbernauld	89 82 151	75 82 124	341 382 460	68 77 102	7 5 7	2 5 7	73 77 117	9 14 26	66 68 98
Milngavie	25 21 21	25 21 21	121 116 99	25 21 20	— — 1	2 — —	23 21 21	16 9 10	9 12 11
Hillfoot	16 21 17	14 21 14	76 105 66	13 15 9	— — —	— 1 1	14 20 13	8 16 8	6 5 6
Goldenhill Burgh	150 63 25	106 40 17	476 180 81	78 25 12	12 — —	— — —	106 40 77	9 4 —	97 36 17
County	44 44 33	41 36 28	235 190 178	31 26 22	8 — —	— — —	41 36 28	7 4 2	34 32 26
Total	194 107 58	147 76 45	711 370 259	109 51 34	20 — —	— — —	147 76 45	16 8 2	131 68 43
Hartfield Burgh	139 99 131	91 72 76	509 418 411	72 59 60	5 3 3	1 1 1	90 71 75	24 20 20	67 51 56
County	6 5 7	5 5 5	31 28 19	4 2 2	— 2 —	— — —	5 5 5	2 — 3	3 5 2
Total	145 104 138	96 77 81	540 446 430	76 61 62	5 5 3	1 1 1	95 76 80	26 20 23	70 56 58
Alexandria	107 141 166	79 91 105	388 457 479	60 61 74	2 7 3	2 — —	77 91 105	25 13 16	52 77 89
Helensburgh	97 128 149	70 93 93	393 479 478	57 64 68	4 10 1	1 3 2	69 90 91	13 14 15	57 79 78
Grand Total	1092 676 774	823 526 550	4195 2666 2598	674 401 425	68 32 20	11 12 13	815 514 537	160 98 104	661 426 446

INOCULATIONS

PRIMARY VACCINATION AND IMMUNISATION—1967

Number who have completed a full course of primary vaccination or immunisation against

Year of Birth	Smallpox (a)			Diphtheria (b)	Tetanus (c)	Pertussis (d)	Diphtheria and Pertussis (e)	Diphtheria and Tetanus (f)	Pertussis Diphtheria and Tetanus (g)
	'Takes'	'No Takes'	'Not Examined'						
1967	52	5	—	—	3	—	—	16	1186
1966	555	16	—	—	—	—	—	4	1001
1965	384	54	—	—	1	—	—	3	95
1964	92	6	—	—	—	—	—	1	35
1963	40	3	—	—	—	—	—	—	21
1962	11	9	—	—	—	—	—	18	37
1961	1	2	—	—	—	—	—	148	22
1960 or earlier	34	2	—	—	26	—	—	58	110

Note There should only be one entry for each course of inoculation, e.g. a primary course (normally three injections) of combined inoculation against diphtheria and tetanus would be entered in column (f) and no entries in respect of that case would appear in column (b) or (c).

MAINTENANCE INOCULATIONS

Year of Birth	Smallpox			Diphtheria (b)	Tetanus (c)	Pertussis (d)	Diphtheria and Pertussis (e)	Diphtheria and Tetanus (f)	Pertussis Diphtheria and Tetanus (g)
	'Takes'	'No Takes'	'Not Examined'						
1967	—	—	—	—	—	—	—	—	15
1966	1	—	—	—	—	—	—	3	18
1965	—	1	—	—	—	—	—	8	55
1964	3	—	—	—	—	—	—	2	17
1963	7	—	—	—	—	—	—	10	20
1962	13	—	—	—	2	—	—	845+49	166
1961	6	—	—	—	—	—	—	1448+351	75
1960	7	—	—	—	—	—	—	251+28	31
1959	2	—	—	—	—	—	—	9+3	13
1958	4	—	—	—	—	—	—	4	8
1957 or earlier	194	6	2	—	5	—	—	19	42

MAINTENANCE VACCINATION
Return for period 1st January, 1968 to 31st December, 1968
Number receiving maintenance vaccinations

		Year of birth								Total
		1968	1967	1966	1965	1964	1963	1962	Pre 1962	
(a)	Quadruple (Dip., Pert, Tet. Polio.)	—	—	—	—	—	—	—	—	—
(b)	Combined Diphtheria Pertussis Tetanus	—	67	157	66	47	205	562	86	1190
Poliomyelitis	c1 Oral (Sabin)	—	—	—	—	—	—	—	—	1554
	c2 Parenteral (Salk) Not included in (a)	—	—	—	—	—	—	—	—	—
(d)	Smallpox	—	—	—	—	—	—	—	—	—
(e)	Combined Diphtheria Tetanus	9	7	23	23	99	997	975	204	2337
(f)	Diphtheria Not included in a, b, e	—	—	—	—	—	—	—	—	—
(g)	Combined Diphtheria Pertussis	—	—	—	—	—	—	—	—	—
(h)	Pertussis Not included in a, b, g	—	—	—	—	—	—	—	—	—
(i)	Tetanus Not included in a, b, e	—	1	4	12	12	10	30	229	298

PRIMARY VACCINATION OR IMMUNISATION
Return for period 1st January, 1968 to 31st December, 1968
Number completed full course

		Year of birth								Total
		1968	1967	1966	1965	1964	1963	1962	Pre 1962	
(a)	Quadruple (Dip., Pert, Tet. Polio.)	—	—	—	—	—	—	—	—	—
(b)	Combined Diphtheria Pertussis Tetanus	1279	1254	64	37	13	15	24	11	2697
Poliomyelitis	c1 Oral (Sabin)	1128	1479	147	40	19	22	24	51	2910
	c2 Parenteral (Salk) Not included in (a)	—	—	—	—	—	—	—	—	—
(d)	Smallpox	46	800	517	237	82	34	38	371	2125
(e)	Combined Diphtheria Tetanus	2	1	12	2	7	55	72	68	219
(f)	Diphtheria Not included in a, b, e	—	—	—	—	—	—	—	—	—
(g)	Combined Diphtheria Pertussis	—	—	—	—	—	—	—	—	—
(h)	Pertussis Not included in a, b, g	—	—	—	—	—	—	—	—	—
(j)	Tetanus Not included in a, b, e	2	—	—	2	1	3	3	301	312
(j)	Measles	5	236	124	191	215	187	529	178	1665

PRIMARY VACCINATION OR IMMUNISATION
Return for period 1st January, 1969 to 31st December, 1969
Number completed full course

		Year of birth								Total
		1969	1968	1967	1966	1965	1964	1963	Pre 1963	
(a)	Quadruple (Dip., Pert., Tet., Polio)	—	—	—	—	—	—	—	—	—
(b)	Combined Diphtheria Pertussis Tetanus	215	1120	63	18	27	25	1	7	1476
	c1 Oral (Sabin)	214	842	78	25	25	21	6	32	1243
Poliomyelitis	c2 Parenteral (Salk) Not included in (a)	—	—	—	—	—	—	—	—	—
(d)	Smallpox	43	526	657	132	54	41	23	98	1574
(e)	Combined Diphtheria Tetanus	—	19	2	1	—	24	91	29	166
(f)	Diphtheria Not included in a, b, e	—	—	—	—	—	—	—	—	—
(g)	Combined Diphtheria Pertussis	—	—	—	—	—	—	—	—	—
(h)	Pertussis Not included in a, b, g	—	—	—	—	—	—	—	—	—
(i)	Tetanus Not included in a, b, e	—	1	1	—	—	—	—	245	247
(j)	Measles	8	242	265	129	77	51	18	27	817

MAINTENANCE VACCINATION
Return for period 1st January, 1969 to 31st December, 1969
Number Receiving Maintenance Vaccinations

		Year of birth								Total
		1969	1968	1967	1966	1965	1964	1963	Pre 1963	
(a)	Quadruple (Dip., Pert., Tet. Polio.)	—	—	—	—	—	—	—	—	—
(b)	Combined Diphtheria Pertussis Tetanus	48	2	186	51	26	125	32	49	519
	c1 Oral (Sabin)	4	69	177	54	135	1005	278	215	1937
Poliomyelitis	c2 Parenteral (Salk) Not included in (a)	—	—	—	—	—	—	—	—	—
(d)	Smallpox	—	3	—	4	12	17	17	675	728
(e)	Combined Diphtheria Tetanus	26	5	41	21	105	1606	1843	243	3890
(f)	Diphtheria Not included in a, b, e	—	—	—	—	—	—	—	—	—
(g)	Combined Diphtheria Pertussis	—	—	—	—	—	—	—	—	—
(h)	Pertussis Not included in a, b, g	—	—	—	—	—	—	—	—	—
(i)	Tetanus Not included in a, b, e	1	—	1	13	14	11	6	238	284

TUBERCULOSIS—STATISTICAL RETURNS, 1967-68-69

PART I—RESPIRATORY TUBERCULOSIS

1.—Number of cases formally notified for the first time or regarded as notified

Age-Groups

	Under 1	1 and under 5	5 and under 15	15 and under 25	25 and under 35	35 and under 45	45 and under 55	55 and under 65	65 and upwards	Total
Males	—	2	2	3	5	8	5	4	4	33
	—	2	—	2	4	4	4	3	3	22
	—	—	2	7	2	6	3	3	4	27
Females	—	—	2	4	2	3	4	2	1	18
	—	2	1	2	—	3	—	—	1	9
	—	2	3	2	4	6	3	1	—	21
Total	—	2	4	7	7	11	9	6	5	51
	—	4	1	4	4	7	4	3	4	31
	—	2	5	9	6	12	6	4	4	48

II—Number of cases confirmed to be suffering from active respiratory tuberculosis

Age-Groups

	Under 1	1 and under 5	5 and under 15	15 and under 25	25 and under 35	35 and under 45	45 and under 55	55 and under 65	65 and upwards	Total
Males	—	2	2	3	5	8	5	3	4	32
	—	2	—	2	4	4	4	2	3	21
	—	—	2	7	2	6	3	3	4	27
Females	—	—	2	4	2	3	4	2	1	18
	—	2	1	2	—	3	—	—	1	9
	—	2	3	2	4	6	3	1	—	21
Total	—	2	4	7	7	11	9	5	5	50
	—	4	1	4	4	7	4	2	4	30
	—	2	5	9	6	12	6	4	4	48

III—Number of new cases on Table II admitted to Hospital for tuberculosis treatment for the first time

	Age-Groups			
	Under 15	15 and under 45	45 and over	Total
Males	2	14	9	25
	2	4	9	15
	2	9	9	20
Females	1	5	6	12
	—	5	1	6
	—	6	5	11
Total	3	19	15	37
	2	9	10	21
	2	15	14	31

HOSPITAL ADMISSIONS AND DISCHARGES (RESPIRATORY TUBERCULOSIS)

IV—Number of patients admitted to, discharged from or dying in Tuberculosis Hospitals, Sanatoria or wards in other Hospitals reserved for the treatment of the tuberculous

Age-Groups	Sex	In Hospital on January 1	Admitted during year	Discharged during year	Died in Hospital	In Hospital on December 31
Under 15	Males	1	2	3	—	—
		—	5	3	—	2
		2	2	4	—	—
	Females	—	1	1	—	—
		—	—	—	—	—
		—	—	—	—	—
15-44	Males	1	15	14	—	2
		2	10	10	—	2
		2	15	15	—	2
	Females	1	7	8	—	—
		—	10	7	—	3
		3	8	8	—	3
45 and over	Males	2	21	18	—	5
		5	25	25	2	3
		3	26	27	—	2
	Females	2	13	11	1	3
		3	6	9	—	—
		—	12	9	—	3
Total	7	59	54	1	10	
	10	56	54	2	10	
	10	63	63	—	10	

V—Number of patients dying from respiratory tuberculosis in Hospital accommodation other than that reserved for tuberculous patients

1967 - 1 1968 - NIL 1969 - NIL

WAITING LIST

VI—Number on Waiting List for Admission to Hospital at 31st December (Respiratory Tuberculosis)

NIL (all 3 yrs.)

PART II—NON-RESPIRATORY TUBERCULOSIS

VII—Number of cases formally notified for the first time or regarded as notified as suffering from non-respiratory tuberculosis

	Age-Groups									Total
	Under 1	1 and under 5	5 and under 15	15 and under 25	25 and under 35	35 and under 45	45 and under 55	55 and under 65	65 and up-wards	
Males	—	—	—	—	2	1	—	—	—	3
	—	—	—	—	—	2	—	—	—	2
	—	—	—	—	2	—	1	—	—	3
Females	—	—	—	—	—	1	—	—	—	1
	—	—	—	1	1	—	2	—	2	6
	—	—	—	3	—	3	—	—	—	6
Total	—	—	—	—	2	2	—	—	—	4
	—	—	—	1	1	2	2	—	2	8
	—	—	—	3	2	3	1	—	—	9

VIII—Number of cases confirmed to be suffering from active non-respiratory tuberculosis during the year
(excluding transfers in)

Form	Sex	Under 1	1 and under 5	5 and under 15	15 and under 25	25 and under 35	35 and under 45	45 and under 55	55 and under 65	65 and upwards	Total
1 Abdominal	M	—	—	—	—	—	—	—	—	—	—
	F	—	—	—	—	—	1	—	—	—	1
2 Meningeal	M	—	—	—	—	2	—	—	—	—	2
	F	—	—	—	—	—	—	—	—	—	—
3 Miliary Tuberculosis	M	—	—	—	—	—	—	—	—	—	—
	F	—	—	—	—	—	—	—	—	—	—
4 Bones and Joints	M	—	—	—	—	—	2	—	—	1	3
	F	—	—	—	—	—	—	—	—	—	—
5 Superficial Glands	M	—	—	—	—	—	1	—	—	—	1
	F	—	—	—	1	—	1	2	—	—	3
6 Genito-urinary Organs	M	—	—	—	1	1	—	—	—	—	2
	F	—	—	—	1	1	1	—	—	—	2
7 Other Organs	M	—	—	—	—	—	—	—	—	—	—
	F	—	—	—	—	—	—	—	—	—	—
Total		—	—	—	—	2	2	—	—	—	4
		—	—	—	1	1	2	2	—	2	8
		—	—	—	3	2	3	1	—	—	9

PART III—ANALYSIS OF TUBERCULOSIS DEATHS

IX—Number of persons who died from tuberculosis in the area during the year with the period elapsing between notification or intimation and death
(Persons dying in sanatoria, etc., are included in the figures)

	Respiratory		Non-Respiratory	
	M	F	M	F
Number of persons who died from tuberculosis of whom—				
Not notified or notified only at or after death	— 1 —	1 — —	— — —	— — —
Notified less than 1 month before death	— 1 —	— — —	— — —	— — —
Notified from 1 to 3 months before death	— — —	1 — —	— — —	— — —
Notified from 3 to 6 months before death	— — —	— — —	— — —	— — —
Notified from 6 to 12 months before death	— — —	— — —	— — —	— — —
Notified from 1 to 2 years before death	— — —	— — —	— — —	— — —
Notified over 2 years before death	— 1 —	— 1 —	— — —	— — —
Total	— 3 —	2 1 —	— — —	— — —

PART IV—THE TUBERCULOSIS REGISTER

X—Return of number of persons resident in the area at 31st December, 1965, who were known to be suffering from tuberculosis
(only cases in which a diagnosis of tuberculosis has been confirmed have been included. 4 Persons in sanatoria, etc., are also included)

Form	Sex	Under 1	1 and under 5	5 and under 15	15 and under 25	25 and under 35	35 and under 45	45 and under 55	55 and under 65	65 and up-wards	Total
1 Respiratory	M	—	3	21	41	123	141	108	91	63	591
		—	9	19	36	108	135	120	90	73	590
		—	2	19	35	100	126	114	89	76	561
	F	—	2	20	43	146	126	88	34	15	474
		—	3	19	35	133	134	95	35	14	468
		—	1	19	30	117	122	102	32	14	437
2 Non-Respiratory	M	—	—	2	11	14	15	14	6	3	65
		—	—	1	12	12	15	14	2	7	63
		—	—	—	10	12	13	14	7	8	64
	F	—	—	5	14	20	18	9	4	17	87
		—	—	3	13	19	17	16	3	17	88
		—	—	3	11	17	17	13	6	16	83

B.C.G. VACCINATION
Returns for 1967-1968 and 1969

	Tuberculin tested		Negative re-actors		Vaccinated	
	M	F	M	F	M	F
(1) Nurses	1	12	—	—	—	—
(2) Medical Students	—	—	—	—	—	—
(3) Contacts	33	19	32	19	32	19
	60	56	50	45	54	39
	34	32	33	29	32	32
(4) Special Groups not included in (1) to (3) above:—						
(a) School leavers	758	844	667	754	667	754
	417	419	366	382	366	382
	220	204	200	177	200	177
(b) New born babies	—	—	—	—	—	—
(c) Students	—	—	—	—	—	—
(5) Others	135	124	135	121	135	120
	140	137	140	135	135	133
	144	115	139	111	*170	*149

* Includes new born infants not tuberculin tested prior to vaccination.

I—MATERNITY AND CHILD WELFARE
BIRTHS AND CONFINEMENTS

A (1) Births

Number of births in the authority's area during year corrected for mother's residence

	Adjusted Live births (1)	Adjusted Still births (2)	Adjusted Total births (3)
(a) domiciliary	483	2	485
	423	3	426
	312	2	314
(b) hospital (including private maternity homes)	2538	41	2579
	2448	26	2474
	2747	35	2782
Total	3021	43	3064
	2871	29	2900
	3059	37	3096

(2) Premature Births

Number of premature births, i.e., where birth weight is 5 lb 8 oz or less (as adjusted by any notification of transfer in or out of the area)

Weight at Birth	Premature live births												Premature still births		
	Born in Hospital				Born at home or in a private maternity home										
					Nursed entirely at home or in a private maternity home				Transferred to hospital on or before 28th day						
	Total Births	Died			Total Births	Died			Total Births	Died				Born	
Within 24 hours of birth		In 1 and under 7 days	In 7 and under 28 days	Within 24 hours of birth		In 1 and under 7 days	In 7 and under 28 days	Within 24 hours of birth		In 1 and under 7 days	In 7 and under 28 days	In hospital	At home	In private maternity home	
2 lb 3 oz or less	2 3 —	1 3 —	1 — —	— — —	— — —	— — —	— — —	— — —	— — —	— — —	— — —	— — —	5 — —	— — —	— — —
Over 2 lb 3 oz up to and including 3 lb 4 oz	4 5 2	— 2 —	— — —	— — —	1 — —	1 — —	— — —	— — —	— — —	— — —	— — —	— — —	3 — —	— — —	— — —
Over 3 lb 4 oz up to and including 4 lb 6 oz	6 7 2	— — 7	— — —	— — —	— — —	— — —	— — —	— — —	— — —	— — —	— — —	— — —	2 — —	— — —	— — —
Over 4 lb 6 oz up to and including 4 lb 15 oz	13 13 6	— — 7	1 — —	1 — —	1 — 7	— — —	— — —	— — —	— — —	— — —	— — —	— — —	— — —	— — —	— — —
Over 4 lb 15 oz up to and including 5 lb 8 oz	21 22 26	— — —	— — —	1 — —	6 2 3	— — —	— — —	— — —	— — —	3 — —	— — —	— — —	2 — —	— — —	— — —
Total 1967	46	1	2	2	8	1	—	—	—	—	—	—	12	—	—
1968	50	5	—	2	2	—	—	—	—	3	—	—	—	—	—
1969	36	2	—	—	4	—	—	—	—	—	—	—	—	—	—

B The Work of the Domiciliary Midwife

Number of domiciliary confinements attended by midwives under NHS arrangements			Number of hospital (including private maternity home) booked cases where ante-natal care was carried out by the domiciliary midwife	Number of cases delivered in hospitals and other institutions and attended by domiciliary midwives on discharge
Doctor not booked (1)	Doctor booked (2)	Total (3)		
3	457	460	217	1063
6	396	402	754	180
7	277	284	345	310

Note: This table relates to women delivered, and not, in the case of multiple births, to infants

C Transport

	1967	1968	1969
Number of midwives who make all or nearly all their visits by car	32	33	23

II—CLINIC AND CHILD WELFARE SERVICES

A Ante-Natal and Post-Natal Clinics in Local Authority Premises

	Number of women who attended			Number of sessions held by				Total number of sessions
	During the year (1)	Included in column (1) who were new cases (2)	Included in column (1) who were hospital or private maternity home booked cases (3)	Medical Officer (4)	Midwife only (5)	GP (6)	Hospital medical staff (7)	
1 For ante-natal examination	1847 1 2372	890 803 1130	1631 705 —	— — —	— — —	— — —	— — 208	— — 208
2 For post-natal	126 128 56	3 128 49	94 122 —	— — —	— — —	— — —	— — 152	— — 152

	Number of women who attended during the year (1)	Number of attendances (2)
3 At mothercraft classes:—		
(a) hospital or private maternity home booked	— 1 —	— 4 —
(b) domiciliary booked	— — —	— — —
4 At relaxation classes:—		
(a) hospital or private maternity home booked	80 67 73	332 240 221
(b) domiciliary booked	5 7 11	28 30 46
5 At combined mothercraft and relaxation classes		
(a) hospital or private maternity home booked	294 335 373	1373 1767 1839
(b) domiciliary booked	4 4 —	26 27 —

B CHILD WELFARE CLINICS IN LOCAL AUTHORITY PREMISES—1967

Number of children who attended once or more often during 1967				Number of sessions held by:—				Total number of sessions in columns (5) to (8) (9)
Born in 1967 (1)	Born in 1966 (2)	Born 1963-65 (3)	Born 1962 (4)	Medical Officer (5)	Health Visitor (6)	G.P. (7)	Hospital Medical Staff (8)	
3139	2646	2065	1763	876	975	—	—	1851

B CHILD WELFARE CLINICS IN LOCAL AUTHORITY PREMISES—1968

Number of children who attended once or more often during 1968				Number of sessions held by:—				Total number of sessions in columns (5) to (8) (9)
Born in 1968 (1)	Born in 1967 (2)	Born 1964-66 (3)	Born in 1963 (4)	Medical Officer (5)	Health Visitor (6)	G.P. (7)	Hospital Medical Staff (8)	
3459	1998	1874	1539	1004	1125	—	—	2129

B CHILD WELFARE CLINICS IN LOCAL AUTHORITY PREMISES—1969

Number of children who attended once or more often during 1967				Number of sessions held by:—				Total number of sessions in columns (5) to (8) (9)
Born in 1967 (1)	Born in 1968 (2)	Born 1965-67 (3)	Born in 1964 (4)	Medical Officer (5)	Health Visitor (6)	G.P. (7)	Hospital Medical Staff (8)	
2594	2050	1435	738	848	931	—	—	1779

C Child Welfare

(1) Number of children referred to the family doctor, or for specialist treatment or advice as a result of a medical examination—

Born in 1967	28	Born in 1968	15	Born in 1969	31
1966	37	1967	63	1968	62
1962-65	42	1963-66	51	1964-67	74
Total	107	Total	129	Total	167

D Clinic Premises

	Purpose built (1)	Adapted (2)	Occupied on a sessional basis (3)	Total (4)
Number of premises in use at end of year	14	2	5	21
	14	2	5	21
	14	2	5	21

III—DAY AND RESIDENTIAL NURSERIES, DAILY MINDERS

A Day Nurseries (except those provided specifically for mentally handicapped children)

Number at end of year (1)	Number approved for training (2)	Average daily attendance during year (3)
1	—	39
1	—	35
7	—	38

B Residential Nurseries provided as part of the Authority's arrangements under Sections 22 and 27 of the National Health Service (Scotland) Act, 1947.—NIL

C Nurseries and Child Minders Regulation Act, 1948

	Premises registered at end of year		Child minders registered at end of year (3)
	Provided by commercial firms (1)	Other nurseries (2)	
1 Number	—	29	—
	—	40	—
	—	54	10
2 Number of places approved (cols (1) and (2) apply) and numbers of children minded (col (3) applies)	—	519	—
	—	790	—
	—	1062	22

IV SERVICES IN THE HOME

A Health and Tuberculosis visiting

(1) Number of home visits and cases

Visited by Health Visitors, i.e. Certificated Health Visitors and others doing health visiting work	Number of cases (1)	Number of visits (2)
1 Expectant Mothers	224 187 183	628 417 292
2 Children born in 1967	2972	14075
" " " 1968	3156	13997
" " " 1969	3203	13290
3 Children born in 1966	1128	9908
" " " 1967	1148	9657
" " " 1968	1230	8490
4 Children born in 1962-65	2058	11491
" " " 1963-66	1931	10178
" " " 1964-67	2057	9159
5 School children	294 179 186	666 404 527
6 (a) Persons aged 65 and over	181 235 317	1337 1571 1340
(b) Persons included above who were visited at the special request of a general practitioner or hospital	125 195 292	260 357 1253
7 (a) Mental Health: care and aftercare	113 102 221	1673 1787 1666
(b) Persons included above who were visited at the special request of a general practitioner or hospital	103 43 96	1199 338 1050
8 (a) Other hospital aftercare	8 9 57	76 26 240
(b) Persons included above who were visited at the special request of a general practitioner or hospital	14 17 24	98 80 88
9 Tuberculous households	91 67 139	230 229 240
10 Other infectious diseases	16 30 26	52 90 93
11 Other	1090 485 975	3869 1201 3118

(2) Attendances by Health and Tuberculosis Visitors at Local Health Authority Clinics, Hospital Units, School Health Service Clinics, etc.

(1) Total attendances by Health and Tuberculosis Visitors at—			
(a) Local Health Authority Clinics	1253	1591	1194
(b) Hospital Units, etc.	215	218	223
(c) School Health Service Clinics, etc.	131	129	87
(d) GP Surgeries	117	191	146
(e) Chest Clinics	47	44	11

B Home Nursing

	Number of cases (1)	Number of visits (2)
1 Total number of persons nursed during the year	1839 1880 2525	40711 42502 50423
2 Number aged under 5 at first visit in 1966	60 65 85	471 400 490
3 Number aged 65 or over at first visit in 1966	1112 1153 1483	26863 28659 32762

C Home Help Service

Home help to households for persons

	Aged 65 or over on first visit (1)	Aged under 65 on first visit				Total (6)
		Chronic sick (2)	Mentally disordered (3)	Maternity (4)	Others (5)	
Number of cases	466 498 599	53 54 56	2 2 2	179 170 111	101 91 99	801 815 867

V REGISTRATION OF NURSING HOMES UNDER THE NURSING HOMES REGISTRATION (SCOTLAND) ACT, 1938—NIL

VI RETURN OF STAFF IN POST AT 31st DECEMBER, 1966

A Health Visitors

	Whole-time (1)	Part-time (2)	Whole-time equivalent of whole-time plus part-time (3)	Number of staff with Health Visitor's Certificate (4)	Vacancies which would be filled immediately if staff were available (5)
Number of Superintendents and Assistant Superintendents	—	—	—	—	—
Tutors	—	—	—	—	—
Group Advisers	—	—	—	—	—
Health Visitors	28 32 *29	2 2 1	29 33 29.5	22 26 24	5 9 3

*including 4 trainees

B Home Nurses

1967—NIL 1968—NIL 1969—2 (*Part-time*)

C Midwives

	Whole-time	Part-time	Fee per case basis	Whole-time equivalent of whole-time plus part-time	Number of staff approved as teachers	Vacancies which would be filled immediately if staff were available
	(1)	(2)	(3)	(4)	(5)	(6)
Number of non-Medical and Assistant non-Medical Supervisors	—	—	—	—	—	—
Midwives	1	—	—	1	1	—
Total	1	—	—	1	1	—

D Combined Duties (Health Visiting, Midwifery and Home Nursing)

Staff employed	Whole-time	Part-time	Whole-time equivalent of whole-time plus part-time	Number of staff with Health Visitor's Certificate	Number of staff district trained	Vacancies which would be filled immediately if staff were available
	(1)	(2)	(3)	(4)	(5)	(6)
Superintending staff	2 2 2	—	2 2 2	2 2 2	2 2 2	— — —
Health visiting, midwifery and home nursing duties	6 3 3	1 1 —	0.33 3.5 3	2 1 2	— 4 3	— 1.5 —
Health visiting and midwifery duties	— — —	— — —	— — —	— — —	— — —	— — —
Health visiting and home nursing duties	— — 1	— — —	— — 1	— — 1	— — 1	— — —
Midwifery and home nursing duties	22 23 20	3 6 —	23.25 26 20	— — —	— 17 14	— — 1
Other groups—specify	— — —	— — —	— — —	— — —	— — —	— — —
Total	30 28 26	4 7 —	25.58 31.5 26	4 3 5	2 23 20	— 1.5 1

E Clinic and School Nurses and other Staff (excluding Staff employed in Nurseries)

	Whole-time	Part-time	Whole-time equivalent of whole-time plus part-time	Vacancies which would be filled immediately if staff were available
	(1)	(2)	(3)	(4)
Nurses employed solely at local health authority clinics	—	—	—	—
Nurses employed solely at school clinics	5	—	5	—
	5	1	5.5	—
Auxiliary staff (not clerical) <i>eg.</i> clinic assistants	2	—	2	—
	2	—	2	—
Total	7	—	7	—
	7	1	7.5	—

F Staff of Day and Residential Nurseries

Day Nurseries	Whole-time	Part-time	Whole-time equivalent of whole-time plus part-time	Vacancies which would be filled immediately if staff were available
	(1)	(2)	(3)	(4)
Registered nurses (RGN (or RSN) RSCN or RFN)	—	—	—	—
	1	—	1	—
State Enrolled Nurses	1	—	1	—
	—	—	—	—
Certificated Nursery Nurses	5	—	5	—
	5	—	5	1
	7	—	7	—
Nursery students in training	—	—	—	—
	—	—	—	—
Other staff, excluding domestics, <i>eg.</i> Playmistresses, Nursery Assistants, Helpers, etc	1	—	1	—
	1	—	1	—
	1	—	1	—
Total	7	—	7	—
	6	—	6	1
	9	—	9	—

G Home Helps

	Whole-time	Part-time	Whole-time equivalent of whole-time plus part-time	Vacancies which would be filled immediately if staff were available
	(1)	(2)	(3)	(4)
Organisers and assistant organisers	1 1 1	— — —	1 1 1	— — —
Home helps: male	— — —	— — —	— — —	— — —
female	3 1 1	238 241 242	93·3 126 124·11	— — 3
Night attendants: male	— — —	— — —	— — —	— — —
female	— — —	— — —	— — —	— — —
Total	4 2 2	238 241 242	94·3 127 125·11	— — 3

STATISTICS RELATIVE TO BLIND PERSONS

TABLE I—PERSONS REGISTERED FOR FIRST TIME DURING YEAR ENDED 31st DECEMBER, 1967
AGES AT TIME OF REGISTRATION AND PROBABLE YEAR OF ONSET OF BLINDNESS

Probable year of onset	Age or Registration													Totals		
	2	2-4	5-15	16-17	18-20	21-29	30-39	40-49	50-59	60-64	65-69	70-79	80-84		85-89	90 and over
Prior to 1963	M	—	—	—	—	—	—	—	—	—	—	—	1	—	—	2
	F	—	—	—	—	—	—	—	—	—	—	—	—	—	—	—
1963	M	—	—	—	—	—	—	—	—	—	—	—	—	—	—	—
	F	—	—	—	—	—	—	—	—	—	—	—	—	—	—	—
1964	M	—	—	—	—	—	—	—	—	—	—	—	—	—	—	—
	F	—	—	—	—	—	—	—	—	—	—	—	—	—	—	—
1965	M	—	1	—	—	—	—	—	—	—	—	—	—	—	—	2
	F	—	—	—	—	—	—	—	—	—	—	—	1	—	—	1
1966	M	—	—	—	—	—	—	—	—	—	—	—	—	—	—	—
	F	—	—	—	—	—	—	—	—	—	—	—	—	1	2	4
1967	M	—	—	—	—	—	—	—	—	—	—	—	—	—	—	—
	F	—	—	—	—	—	—	—	—	—	—	—	—	—	—	—
														Grand Total	14	

UNITED STATES GOVERNMENT PRINTING OFFICE: 1967 O 345-704

STATISTICS RELATIVE TO BLIND PERSONS

TABLE I—PERSONS REGISTERED FOR FIRST TIME DURING YEAR ENDED 31st DECEMBER, 1968
AGES AT TIME OF REGISTRATION AND PROBABLE YEAR OF ONSET OF BLINDNESS

Probable Year of onset	Age of Registration											Totals				
	Under 2	2-4	5-15	16-17	18-20	21-29	30-39	40-49	50-59	60-64	65-69		70-79	80-84	85-89	90 and over
Prior to 1964	M	—	—	—	—	—	—	—	—	1	1	1	—	—	3	
	F	—	—	1	—	—	—	—	—	—	3	—	1	—	5	
1964	M	—	—	—	—	—	—	—	—	—	—	—	—	—	—	
	F	—	—	—	—	—	—	—	—	—	—	—	—	—	—	
1965	M	—	—	—	—	—	—	—	—	—	—	—	—	—	—	
	F	—	—	—	—	—	—	—	—	—	—	—	—	—	—	
1966	M	—	1	—	—	—	—	—	—	—	1	—	—	—	2	
	F	—	—	—	—	—	—	—	—	—	3	—	—	—	3	
1967	M	—	—	—	—	—	—	1	—	1	—	—	—	—	2	
	F	—	—	—	1	—	—	—	—	—	1	1	—	—	3	
1968	M	—	—	—	—	—	—	—	—	—	—	—	1	—	1	
	F	—	1	—	—	—	—	—	—	—	2	—	1	—	3	
															Grand Total	22

TABLE I—PERSONS REGISTERED FOR FIRST TIME DURING YEAR ENDED 31st DECEMBER, 1969
AGES AT TIME OF REGISTRATION AND PROBABLE YEAR OF ONSET OF BLINDNESS

1969

Probable year of onset	Age of Registration												Totals			
	Under 2	2-4	5-15	16-17	18-20	21-29	30-39	40-49	50-59	60-64	65-69	70-79		80-84	85-89	90 and over
Prior to 1965	M	—	—	—	1	—	—	—	—	—	1	—	—	—	—	2
	F	—	—	1	—	—	—	—	1	—	1	1	—	—	—	4
1965	M	—	—	—	—	—	—	—	—	—	—	—	—	—	—	—
	F	—	—	—	—	—	—	—	—	—	—	—	—	—	—	—
1966	M	—	—	—	—	—	—	—	—	—	—	—	—	1	1	2
	F	—	—	—	—	—	—	—	1	—	—	—	—	1	1	3
1967	M	—	—	—	—	—	—	—	—	—	—	—	—	—	—	1
	F	—	1	—	—	—	—	—	—	—	—	1	1	—	—	3
1968	M	—	—	—	—	—	—	—	—	—	—	—	—	—	—	1
	F	—	—	—	—	—	—	—	1	—	—	—	—	—	—	3
1969	M	—	—	—	—	—	—	—	—	—	—	—	—	—	—	2
	F	—	—	—	—	—	—	—	—	—	—	—	2	—	—	2
Grand Total															23	

TABLE II—PERSONS REGISTERED FOR FIRST TIME DURING YEAR ENDED 31st DECEMBER, 1967-68-69
CERTIFICATION OF BLINDNESS

Certified by	Persons registered with medical examination			Total
	Ophthalmic surgeons attached to clinics	Other ophthalmic surgeons	Medical practitioners other than ophthalmic surgeons	
	14	—	—	14
	21	1	—	22
	23	—	—	23

TABLE III—NUMBERS ACCORDING TO DIFFERENT AGE GROUPS OF ALL BLIND PERSONS ON THE REGISTER

	Age Group													Grand Total		
	Under 2	2-4	5-15	16-17	18-20	21-29	30-39	40-49	50-59	60-64	65-69	70-79	80-84		85-89	90 and over
M 1967	—	2	4	—	1	2	3	5	5	8	10	15	4	6	3	68
F 1967	—	—	7	2	1	2	3	3	9	2	15	24	7	9	6	90
M 1968	—	3	4	—	1	2	1	5	6	9	7	15	2	3	3	61
F 1968	—	—	7	1	4	2	3	3	8	3	10	31	11	6	10	99
M 1969	—	2	5	—	2	1	1	3	7	5	9	17	2	2	3	59
F 1969	—	1	5	3	4	3	3	3	9	6	5	36	8	8	7	101

Note: The grand total of Table V should equal the total of the age groups 16-17 onwards on Table III.

TABLE IV—CLASSIFICATION OF BLIND CHILDREN OF SCHOOL AGE (2 TO 15 YEARS INCLUSIVE)

		At school				Totals
		Voluntary school	Education Authority school	Not at school		
1967	Normal	M 2	1	1	4	7
		F 3	—	—	3	
						Grand Total
1968	Normal	M 2	—	1	3	6
		F 3	—	—	3	
						Grand Total
1969	Normal	M 2	2	—	4	7
		F 1	1	1	3	
						Grand Total
1967	Additionally Handicapped	M —	—	2	2	6
		F —	—	4	4	
						Grand Total
1968	Additionally Handicapped	M 1	—	3	4	8
		F —	—	4	4	
						Grand Total
1969	Additionally Handicapped	M —	—	3	3	6
		F —	—	3	3	
						Grand Total

TABLE V—EMPLOYMENT, ETC., CONDITIONS OF BLIND PERSONS OF 16 YEARS AND OVER

EMPLOYED—i.e., persons in genuine employment (including persons engaged in a business or profession): part-time workers should be included under the appropriate column of the unemployed group.	1967						1968						1969									
	16-20		21-39		40-49		50-59		60-64		65 and over		Total		Total		Total					
	M	F	M	F	M	F	M	F	M	F	M	F	M	F	M	F	M	F				
In workshops for the blind	—	—	—	—	2	2	—	1	—	—	—	—	—	—	2	3	—	—				
As approved home-workers	—	—	—	—	—	—	—	—	—	—	—	—	1	—	—	1	—	—				
Others (excluding those at school) see group (g)	—	—	2	1	1	—	4	1	3	—	—	—	—	—	10	2	—	—				
Total	—	—	2	1	3	2	4	2	3	—	—	—	1	—	12	6	—	—				
1968																						
In workshops for the blind	—	—	—	—	2	3	3	1	1	—	—	—	—	—	6	4	—	—				
As approved home-workers	—	—	—	—	—	—	—	—	—	—	—	—	—	—	—	—	—	—				
Others (excluding those at school) see group (g)	—	—	—	1	2	—	—	1	3	—	—	—	—	—	5	2	—	—				
Total	—	—	—	1	4	3	3	2	4	—	—	—	—	—	11	6	1	2				
1969																						
In workshops for the blind	—	—	—	—	1	1	—	2	1	—	—	—	—	—	2	3	—	—				
As approved home-workers	—	—	—	—	—	—	—	—	—	—	—	—	1	—	—	1	—	—				
Others (excluding those at school) see group (g)	1	1	1	2	1	—	4	1	1	—	1	—	—	—	9	4	—	—				
Total	1	1	1	2	2	1	4	3	2	—	1	1	—	—	11	8	—	—				
																	Undergoing training					
																	For sheltered employment		M		F	
																	For open employment		—		—	
																	For profession or university		—		—	
																	Total		—		—	

MENTAL HEALTH STATISTICS 1967 and 1968
RETURN OF SERVICES PROVIDED BY OR UNDER THE LOCAL
HEALTH AUTHORITY

I—Guardianship, Supervision and Aftercare

A Persons under Guardianship or Informal Care

	Mental Defectives		Mentally Ill	
	Male	Female	Male	Female
(1)	(2)	(3)	(4)	(5)
1 No. of persons under statutory guardianship for whom the authority are 'local health authority concerned' (whether resident in or outside the authority's area)	3 3	8 8	— —	— —
2 No. of persons included in 1 under the guardianship of the authority	— — —	— — —	— — —	— — —
3 No. of persons included in 1 resident outside the area of the authority	3 3	— —	— —	— —
4 No. of persons in the area who are not under guardianship but are receiving regular visits from the authority's staff	26 50	24 42	— —	— —

B Number of Home Visits during Year

Visits in respect of	By local authority's staff					By voluntary organisations under arrangements with the authority
	Medical Officers	Health Visitors	P.S.Ws.	Mental Welfare Officers	Others	
(1)	(2)	(3)	(4)	(5)	(6)	(7)
1 Mental defectives under guardianship	16 15	— —	— —	54 60	— —	— —
2 Mental defectives under informal supervision	10 12	18 26	— —	70 176	— —	— —
3 Mentally ill under guardianship	— —	— —	— —	— —	— —	— —
4 Mentally ill under normal care	— —	2042 2050	— —	130 150	— —	— —

C Clinics

Note: Child guidance clinics run by the education authority are not included

	No. of premises at which sessions are held	No. of sessions held during the year	Total number of persons attending during the year		Total number of attendances made during the year		No. of persons attending the clinic for first time during the year	
			M	F	M	F	M	F
(1)	(2)	(3)	(4)	(5)	(6)	(7)	(8)	(9)
Sessions staffed solely by hospital staff in local authority premises								
(a) for mental defectives	1	405	65	105	386	860	38	69
(b) for mentally ill adults	—	509	114	181	419	743	69	105
	1	423	87	128	205	450	43	62
(c) Child psychiatric clinics	—	—	15	11	55	39	3	5
	1	—	27	12	78	24	19	9
	—	—	—	—	—	—	—	—

D Home Training and Occupation

Number of mentally defective persons considered suitable for home training or occupation and not receiving it:

Males		Females	
1967	1968	1967	1968
—	2	—	1

E Mentally Handicapped Children in Ordinary Day Nurseries

Day nurseries attended by mentally handicapped children as well as other children (as at end of year)	Total number on register at end of year (all children)	Average daily attendance during year (all children)	Mentally handicapped children			
			Total number on register at end of year		Average daily attendance during year*	
			Male	Female	Male	Female
(1)	(2)	(3)	(4)	(5)	(6)	(7)
Alexandria	56	40	1	—	0.2	—
Alexandria	56	40	—	—	—	—

*The Centre is meantime open on only 1 day each week

The handicapped children at Alexandria attend only one day per week meantime

II—Training and Occupation (Mental Defectives)

B Junior Centres

(1)	Address	Number of places	Total number on register at end of year		Average daily attendance during year		Number of sessions per week		Number of qualified staff		Number of other staff			
			M		F		M		F		wt		pt	
			wt	pt	wt	pt	wt	pt	wt	pt	wt	pt	wt	pt
(2)	(3)	(4)	(5)	(6)	(7)	(8)	(9)	(10)	(11)	(12)	(13)	(14)	(15)	(16)
Centres provided by the authority (state if provided jointly with another authority)	Red Cross Hall, Speirs Road, Bearsden	10	—	3	—	4	—	2.5	—	3	4	—	—	—
	Speirs Road, Bearsden	10	—	3	—	3	—	2.5	—	2.5	4	—	—	—
	Speirs Road, Bearsden	10	—	4	—	4	—	3.6	—	3.6	4	—	—	—
Kildrum Church Hall, Cumbernauld	10	—	2	—	2	—	2	—	2	2	2	—	—	—
	10	—	2	—	2	—	2	—	2	2	2	—	—	—
	—	—	—	—	—	2	—	1.8	—	1.8	2	—	—	—
Day Nursery, Helensburgh	10	—	4	—	5	—	4	—	—	4.5	4	—	—	—
	10	—	3	—	5	—	3	—	—	4.5	6	—	—	—
	—	—	—	—	—	—	—	—	—	—	—	—	—	—
The Clinic, Kirkintilloch	10	—	5	—	5	—	5	—	—	5	4	—	—	—
	10	—	1	—	5	—	1	—	—	4	3	—	—	—

*All centres are staffed by voluntary workers on a rota basis.

wt = whole time
pt = part time

Number of children of school age considered suitable for a local health authority junior centre and awaiting a vacancy:

Males Nil Females Nil

C Senior Centres

O, W or C in the address column indicates whether each centre is an occupation centre (providing social training, recreation, handcrafts, etc.), a work centre (providing semi-industrial conditions), or a combined occupation and work centre.

Address	Number of places		Total number on register at end of year		Average daily attendance during year		Number of sessions per week		Number of qualified staff		Number of other staff				
	M	F	M	F	M	F	M	F	wt	pt	wt	pt			
	wt	pt	wt	pt	wt	pt	wt	pt	wt	pt	wt	pt			
(1) O, W or C	(3)	(b)	(4)	(5)	(6)	(7)	(8)	(9)	(10)	(11)	(12)	(13)	(14)	(15)	(16)
Centres provided by the authority (state if provided jointly with another authority)	0	50	11	—	15	—	10	—	14	—	10	3	—	—	—
	0	50	12	—	16	—	11	—	15	—	10	3	—	1	—

*Provided jointly with Dumbarton Town Council. The figures given above refer only to County cases.

D Children reported by the Education Authority

Address	Number reported during year	Number of cases included in (2) who are now		Number of cases included in (2) who are awaiting			Number of cases included in (2) who are now		Cases included in (2) on which no action found necessary but now completed
		attending local health authority or voluntary centre	receiving other form of care from local health authority	in hospital	place in an occupation or work centre	other local health authority care	hospital admission		
		(3)	(4)	(5)	(6)	(7)	(8)	(9)	
(1)	(2)	(3)	(4)	(5)	(6)	(7)	(8)	(9)	(10)
Children reported to the authority under section 66 of the Education (Scotland) Act, 1962	12	2	10	—	—	—	—	—	—
	29	2	27	—	—	—	—	—	2
	14	3	11	—	—	—	—	—	1
Children reported to the authority under section 65 of the Education (Scotland), Act 1962	—	—	—	—	—	—	—	—	—
	8	7	—	1	—	—	—	—	8
	—	—	—	—	—	—	—	—	—

V—Staff Engaged on Mental Health Duties

(1)	In post at end of year						Immediate vacancies at end of year			
	Number of officers employed whole-time on mental health duties		Officers employed part-time on mental health duties				Officers to be employed whole-time on mental health duties		Officers to be employed part-time on mental health duties	
			Number		Whole-time equivalent of time on mental health duties					
(2)	(3)	(4)	(5)	(6)	(7)	(8)	(9)	(10)		
A MEDICAL STAFF										
1 Medical Officer of Health	—	—	1	1	—	—	—	—	—	—
2 Deputy Medical Officer of Health	—	—	1	1	—	—	—	—	—	—
3 Senior Medical Officer	1	1	—	—	1.5	1.5	—	—	—	—
4 Senior Assistant Medical Officer	—	—	1	1	—	—	—	—	—	—
5 Assistant Medical Officer	—	—	3	3	—	—	—	—	—	—
6 Part-time hospital psychiatrist (see note (ii))	—	—	—	—	—	—	—	—	—	—
7 Other medical staff	—	—	—	—	—	—	—	—	—	—
B ASSESSMENT STAFF										
8 Psychologist (see note (i))	—	—	—	—	—	—	—	—	—	—
C WELFARE, CARE AND AFTER-CARE STAFF										
9 Health Visitors	3	3	—	—	—	—	—	1	—	—
10 Mental Welfare and After Care Officers in following categories:										
(a) Psychiatric Social Workers	—	—	—	—	—	—	—	—	—	—
(b) Medical Social Workers	—	—	—	—	—	—	—	—	—	—
(c) Child Care, Probation or Family Care Work Officers	—	—	—	—	—	—	—	—	—	—
(d) Holding Certificate in Social Work	—	—	—	—	—	—	—	—	—	—
(e) Social Studies Qualification	—	—	1	1	—	—	—	—	1	2
(f) Holding Declaration of Recognition of Experience	—	—	4	4	1.5	1.75	—	—	—	—
(g) Other Officers	—	—	5	6	—	—	—	—	—	—
D OCCUPATION AND TRAINING STAFF										
11 Staff in centres (excluding domestic staff and 12, 13 and 14)	3	3	—	4	—	—	—	—	1	—
12 Occupational Therapists	—	—	—	—	—	—	—	—	—	1
13 Physiotherapists	—	—	—	—	—	—	—	—	—	—
14 Speech Therapists	—	—	—	—	—	—	—	—	—	—
15 Staff engaged in home training	—	—	—	—	—	—	—	—	—	—
E RESIDENTIAL ACCOMMODATION STAFF										
16 Wardens or matrons	—	—	—	—	—	—	—	—	—	—
17 Others (excluding domestic staff)	—	—	—	—	—	—	—	—	—	—

Note: This table refers only to 1967 and 1968. Functions under the Mental Health (Scotland) Act, 1960 passed to the Social Work Department in 1969.

HOUSES COMPLETED 1st JANUARY-31st DECEMBER, 1967

Site	Traditional	Non-Traditional	Total
Renton C.D.A.	—	18	18
Hardgate	6	—	6
Cumbernauld	6	—	6
Alexandria C.D.A.3	—	82	82
Alexandria (The Crescent)	—	85	85
Rhu	3	—	3
Rhu (Rhu-Ellen)	20	—	20
Rosneath (Admiralty)	53	—	53
Rhu (Admiralty)	10	—	10
Totals	98	185	283

HOUSING UNDER CONSTRUCTION—31st DECEMBER, 1967

Site	Traditional	Non-Traditional	Total
Garelochhead (Admiralty)	47	—	47
Rhu (Admiralty)	40	—	40
Tullichewan I	77	—	77
Old Kilpatrick (Chapelhill)	12	—	12
Milton	25	—	25
Bowling	26	—	26
Totals	227	—	227

HOUSES COMPLETED AT DECEMBER, 1968

Site	Traditional	Non-Traditional	Total
Houses Tullichewan, Alexandria	65	—	65
Admiralty Houses Rhu	50	—	50
Admiralty Houses Garelochhead	47	—	47
Houses Chapelhill	12	—	12
Houses Milton	6	—	6
Houses Cardross	11	—	11
Totals	201	—	201

HOUSES UNDER CONSTRUCTION AT DECEMBER, 1968

Site	Traditional	Non-Traditional	Total
Houses Tullichewan, Alexandria	12	—	12
Houses Bowling	26	—	26
Houses Milton	19	—	19
Houses Cardross	11	—	11
Houses Condorrat and Twechar	26	—	26
Totals	94	—	94

HOUSES COMPLETED AT DECEMBER, 1969

Site	Traditional	Non-Traditional	Total
Houses Tullichewan, Alexandria	12	—	12
Houses Bowling	26	—	26
Houses Milton	19	—	19
Houses Cardross	11	—	11
Houses Condorrat and Twechar	36	—	36
Houses Waterside	11	—	11
Houses Freelands, Old Kilpatrick	12	—	12
Totals	127	—	127

HOUSES UNDER CONSTRUCTION AT DECEMBER, 1969

Site	Traditional	Non-Traditional	Total
Houses Jamestown	41	—	41
Houses Tullichewan, Stage II	125	—	125
Houses Tullichewan Home Farm	48	—	48
Houses Goldenhill, Duntocher	86	—	86
Houses Waterside	5	—	5
Houses Freelands, Old Kilpatrick	90	—	90
Houses Renton	45	—	45
Houses Croy	64	—	64
Totals	504	—	504

TABLE 18

**CLOSING AND DEMOLITION ORDERS
1967**

PARISH OF BONHILL

Closing Orders—

Situation of Property	No. of Houses	Apartments				
		1	2	3	4	5
160 Bridge Street, Alexandria	2	-	2	-	-	-

Demolition Orders—

Burn Street, Bonhill	10	-	10	-	-	-
------------------------------	----	---	----	---	---	---

Demolition orders were substituted for existing closing orders on two further houses in Burn Street, Bonhill.

PARISH OF CARDROSS

Closing Orders—

Situation of Property	No. of Houses	Apartments				
		1	2	3	4	5
289 Main Street, Renton	1	-	1	-	-	-

Demolition orders were substituted for existing closing orders on 4 houses at Burnsland, Cardross.

PARISH OF WEST KILPATRICK

Closing Orders—

Situation of Property	No. of Houses	Apartments				
		1	2	3	4	5
79 Dumbarton Road, Bowling	1	-	1	-	-	-

Demolition Orders—

Black's Land, Hardgate	1	-	1	-	-	-
Craig's Place, Hardgate	4	-	4	-	-	-
Craig's Terrace, Hardgate	5	-	5	-	-	-
The Craigs, Hardgate	3	-	-	3	-	-

Demolition orders were also substituted for existing closing orders on 13 houses in Hardgate.

**CLOSING AND DEMOLITION ORDERS
1968**

PARISH OF BONHILL

Closing Orders—

Situation of Property	No. of Houses	Apartments				
		1	2	3	4	5
140 Bridge Street, Alexandria	1	-	1	-	-	-
192/196 Bank Street, Alexandria	1	-	1	-	-	-
23 George Street, Bonhill	2	-	-	-	1	1

PARISH OF CARDROSS

Closing Orders—

Situation of Property	No. of Houses	Apartments				
		1	2	3	4	5
Pine Tree Lodge, Cardross	1	-	-	-	1	-

PARISH OF RHU

Closing Orders—

Situation of Property	No. of Houses	Apartments				
		1	2	3	4	5
Tamnavoulin Glen Truin, Rhu	1	-	1	-	-	-

PARISH OF WEST KILPATRICK

Closing Orders—

Situation of Property	No. of Houses	Apartments				
		1	2	3	4	5
35 Dumbarton Road, Bowling	1	-	1	-	-	-
81 Dumbarton Road, Bowling	1	-	-	-	1	-

CLOSING AND DEMOLITION ORDERS
1969

PARISH OF BONHILL

Demolition Orders—

Situation of Property	No. of Houses	Apartments				
		1	2	3	4	5
46 Random Street, Alexandria	6	2	4	-	-	-

PARISH OF WEST KILPATRICK

Closing Orders—

Situation of Property	No. of Houses	Apartments				
		1	2	3	4	5
53 Dumbarton Road, Bowling	1	-	1	-	-	-
163/165 Dumbarton Road, Old Kilpatrick	4	-	4	-	-	-

PARISH OF ARROCHAR

Closing Orders—

Situation of Property	No. of Houses	Apartments				
		1	2	3	4	5
Mayfield Cottage, Arrochar	1	-	1	-	-	-

FACTORIES ACT, 1961

Prescribed Particulars on the Administration of the Factories Act, 1961

Part I of the Act

1. INSPECTIONS for purposes of provisions as to health (including inspections made by Sanitary Inspectors)

Premises (1)	Number on Register (2)	Number of		
		Inspections (3)	Written notices (4)	Occupiers prosecuted (5)
(i) Factories in which Sections 1, 2, 3, 4 and 6 are to be enforced by Local Authorities	90	189	1	—
	92	202	—	—
	89	118	—	—
(ii) Factories not included in (i) in which Section 7 is enforced by the Local Authority	126	218	—	—
	144	319	—	—
	146	312	1	—
(iii) Other premises in which Section 7 is enforced by the Local Authority† (including out-workers' premises)	79	117	—	—
	134	219	—	—
	85	85	—	—
Total	295	587	1	—
	370	740	—	—
	320	585	—	—

2. Cases in which DEFECTS were found.

Particulars (1)	Number of cases in which defects were found				Number of cases in which prosecutions were instituted (6)
	Found (2)	Remedied (3)	To H.M. Inspector (4)	Referred By H.M. Inspector (5)	
Want of cleanliness (S.1)	14	14	—	—	—
	19	19	—	—	—
	15	15	—	—	—
Ineffective drainage of floors (S.6)	—	—	—	—	—
	1	1	—	—	—
Sanitary Conveniences (S.7)	—	—	—	—	—
	(a) Insufficient	1	1	—	—
	—	—	—	—	—
	(b) Unsuitable or defective	4	4	—	—
	7	7	—	—	—
5	5	—	—	—	
Total	19	19	—	—	—
	27	27	—	—	—
	20	20	—	—	—

Part VIII of the Act
 Outwork
 (Sections 133 and 134)

Nature of Work (1)	Section 133			Section 134		
	No. of out-workers in August list required by Section 133(1)(c) (2)	No. of cases of default in sending lists to the Council (3)	No. of prosecutions for failure to supply lists (4)	No. of instances of work in unwholesome premises (5)	Notices served (6)	Prosecutions (7)
Wearing Apparel, Making etc.	106 124 134	— — —	— — —	— — —	— — —	— — —

STAFF 1967/1968/1969

County Sanitary Inspector
JOHN DUNN

Depute County Sanitary Inspector
Thomas Munn

Assistant Sanitary Inspectors

Donald S. Mackay	Robert Young
John P. Deegans	Hugh Moore
Robert Mathie	Alistair Fraser
Thomas MacDonald	John Stitt

James McMahon (apprentice) (qualified 1969)

Lighting Assistants

John Laird } transferred to County Surveyor's
Jas. Campbell } Department November, 1968

Milk Officer

Mrs. M. Mackay

Food Hygiene Officer

Miss D. M. Symons

Housing Supervisors

Miss M. Black (retired 1969)

Mrs. A. Stuart (retired 1967)

Clerical Staff

Elizabeth C. Muir	Mary H. Caldwell
-------------------	------------------

Mary Shields

**ANNUAL REPORT OF THE
COUNTY SANITARY INSPECTOR
FOR YEARS 1967, 1968, 1969**

Ladies and Gentlemen,

I have pleasure in submitting my Report for the years 1967, 1968 and 1969.

This Report covers a period of three years and gives in the accompanying Tables a comparison over that time.

The volume of work within the Department could not possibly be done without the wholehearted co-operation of all members of my staff, and I should like to record my appreciation.

I also record my thanks to members of the County Council and other officials for their continued co-operation and assistance.

Within the period of this Report, I must make special mention of the night of the storm which devastated the West of Scotland on 14th/15th January, 1968. The storm which was of 'tornado' intensity left in its wake a trail of destruction and debris. When daylight came on 15th January the picture presented was unparalleled in peace-time—roofs and chimneys demolished, buildings structurally damaged, and in many instances garages had disintegrated or disappeared completely. Many families were rendered homeless and alternative homes had to be provided.

My staff of Sanitary Inspectors went to work and made every endeavour to temporarily 'make good' as many damaged houses as possible, also assisting in the rehousing of the homeless in acquired property and newly completed local authority houses.

Throughout the year, monthly reports were prepared giving information on the progress of both temporary and permanent repairs to damaged property. There is no doubt that many additional houses have been required due to the damage and destruction created.

In the following pages, I give my report on various aspects of the work involved. Many of the reports have been submitted to the Scottish Development Department during the years under review.

I am, Ladies and Gentlemen,

Your obedient servant,

JOHN DUNN,
County Sanitary Inspector.

Animal Boarding Establishments Act, 1963

Since the Act came into operation on January 1, 1964, five applications have been received and, after inspection, were approved by the County Council. No adverse report can be recorded; all establishments have been maintained in good condition.

Burials

The provisions of Section 50 of the National Insurance Act, 1950, were not required for the burial of any unclaimed body.

Caravan Sites and Control of Development Order

The increasing use of caravans, both mobile and in fixed position, within controlled sites has increased the number of inspections during the year in respect of the maintenance of toilets, ablutions, drainage, septic tanks and water supplies. One site was closed in August, 1969, due to the period of Planning consent having expired—an unsuccessful appeal was made by the site owner to the Secretary of State. There are at present site licences for 936 caravans. Two site licences were transferred to new ownership during 1969. See table on page 68.

Civic Amenities Act, 1967

Responsibility has been placed on the local authority for the removal, storage and disposal of abandoned vehicles, also the removal of accumulations of rubbish dumped by residents and tradesmen. Prior to the above Act coming into force, removal of unsightly rubbish dumps—was carried out within Special Cleansing Districts in the interests of amenity. It was found that the cleared area was quickly refilled and became an 'official' dumping place. Some method of at least improving the position had to be provided. In one of the Special Cleansing Districts, namely the Vale of Leven and Renton Special Cleansing District, I proposed that bulk containers of 12 cu. yd. capacity be placed at suitable points throughout this urban area, also that a suitable vehicle be purchased to uplift the containers. The use of bulk containers was initially introduced within the New Town Centre in Cumbernauld where they were used for the collection of shop and office refuse. Within the District mentioned, containers have been placed at suitable points where householders can deposit their unwanted bulky refuse, such as old mattresses, furniture and other items previously disposed of in ditches, burns and woodlands.

The removal and storage of abandoned vehicles has created quite a problem. Wrecks and body shells are difficult to dispose of due to the poor quality and quantity of saleable scrap metal. 'Runners' also have been difficult to dispose of as a unit; removable 'spares' have a ready market, the sale of such parts has not been encouraged as the 'left overs' are more difficult to sell. The following table gives some indication of the position at 1969.

TABLE I

CARAVAN SITES AND CONTROL OF DEVELOPMENT ORDER

Site	Owners	Number of licensed caravans			Remarks		
		1957	1968	1969	1967	1968	1969
Rosneath Castle	British United Caravan Co.	500 holiday 50 residential	No alteration	No alteration	Satisfactorily maintained	Satisfactorily maintained	An additional toilet block erected. 6 w.c.s, 7 wash-hand basins, 1 urinal stall, 2 showers. H. and C. water supplies installed.
Letrault, Rhu	Wm. Black, Letrault Farm, Rhu	4	4	4	Not available for holiday letting	No alteration	No alteration
Drumkinnon Bay Balloch	Mr. Donaldson	60	60	—	Planning period expired. Refused planning permission Appeal lodged to Secretary of State. County Council decision upheld.	Planning approval cancelled. Enforcement notice to follow in August, 1969.	Site cleared August, 1969.
Lagganbeg, Gartocharn	Mr. D. Weir, Lagganbeg Cottis.	40	40	40	Satisfactory	Satisfactory	Satisfactory
Inverbeg, Loch Lomond	Luss Estates, Helensburgh	106	106	106	Satisfactory	Satisfactory	Satisfactory
Loch Lomond Caravan Park, Inverglas	Lomond Caravans, Glasgow Road, Milingavie	60	60	60	Satisfactory	Satisfactory	Satisfactory
Ardlui Caravan Park	Mr. Richard Smith	96	96	96	Satisfactory	Satisfactory. New owner—Glen Caravan Co., 1920 London Rd., Glasgow.	Satisfactory
Cnoc, Tarbet	H. McLean	5	5	5	Not available for holiday letting. Satisfactory.	Satisfactory—new owners—Miss E. Farrell and H. McLean	Satisfactory—new owners Palmer Bros., Kilwinning Ltd., Ashgrove Road, Kilwinning.
Lynwood, Teighness, Arrochar	Mr. McLean, Lynwood, Arrochar	15	15	15	Satisfactory	Satisfactory	Satisfactory
Glenloin, Arrochar	Miss Hendry	30	30	30	Satisfactory	Satisfactory	Satisfactory
Auchengower, Cove	Miss Little	30	30	30	Satisfactory (within the Burgh of Cove and Kilcreggan)	Satisfactory	Satisfactory

Abandoned Vehicles

	Delivered	Collected	Total	Disposal
1968	10	18	28	Scrap metal
1969	4	77	81	Scrap metal
	14	95	109	109

Cleansing

Within the Landward Area of the County, five Special Cleansing Districts have been formed. Removal and disposal of refuse of all kinds has presented some problems. Most, if not all, have been satisfactorily accomplished.

The New Town of Cumbernauld (for the period up to May 16, 1968, when Burgh status was obtained), presented many problems, mostly due to the difficulty of access to houses by reason of the complete segregation of pedestrian ways and traffic routes. The 'manning' of cleansing vehicles was difficult and the 'turnover' in this section was as high as 90 per cent during any year. Rapid growth of industry and the demand for employees by industry continually depleted the staff, creating a requirement of excessive overtime to overcome the understaffing.

The County Council, on the recommendation of Cumbernauld District Council, agreed to the appointment of P.A. Management Consultants Ltd. who carried out a complete work study of cleansing within the Special District.

The report of the Management Consultants was submitted to the appropriate Committees, the employees and Unions concerned. An incentive bonus scheme was introduced for a trial period, during which time various adjustments were made to 'routing' of vehicles, collection methods, and times laid down in the performance of given tasks.

The proposals were submitted to the Prices and Incomes Board who gave their approval to the scheme. The employees and Unions agreed to full implementation of the incentive bonus scheme which was fully carried out up to the 'take over' by the Town Council of Cumbernauld in May, 1968.

The formation of the Burgh of Cumbernauld created an additional problem. Two villages, namely, Croy and Dullatur, previously within the Cumbernauld Special District and within the Landward Area of the County could not maintain a cleansing service on an economic basis. The County Council resolved to amalgamate the above-mentioned villages with Gartshore Special Cleansing District thereby creating one district, now known as Cumbernauld and Gartshore Special Cleansing District. The additional quantity of domestic refuse to be removed necessitated the purchase of a Shelvoke & Drewry 50 cu. yd. Pakamatic Cleansing vehicle to replace the existing vehicle which had not the

capacity necessary for an efficient service. A satisfactory service has been maintained.

Cleansing services within Old Kilpatrick Special Cleansing District have been carried out satisfactorily within the period under review. Private housing development in part of the district has increased the quantity of refuse to be collected and disposed of but the cleansing staff have been able to cope with the additional work involved. An incentive bonus scheme was introduced during the latter half of 1969, and this I hope will reduce the rate of 'turnover' of staff in this essential service.

The Vale of Leven and Renton Special Cleansing District has a population of approximately twenty-eight thousand and comprises the areas of Renton, Alexandria, Jamestown, Bonhill, Balloch, Gartocharn, Croftamie and Luss. The removal of domestic and industrial refuse is carried out by my Department. The disposal by 'Dano' Composting Plant and tipping of rejects is under the control of the County Engineer.

The introduction of a Bulk Container service within this District has given a much needed method of collection to various industries in the area. A standard rental charge is made per week per container required and a charge is made for each collection.

As mentioned under the heading Civic Amenities Act, 1967, containers have been placed throughout the District and are being used by householders in the disposal of all types of refuse.

The service has been carried out satisfactorily, and the introduction of an incentive bonus scheme after work study should have the hoped for inducement in maintaining a satisfactory staff.

Gareloch area has had a satisfactory service carried out by private contract. This district is rapidly expanding, due no doubt to the presence of the Navy Base at Faslane and the build-up of local authority houses. The contractors employed on the present five-year contract, Messrs. Geo. Hood & Co., Helensburgh, have carried out the necessary collection and disposal of refuse to my satisfaction.

Within two Special Districts, street sweeping to Public Health standard is carried out. The two areas concerned, Vale of Leven and Renton and Old Kilpatrick Special Cleansing Districts, have had a satisfactory service throughout the years.

Common Lodging Houses

There are no common lodging houses within the County.

Diseases of Animals (Waste Food) Order, 1957

Premises registered under the above Order continuing to use waste food for the feeding of animals and poultry were inspected by the Sanitary Inspectors. Infringements due to unsatisfactory storage of untreated waste food were dealt with immediately and subsequent

visits showed that the necessary remedial measures had been taken. The infringements were of a minor nature in all instances.

Drainage

All new drainage and drainage systems are under the control of a Master of Works who, within the County is the County Engineer.

Defective drains where complained of or found during routine inspections by my Inspectors were satisfactorily dealt with during the period under review. Action taken in terms of the Public Health (Scotland) Act, 1896, Sections 19 and 20, had the desired effect in abating such nuisances.

All outfall drainage from septic tanks has been given attention especially with regard to discharges into tidal waters, Loch Lomond, rivers and streams within the County.

All drainage systems requiring the use of septic tanks have been notified to the appropriate Rivers Purification Board, and their recommendations were carried out to their satisfaction.

Factories Act, 1961

All factories have been inspected during the years under review.

With the formation of the Burgh of Cumbernauld on May 16, 1968, all factories within the newly formed Burgh were officially 'handed over' on November 15 of that year. Records in respect of the 16 factories at Blairlinn, previously within the jurisdiction of the County of Lanark and taken over in May, 1968, and 43 factories within the New Town were handed over to the Burgh Surveyor and Sanitary Inspector.

Action was taken and remedial measures carried out in respect of the undernoted contraventions. No prosecutions were required.

Year	Defective sanitary conveniences	Lack of cleanliness	Drainage of floors	Total
1967	5	17	—	22
1968	7	19	1	27
1969	5	15	—	20

The number of outworkers employed is as follows:

1967	106
1968	124
1969	134

Fertilisers and Feeding Stuffs Act, 1926

Fertilisers and Feeding Stuffs Regulations, 1960/64

No applications were received for the taking of samples under the above Act and Regulations.

TABLE II
FACTORIES ACT, 1961

Premises	Number on register		Number of						
	1967 1968 1969		Inspections		Written Notices		Occupiers prosecuted		
	1967	1968	1969	1967	1968	1969	1967	1968	1969
(1) Premises in which Sections 1, 2, 3, 4 and 6, are enforced by the local authority	84 * 6	87 5	88 1	168 * 21	183 19	185 3	— * 1	— —	— —
(2) Factories not included in (1) in which Section 7 is enforced by the local authority	122 * 4	139 5	138 8	265 * 16	301 18	287 25	— —	— —	— —
(3) Other premises in which Section 7 is enforced by the local authority (includes outworkers premises)	79 * —	127 7	82 3	117 * —	207 12	82 3	— —	— —	— 2
Totals	285 * 10	353 17	308 12	550 37	691 49	554 31	— 1	— —	— 2

*denotes Burgh of Cove and Kilcraggan.

Food and Drugs (Scotland) Act, 1956

The Food (Meat Inspection) (Scotland) Regulations, 1961

Modern refrigeration methods have contributed to the safe keeping of meat and many other foodstuffs, which can now be stored for long periods without deterioration in quality.

However, many instances of mechanical failure can be recorded where stored food was rendered unsound and had to be condemned due to such failure.

During the years 1967/69, 81 applications were made for condemnation certificates in respect of food stored in refrigerated cabinets and counters. The weight of food condemned amounted to 5 tons 16 cwts 46 lbs. The principal items dealt with are as undernoted:—

Butcher Meat	6887 lbs (refrigerated)
Frozen Salmon	1000 lbs (refrigerated)

The number of certificates issued and weight of food condemned is as shown below:—

Year	Certificates issued	Weight of food condemned
1967	134	12,802 lbs
1968	130	5,808 lbs
1969	122	8,723 lbs

The 1967 figure which is above average was largely due to the electrical failures during and after the storm in January of that year.

All condemned foods were disposed of satisfactorily.

Food and Drugs (Scotland) Act, 1956

Public Health (Preservatives in Food) (Scotland) Regulations, 1925/62

The undernoted official or formal, and Test or informal, samples were taken for analysis by the Public Analyst:—

Year	Samples taken		Genuine	Non genuine
	formal	informal		
1967	183	—	176	7
1968	147	—	140	7
1969	91	11	101	1

During 1967, seven prosecutions were instituted resulting in five convictions with resultant monetary penalties.

In the two remaining instances, one case was lost due to the shop owner having given written instructions to his shop manager that no preservative should be used in the shop. In the other case, which was

in respect of whisky found to be 2·98 per cent under proof, the discovery of an improperly sealed bottle which permitted a certain amount of evaporation of the contents nullified the case.

Four prosecutions were taken during 1968. All were successful and fines applied in each case. One case—whisky which was slightly underproof—was not proceeded with, and a warning was given to the offender.

In 1969, all formal samples taken were genuine. Of the eleven informal, or Test, samples taken, one was not genuine. This sample which consisted of apricot jam did not comply with the soluble solids content of apricot jam, which is laid down as 68·5 per cent in the Food Standards (Preserves) Order, 1950. The sample contained only 61·9 per cent and was therefore 6·6 per cent below the required standard. A warning was given to the shopkeeper who was manufacturing the jam in his shop premises. Subsequent samples during 1970 have been found to be satisfactory.

Food Hygiene Regulations 1959/67

The appointment of a Food Hygiene Officer to my Department on October 16, 1967, has made possible a more regular and detailed inspection of food premises, shops, hotels and restaurants.

The appointee holds a Diploma from the School of Domestic Science and had experience in the commercial world prior to her appointment with the County.

Regular inspections of hotels, restaurants and shops are carried out and as a result of systematic visitation food hygiene standards are kept fairly high.

Where items of a structural character are necessary, my District Inspectors are consulted and the appropriate action instituted.

I am quite convinced that without regular inspections standards would lapse. This may be due to lack of thought on the part of some food handlers or to pressure of work experienced by certain managers whereby time is not available for the supervision of all matters covered by the Regulations. This statement may be corroborated by the existence of minor omissions such as lack of clean towels, soap, nail brushes or properly maintained first aid boxes. There is also the tendency to display unprotected foods on serving counters—an old custom which is obviously going to 'die hard'. Refrigerated display counters are a boon in the food industry. Here, at least, foodstuffs are protected and kept under temperature control.

The Food (Preparation and Distribution of Meat) (Scotland) Amendment Regulations, 1963, have been instrumental in achieving a marked improvement in the distribution of meat from abbatoirs or wholesale warehouses to the retail industry but the 'hanging' arrangements in some butchers' shops still leave room for improvement.

The additional advantage of the Food Hygiene (Scotland) Amendment Regulations, 1966, giving measures of control over vehicles and stalls has also resulted in improved conditions of hygiene in this method of trading.

The general trend towards pre-packing has considerably reduced the problems of food hygiene particularly in retail food shops and I therefore feel that more attention should now be given to hotels, restaurants, canteens and bakeries where food is either prepared for consumption on the premises or for distribution to retail premises.

I would suggest that more thought be given to the design of food shops. Experience has shown that limited back shop space is conducive to lower standards of hygiene. In many instances, cases and packages have to be stored, opened and sorted in very limited accommodation and I feel that a food store, quite distinct from the back shop, where such preliminary work could be carried out would be very advantageous.

Number of hotels	32
Number of tea rooms	38
Number of canteens, including school kitchens	..					52
Number of shops	387

Defects found and improvements effected:

- 12 premises without first aid boxes.
- 47 instances where food was exposed to contamination.
- 7 cases where no hot water supply was available.
- 29 shops completely redecorated.
- 3 awaiting redecoration.
- 7 shops have had major alterations and improvements.
- 5 shops had washhand basins and hot water introduced.
- 4 shops had hot water laid on to existing sink facilities.
- 3 shops had new stainless steel sinks with hot and cold supplies laid on.

Housing (Scotland) Acts, 1950/69

House Purchase and Housing Act, 1959

Improvement and modernisation of houses continues at a steady though not spectacular pace. Introduction of modern amenities in houses of sound construction is encouraged, and my Department have given advice and help where required.

The number of Improvement and Standard Grants for the years 1967/69 is as undernoted:—

	1967	1968	1969	Total
Improvement	32	34	33	99
Standard	5	2	3	10

Housing (Scotland) Acts, 1950/69

Representation was made in respect of 65 houses in the three years under review. The County Council agreed to make Closing Orders on 17 houses and Demolition Orders on the remaining 48 houses.

Surveys of housing needs continue to take up a fair amount of time, as also does the making up of records from the information gathered.

The retiral of my two Housing Supervisors has placed an additional strain on the staff of Sanitary Inspectors due to the increase in visitations where individual reports are required for Committee consideration. This work having previously been done by the Housing Supervisors.

Six hundred and eighty-four Special Reports were prepared and submitted to the appropriate Committees.

Housing (Repairs and Rents) (Scotland) Act, 1954 Rent Act, 1957

No applications were received for Certificates of Disrepair.

Housing of Seasonal Workers

There does not appear to be a need for the employment of workers in agriculture to the extent previously experienced. Modern machinery has practically eliminated the requirement of resident seasonal workers and no applications for inspection or notification of intent to have seasonal workers resident on premises were received.

Ice Cream (Scotland) Regulations, 1948

The number of premises registered under the above Regulations at December 31, 1969, was 40 for the manufacture, storage and sale of Ice Cream. The number of vehicles registered was 40, which is an increase of 5 over the 1958 figure.

Over the period, 111 samples of Ice Cream were taken from manufacturers and vendors in the County and submitted to the Public Analyst for bacteriological examination.

Premises and vehicles were inspected regularly and, generally, conditions found were satisfactory.

Milk and Dairies (Scotland) Acts, 1914/1922

Milk (Special Designations) (Scotland) Order, 1965

The number of Premium and Standard Licences held in the County for the production of milk is 23 and 70 respectively.

Five processing plants have licences for the pasteurisation of milk.

I must also record that 'non designated' production of milk continues in 14 farms within the County. One of the largest producers of milk in the County comes under this category. I must state, however, that all milk produced on this farm is used exclusively on the premises. All milk

TABLE III
ICE CREAM (SCOTLAND) REGULATIONS, 1948

Parish or Burgh	Registrations						Sale and storage			Sale			Total			Vehicles		
	Manufacture		Manufacture Sale and storage		Sale and storage		Sale		Total		Vehicles							
	1967	1968	1969	1967	1968	1969	1967	1968	1969	1967	1968	1969	1967	1968	1969			
Arrochar	—	—	—	—	—	—	—	—	—	—	—	—	—	—	—	1	1	1
Bonhill	—	—	—	2	2	2	7	7	8	3	3	3	12	12	13	24	24	25
Cardross	—	—	—	—	—	—	1	1	—	—	—	1	1	1	1	—	—	—
Helensburgh	—	—	—	5	5	2	1	1	2	1	1	—	7	7	4	—	—	—
Cove and Kilcreggan	—	—	—	1	1	1	1	1	1	—	—	—	2	2	2	—	—	—
Rhu	—	—	—	1	1	1	1	1	1	—	—	—	2	2	2	—	—	—
Luss	—	—	—	—	—	—	—	—	—	—	—	—	—	—	—	—	—	—
West Kilpatrick	—	—	—	1	1	1	1	1	1	—	—	—	2	2	2	1	3	4
Bearsden	—	—	—	1	1	1	—	—	—	—	—	—	1	1	1	—	—	—
Milngavie	—	—	—	4	4	4	—	—	—	—	—	1	4	4	5	—	—	—
Kirkintilloch	—	—	—	6	6	4	—	—	2	1	1	1	7	7	7	4	4	3
Cumbernauld	—	—	—	—	—	1	1	1	2	—	—	—	1	1	3	3	3	5
Total	—	—	—	21	21	17	13	13	17	5	5	6	39	39	40	33	35	38

TABLE IV
NUMBER OF DESIGNATED MILKS AND RESULT OF SAMPLES TAKEN

Designation	Number of licences			Number of samples taken			Not complying in respect of						Deficient in butter fat			Total not complying					
	1967	1968	1969	1967	1968	1969	Bacterial count			B. Coli			Bacterial and B. Coli			1967	1968	1969	1967	1968	1969
							1967	1968	1969	1967	1968	1969	1967	1968	1969	1967	1968	1969	1967	1968	1969
Premium	23	23	23	124	129	140	18	10	16	3	3	4	1	2	—	2	1	2	24	16	22
Standard	70	69	66	414	409	426	40	43	40	6	8	5	4	3	5	—	—	—	50	54	50
Pasteurised	5	3	4	40	30	30	—	—	—	2	—	—	—	2	—	—	—	—	2	2	—
Ultra heat treated	—	—	—	—	—	—	—	—	—	—	—	—	—	—	—	—	—	—	—	—	—
Sterilised	—	—	—	—	—	—	—	—	—	—	—	—	—	—	—	—	—	—	—	—	—
Totals	98	95	93	578	568	596	58	53	56	11	11	9	5	7	5	2	1	2	76	72	72

SCHOOL MILKS

Number of samples taken	Not complying in respect of						Deficient in butter fat			Total not complying bacterial phosphatase											
	Bacterial count			B. Coli			Bacterial count and B. Coli			1967 1968 1969											
	1967	1968	1969	1967	1968	1969	1967	1968	1969	1967	1968	1969									
56	60	56	—	—	—	—	3	2	2	—	—	—	—	—	—	—	—	—	3	2	2

produced on the remaining 13 farms is processed by the Milk Marketing Board at their factories.

Considerable improvement of premises and equipment continues at most of the dairy farms. The difficulty experienced by dairy farmers in the recruitment of suitable labour has had the effect of the employment of machinery for milking, storage of milk, and the cleansing of dairy premises.

An average of four visits per year has been made to all milk producers' premises. Samples are taken for chemical and bacteriological examination, also for the presence of Brucellosis in the herd which has been excreted in the milk.

Supplies of milk to schools are regularly sampled and examined both chemically and bacteriologically.

Nuisances

Public Health (Scotland) Act, 1897

Due no doubt to the extensive re-development in progress in the Vale of Leven area, and to the continued improvement to property throughout the County, the number of nuisances requiring service of Intimation under Section 19 of the Public Health (Scotland) Act, 1897, and the service of Notice under Section 20 of the Act, has decreased.

In many instances verbal intimation to owners and factors of property has had the desired effect of abatement.

The number of Intimations under Sections 19 and 20 were 225 and 7 respectively. All nuisances were abated.

Offensive Trades

There are no Offensive Trades within the County.

Offices, Shops and Railway Premises Act, 1963

The inspections carried out for the years under review were:

1967	499	inspections	to	premises,	employing	2148	persons	(901	males,	1247	females)
1968	471	2192	..	(887	males,	1305	females)
1969	295	1405	..	(447	males,	958	females)

With the advent of Burgh status to Cumbernauld, all records under this Act were handed over on February 6, 1969, but have been recorded in the 1968 figure for the County to December 31 of that year.

The accompanying Table gives details as submitted to the Scottish Development Department.

Prevention of Damage by Pests Act, 1949

The continued employment of three rodent operatives in the control and

TABLE V
OFFICES, SHOPS AND RAILWAY PREMISES ACT, 1963

Class of premises	Number of premises registered during the year		Total number of registered premises at end of the year	Number of registered premises inspected during the year					
	67	68		69	67	68	69		
Offices	7	4	—	87	80	44	41	41	23
Retail shops	13	9	7	258	259	221	171	212	170
Wholesale shops and warehouses	2	—	—	7	6	2	5	6	—
Catering establishments and canteens	2	2	1	68	70	59	76	70	69
Fuel storage depots	—	—	—	1	—	—	1	—	—
Totals	24	15	8	421	415	326	294	335	262

eradication of rats and mice has paid handsome dividends in the prevention of large infestations, and in the routine inspections to 'black spots' where repeat infestation takes place. Banks of rivers and streams, coups, wharfs, and other water courses are regularly inspected and treatment commenced where infestation has taken place.

All householders who notify my Department regarding an infestation are given prompt attention. Rodent operatives contact this office every morning and any complaint is given to them for attention. A record of complaints is retained in the Department and is always available for checking purposes.

Resistance to the anti-coagulant poisons is still evident, mostly in the Eastern area of the County.

Private Streets and Footpaths

No notices were served in terms of Section 39 of the Public Health (Scotland) Act, 1897.

Public Conveniences

There are 24 Public Conveniences within the County, the majority of which have part-time attendants. Vandalism is prevalent in the conveniences not fully manned—paint spraying of walls, toilet pans and other fixtures; the removal of water supply services, and defacement of doors, are the most common types of vandalism.

The provision of 'Wayside' toilet units near Loch Lomond at Stuckgowan and Inveruglas has been very successful, supplying a need for the ever increasing number of tourists.

An ultra-modern public convenience is planned at Arrochar to replace the existing one. The village of Arrochar is a very popular and busy centre during the summer season and the existing convenience is inadequate to supply the need required. The proposed convenience is designed to include accommodation for handicapped persons, a first aid room, ladies' powder room, and will be fully 'manned' by both male and female attendants. There will be adjacent parking facilities.

Riding Establishments Act, 1964

All establishments licensed under the Act were inspected during this period.

Rivers Pollution

Oil Pollution

The excellent work carried out by the Clyde Rivers Purification Board and their officials has considerably improved the rivers and streams within the County. Close contact is maintained with the Board and all drainage schemes making use of septic tanks are submitted for their

TABLE VI
 PREVENTION OF DAMAGE BY PESTS ACT, 1949

	Local authority properties		Dwellinghouses		Business or industrial premises		Agricultural properties		Totals		
	1967	1968	1968	1969	1967	1968	1968	1969	1967	1968	1969
Number of properties inspected by the local authority as a result of notification or otherwise	419	376	387		631	737	710		289	249	172
Number of above properties found to be infested	311	275	276		487	529	597		173	191	83
Number of above properties cleared to the satisfaction of the local authority	311	275	276		487	529	597		173	191	83
									1102	1112	1037
									1102	1112	1037

approval. Polluted streams and ditches when noted by members of my staff are fully investigated and whatever remedial measures are necessary are carried out.

The coastline of the County bounding on the Clyde Estuary, including Gareloch and Loch Long extends to over fifty miles.

Oil terminals at Old Kilpatrick, Bowling, Faslane and Finnart all sited within the County have not as yet created problems. However, if oil pollution did occur and the shore-line was polluted, the County have equipment to deal with such a situation. An excellent organisation known as 'Clydespill' has been set up by the Ministry of Defence, local authorities, Clyde Port Authority and the Clyde Rivers Purification Board, which, in emergency, could come into operation with the minimum of delay.

Schools

Schools are inspected throughout the year, special attention being paid to toilets and ablutions. Maintenance and repair is carried out by the County Architect's Department.

Shops Acts, 1950/65

No difficulty has been experienced in the administration of the remaining provisions of the Shops Act. Closing hours have been adhered to in the majority of shops. The small shop, usually staffed by the owner or members of the family, has a tendency to remain open to a late hour, giving a service to the community in the vicinity of the premises. A table within this Report gives a detail of the shops in the County.

Street Lighting

Having for many years had responsibility for the planning, erection and maintenance of public street lighting, it is with a feeling of regret that I 'handed over' this essential public service to the Highways Authority in terms of Part 3 contained in the Local Government (Scotland) Act, 1966.

The official 'hand over' date was May 16, 1967; at the request of the County Road Surveyor the official transfer of technical staff, direct labour, plant and vehicles was November 15, 1967.

I have therefore to report for part of the year 1967 as follows.

Within the County there are six Special Lighting Districts in four of which a direct labour section is employed full-time on maintenance and erection on all forms of Class B lighting. In the remaining districts, namely, Gareloch and Kirkintilloch, private contractors are employed on a yearly contract for maintenance only. All new lighting is contracted out and erection supervised by members of the Department.

All Class A lighting to approved standard is carried out by private contractor and supervision by technical assistants in my Department.

TABLE VII
SHOPS ACTS, 1950/65

	Arrochar	Bonhill	Cardross	Cumber-nauld	Kirkin-tilloch	Kil-maroonock	Luss	Rhu	Rosneath	West Kilpatrick	Totals
Bakers	—	7	2	3	—	—	—	1	—	2	15
Butchers	—	7	2	—	—	—	—	1	—	2	12
Boots and Shoes	—	6	2	3	—	—	—	—	1	7	9
	—	9	5	—	—	—	—	1	1	5	24
	—	8	5	—	—	—	—	1	1	5	20
	—	8	5	—	—	—	—	1	1	5	20
Chemists	—	2	—	2	—	—	—	—	—	—	4
	—	2	—	1	—	—	—	—	—	1	4
	—	2	—	1	—	—	—	—	—	2	4
	—	4	1	2	—	—	—	—	—	3	5
	—	4	1	—	—	—	—	—	—	3	10
	—	4	1	—	—	—	—	—	—	3	8
	—	7	1	—	—	—	—	—	—	3	8
Confections	—	19	7	—	—	—	—	5	—	6	46
Refreshments	3	17	6	5	—	—	—	5	1	6	38
Tobaccos	3	16	6	—	—	—	—	5	1	7	38
Dairies	—	3	1	—	—	—	—	1	—	1	6
	—	3	1	—	—	—	—	1	—	1	5
	—	2	1	—	—	—	—	1	—	1	5
	—	2	1	—	—	—	—	1	—	1	5
Drapers and Clothiers	—	6	4	3	1	—	—	1	—	—	15
	—	6	4	—	—	—	—	1	—	—	11
	—	6	4	—	—	—	—	1	—	—	15
Electrical and TV	—	6	4	—	—	—	—	1	—	—	11
	—	5	—	—	—	—	—	—	—	—	15
	—	6	—	—	—	—	—	—	—	—	11
Fishmonger	—	5	—	—	—	—	—	—	—	—	15
	—	3	—	—	—	—	—	—	—	—	11
	—	3	—	—	—	—	—	—	—	—	15
	—	3	—	—	—	—	—	—	—	—	11
Fish and Chip Shops	—	8	1	3	1	—	—	—	—	—	16
	—	8	1	1	—	—	—	—	—	—	13
	—	7	1	1	—	—	—	—	—	—	12
Furniture	—	2	—	2	—	—	—	—	—	—	5
	—	3	—	—	—	—	—	—	—	—	4
	—	3	—	—	—	—	—	—	—	—	4
Fruiters	—	5	2	2	—	—	—	1	—	1	11
	—	5	2	—	—	—	—	1	—	1	9
	—	4	2	—	—	—	—	1	—	—	7

	Arrochar	Bonhill	Cardross	Cumbernauld	Kirkintilloch	Kilmaronock	Luss	Rhu	Rosneath	West Kilpatrick	Totals
Grocers and General Stores	4	20	14	15	5	2	1	5	3	25	94
Hairdressers	4	19	14	3	5	2	1	5	4	21	78
	4	20	12	3	5	2	1	6	4	18	75
		9	1	3						4	17
		11	2							4	17
Ironmongers and Drysalers ...		10	2							4	16
	1	4	1	2		2				1	11
	1	4	1			2				1	9
	7	5	1							2	9
Licensed		18	7	2			1	3	1	11	41
		17	6				1	4	1	11	40
		16	6				1	4	1	11	39
Newsagents and Stationers	1	11	4	5	1			2		6	30
	1	11	4	1	1			2		9	29
	7	10	4	1	1			2		9	28
Painters		2									2
		2									2
		2									2
Tearooms	2	8		2			1	4			18
	2	8					1	3			15
	3	8					1	3			16
Funeral Undertakers		2									2
		2									2
		2									2
Watchmakers and Jewellers		2									2
		2									2
Miscellaneous	2	13	5	12			1	1	1	13	49
	2	13	4	2	1		1	1	1	10	35
	2	11	4	2	2			1	1	11	34
Totals	13	162	53	66	8	5	4	25	7	85	428
	13	160	53	8	7	5	4	26	8	82	365
	14	152	51	8	8	4	3	25	8	83	356

I must record that in the New Town of Cumbernauld, a section of roadway incorporating fly-overs and interchanges was equipped with 100 ft steel masts, with candelabra type lanterns for light output. This 'first' in the County, and in Scotland, proved very successful, and while the cost was not less than conventional lighting, the result was well beyond normal, and a considerable improvement from methods normally practised.

Tents, Vans, Sheds and Houseboats

The extensive use of camping sites during the summer months continues. Inspections to organised sites were carried out during the season and no serious complaints were encountered.

I am of the opinion that recognised sites, while complying with Bye-laws at present in force, should be required to provide additional facilities for campers using the site. Provision of modern ablutions with ample hot and cold water supplies, clothes washing and drying rooms, would be an advantage, also a service shop to supply the immediate needs of campers.

Water Supplies

Within the period under review, water supplies were examined both for chemical and bacteriological content.

Twenty-six samples of water from supply sources throughout the County were examined on the question of Plumbo Solvency—that is, for the presence of lead in excessive quantity. Samples were obtained at different times of the day, all taken from the same taps in the same premises. Result of analyses disclosed that a greater lead content was present in samples taken first thing in the morning, due to longer retention in the service pipe.

One sample was taken from a new source proposed to supply a farm in the County. The sample was satisfactory and a copy of the Analyst's report was submitted to the Department of Agriculture and Fisheries with a view to the giving of a Grant.

I may say that the County is fortunate in having an ample and satisfactory water supply which I trust will continue to function efficiently. The Lower Clyde Water Board took over officially on May 15, 1968.

	1967	1968	1969
Bacteriological	24	3	6
Chemical	7	2	6
Plumbo Solvency	26	—	—

