

[Report 1955] / Medical Officer of Health, Dunbarton County Council.

Contributors

Dunbartonshire (Scotland). County Council.

Publication/Creation

1955

Persistent URL

<https://wellcomecollection.org/works/pfagxx7w>

License and attribution

You have permission to make copies of this work under a Creative Commons, Attribution license.

This licence permits unrestricted use, distribution, and reproduction in any medium, provided the original author and source are credited. See the Legal Code for further information.

Image source should be attributed as specified in the full catalogue record. If no source is given the image should be attributed to Wellcome Collection.



Wellcome Collection
183 Euston Road
London NW1 2BE UK
T +44 (0)20 7611 8722
E library@wellcomecollection.org
<https://wellcomecollection.org>

A C 4628

COUNTY COUNCIL OF DUNBARTON.



ANNUAL REPORTS

BY

SAMUEL HARVEY, M.B., Ch.B., D.P.H., M.R.C.P.(Edin.)

MEDICAL OFFICER OF HEALTH

THE COUNTY SANITARY INSPECTORS

AND

THE COUNTY ENGINEER

FOR

THE YEAR 1955

SCHOOL REPORT FOR YEAR 1955-56.



Digitized by the Internet Archive
in 2016 with funding from
Wellcome Library

COUNTY COUNCIL OF DUNBARTON.



ANNUAL REPORTS

BY

SAMUEL HARVEY, M.B., Ch.B., D.P.H., M.R.C.P.(Edin.)

MEDICAL OFFICER OF HEALTH

THE COUNTY SANITARY INSPECTORS

AND

THE COUNTY ENGINEER

FOR

THE YEAR 1955

SCHOOL REPORT FOR YEAR 1955-56.

CONTENTS

	PAGE
COUNTY MEDICAL OFFICER OF HEALTH'S REPORT, 1955	11
COUNTY MEDICAL OFFICER'S (SCHOOLS) REPORT, 1955-56	77
SANITARY INSPECTOR'S REPORT (WESTERN AREA), 1955 ...	104
SANITARY INSPECTOR'S REPORT (EASTERN AREA), 1955 ...	132
COUNTY ENGINEER'S REPORT, 1955	150

INDEX

SUBJECT	PAGES	SUBJECT	PAGES
BIRTHS AND BIRTH RATES	11	PREVENTION OF ILLNESS—	
DEATHS AND DEATH RATES	11 & 12	CARE & AFTER CARE—	
INFANTILE MORTALITY -	12	Tuberculosis — Report	
POPULATION - - -	11	by Area Supervising	
		Tuberculosis Physician	24
		Supply of Equipment	26
NATIONAL HEALTH ACT		Statistics - - -	44 to 50
—LOCAL AUTHORITY		Convalescent Homes -	26
FUNCTIONS—			
Statistics - - -	53 to 62		
CARE OF MOTHERS AND			
YOUNG CHILDREN -	13	NATIONAL ASSISTANCE ACT,	
Care of Unmarried		1948—	
Mothers - - -	17	Residential Accommo-	
Clinics - - -	13 & 18	dation - - -	28
Day Nurseries - -	16	Medical Services -	30
Dental Care - - -	15	Homes Inspection -	30
Domestic Helps - -	17	Removals—Sec. 47 -	30
Layettes, &c. - -	16	Care of Property—Sec.	
Maternity Hospitals -	18	48 - - -	30
Premature Infants -	18	Burials—Sec. 50 - -	30
Ultra - Violet Light		Other Handicapped	
Treatment - - -	16	Persons - - -	31
Welfare Foods - -	17		
MIDWIFERY—		WELFARE SERVICES—	
Staff - - - -	19	Blind Persons - - -	31
Gas and Air Analgesia	19	Part III Accommodation	31
Home Confinements -	19	Radio Licences - - -	31
Supervisor's Report -	19	Lunacy - - - -	32
HEALTH VISITING—		OTHER HEALTH SERVICES—	
Staff - - - -	20	Factories Acts, 1937-	
General Review - - -	20	1948 - - - -	70 & 71
		Food Supply - - -	28
HOME NURSING—		Health Education -	33
Staff - - - -	21	Housing — Building	
		Progress - - - -	35
		Housing — Representa-	
		tions—1950 Act -	35
VACCINATION & IMMUNISA-		Infectious Disease, con-	
TION - - - -	22	trol of - - - -	27
Statistics - - - -	42 & 43	Meteorology - - -	35
		Nurses and Child	
		Minders Regulations	
DOMESTIC HELP—		Act, 1948 - - -	28
Staff - - - -	23	Port Health Adminis-	
		tration - - - -	28
		Rivers Pollution - -	34
		Water Supply - - -	34

*To the Department of Health for Scotland and the County
Council of the County of Dunbarton.*

LADIES AND GENTLEMEN,

I beg to submit the Annual Report on the Health and Sanitary Conditions of the County for the year 1955, together with the Report on the Medical Inspection and Treatment of School Children for the year ended 31st July, 1956.

I am, Ladies and Gentlemen,

Your obedient servant,

SAMUEL HARVEY,
Medical Officer of Health.

COUNTY HEALTH DEPARTMENT,
88 COLLEGE STREET,
DUMBARTON.

County of Dunbarton : Public Health Department

List of Staff as at 31st December, 1955

County Medical Officer of Health

S. HARVEY, M.B., Ch.B., D.P.H., M.R.C.P.(Edin.).

Depute County Medical Officer of Health

ALAN A. GILMOUR, M.D., D.P.H.

Assistant County Medical Officers of Health and School Medical Officers

IAIN MACLEOD, M.B., Ch.B., D.P.H.

AGNES W. O'GORMAN, L.R.C.P. & S., D.P.H.

CHRISTINE L. H. NOBLE, M.B., Ch.B.

Chief Welfare Officer

GEORGE McCORKINDALE.

Chief Dental Officer

F. A. CASSIDY, L.D.S., D.D.S.(McGill).

Dental Surgeons

Miss E. McKENDRICK, L.D.S.

Mrs. M. W. DINN, L.D.S.

Miss DOROTHY EDWARD, L.D.S.

Mr. THOMAS HAMILTON, L.D.S.

Mr. JAMES H. FERGUSON, L.D.S.

Miss HELEN M. GALE, B.D.S.

Mr. RICHARD DOCHERTY, L.D.S.

Mr. HAROLD STOLL, L.D.S.

Miss SYBIL MUIRIE, L.D.S.

Miss MARY E. MacKENZIE, L.D.S.

Senior Dental Technician

JAMES FYFE.

Superintendent of Nurses

Miss CATHERINE T. GAVIN.

Audiometrician

Miss CHRIS. P. ROGERS.

Health Visitors and School Nurses

C. S. L. KING.	A. M. LEITCH.*
K. S. STEVENSON.	M. G. MACDONALD.*
C. DEMPSEY.	J. P. SCOTT.
A. GEE.	A. F. McLELLAN.
M. MILLER.	E. R. McLETCHIE.
M. L. CALLAGHAN.	A. TAYLOR.
M. W. CHRISTIE.	M. GILMOUR.
E. M. RANKIN.	E. T. CRAWFORD.
M. CALLANDER.	A. JOHNSTON.
E. A. SANDILANDS.	J. P. McHAFFIE.
M. MARTIN.*	C. SCOBIE.
F. MacNICOL.*	M. MACDONALD.
B. JOHNSTONE.*	W. CAFFEL.
J. CLARK.*	A. McCANN.
M. E. MacINNES.*	C. ALLISON.

*Home nurses employed part-time Health Visiting in Rural Areas.

Midwives

J. R. RITCHIE.	MARGARET MACDONALD.
J. WATERHOUSE.	

Home Nurses

MARION MACDONALD.	ELIZABETH SMITH.
MARY PEATTIE.	BELL JOHNSTONE.
JOAN E. PHILLIPS.	MARGT. G. MACDONALD
JESSIE A. MACRAE.	MARY M. MARTIN.
MARGT. BARROWMAN.	MARGARET E. MacINNES.
JEAN J. CRAWFORD.	JESSIE P. ROBERTSON.
ANNIE M. LEITCH.	FLORA MacNICOL.
JANET S. CLARK.	JOHNANNA HEATH.
CATH. M. DAVIDSON.	JEAN B. Y. SHARP.
AGNES G. KEAN.	VIOLET BELL.

Central Office Staff

Chief Clerk—L. McGOUGAN, D.P.A., C.S.W.
Home Help Supervisor—M. McKEAN.

Clerical Staff

ELIZABETH C. LANG.	MARGARET WEIR.
MARY M. BUCHANAN.	ELIZ. MacFARLANE.
WILLIAM B. GILLILAND.	PATRICIA GRUMLEY.
ROBERT LIVINGSTONE.	MARY BALLANTINE.
ELIZABETH McLEAN.	JESSIE OLIVER.
BARBARA HOLLORAN.	JUNE SINGLETON.

MEDICAL OFFICER'S REPORT

FOR YEAR 1955.

VITAL STATISTICS.

Population.—The Registrar-General estimated that the population at the middle of 1955 was 96,416, an increase of 843 over the previous year. Comparative figures for the previous five years are as follows:—

<i>Year</i>		<i>Estimated Population</i>	<i>Year</i>		<i>Estimated Population</i>
1950	-	95,358	1953	-	96,001
1951	-	95,581	1954	-	95,573
1952	-	96,052			

Births and Birth Rates.—The total number of live births registered in the County during 1955 was 1,336—57 more than in 1954. 564 births were transferred *out* and 917 were transferred *in*, so that the net County total was, therefore, 1,689 (889 males—800 females), an increase of 5 over the 1954 figures. The number of still-births registered in the County was 31, but, after allowing for 23 transferred *out* and 28 transferred *in*, the net County total was 36 (19 males—17 females), an increase of 1 on 1954 figures. Of the 1,689 live births, 56 were illegitimate, giving a rate of 3.3 per 100 live births. The corrected live-birth rate was 17.5 per 1,000 of the population compared with 17.6 in 1954. The still-birth rate was 21 per 1,000 births (including still-births) compared with 20 in 1954.

Deaths and Death Rates.—The number of deaths registered in the County was 1,012 compared with 961 in 1954. 206

registrations were transferred *out* and 345 were transferred *in*, so that the net County total was 1,151 (581 males and 570 females), giving a death rate per 1,000 of the population of 11.9 compared with 11.6 in 1954. 93 persons (44 males and 49 females) had attained the age of 85 or over at the time of death.

Infantile Mortality.—Total number of deaths of children under one year was 44 (28 males and 16 females), a decrease of 7 over the 1954 figure. This gave an Infantile Mortality Rate of 26 per 1,000 live births against a rate of 31 in 1954. Causes of Death are shown in Table 2 on page 37. Of the 41 deaths under one year old, 26 were aged under four weeks.

Deaths from Infectious Diseases.—Deaths from principal epidemic diseases during 1955 totalled 7, made up as follows: Meningococcal infections 1, Scarlet Fever 1, and Influenza 5.

Deaths from Tuberculosis.—During 1955, 18 deaths occurred from tuberculosis (13 males and 5 females), an increase of 3 from 1954 figures. Of the 18 deaths recorded, 17 were due to respiratory tuberculosis, giving a death rate of 0.18 per 1,000 of population compared with 0.15 in 1954. Deaths from other forms of tuberculosis numbered 1 (1 female), the same as in 1954. The death rate for all forms of tuberculosis was 0.19 per 1,000 of population in 1955 compared with 0.16 in 1954.

Deaths from Pneumonia.—27 deaths from pneumonia were recorded in 1955, which included 1 in the new-born. Comparative figures for 1954 were 26 (1 in the new-born).

Deaths from Cancer.—Cancer caused 193 deaths (92 males and 101 females) in 1955. Comparative figures for 1954 were 214 (116 males and 98 females), representing a decrease of 21 from 1954 figures, which, although slight, was nevertheless welcome.

NATIONAL HEALTH SERVICE (SCOTLAND) ACT,

1947.

SECTION 22.

CARE OF MOTHERS AND YOUNG
CHILDREN.

Births.—1,689 births were notified during the year, of which approximately 50 per cent. were confined in Maternity Hospitals or Nursing Homes. Details of admissions to Maternity Hospitals are referred to later in the Report.

Child Welfare Clinics.—There were 20 clinic sessions conducted weekly in 13 clinics in the County, 10 of which had both Child Welfare Medical Officer and nurse in attendance. The remaining 10 sessions were conducted by nurses only and were weighing and advisory.

The number of children brought to clinics increased appreciably (5,354 compared to 4,117 in 1954), although attendances did not increase proportionately.

There is no doubt that the baby clinic is now a well-established meeting centre for the mothers of this and future generations. The very early age at which the babies are brought to the clinic lends itself to correspondingly early diagnosis and treatment of any defects, and there are several instances every year where this has occurred. The reassurance and educative values of these clinics is of paramount importance.

Ante-Natal Clinics.—The local authority does not have ante-natal sessions at clinics as such, though, on request, appropriate advice is given to the expectant and nursing mother.

The Area Obstetrician and Gynæcologist is afforded clinic facilities and in the following clinics weekly sessions are held

in respect of patients entering either of the two Maternity Hospitals and for advisory purposes.

<i>Clinic.</i>	<i>Days.</i>	<i>Times.</i>
Hartfield Clinic, Dumbarton	Tuesday and Friday	1.30 p.m. - 4 p.m.
Bank Street Clinic, Alexandria	Thursday	9.30 a.m. - 12.30 p.m.
Clinic, East King St., Helensburgh	Monday	9.30 a.m. - 12.30 p.m.
Whitecrook Clinic, Clydebank	Wednesday and Friday	9.30 a.m. - 12.30 p.m.

General practitioners have been offered clinic facilities on more than one occasion for the express purpose of conducting ante-natal and post-natal sessions of patients booked for home confinements. This offer has not been accepted, although in some areas the general practitioner holds ante-natal sessions in his own surgery and these are attended by the Local Authority midwife booked for the cases.

MATERNITY AND CHILD WELFARE.

DENTAL SERVICE.

The number of mothers seeking dental treatment indicates a 37 per cent. increase over that for the previous year. There has also been a 44 per cent. increase in the number of artificial dentures supplied.

While more teeth have been conserved by means of "fillings," it is obvious that this type of treatment is not so popular. Many mothers requesting treatment do so not from any general health view-point but rather on æsthetic grounds. Some years ago, the wearers of artificial dentures were loathe to disclose the fact to others; to-day, most wearers of artificial dentures invite comment on how natural they appear.

There is much evidence to prove that modern plastic dentures have created a willingness in many to part with their natural teeth long before such a procedure is necessary. It is possible that this attitude may have an adverse effect on our efforts to instil in the school child an appreciation of a sound natural dentition and the care necessary for its retention.

Administrations of general anæsthetics for the removal of teeth in the pre-school children were on a par with the figure for 1954 despite the fact that due to Poliomyelitis no general anæsthetics were administered for several weeks.

Conservation of the teeth of the pre-school children showed a decrease as against the figures for 1954.

F. A. CASSIDY.

U.V.L. Treatment.

U.V.L. treatment was available at most Child Welfare Clinics and the number of children treated was 99. Details of cases were as follows:—

	No. of Patients	Improved	Unchanged
General Debility - - - -	51	44	7
Glands - - - -	4	1	3
Chests—Bronchitis, &c. -	21	16	5
Others - - - -	23	17	6

Provision of Layettes and Maternity Packs.

(a) *Layettes*.—82½ layettes, each costing the Authority £3, were supplied during the year at a charge as shown in Table 4 on page 37.

(b) *Maternity Packs*.—744 maternity packs, each costing 11s. 3d., were supplied free of charge to all home confinement cases. Annual cost to the Authority was, therefore, approximately £418.

Day Nurseries.

(a) *Alexandria Day Nursery* (40 Places).—Plans for adaptation and extension of this nursery were advanced by the end of the year and it is hoped to have an additional 20 places by the end of 1956.

With good prospects of employment in the area, particularly at the industrial estate nearby, the waiting list for admission remained large (223).

Priority places were, of course, retained for children of persons so classified, e.g., ill, separated, or unmarried.

(b) *Helensburgh Day Nursery* (31 Places).—The waiting list in this nursery was also large (40), but with less employment prospects in industry than in Alexandria, matters were not so acute in this respect.

Residential Nurseries.

There are no Residential Nurseries within the County

Care of Unmarried Mothers.

During the year one case was admitted to the Salvation Army Home in Glasgow in conformity with agency arrangements. The County Children's Officer was advised of this admission in the event of adoption possibly arising.

Domestic Help.

Domestic help was given at 126 confinements during the year, which was a decrease from 1954 figures (135).

Welfare Foods—Proprietary Brands.

Certain proprietary brands of milk foods were supplied at Child Welfare Clinics at a charge of 2s. 9d. or 2s. 6d. per packet. The scheme, in terms of finance, cost the Authority little, but it was felt that the nursing time taken up in distribution was not worthwhile, and consideration was being given to the cessation of this service in the near future. During the year 2,237 packets of Cow & Gate and 1,251 packets of Ostermilk were issued.

Issue of National Dried Milk, Orange Juice, &c.

Quantities of these foods issued during 1955 were as follows:—

National Dried Milk	-	-	79,235 tins.
Cod Liver Oil	-	-	14,811 bottles.
A. & D. Vitamin Pills	-	-	3,534 packets.
Orange Juice	-	-	58,918 bottles.

No comparative figures for 1954 are available, as Local Authorities only assumed this work from the Ministry of Food in June of that year.

An analysis of the distribution, however, indicates that the level of uptake shows little difference from the days of the Food Ministry, and it is certain that, apart from National Dried Milk, nowhere near the maximum entitlement of Cod Liver Oil, Orange Juice and Vitamin Tablets was taken up.

Table 5 facing page 36 shows the various distribution centres and available times.

Provision of New Clinics.

At the end of the year the new clinic at Milngavie was virtually completed and was expected to be in operation around February of 1956.

The projected clinic at Goldenhill (Duntocher) remained at the planning stage, and with capital expenditure restrictions likely, it seemed that this project would be further delayed.

Existing accommodation for the Child Welfare Clinic in a Church Hall was quite unsuitable, and, if the new clinic is to be delayed unduly, it would seem that alternative temporary accommodation will have to be sought.

Premature Infants.

Braeholm Maternity Hospital, Helensburgh, operated the "Flying Squad" Service for premature infants born at home.

Admissions to Maternity Hospitals.

Overtoun Hospital, Dumbarton, and Braeholm Hospital, Helensburgh, had the bulk of cases during the year, at least from Milngavie, Bearsden and westward. In the Kirkintilloch, Cumbernauld and Eastern areas of the County cases were admitted to Glasgow and Stirlingshire hospitals.

Details of cases admitted to Overtoun, Braeholm and Royal Maternity Hospital, Glasgow, are shown in Tables 6 and 7 on pages 38 and 39.

SECTION 23.

MIDWIFERY.

Staff.

Notice of Intention to Practise in 1955 was received from 51 midwives, categorised as follows:—

Domiciliary—Directly employed by Local Authority	3
Domiciliary — Contractually employed by Local Authority - - - - -	7
District Nurse/Midwives directly employed by Local Authority - - - - -	23
Hospital Midwives—Braeholm - - - - -	17
Maternity Nurses—Private - - - - -	1
	—
	51
	—

Home Confinements.

Home confinements numbered 739, approximately half of all births taking place.

Analgesia.

Every midwife has had for some years now a Minnitt Gas Air Machine and is trained in its use. Consideration was being given at the year's end to the purchase of Trilene Analgesia Apparatus and arrangements were on hand for midwives to attend the necessary training courses.

Supervision of Midwives.

Routine supervision of conduct of cases was continued during the year and no complaints recorded.

Three of the County midwives were employed as Tutor Midwives for training of pupils from Overtoun and Braeholm Maternity Hospitals.

Cases discharged from local Maternity Hospitals requiring further attention were notified to midwives who then completed the puerperium.

SECTION 24.

HEALTH VISITING.

Staffing.

At 31st December, 1955, the Health Visiting strength was as follows:—

*Whole Time	-	-	-	-	17
†Part Time	-	-	-	-	7

*All Whole Time Nurses are also School Nurses.

†Rural District Nurses acting as Health Visitors.

At the end of the year the Health Visiting establishment was complete, although recruitment remained difficult.

At the present standard of one Health Visitor per 2,500 of the population (as yet not adopted by the Authority) we are very short of staff, but in view of the shortage of trained personnel, there is no point in having a target meantime unattainable.

The training scheme adopted a few years ago, which allows of recruitment of unqualified Health Visitors and their attendance at an approved training course leading to the certificate, has been of great assistance and four members of existing staff have so qualified.

Clinics.

Attendance at clinics maintained a fairly high average throughout the year. Continuous thought is given to area needs as housing estates move away from town centres, and it is expected that temporary provision will be made in some districts during the coming year.

Health Visiting.

The number of visits made again showed an increase, over 28,000 visits to homes being paid in 1955. While the bulk of such visits were to babies and pre-school children, almost 6,000 were to tuberculosis cases, aged, domestic help and others.

SECTION 25.

HOME NURSING.

Staff.

At the end of 1955 there were 20 Whole Time Nurses and 1 Part Time Nurse employed, of whom 20 were midwives.

Transport.

17 motor cars were provided by the Authority and in 2 cases a mileage rate was payable to private car owners. 2 areas, Old Kilpatrick and Duntocher, did not have nursing cars, but it was hoped that, with the increase of work and distances involved, both areas would eventually be given transport.

Housing.

At the end of the year the housing position of District Nursing Staff was as follows :—

In Houses owned by Authority	-	7
In Houses rented by Authority	-	8
In Houses owned/rented privately		6

General.

The work of the District Nurses steadily increased throughout the year, particularly with the aged and chronic sick, and the Nursing Superintendent reported her complete satisfaction with the standard of work achieved. Total visits to patients reached the high total of 43,186, of which no less than 21,020 were to patients of pensionable age.

Over 300 home confinements were conducted by District Nurse/Midwives.

SECTION 26.

VACCINATION AND IMMUNISATION.

Vaccination Against Smallpox.

Once more I have to report that the vaccination rate was much too low for safety, and it would seem that, like diphtheria, the low incidence of the disease itself engenders a sense of false security in the minds of parents.

In the year under review, primary vaccinations totalled 723 (782 in 1954) while revaccinations numbered 190 (198 in 1954). When viewed against the number of births in the County (1,689 in 1955) the dangerously low vaccination rate becomes evident.

Diphtheria Immunisation.

As in smallpox vaccination, immunisation rates were far from satisfactory, despite all attempts by nurses, posters and press publicity.

During the year, 1,112 children were given a full course of immunisation (1,508 in 1954) and 1,128 were given a maintenance or "booster" injection (2,422 in 1954).

SECTION 28.

DOMESTIC HELP SCHEME.

Staff.

Total Domestic Helps employed at the end of the year numbered 163, as against 148 in 1954. Helps employed on a part-time basis showed the greatest increase to 153 (137 in 1954).

Help was provided to 695 households, of which 126 were for confinements at home or following hospital confinements.

Of the total of 695 households given assistance, no less than 468 involved old people, and many expressions of appreciation were received for services rendered.

I am well aware that the limited daily help given to old people does not wholly meet the needs in many cases, particularly in the evening, and this is a matter which will require some further thought and action very soon.

In cases of chronic illness in the aged, Local Authorities generally consider that the hospital service should meet the needs rather than evening or night domestic helps. In practice, the already overburdened hospital service does not meet the need, and in many instances, persons when admitted to hospital, have been found *not* to require hospital treatment in the true sense but simply the care and attention that an unqualified person could give.

This type of borderline case may therefore require Local Authority accommodation in a Home for the Aged, but we come up against the very natural reluctance on the part of the old person to give up his/her own home. There is no doubt that the bulk of the old people prefer to stay in their own homes, or in specially constructed Local Authority houses, and so with the part-time services of a Home Help remain "King of the Castle."

It is clear, therefore, that the future pattern of services, whether it be Home Help, Special Houses, Residential Homes, or Hospital, will have to be considered as a whole.

SECTION 27.

PREVENTION OF ILLNESS, CARE AND
AFTER-CARE.*Tuberculosis.*

The Area Chest Physician, Dr. J. P. M. McCarey, has kindly provided the following area basis figures showing incidence and treatment of Tuberculosis cases:—

Landward Area.

- 88 Respiratory cases came to notice, 68 notifications, 20 transfers-in.
- 9 Non-respiratory cases came to notice, all notifications
- 13 Deaths (12 respiratory and 1 non-respiratory).
- 47 cases granted extra nourishment.

Kirkintilloch.

- 25 Respiratory cases came to notice, 21 notifications, and 4 transfers-in.
- 6 Non-respiratory cases came to notice, all notifications.
- 2 Respiratory deaths.
- 20 cases granted extra nourishment.

Milngavie.

- 11 Respiratory cases came to notice, all notifications.
- 4 Non-respiratory cases came to notice, all notifications.
- 2 Respiratory deaths.
- 4 cases granted extra nourishment.

Helensburgh.

- 10 Respiratory cases came to notice, 7 notifications, and 3 transfers-in. No Non-respiratory cases came to notice.
- 1 Respiratory death.
- 7 cases granted extra nourishment.

Cove and Kilcreggan.

No Respiratory cases came to notice.

No Non-respiratory cases came to notice.

No Deaths occurred during the year.

1 case granted extra nourishment.

Contacts.

297 X-ray examinations of contacts were carried out during the year, 2 of these contacts were found to be infected and received hospital treatment.

Rehabilitation.

No return for the year 1955 was made to the Department of Health. Contact with the Ministry of Labour Employment Exchanges was maintained to assist in the rehabilitation of patients and in the registration under the Disabled Persons (Employment) Act, 1944.

Housing.

22 houses in the County Landward Area were allocated to applicants during the year on special grounds where Tuberculosis existed in the household.

B.C.G. Vaccination.

Contacts.—During the year 251 contacts were given a partial or completed course of B.C.G. vaccination.

Special Groups—School Leavers.—1,076 were given a partial or complete course during the year.

Mass Radiography.

In the period 25th April to 2nd May, 1955, a mass radiography survey was carried out in the Kirkintilloch area. A total of 1,465 (963 men and 502 women) were X-rayed either at work or at public sessions, and of this number 4 were found to be suffering from active tuberculosis and 5 from query active tuberculosis.

In the report covering the survey, the Director of the Mass Radiography Service stated that results obtained compared more or less on an average with results obtained elsewhere in the country.

The helpful co-operation of the Ministry of Labour and industrial undertakings in the area is readily acknowledged.

OTHER SERVICES.

Issue of Medical Equipment.

The Authority maintains what is now a large and comprehensive range of medical equipment, which is issued on request from family practitioners.

Included in this range of equipment are invalid chairs, air beds, waterproof sheeting, air cushions, tripod sticks, and bed-pans. These items are issued on loan, free of charge, through District Nurses.

Convalescent Homes.

(a) *Ardgare Home, Shandon*, with 25 beds for children of school age, was fully in operation in 1955 and details of admissions and discharges can be found in Table 13 on page 50.

(b) *Cardross Park Home, Cardross*, which is run primarily as a Children's Home under the Children Act, admitted pre-school cases from the Public Health Department for spells of convalescent care or course of B.C.G. vaccinations.

(c) *Other Convalescent Homes.*—Admissions to other Homes outwith the County were also arranged, as can be seen in Table 13 on page 50.

CONTROL OF INFECTIOUS DISEASES.

General.—An over-all reduction in cases notified was again recorded during the year.

Scarlet Fever.—98 cases, of whom 78 were hospitalised, were notified during 1955, a reduction from 125 cases (102 cases hospitalised) in 1954.

Diphtheria.—As mentioned elsewhere, no cases occurred during the year, against 1 in 1954.

Erysipelas.—7 cases were notified during the year, against 10 in 1954.

Primary Pneumonia.—101 cases (64 hospitalised) were notified in 1955, against 109 (71 hospitalised) in 1954.

Cerebro-Spinal Fever.—6 cases were notified (all hospitalised) during the year, compared to only 1 case in 1954.

Smallpox.—For the sixth consecutive year, no cases of this disease were notified.

Poliomyelitis.—8 cases (all hospitalised) were notified in 1955, against 2 in 1954 and 9 in 1953.

Whooping Cough.—Only 14 cases were officially notified, though no doubt a great many more occurred.

Closure of Schools.—It was not found necessary to close any schools during the course of the year.

NURSERIES AND CHILD MINDERS REGULATIONS, 1948.

No applications were received in respect of premises during 1955, and no intimations received from Child Minders.

PORT HEALTH ADMINISTRATION. C.

During the course of the year 1955, 100 oil tankers berthed at Finnart, for which the usual port health facilities were provided.

In respect of ships berthing elsewhere on the Clyde within the County area, services were carried out on our behalf by Glasgow Corporation.

FOOD SUPPLY. D.

The Sanitary Inspector's portions of the Report deal with this subject.

MISCELLANEOUS. E.

NATIONAL ASSISTANCE ACT, 1948.

Residential Accommodation.

In March of 1955, Leven Cottage, Alexandria—14 beds—was opened and within a month or two was fully occupied. This Home, the first to be directly controlled and operated by the Authority, is situated centrally in the town within easy reach of bowling greens, cinemas and other places of entertainment, and in no time at all became an integral part of the community.

Accommodation is available for both sexes comprising 5 single bedrooms, 3 double bedrooms, and one 3-bedded room. Ideally, it is felt that single bedrooms should be available to all, but in this Home, which was, in fact, experimental, the

available room space was fixed in advance as the building was a normal block of Blackburn (Dumbarton) Ltd., 4 x 4 apartment houses, with slight adaptation for use as one Home.

The economics of running what was essentially a small Home was a matter of great interest to the Department of Health and other Local Authorities, and the Department of Health, in their Annual Report, drew attention to the project.

In the event, the running costs to the end of the year compared favourably with Homes erected elsewhere, due in the main to lower staff costs in a small modern house of this type.

There are at the moment no plans for repeating a small Home of this nature, though, if circumstances in certain areas so dictate, the project may be considered. The greatest single advantage, in my opinion, to this type of Home, as opposed to the general tendency to purchase old houses "out in the country" and re-adapt, is its placing within any area, possibly as part of the normal housing development. I feel that by doing this, the old people are in the centre of community activities and within reasonable distance of their life-long friends and associations.

Homes under Construction.

The second of the Local Authority Homes at Milton by Bowling was under construction at the end of the year, and will accommodate 25 persons when completed.

This building, which has been designed by the Local Authority, is pleasantly situated overlooking the River Clyde and is flanked on either side by specially designed houses for the aged.

The Home is expected to be ready for occupancy early in 1957, and although priority of admission has been agreed for residents of West Kilpatrick Parish (Milton, Bowling, Old Kilpatrick, Duntocher and Hardgate) it is not anticipated that sufficient demand from these areas will exist.

Central Hospital, Dumbarton.

Part III Accommodation at this hospital (formerly Townend) was extensively utilised during the year, and at the

year's end there were 30 County cases, plus 3 in other institutions outwith the area.

Medical Supervision and Services.

This was provided both at Central Hospital and Leven Cottage.

Registration and Inspection of Homes for the Aged and Disabled.

An application was received from the Church of Scotland Authorities in respect of Clydeview Eventide Home, Helensburgh, and following inspection and examination, registration was granted in terms of the Act.

Removals (Section 47).

No removals of a compulsory nature were necessary during the year.

Care of Property (Section 48).

Arrangements for care of property of persons removed to hospital or Part III Accommodation were made as required.

Burials (Section 50).

During the year 10 burials were paid for by the Local Authority.

SECTION 29.

WELFARE SERVICES.

The following report has been provided by Mr. G. McCorkindale, Chief Welfare Officer, covering the period May, 1955, to May, 1956:—

(a) *Blind Persons' Act.*

During the year 17 persons were certified blind and 5 others examined and found not certifiable. 5 blind workers were paid travelling expenses amounting to £55 6s. 6d. Registered blind persons at 31st March, 1956, numbered 137, compared with 136 at 31st March, 1955.

(b) *Part III Accommodation.*

CENTRAL HOSPITAL, DUMBARTON.

No. of cases at 15th May, 1955	-	35
No. admitted during the year	- -	26
		—
		61
No. of deaths or discharges	- - -	32
		—
No. of cases resident at 15th May, 1956		29
		—

Welfare of the Handicapped.

During the past year it has been possible to provide some Recreational Therapy to handicapped persons, and at 15th May, 1956, there were 4 males and 8 females receiving instruction. Cost of materials provided was £27 os. 6d. Some further extension of these services is anticipated during the coming year.

Radio Licences (Wireless Telegraphy (Blind Persons Facilities) Act, 1926).

During the year 1955, 8 certificates were issued to registered blind persons.

MENTAL HEALTH SERVICES.

Lunatics and Mental Defectives under Supervision.

	<i>Males</i>	<i>Females</i>
Boarded-out Lunatics - -	3	2
Boarded-out Mental Defectives	7	10

Allowances Paid to Guardians.

Lunatics - - -	£354 18 0	(Recoverable from Regional Hospital Board).
Clothing Allowance	5 0 0	
	£359 18 0	
Mental Defectives - - -	£1,270 5 0	
Clothing Allowance, &c. - -	24 13 0	
	£1,294 18 0	

Awaiting Admission to Certified Institutions.

On waiting list at 15th May, 1955 - - -	12
Reported during the year - - -	1
	13
Admitted during the year - - -	1
	12
On waiting list at 15th May, 1956 - - -	12

Notified by Education Committee.

13 cases were notified by the Education Committee of children attending Special Schools who had attained 16 years of age. One child was removed to a Certified Institution, 1 placed under the guardianship of her father and, as the parents of the remaining 11 cases did not wish any action taken, and as the home circumstances were satisfactory, they remain in the care of the parents.

The General Board of Control called for reports on the home conditions of 38 patients who are presently detained in Certified Institutions.

Lunacy.

During the course of 1955, 36 persons were certified under the Lunacy Acts and removed to institutions. Area details and age distribution of these cases was as follows:—

AREAS.

Rhu (Burghal and Landward)	-	-	-	-	6
Parish of Bonhill	-	-	-	-	21
West Kilpatrick	-	-	-	-	1
East Kilpatrick	-	-	-	-	3
Kirkintilloch (Burghal and Landward)	-	-	-	-	3
Parish of Cumbernauld	-	-	-	-	2
					—
					36
					—

AGE DISTRIBUTION.

0 — 15 years	-	-	-	-	—
16 — 25 „	-	-	-	-	3
26 — 40 „	-	-	-	-	7
41 — 60 „	-	-	-	-	12
61 — 80 „	-	-	-	-	12
81 + „	-	-	-	-	2
					—
					36
					—

NURSING HOMES REGULATIONS (SCOTLAND) ACT, 1938.

There are no registered Nursing Homes in the area.

HEALTH EDUCATION.

No specific propaganda campaign was undertaken during the year. Through the medium of press publicity, speakers provided to organisations, and literature distribution, a steady amount of Health Education was, however, carried out.

GENERAL SANITATION.

Water Supplies.

Routine sampling of the various public and private supplies continued as usual and the results were satisfactory.

A request from the Burgh of Helensburgh regarding chlorination of the supply was investigated and a recommendation made that chlorination be effected.

Further investigation with regard to the fluorine content of the various water supplies was completed, with the following results:—

Finlas	-	-	-	-	0.05	parts	per	million
Carman	-	-	-	-	0.05	„	„	„
Luss Water	-	-	-	-	0.05	„	„	„
Arrochar	-	-	-	-	0.05	„	„	„
Whistlefield	-	-	-	-	0.1	„	„	„
Auchengaich	-	-	-	-	0.05	„	„	„
Rhu	-	-	-	-	0.0	„	„	„
Kirkintilloch	-	-	-	-	0.1	„	„	„

I firmly believe in the value to dental health of fluoridisation of public water supplies to the level of 1 part per million and hope that permission will in the relatively near future be granted to carry out a suitable scheme.

Rivers Pollution.

River Bothlyn.—This river, apart from its pollution in Lanarkshire, was being heavily polluted by the liquor discharged from the Gas Works at Kirkintilloch. On inspection it was obvious that the filters required attention and this the Gas Works undertook to do.

River Luggie.—A complaint from the Waterside Angling Improvement Association alleging that fish were being killed, possibly by the use of selective weed killer, showed that such a possibility was feasible. Certain compounds based on M.C.P.A. may have been used and these, if spread and handled by an inexperienced operator, could have been the lethal factor.

River Allander.—This perpetual source of nuisance was again followed up, but it seems obvious that—on the assumption that the Works are recovering as much as possible—nothing of a remedial nature can be suggested.

HOUSING.

On page 63 Table 34 gives the progress made during the year in erection of new houses.

While this number may seem large at first sight, the waiting lists did not appreciably diminish to any great extent, due principally to newly-weds applying for rehousing by the Council.

The number and area location of houses condemned as unfit for human habitation is shown on pages 64 to 68 in Table 35.

METEOROLOGY.

I am indebted to the various Water Engineers and Superintendents for the information contained in Table 36 on page 69.

COUNTY OF DUNBARTON (INCLUDING SMALL BURGHS).

TABLE I.—VITAL STATISTICS COMPILED FROM INFORMATION SUPPLIED BY THE REGISTRAR GENERAL.

	Number Registered in District.	Transfers.		Corrected Number.			Rate per 1000 of Estimated Population (Both Sexes).
		Out.	In.	Both Sexes.	Males.	Females.	
Births (including Illegitimate), ...	1336	564	917	1689	889	800	17.5
Births (Illegitimate), ...	52	22	26	56	35	21	23.3
Births (still births), ...	31	23	28	36	19	17	32.1
Marriages, ...	682	—	—	—	—	—	7.1
Deaths—							
All Causes, ...	1012	206	345	1151	581	570	* 11.9
Tuberculosis (All Forms), ...	—	—	—	18	13	5	0.19
Tuberculosis (Respiratory System), ...	—	—	—	17	13	4	0.18
Principal Epidemic Diseases, ¹	—	—	—	7	2	5	0.07
Children aged under One Year,	—	—	—	44	28	16	4.26
" " " Four Weeks	—	—	—	26	16	10	4.15

¹ Typhoid Fever, Meningococcal Infections, Scarlet Fever, Whooping Cough, Diphtheria, Influenza and Measles.

² Rate per 100 Live Births.

³ Rate per 1000 Total Births (including Still-Births).

⁴ Rate per 1000 Live Births.

* Rate adjusted for Age and Sex distribution = 11.6.

TABLE 3.

COUNTY OF DUNBARTON (EXCLUDING LARGE BURGHs)—STATEMENT OF CAUSES OF DEATH (CORRECTED FOR TRANSFERS), FOR 1955 COMPILED FROM FIGURES SUPPLIED BY THE REGISTRAR-GENERAL.

CAUSES OF DEATH		ALL AGES	Under 1 year	1-4 years	5-9 years	10-14 years	15-24 years	25-34 years	35-44 years	45-54 years	55-64 years	65-74 years	75-84 years	85 yrs over
Infectious and Parasitic Diseases	M.	17	3	2	1	1	1	1	1	—	2	1	5	2
Cancer—Malignant Tumours	F.	18	1	1	—	—	1	1	7	10	1	21	7	1
Tumours—Non-Malignant or not Defined	F.	92	—	—	—	—	2	2	7	10	21	24	22	5
Veneral Diseases	M.	101	—	—	—	—	—	—	1	1	1	—	1	—
Anaemias	F.	2	—	—	—	—	—	—	—	—	—	1	—	—
Diabetes Mellitus	M.	3	—	—	—	—	—	—	—	—	—	1	2	—
Tuberculosis—Respiratory	F.	6	—	—	—	—	—	—	—	1	2	1	1	—
Tuberculosis—Non-Respiratory	M.	13	—	—	—	—	1	2	3	4	3	2	1	—
General Diseases	F.	4	—	—	—	—	—	—	—	—	—	—	—	—
Diseases of Nervous System—Vascular	M.	1	1	—	—	—	1	—	—	2	—	1	1	—
Diseases of Nervous System—Non-Vascular	F.	5	—	—	—	—	—	—	—	—	—	—	—	—
Diseases of Circulatory System	M.	7	—	—	—	—	—	—	—	1	2	1	3	—
Diseases of Digestive System	F.	80	—	—	—	—	—	—	1	9	5	29	31	5
Diseases of Genito-Urinary System	M.	113	—	—	—	—	—	1	3	3	8	40	54	5
Diseases of Respiratory System	F.	5	—	—	—	—	—	—	—	1	—	1	2	—
Puerperal Causes	M.	9	—	—	—	—	—	—	—	1	3	4	1	—
Diseases of Skin and Organs of Locomotion	F.	244	—	1	—	—	1	1	4	23	38	66	82	33
Rheumatic Fever	M.	228	2	—	—	—	—	1	2	13	24	58	94	32
Chronic Rheumatic Heart Disease	F.	24	—	—	—	—	—	—	3	6	2	5	5	—
Congenital Debility, Premature Birth, Malformations, etc.	M.	9	—	—	—	—	—	—	1	1	1	3	2	—
Pneumonia, Diarrhoea and Other Diseases peculiar to Early Infancy including New-Born	F.	12	—	—	—	—	—	—	1	1	1	1	1	1
Non-Meningococcal Meningitis	M.	4	—	—	—	—	—	—	—	—	2	3	4	—
Influenza	F.	19	—	1	—	—	—	—	—	—	8	6	2	—
Senility	M.	10	—	—	—	—	—	—	—	—	2	3	3	—
Causes Ill-Defined or Unknown	F.	1	—	—	—	—	—	—	—	—	—	—	—	—
Suicide	M.	3	—	—	—	—	—	—	—	—	—	—	—	—
Road Transport Accidents	F.	14	—	—	—	—	—	—	—	—	—	—	—	—
Other Violence	M.	12	—	—	—	—	—	—	—	—	—	—	—	—
TOTALS	M.	581	28	7	1	1	9	13	26	67	84	142	159	44
	F.	570	16	2	1	1	3	9	19	37	72	148	213	49
TOTAL—ALL CAUSES.		1151	44	9	2	2	12	22	45	104	156	290	372	93




TABLE 5. WELFARE FOODS DISTRIBUTION CENTRES - 1955

(1) Address of Centre and Area Served	(2) Name and Address of Distributor	(3) Type of Distribution Centre, e.g., Shop, Clinic, Office	(4) Days and Hours of Opening
ALEXANDRIA DISTRICT— District Council Offices, Gilmour Street, Alexandria.	Dunbarton County Council, Welfare Department, Office Staff.	Offices	Monday to Fridays— 9 a.m. to 3 p.m.
ARROCHAR DISTRICT— District Nurse's House, Tigh-a-Lais, Arrochar.	District Nurse per Dunbarton County Council Health Department.	Nurse's House.	Wednesdays— 2 to 5 p.m.
BEARDSDEN—THREE POINTS— 1. District Council Offices, Roman Road, Beardsden. 2. Westerton Bowling Club 3. Whitehurst—Carcare Ltd., Duntocher Road, Beardsden.	Dunbarton County Council, Welfare Department, Office Staff. Staff or Health Visitor. Carcare Ltd.	Offices. Clinic General Store.	Tuesday—10 to 12 p.m. Thursday—2 to 4 p.m. Monday—2 to 4 p.m. Business Hours.
CARDROSS— General Store, Main Street, Cardross.	N. Campbell, General Store, Main St., Cardross.	General Store.	Business Hours.
CROY— D.C.C. Clinic, McSparran Road, Croy.	Clinic Staff per Dunbarton County Council Health Department.	Health Clinic.	Monday— 11.15 to 12.30 p.m.
CONDORRAT— Mollinson's Store, Main Road, Condorrat	D. Watt, Main Road, Condorrat.	General Store.	Business Hours.
CUMBERNAULD—(STATION)— 1. General Store, Station Buildings. CUMBERNAULD—(VILLAGE)— 2. District Council Office, Cumbernauld	Mrs. A. Bell, Station Buildings, Cumbernauld. D.C.C. Welfare Department, Office Staff.	General Store. Offices.	Business Hours. Tuesdays— 2.30 to 3.30 p.m.
DUNTOCHER— West U.F. Church Hall, Duntocher	C.C. Staff.	Hall.	Friday—11.30 to 1 p.m.
GARELOCHHEAD— District Nursing House, "Somerset," Garelochhead.	District Nurse per Dunbarton County Council Health Department.	Nurse's House.	Friday—2 to 4 p.m.
GARTOCHARN— Old Schoolhouse, Gartocharn	District Nurse per Dunbarton County Council Health Department.	District Nursing.	First Wednesday of each month—3 to 4 p.m.
HELENSBURGH—TWO POINTS— 1. District Council Office, West King Street. 2. D.C.C. Clinic, East King St., Helensburgh.	D.C.C., Welfare Department, Office Staff. Clinic Staff per Dunbarton County Council.	Office. Clinic.	Tuesday and Thursday— 10 to 12 and 2 to 4 p.m. Monday and Friday— 2 to 4 p.m.
KILCREGGAN— District Nursing House, Templeton Cottage, Kilcreggan.	District Nurse per Dunbarton County Council.	Nurse's House.	Wednesday— 2.30 to 3.30 p.m.
KIRKINTILLOCH— District Council Office, Luggiebank Road, Kirkintilloch.	C.C. Staff.	Office.	Monday to Friday— 9 to 12.30 p.m. Friday—2 to 4 p.m. Saturday—9 to 12.
LUSK— District Nursing House, Roselea Cottage, Lusk.	District Nurse per Dunbarton County Council.	Nurse's House.	First Tuesday of each month—4 to 5 p.m.
MILNGAVIE—TWO POINTS— 1. D.C.C. Rent Office, Glober Housing Estate. 2. Masonic Hall, Douglas Street.	Mrs. Renton, 68 Station Road, Milngavie. Mrs. Renton, 68 Station Road, Milngavie.	Office. Private Hall.	Thursday— 10.30 to 12.30 p.m. Thursday— 2.30 to 4.30 p.m.
OLD KILPATRICK— D.C.C. Clinic, Erskine View, Old Kilpatrick.	C.C. Staff.	D.C.C. Health Clinic	Tuesday— 1.30 to 3.30 p.m.
RENTON— Victoria Institute, Main Street, Renton	Vale of Leven District Council Office Staff.	Hall.	Tuesday—2 to 4 p.m.
RHU— District Nursing House, "Rhu Bheag," Rhu.	District Nurse per Dunbarton County Council Health Department.	Nurse's House.	Tuesday—2 to 4 p.m.
TWECHAR— Constitutional Hall, Twechar.	W.V.S. (Mrs. McSeveney).	Unionist Association Hall.	Thursday—10 to 12 noon
LENZIE— F. A. Arthur, Chemist, Post Office, Lenzie.	F. A. Arthur, Chemist.	Chemist and Post Office.	Business Hours.




TABLE 2.
CAUSES OF DEATH OF CHILDREN UNDER 4 WEEKS AND
UNDER 1 YEAR.

Cause of Death	Under 4 weeks	Over 4 weeks and under 1 year	Total
Pneumonia (Except of New Born) ...	—	5	5
Bronchitis (Except of New Born) ...	—	—	—
Congenital Malformations	3	5	8
Birth Injuries, Post Natal Asphyxia and Atelectasis	10	—	10
Non-Meningococcal Meningitis ...	—	—	—
Pneumonia of New Born	2	—	2
Meningococcal Infections	—	1	1
Other Diseases Peculiar to Early Infancy	10	1	11
Other Violence	—	4	4
TOTALS	25	16	41

TABLE 4.
LAYETTES SUPPLIED IN 1955.

No.	Charge.	Amount.
9	Free	£0 0 0
8	10s.	4 0 0
5	20s.	5 0 0
5	25s.	6 5 0
3	30s.	4 10 0
4	35s.	7 0 0
3	40s.	6 0 0
4	60s.	12 0 0
41½	20s.	41 10 0
82½		£86 5 0

TABLE 6.
DUNBARTON COUNTY PATIENTS DELIVERED IN 1955 IN
OVERTOUN MATERNITY HOSPITAL, DUMBARTON.

Normal confinements ...	169	Babies still-born ...	4
Maternal deaths ...	Nil	Babies died in hospital	3
Babies born alive in hospital ...	179	B.B.A. alive ...	2

ANTE-NATAL ADMISSIONS.

Ante-partum hæmorrhage	2	Pyelitis ...	3
External version ...	4	Cardiac disease ...	4
Pre-eclampsia ...	17	False labour ...	1
Hyperemesis ...	1	Post-maturity ...	20
Hydramnios ...	1		

POST-NATAL ADMISSIONS.

Secondary post-partum hæmorrhage (D. & C.)	1
--	---

ABORTIONS.

Threatened ...	4	Complete ...	1
Incomplete ...	12		

OBSTETRIC CONDITIONS.

	<i>Mother.</i>		<i>Child.</i>		<i>S.B.</i>
	<i>Alive.</i>	<i>Died.</i>	<i>Alive.</i>	<i>Died.</i>	
Breech deliveries ...	5	—	2	1	2
Forceps deliveries ...	9	—	9	—	—
Manual removal of placenta ...	5				
Artificial rupture of membranes ...	35				

TABLE 7.
DUNBARTON COUNTY PATIENTS DELIVERED IN 1955 IN
BRAEHOLM MATERNITY HOSPITAL, HELENSBURGH.

Normal confinements ...	234	Babies still-born ...	12
Maternal deaths ...	Nil	Babies died in hospital	5
Babies born alive in hospital ...	260	B.B.A. alive ...	8

ANTE-NATAL ADMISSIONS.

Ante-partum hæmorrhage	20	Pyelitis	6
External version ...	19	Ectopic gestation ...	1
Examination under		Cardiac disease	2
anæsthesia	3	False Labour	6
Essential hypertension ...	2	Post-maturity	1
Pre-eclampsia	39	Contracted pelvis ...	7
Anæmic	1	Glycosuria	2
Hyperemesis	5	Hæmaturia (investigation)	1
Hydramnios	1		

POST-NATAL ADMISSIONS.

Puerperal infection ...	1		
Deep femoral venous			
thrombosis	1	Obstetric shock	1

ABORTIONS.

Threatened	6		
Incomplete (D. & C.) ...	49	Complete	4

OBSTETRIC CONDITIONS.

		<i>Mother.</i>		<i>Child.</i>		
		<i>Alive.</i>	<i>Died.</i>	<i>Alive.</i>	<i>Died.</i>	<i>S.B.</i>
Cæsarean section ...	16	16	—	15	—	1
Cæsarean						
hysterectomy ...	1	1	—	—	—	1
Forceps deliveries ...	12	12	—	12	—	—
Breech deliveries ...	9	9	—	4	4	1
(One twin)						
Twins	5	5	—	10	—	—
A.R.M.	42	—	—	—	—	—
Manual removal of						
placenta	4	—	—	—	—	—
Salpingectomy ...	1	—	—	—	—	—
Myomectomy ...	1	1	—	—	—	—
Sterilisation ...	2	—	—	—	—	—

TABLE 8.—HOME VISITATION.

AREA	Expectant Mothers		Children under 1 Year of Age		Children between Ages 1 and 5		Tuberculosis Cases		Aged		Domestic Help		Other Cases		Grand Total of Visits
	First Visits	Total Visits	First Visits	Total Visits	First Visits	Total Visits	First Visits	Total Visits	First Visits	Total Visits	First Visits	Total Visits	First Visits	Total Visits	
Kirkintilloch Burgh	17	77	260	1,723	344	1,495	82	161	—	—	128	232	3	3	3,691
Kirkintilloch—Landward	22	121	295	1,414	342	984	25	129	32	129	72	621	55	119	3,517
Milngavie—Burgh	1	1	226	804	217	391	26	52	6	8	60	572	121	121	1,949
New Kilpatrick	—	—	378	1,229	569	1,056	44	115	—	—	173	426	161	216	3,042
Old Kilpatrick	4	5	231	1,558	431	1,641	21	151	9	40	23	203	350	404	4,002
Vale of Leven	—	—	674	2,290	1,226	2,163	128	349	11	30	99	398	59	78	5,308
Renton	7	12	158	843	152	971	18	83	—	—	33	231	46	123	2,263
Helensburgh	—	—	178	638	274	562	17	33	3	17	13	41	29	76	1,367
Rest of Western Area	—	—	171	1,434	324	980	21	128	—	—	24	126	36	299	2,967
Grand Totals	51	216	2,571	11,933	3,879	10,243	382	1,201	61	224	625	2,850	860	1,439	28,106

TABLE 9.—MATERNITY SERVICE AND CHILD WELFARE SCHEME CLINICS.

DETAILS.	CLINICS.												
	County Totals.	Alexan- dria.	Renton.	Helens- burgh.	Dun- tocher.	Old Kil- patrick.	Bears- den.	Miln- gavie.	Cumber- nauld.	Croy.	Twechar.	Kirkin- tilloch.	Arrocher
Number of Clinics held—													
Health Visitor only attend- ing - - - - -	592	50	50	50	51	50	51	—	49	49	49	92	50
Doctor and Health Visitor Attending - - - - -	551	50	49	51	51	51	50	52	49	49	49	60	—
Ante-Natal Consultations—													
Number attending - - -													
Total attendances - - -													
Referred to Pre-Natal wards—													
Referred to Family Doctor Treated at Clinic - - -													
Post-Natal or other Consult- ations—													
Child Welfare Consultations—													
First attendances—													
Under one year - - -	2,700	436	134	140	200	560	353	190	88	101	90	381	27
Over one year - - -	2,654	362	177	172	138	447	475	68	79	236	95	395	10
Total Attendances—													
Under one year - - -	15,111	2,043	1,329	716	1,460	913	2,097	2,116	414	737	847	2,814	126
Over one year - - -	6,126	677	820	389	472	463	1,113	256	197	345	287	915	192

TABLE 10.
DIPHTHERIA IMMUNISATION, 1955.

RETURN FOR PERIOD 1ST JANUARY, 1955, TO 31ST DECEMBER, 1955.

Year of birth of persons	*Number of children who completed a full course of immunisation during the year ended 31.12.55			Number of maintenance inoculations given during the year ended 31.12.55
1955	25	—
1954	720	—
1953	170	—
1952	37	1
1951	15	7
1950	24	117
1949	59	461
1948	15	89
1947	9	53
1946	7	31
1945	16	269
1944	4	89
1943	1	10
1942	1	—
1941	—	—
1940 or earlier	—	1

*The information is in respect of all children who have received the final injection of a course of immunisation during the year. As indicated in Appendix C to D.H.S. Circular 76/1948, the waiting period of 12 weeks for the development of immunity is disregarded.

TABLE II—VACCINATION
RETURN FOR PERIOD 1st JANUARY, 1955 TO 31st DECEMBER, 1955

Year of birth of persons	NUMBER OF PERSONS PRIMARILY VACCINATED DURING PERIOD				NUMBER OF PERSONS RE-VACCINATED DURING PERIOD			
	Typical vaccinia greatest at 7th-10th day	Accelerated (vaccinoid) Reaction 5th-7th day	Reaction greatest at 2nd-3rd day	No local reaction	Typical vaccinia greatest at 7th-10th day	Accelerated (vaccinoid) Reaction 5th-7th day	Reaction greatest at 2nd-3rd day	No local reaction
1955	276	1	1	24	—	—	—	—
1954	277	2	—	28	—	—	—	—
1953	38	—	—	1	—	—	—	—
1952	17	—	—	1	—	—	3	—
1951	11	—	—	—	1	—	1	—
1950	6	—	—	—	3	1	1	1
1949	5	—	—	—	—	1	1	—
1948	1	—	—	—	2	—	—	—
1947	4	—	—	—	—	1	2	—
1946	2	—	—	—	1	—	2	—
1945	3	—	—	—	—	—	1	—
1944	1	—	—	—	3	—	—	—
1943	1	—	—	—	1	—	—	—
1942	—	—	—	—	—	2	—	1
1941	—	—	—	—	—	1	1	—
1940 or earlier	20	—	—	3	51	38	57	13
Totals	662	3	1	57	62	44	69	15

TABLE 12.

PART I—RESPIRATORY TUBERCULOSIS

1.—NUMBER OF CASES FORMALLY NOTIFIED OR REGARDED AS NOTIFIED FROM 1st JANUARY TO 31st DECEMBER, 1955.

	AGE-GROUPS									Total
	Under 1	1 and under 5	5 and under 15	15 and under 25	25 and under 35	35 and under 45	45 and under 55	55 and under 65	65 and up-wards	
	1	2	3	4	5	6	7	8	9	10
Males	—	—	1	16	15	12	14	6	1	65
Females	—	2	6	24	7	3	2	—	—	44
Total	—	2	7	40	22	15	16	6	1	109

II.—NUMBER OF CASES CONFIRMED TO BE SUFFERING FROM ACTIVE RESPIRATORY TUBERCULOSIS DURING THE YEAR (EXCLUDING TRANSFERS IN BY ANOTHER AUTHORITY).

	AGE-GROUPS									Total
	Under 1	1 and under 5	5 and under 15	15 and under 25	25 and under 35	35 and under 45	45 and under 55	55 and under 65	65 and up-wards	
	1	2	3	4	5	6	7	8	9	10
Males	—	—	1	15	15	12	14	6	1	64
Females	—	1	6	24	7	3	2	—	—	43
Total	—	1	7	39	22	15	16	6	1	107

III.—METHODS BY WHICH NEW PATIENTS WERE DISCOVERED TO BE SUFFERING FROM RESPIRATORY TUBERCULOSIS DURING THE YEAR

Symptom group examination (M.M.R. or other)	73
Contact group examination (M.M.R. or other)	2
Mass Miniature radiography (general public). Including office and staffs	29
Routine Examination of special groups (M.M.R. or other)	
School Staffs	1
National Service Recruits	3
Emigrants	1
Total	109

IV.—NUMBER OF NEW CASES IN TABLE II ADMITTED TO HOSPITAL FOR TUBERCULOSIS TREATMENT FOR THE FIRST TIME DURING THE YEAR

	Under 15 years	15 to under 45	45 and over	Total
Male	1	33	19	53
Female	6	29	1	36
Total	7	62	20	89

HOSPITAL ADMISSIONS AND DISCHARGES (RESPIRATORY TUBERCULOSIS)

V.—NUMBER OF PATIENTS ADMITTED TO, DISCHARGED FROM OR DYING IN TUBERCULOSIS HOSPITALS, SANATORIA OR WARDS IN OTHER HOSPITALS RESERVED FOR THE TREATMENT OF THE TUBERCULOSIS.

		In Hospital on January 1	Admitted during year	Discharged during the year	Died in Hospital	In Hospital on December 31
Under 15 years	Male	1	2	3	4	5
	Female	5	11	12	—	4
15 to 45 years	Male	7	12	11	—	8
	Female	37	59	49	1	46
45 years and over	Male	51	60	65	2	44
	Female	15	21	17	4	15
Total	Male	2	11	10	—	3
	Female	117	174	164	7	120

VI.—NUMBER OF PATIENTS DYING FROM RESPIRATORY TUBERCULOSIS IN HOSPITAL
ACCOMMODATION OTHER THAN THAT RESERVED FOR TUBERCULOSIS PATIENTS — NIL

IX.—NUMBER OF CASES NOTIFIED, OR INTIMATED, CONFIRMED TO BE SUFFERING FROM ACTIVE NON-RESPIRATORY TUBERCULOSIS DURING THE YEAR (EXCLUDING TRANSFERS IN BY ANOTHER AUTHORITY).

Form	Sex	Under 1	1 and under 5	5 and under 15	15 and under 25	25 and under 35	35 and under 45	45 and under 55	55 and under 65	65 and upwards	Total
1. Abdominal	Males	—	—	1	—	—	—	—	—	—	1
	Females	—	—	—	2	—	—	—	—	—	2
2. Meningeal	Males	—	—	—	—	—	—	—	—	—	—
	Females	—	—	—	—	—	—	—	—	—	—
3. Miliary Tuberculosis	Males	—	—	—	—	—	—	—	—	—	—
	Females	—	—	—	1	—	—	—	—	—	1
4. Bones and Joints	Males	—	—	1	—	—	—	—	—	1	2
	Females	—	—	—	—	3	1	—	—	—	4
5. Superficial Glands	Males	—	—	1	—	—	—	—	—	—	1
	Females	—	—	1	2	—	—	—	—	—	3
6. Genito Urinary Organs	Males	—	—	—	—	—	—	—	—	—	—
	Females	—	—	—	1	1	—	1	—	—	3
7. Other Organs	Males	—	—	—	—	—	—	—	—	—	—
	Females	—	—	—	—	—	—	—	2	—	2
Total		—	—	4	6	4	1	1	2	1	19

PART III—ANALYSIS OF TUBERCULOSIS DEATHS

X.—NUMBER OF PERSONS WHO DIED FROM TUBERCULOSIS IN THE AREA DURING THE YEAR WITH THE PERIOD ELAPSING BETWEEN NOTIFICATION OR INTIMATION AND DEATH.

(Persons dying in sanatoria, etc., are included in the figures for the area in which they had their home residence)

	RESPIRATORY		NON-RESPIRATORY	
	Males	Females	Males	Females
Number of persons who died from Tuberculosis of whom—				
Not notified or notified only at or after death	3	—	—	—
Notified less than 1 month before death	1	—	—	—
Notified from 1 to 3 months before death	—	—	—	—
Notified from 3 to 6 months before death	1	—	—	—
Notified from 6 to 12 months before death	1	1	—	—
Notified from 1 to 2 years before death	—	—	—	1
Notified over 2 years before death	7	3	—	—
Total	13	4	—	1

PART IV.—THE TUBERCULOSIS REGISTER

XI.—RETURN OF NUMBER OF PERSONS RESIDENT IN THE AREA AT 31st DECEMBER, 1955, WHO WERE KNOWN TO BE SUFFERING FROM TUBERCULOSIS.

(Only cases in which a diagnosis of tuberculosis has been confirmed are included. Persons in sanatoria, etc., are included in the figures for the area in which they have their home residence)

	Sex	Under 1	1 and under 5	5 and under 15	15 and under 25	25 and under 35	35 and under 45	45 and under 55	55 and under 65	65 and upwards	Total
1. Respiratory	Males	—	3	14	84	115	85	78	34	17	430
	Females	—	5	18	123	117	67	29	9	6	374
2. Non-Respiratory	Males	—	2	28	23	17	12	4	1	2	89
	Females	—	—	20	32	27	14	4	3	6	106

DEPARTMENT OF HEALTH FOR SCOTLAND
B.C.G. VACCINATION, 1955

Return for period 1st January, 1955, to 31st December, 1955.

	Tuberculin Tested		Negative Re-actors		Vaccinated during 1955†	
	M.	F.	M.	F.	M.	F.
(1) Nurses	14	216	4	26	—	7
(2) Medical Students	—	—	—	—	—	—
(3) Contacts	118	133	95	111	48	55
(4) Special Groups not included in (1) to (3) above—						
(a) School leavers	529	547	414	426	414	426
(b) New born babies	55	67	1	4	—	—
(5) Others (Hospital Domestics)	—	3	—	1	—	—

TABLE 13.

(a) ARDGARE CONVALESCENT HOME, SHANDON.

No. of Children in Residence at Ardgaré on 31/12/54	9
No. of Children Admitted to Ardgaré during 1955 ...	86
No. of Children Discharged from Ardgaré during 1955	75
No. of Children still in Residence at Ardgaré on 31/12/55	20

Causes of Reference.

General Debility	38
Coeliac Disease	1
Bronchitis and Asthma	14
Enuresis	5
Rheumatism	7
Contacts of Tuberculosis	10
Handicapped Children (under Education Act)	6
Other reasons	14
	—
Total	95
	—

(b) CARDROSS PARK HOME, CARDROSS.

No. of Children in Residence at Cardross Park Home on 31/12/54	5
No. of Children Admitted to Cardross Park Home during 1955	7
No. of Children Discharged from Cardross Park Home during 1955	12
No. of Children in Residence at Cardross Park Home on 31/12/55	Nil

Causes of Reference.

B.C.G. Vaccination	4
General Debility	7
Premature	1
	—
Total	12
	—

(c) CROSSLET HOUSE, DUMBARTON.

No. of Children Admitted to Crosslet House during 1955	1
No. of Children Discharged from Crosslet House during 1955	Nil
No. of Children in residence at Crosslet House on 31/12/55	1

Cause of Reference.

B.C.G. Vaccination	1
---------------------------	---

COUNTY OF DUNBARTON.

TABLE 14.—SHOWING THE NUMBER OF CASES OF INFECTIOUS DISEASE OCCURRING IN HOUSES OF DIFFERENT SIZES, &c., IN 1955.

Disease.	Number of Apartments.						Cases occurring in					Total No. of Cases.
	One.	Two.	Three.	Four.	Five.	Over Five.	Institutions.	Hotels.	Ships.	Tents.	House-boats.	
Poliomyelitis, ...	1	...	2	1	1	3	8
Scarlet Fever, ...	1	14	34	41	3	5	98
Erysipelas,	2	2	1	...	2	7
Primary Pneumonia,	18	33	34	6	8	2	101
Influenzal Pneumonia,	1	1	...	1	3
Cerebro Spinal Fever,	1	2	3	6
Dysentery,	1	4	3	1	5	92	106
Malaria,	1	1
Encephalitis Lethargica,	1	1
Whooping Cough,	2	2	7	...	3	14
Jaundice,	1	1
Puerperal Pyrexia,	1	1
Continued Fever,	1	1
TOTAL, ...	2	37	82	92	14	25	96	348

COUNTY OF DUNBARTON.

TABLE 16.—CASES OF INFECTIOUS DISEASE COMING TO THE KNOWLEDGE
OF THE MEDICAL OFFICER DURING 1955.

AREA.	Cerebro-Spinal Fever.	Diphtheria.	Dysentery.	Erysipelas.	Malaria.	Pneumonia, Influenzal.	Pneumonia, Primary.	Poliomylitis.	Para Typhoid.	Puerperal Fever.	Puerperal Pyrexia.	Scarlet Fever.	Whooping Cough.	Totals.
Bonhill, -	3	..	1	3	17	..	1	19	..	44
Cardross, -	1	1	11	1	3	..	17
Cumbernauld, -	1	11	1	5	6	24
Dumbarton (Landward), -
Helensburgh, -	1	5	1	7
Kilcreggan, -	6	6
Kilmaronock, -
Kilpatrick, East, -	6	..	1	..	6	2	..	1	..	10	2	28
Kilpatrick, West, -	4	2	15	20	1	42
Kirkintilloch (Burgh), -	1	1	25	1	23	5	56
Kirkintilloch (Landward), -	1	..	93	2	96
Luss, -
Milngavie, -	1	1	1	1	17	..	21
Rhu, -	2	2	4
Rosneath, -	2	1	..	3
Totals, -	6	1	106	7	1	3	101	8	1	1	1	98	14	348
Removed to Hospital, -	6	..	6	..	1	..	64	8	1	1	..	78	..	165

TABLE 15.—RETURN OF CASES OF INFECTIOUS DISEASE (EXCLUDING TUBERCULOSIS) NOTIFIED DURING THE YEAR ENDED 31ST DECEMBER, 1955

DISEASE	NUMBER OF CASES COMING TO THE KNOWLEDGE OF THE MEDICAL OFFICER OF HEALTH AND ACCEPTED BY HIM AS SUFFERING FROM THE STATED DISEASE									
	At all ages	At Age—Years						Cases removed to hospital	Cases not removed to hospital	
		Under 1	1 and under 5	5 and under 15	15 and under 25	25 and under 35	35 and under 45	45 and under 65	65 and up wards	
Cerebro-Spinal Fever	1	2	3	4	5	6	7	8	9	11
Chickenpox	3	—	2	1	—	—	—	—	—	—
Cholera	3	—	—	—	—	—	—	—	—	—
Continued Fever	—	—	—	—	—	—	—	—	—	—
Diphtheria	—	—	—	—	—	—	—	—	—	—
Dysentery	1	—	—	—	—	—	—	—	—	—
Encephalitis Lethargica	53	—	2	5	1	5	2	18	20	49
Erysipelas	53	—	2	2	3	5	9	18	14	51
Jaundice, Acute Infective	1	—	—	—	—	—	—	—	—	—
Leprosy	5	—	—	—	—	—	—	—	—	—
Malaria	1	—	—	—	—	—	—	—	—	—
Measles	5	—	—	—	—	—	—	—	—	—
Ophthalmia Neonatorum	2	—	—	—	—	—	—	—	—	—
Plague	—	—	—	—	—	—	—	—	—	—
Pneumonia, Acute Influenzal	—	—	—	—	—	—	—	—	—	—
Pneumonia, Acute Primary	2	—	—	—	—	—	—	—	—	—
Pneumonia (not otherwise notifiable)	46	10	14	5	2	1	3	16	5	17
Poliomyelitis, Acute	55	—	9	2	2	5	8	8	11	20
Puerperal Fever	—	—	—	—	—	—	—	—	—	—
Puerperal Pyrexia	—	—	—	—	—	—	—	—	—	—
Scarlet Fever	4	—	3	1	1	1	—	—	—	—
Smallpox	4	—	1	1	—	—	—	—	—	—
Typhoid Fever	1	—	—	—	—	—	—	—	—	—
Para-Typhoid A.	47	1	24	22	—	—	—	—	—	—
Para-Typhoid B.	51	—	23	28	—	—	—	—	—	—
Typhus Fever	—	—	—	—	—	—	—	—	—	—
Whooping Cough	—	—	—	—	—	—	—	—	—	—
TOTAL	6	2	1	2	—	1	1	—	—	8
	167	5	46	37	1	7	5	40	26	88
	181	10	41	38	6	12	20	29	25	95

1. Name of the person
 2. Date of birth

3. Address
 4. Telephone
 5. Occupation
 6. Education
 7. Religion
 8. Marital status
 9. Number of children
 10. Date of marriage

No.	Name	Date of birth	Address	Telephone	Occupation	Education	Religion	Marital status	Number of children	Date of marriage
1										
2										
3										
4										
5										
6										
7										
8										
9										
10										
11										
12										
13										
14										
15										
16										
17										
18										
19										
20										
21										
22										
23										
24										
25										
26										
27										
28										
29										
30										
31										
32										
33										
34										
35										
36										
37										
38										
39										
40										
41										
42										
43										
44										
45										
46										
47										
48										
49										
50										
51										
52										
53										
54										
55										
56										
57										
58										
59										
60										
61										
62										
63										
64										
65										
66										
67										
68										
69										
70										
71										
72										
73										
74										
75										
76										
77										
78										
79										
80										
81										
82										
83										
84										
85										
86										
87										
88										
89										
90										
91										
92										
93										
94										
95										
96										
97										
98										
99										
100										

1. Name of the person
 2. Date of birth
 3. Address
 4. Telephone
 5. Occupation
 6. Education
 7. Religion
 8. Marital status
 9. Number of children
 10. Date of marriage

TABLE 17.

CARE OF MOTHERS AND YOUNG CHILDREN
(SECTION 22)

- (i) ANTE-NATAL AND POST-NATAL SERVICE—NH
(ii) CHILD WELFARE CLINICS

	No. of clinics* provided at end of year	No. of Children who first attended the clinics during year and who on the date of their first attendance were :—r		Total No. of attendances made during year by children who at end of year were :—	
		Under 1 year of age	Over 1 year of age	Under 1 year of age	Over 1 year of age
(1)	(2)	(3)	(4)	(5)	(6)
Local Health Authority Clinics	13	2,700	2,654	15,111	6,216
Clinics provided by Voluntary Organisations	—	—	—	—	—

* " Clinics " means Clinic premises, not sessions.

TABLE 18.

CHILD WELFARE CLINIC SESSIONS

Name and Address of Clinic	Number of Weekly Sessions with Health Visitor only	Number of Weekly Sessions with Health Visitor and Doctor	Total Number of Weekly Sessions
Alexandria—The Clinic, Bank Street	1	1	2
Renton—The Clinic, John Street	1	1	2
Helensburgh—The Clinic, East King Street	1	1	2
Duntocher—U.F. Church Hall	—	1	1
Old Kilpatrick—Erskine View	—	1	1
Twechar—Public School	1	1	2
Cumbernauld—Public School	1	1	2
Kirkintilloch—The Clinic, Lenzie Road	1	1	2
Kirkintilloch—Hillhead Community Centre	1	—	1
Milngavie—37 Station Road	—	1	1
Croy—The Clinic, M'Sparran Road	—	1	1
Bearsden—Hillfoot Clinic	1	1	2
Bearsden—Westerton Hall	1	—	1

TABLE 19.

DENTAL CARE

	No. inspected by Dental Officers during the year	No. found to require treatment during the year	No. accepting treatment during the year	No. actually treated by Dental Officers during the year
(1)	(2)	(3)	(4)	(5)
Expectant Mothers	63	61	57	*89
Nursing Mothers	250	250	250	249
Pre-school Children	557	557	557	537

* Carry forward from 1954.

TABLE 20.

MATERNITY AND CHILD WELFARE DENTAL SERVICE, 1955.

Total for County (excluding Burghs of Clydebank and Dumbarton) with comparative figures for 1953 and 1954.

	Maternity Services						Child Welfare		
	Ante-Natal			Post-Natal					
	1953	1954	1955	1953	1954	1955	1953	1954	1955
1 Number Inspected	11	57	63	37	203	250	279	559	557
2 Number requiring Treatment ...	11	53	61	37	195	250	279	559	557
3 Number accepting Treatment ...	11	53	57	37	195	250	280	559	577
4 Number actually Treated ...	11	53	89	35	195	249	279	571	537
5 Number of Attendances ...	26	202	145	181	862	792	600	1088	879
6 Number completed Treatment ...	7	33	23	27	106	121	288	466	434
TREATMENT									
(a) Number of Fillings	7	35	28	11	79	150	147	284	242
(b) Number of Teeth Extracted ...	39	314	212	329	475	781	724	1079	1010
(c) Number under Local Anaesthesia	2	25	16	12	148	71	22	132	97
(d) Number of Administrations of General Anaesthesia ...	4	43	35	33	57	83	206	236	258
(e) Number of Dentures Supplied ...	—	9	10	25	78	146	—	—	—
(f) Number of Dentures Repaired ...	—	1	2	—	3	13	—	—	—

TABLE 21.

MOTHER AND BABY HOMES

(1)	Number of Beds		Number of cots
	Ante-natal	Post-natal	
(2)	(3)	(4)	
HOMES OR HOSTELS PROVIDED BY THE AUTHORITY	Nil	Nil	Nil
HOMES OR HOSTELS PROVIDED BY VOLUNTARY ORGANISATIONS—			
*The Salvation Army Home, Homelands, 1014 Gt. Western Road Glasgow, C.3	12	53	33
*St. Gerard's Home, 218-220 Renfrew Street, Glasgow, C.3	26		14

* Both Homes are utilised under the Authority's Scheme for care of Unmarried Mothers.

Total number of women admitted during the year to homes and hostels in Column (1) above (ignoring re-admission after confinement) 1.

TABLE 22.

DAY NURSERIES (including 24-hour nurseries) as at end of year

(1)	State whether Approved for training	No. of Approved places		No. of children on register at end of year		Average daily attendances during year		Waiting Lists at end of year	
		0-2	2-5	0-2	2-5	0-2	2-5	0-2	2-5
(2)	(3)	(4)	(5)	(6)	(7)	(8)	(9)	(10)	
NURSERIES PROVIDED BY THE AUTHORITY—									
Alexandria Day Nursery Ferryfield, Bank St., Alexandria	Yes	18	22	21	24	16	19	102	121
Helensburgh Day Nursery, 101 East King St., Helensburgh	Yes	6	24	17	19	16	16	25	15

TABLE 23.

RESIDENTIAL NURSERIES AND CHILDREN'S HOMES provided as part of the Authority's arrangements under Sections 22 and 27 of the National Health Service (Scotland) Act, 1947.

NURSERIES AND CHILD MINDERS REGULATION ACT, 1948—NIL.

Name and Address of Nursery or Home	Whether Provided by Authority or Voluntary Organisation	No. of Beds Provided at end of Year for Children.		
		Aged 0-2	Aged 2-5	Others
(a) Section 22 Nil	—	—	—	—
(b) Section 27 Ardgare Convalescent Home Ardgare, Shandon, By Helensburgh	Authority	—	—	25

TABLE 24.

II. MIDWIFERY

- (i) Total No. of births occurring in the area during year—that is before correction for mother's residence:—

Live Births, 1,324. Still Births, 25. Total, 1,349.

- (ii) Total No. of births in (i) occurring in institutions (including private maternity homes) 610.

- (iii) No. of births in (i) occurring at home:—

Live Births, 735. Still Births, 4. Total, 739.

- (iv) No. of births in (iii) classified to show nature of attendance at birth:—

	Cases dealt with under Section 23 (2) of the National Health Service (Scotland) Act, 1947*			Other domiciliary cases			Total
	Doctor engaged and present at confinement	Doctor engaged and not present at confinement	Midwife alone (no doctor engaged)	Doctor and Midwife engaged	Midwife alone (no doctor engaged)	Without doctor or Midwife	
(1)	(2)	(3)	(4)	(5)	(6)	(7)	(8)
(a) Midwives employed by the Authority (including those engaged on a fee-per-case basis)	137	584	—	—	—	—	721
(b) Midwives employed by Voluntary Organisations under arrangements made by the Authority	—	—	—	—	—	—	—
(c) Midwives employed by Hospital Boards of Management under arrangements made by the Authority with the Regional Hospital Board	—	—	—	—	—	—	—
(d) Private practising midwives	18	—	—	—	—	—	18
(e) Other cases not classified above ...	—	—	—	—	—	—	—
(f) TOTALS	155	584	—	—	—	—	739

*Including those cases in which no prior arrangements had been made for the confinement, but where midwifery services were provided by the Local Health Authority free of charge. Columns (5) and (6) include only those cases attended privately, the mother being responsible for the midwife's fee.

Emergency cases under Section 14(1) of the Midwives (Scotland) Act, 1951, are not included in the cases in which a doctor has been "engaged."

(v) Medical Aid

- (a) No. of cases in which medical aid was summoned during the year under Section 14 (1) of the Midwives (Scotland), Act, 1951, :—Nil
- (b) No of cases in which medical aid was summoned during the year by a midwife where the Medical Practitioner had agreed to provide the patient with maternity medical services under the National Health Service (i.e. cases for which no fee was payable by the Local Health Authority) :—16.

(vi) Administration of Analgesics

- (a) No. of domiciliary midwives in the area qualified to administer gas and air analgesia in accordance with the requirements of the Central Midwives Board for Scotland (**including** superintendents, non-medical supervisors of midwives, midwife teachers, midwives employed by the local health authority and by voluntary organisations, private practising midwives, and hospital midwives undertaking domiciliary cases under arrangements made by the local health authority and the Regional Hospital Board but **excluding** pupil midwives undergoing training on the district) 26
- (i) No. in (a) employed on local health authority work —
- (ii) No. in (a) not employed on local health authority work —
- (b) No. of domiciliary midwives who received their training during the year —
- (c) No. of sets of Apparatus for the administration of gas and air in use in the area at 31st December, 1955 29
- (i) No. in (c) in use by domiciliary midwives employed on local health authority work (including those in use by hospital midwives undertaking domiciliary cases) 27
- (ii) No. in (c) in use by domiciliary midwives not employed on local health authority work —
- (d) No. of cases in which analgesia was administered by midwives in domiciliary practice during the year (including cases attended by hospital midwives undertaking domiciliary cases)—
- (i) When doctor was not present at delivery ... 319
- (ii) When doctor was present at delivery ... 61
- (e) No. of cases in which pethidine was administered by midwives in domiciliary practice during the year (including cases attended by hospital midwives undertaking domiciliary cases)—
- (i) When doctor was not present at delivery ... 370
- (ii) When doctor was present at delivery ... 32

(vii) No. of Cars in use by midwives at 31st December, 1954 20

TABLE 25.

HEALTH VISITING (SECTION 24)

	No. of Visits paid by Health Visitors (or by District Nurses in their capacity as Health Visitors) during the year										
	Expectant Mothers*		Children under 1 year of age		Children between the age of 1 and 5		Tuberculosis cases		Other Cases†		Total Visits Paid
	First Visits†	Total Visits	First Visits†	Total Visits	First Visits†	Total Visits	First Visits†	Total Visits	First Visits†	Total Visits	
(1)	(2)	(3)	(4)	(5)	(6)	(7)	(8)	(9)	(10)	(11)	(12)
Health Visitors employed by the Authority	51	216	2,571	11,933	3,879	10,243	382	1,201	1,546	4,513	28,106
Health Visitors employed by Voluntary Organisations	—	—	—	—	—	—	—	—	—	—	—

Notes.—*These visits do not include visits paid by a midwife-health visitor who is to attend the confinement as a midwife or maternity nurse.

†Follow-up and other visits paid to schoolchildren under the School Health Service are not included in Columns 10 and 11.

TABLE 26.

HOME NURSING (SECTION 25)

	No. of Cases attended by Home Nurses (or by District Nurses in their capacity as Home Nurses) under arrangements made under this Section	No. of Visits paid by Nurses to these Cases
(1)	(2)	(3)
Home Nurses employed directly by the Authority	3,231 (690)	43,186 (21,020)
Home Nurses employed by Voluntary Organisations under arrangements made by the Authority	—	—

Elderly patients (*e.g.*, those aged 65 or over) are included and also shown separately in the brackets.

TABLE 27.

DOMESTIC HELP (SECTION 28)

(i) No. of Domestic Helps employed at end of year	163
(a) whole-time	2
(b) part-time	153
(c) Retaining fee basis	8
(ii) No. of cases for which Helps were provided during the year	695
(iii) No. of cases in (ii) provided on account of confinement :—	
(a) at home	109
(b) in hospital	17
(iv) No. of cases in (ii) provided on account of chronic sick including aged and infirm (if available)	468

TABLE 28.

DOMICILIARY MIDWIFERY AND LOCAL HEALTH AUTHORITY NURSING SERVICES

Staff in post at 31st December, 1955.

(i) Domiciliary Midwifery Service.

	Directly employed by Local Health Authority		Employed by Voluntary Organisations, including District Nursing Associations		Employed by Hospitals on Domiciliary Cases under arrangements between Regional Hospital Board and Local Health Authority	
	Whole-time	Part-time	Whole-time	Part-time	Whole-time	Part-time
Midwives (not undertaking Home Nursing or Health Visitor duties) employed in the following categories :—						
Non-Medical Supervisors and Assistant Non-Medical Supervisors of Midwives (see Note)	—	—	—	—	—	—
Superintendents or Sister-in-charge of District Mid- wives' Homes (see Note)	—	—	—	—	—	—
Midwives	3	—	—	—	—	—
Private practising Midwives	—	4	—	—	—	—
Total	3	4	—	—	—	—

MIDWIVES IN THE AREA WHO ARE NOT EMPLOYED ON LOCAL HEALTH AUTHORITY WORK—Private practising
Midwives (not shown above)—Nil.

TABLE 29.

HOME NURSING SERVICE

Nurses (not undertaking Midwifery or Health Visitor duties) employed in the following categories :—				Directly employed by Local Health Authority	
				Whole-time	Part-time
Superintendents or Sisters-in-charge of Nurses' Homes	...			—	—
Home Nurses {	State Registered Nurses	—	1
	Enrolled Assistant Nurses	—	—
	Others employed on nursing duties	...		—	—
Total				—	1

TABLE 30.

HEALTH VISITING SERVICE

Health Visitors and other Public Health Nurses (not undertaking Midwifery or Home Nursing duties) employed in the following categories :—	No. Employed		No. holding Health Visitor Certificate
	Whole-time	Part-time	
Superintendents	—	—	—
Health Visitor Tutors	—	—	—
Health Visitors not undertaking tuberculosis or school health work	—	—	—
Health Visitors and Tuberculosis Visitors employed solely on tuberculosis work ...	—	—	—
Health Visitors and Nurses employed solely on school health work	5	—	3
Health Visitors employed on all duties, includ- ing *tuberculosis and *school health work ...	17	—	11
Nurses employed solely at Local Health Author- ity Clinics	—	—	—
Other Local Health Authority Nurses	—	—	—
* Delete where not applicable. Total	22	—	14

TABLE 31.
COMBINED DUTIES IN MIDWIFERY, HOME NURSING AND HEALTH VISITING SERVICES.

	Directly employed by Local Health Authority		Employed by Voluntary Organisations including District Nursing Associations		No. holding Health Visitor Certificate
	Whole-time	Part-time	Whole-time	Part-time	
Nurses and Midwives on combined duties in the Midwifery, Home Nursing and Health Visiting Services employed in the following categories :—					
Superintendent (or Chief) Nursing Officers	* 1	—	—	—	1
Non-Medical Supervisors and Assistant Non-Medical Supervisors of Midwives (see Note)	—	—	—	—	—
Superintendents or Sisters-in-charge of District Nurses' Homes (see Note)	—	—	—	—	—
Nurses and Midwives employed on :—					
Midwifery, Health Visiting and Home Nursing duties	7	—	—	—	1
Midwifery and Home Nursing duties	13	—	—	—	—
Midwifery and Health Visiting duties	—	—	—	—	—
Health Visiting and Home Nursing duties	—	—	—	—	—
Total	21	—	—	—	2

* Acts as Supervisor of Midwives.

TABLE 32.

DAY NURSERIES, RESIDENTIAL NURSERIES AND CHILDREN'S HOMES provided under Section 22 of the National Health Service (Scotland) Act, 1947.

	Employed in Day Nurseries		Employed in Residential Nurseries and Children's Homes	
	Whole-time	Part-time	Whole-time	Part-time
Matrons—				
State registered (R.G.N., R.S.C.N., or R.F.N.)	2	—	1	—
Others	—	—	—	—
Deputy Matrons—				
State registered (R.G.N., R.S.C.N., or R.F.N.)	—	—	1	—
Others	1	—	—	—
Certificated Nursery Nurses	7	—	—	—
Enrolled Assistant Nurses	1	—	—	—
Nursery Students in Training	12	—	—	—
Other Staff (excluding domestics)—				
State registered (R.G.N., R.S.C.N., or R.F.N.)	—	—	—	—
Not State registered (Playmistresses, Nursery Assistants, Helpers, &c.)	—	—	—	—
Total	23	—	2	—

TABLE 33.—STATISTICS RELATIVE TO BLIND PERSONS AS AT 1ST APRIL, 1956.

DUNBARTON COUNTY (INCLUDING SMALL BURGHS).

M = Males; F = Females; T = Total.

TABLE 1.—PERSONS REGISTERED FOR FIRST TIME DURING YEAR ENDED 31st MARCH, 1966.
AGES AT TIME OF REGISTRATION AND PROBABLE YEAR OF ONSET OF BLINDNESS.

[illegible]

II.—PERSONS REGISTERED FOR FIRST TIME DURING YEAR ENDED 31st MARCH, 1956.

	Certified by		Cases Registered without Medical Examination	Total
	Other Ophthalmic Surgeons	Medical Practitioners other than Ophthalmic Surgeons		
Ophthalmic Surgeons attached to Clinics	15	2,222	—	16

III.—NUMBERS ACCORDING TO DIFFERENT AGE-GROUPS OF ALL BLIND PERSONS ON THE REGISTER.

	0-1		2-4		5-15		16-17		18-20		21-29		30-39		40-49		50-59		60-64		65-69		70+		Total	
	M.	F.	M.	F.	M.	F.	M.	F.	M.	F.	M.	F.	M.	F.	M.	F.	M.	F.	M.	F.	M.	F.	M.	F.	M.	F.
1	2	1	2	1	2	3	7	4	11	7	2	0	3	8	39	36	06	71	137

IV.—CLASSIFICATION OF BLIND SCHOOL CHILDREN (2 TO 16 YEARS INCLUSIVE).

	Normal		Additionally Handicapped		Total	
	M.	F.	M.	F.	M.	F.
At School
Voluntary School
Education Authority School
Not at School	2	2	2
Total	2	2	2

V.—EMPLOYMENT, &c., CONDITION OF BLIND PERSONS OF 16 YEARS AND OVER.

EMPLOYED—i.e. persons in genuine employment (including persons engaged in a business or profession; part-time workers are included under the appropriate column of the unemployed)														Undergoing Training (b)			
		16-20		21-29		40-49		50-59		60-64		65+		Total (a)			
		M.	F.	M.	F.	M.	F.	M.	F.	M.	F.	M.	F.	M.	F.		
In workshops for the blind																	
As approved home workers																	
Others (excluding those at school—see group (c))			1		2		1		3		1			4	5		
Totals			1		3		1							1			
														For sheltered employment		M.	F.
														For open employment		M.	F.
														For profession or university		M.	F.

VI.—UNEMPLOYED BLIND PERSONS NOT TRAINED BUT TRAINABLE.

[illegible]



TABLE 34.
HOUSING PROGRESS REPORT.
HOUSES COMPLETED DURING THE YEAR 1955.

<i>Site.</i>	<i>Tra- ditional.</i>	<i>Non- traditional.</i>	<i>Agri- cultural.</i>	<i>Total.</i>
Arrochar (O.F.)	... 4	Blackburn 4		8
		„ (O.F.) 4		4
Bearsden (O.F.)	... 6			6
Cardross (O.F.)	... 6	Blackburn 22		28
Castlecary	Weir 12		12
Duntocher	Blackburn 36		36
		Weir 2		2
Haldane — Alexandria		Blackburn 16		16
		Miller 18		18
Rhu	Weir 22		22
Rosneath	Blackburn 18		18
Twecher	Weir 46		46
		Lawrence 96		96
	—	—	—	—
	16	296	Nil.	312
	—	—	—	—

TABLE 35.
CLOSURE OR DEMOLITION OF HOUSES

BONHILL.

Closing Order—

<i>Situation of Property.</i>	<i>No. of Houses.</i>	<i>Apartments.</i>					
		1	2	3	4	5	6
39 Campbell Street, Bonhill ...	1	—	1	—	—	—	—
41 Campbell Street, Bonhill ...	1	—	1	—	—	—	—
409 Main Street, Bonhill ...	1	—	1	—	—	—	—

Demolition Order—

33 Random Street, Alexandria	1	—	1	—	—	—	—
	4	—	4	—	—	—	—

RENTON.

Closing Order—

<i>Situation of Property.</i>	<i>No. of Houses.</i>	<i>Apartments.</i>					
		1	2	3	4	5	6
20 Burn Street, Renton ...	1	—	1	—	—	—	—
37 Station Street, Renton ...	1	1	—	—	—	—	—
134 Back Street, Renton ...	1	—	1	—	—	—	—
	3	1	2	—	—	—	—

CARDROSS.

Closing Order—

<i>Situation of Property.</i>	<i>No. of Houses.</i>	<i>Apartments.</i>					
		1	2	3	4	5	6
Rifle Range (Butts Cottages), Cardross ...	2	—	2	—	—	—	—
	2	—	2	—	—	—	—

ARROCHAR.

Closing Order—

<i>Situation of Property.</i>	<i>No. of Houses.</i>	<i>Apartments.</i>					
		1	2	3	4	5	6
Stillbrae, Tarbet ...	1	—	—	1	—	—	—
	1	—	—	1	—	—	—

ROSNEATH.

Demolition Order—

<i>Situation of Property.</i>	<i>No. of Houses.</i>	<i>Apartments.</i>					
		1	2	3	4	5	6
Mill of Camsail, Rosneath ...	2	—	1	1	—	—	—
	2	—	1	1	—	—	—

RHU.

Closing Order—

<i>Situation of Property.</i>	<i>No. of Houses.</i>	<i>Apartments.</i>					
		1	2	3	4	5	6
Pier Cottage, Rhu ...	1	—	—	1	—	—	—
Torr Cottage, Rhu ...	1	—	1	—	—	—	—
<i>Demolition Order—</i>							
Torr Cottage, Rhu ...	1	—	1	—	—	—	—
	3	—	2	1	—	—	—

SHANDON.

Closing Order—

<i>Situation of Property.</i>	<i>No. of Houses.</i>	<i>Apartments.</i>					
		1	2	3	4	5	6
East Cottage ("The Sheiling"), Shandon ...	1	—	—	—	1	—	—
	1	—	—	—	1	—	—

GARELOCHHEAD.

Closing Order—

<i>Situation of Property.</i>	<i>No. of Houses.</i>	<i>Apartments.</i>					
		1	2	3	4	5	6
2 Glencairn Cottages, Garelochhead ...	1	1	—	—	—	—	—
	1	1	—	—	—	—	—

COVE.

Closing Order—

<i>Situation of Property.</i>	<i>No. of Houses.</i>	<i>Apartments.</i>					
		1	2	3	4	5	6
South Ailey Cottages, Cove	... 1	—	1	—	—	—	—
Old Kilcreggan Cottages	... 1	—	1	—	—	—	—
	2	—	2	—	—	—	—

WEST KILPATRICK.

Closing Order—

<i>Situation of Property.</i>	<i>No. of Houses.</i>	<i>Apartments.</i>					
		1	2	3	4	5	6
Marshall's Land, Dumbuck	... 3	—	2	—	1	—	—
310 Dumbarton Road, Old Kilpatrick	... 8	—	8	—	—	—	—
336 Dumbarton Road, Old Kilpatrick	... 1	—	1	—	—	—	—
Black's Land, Hardgate	... 1	—	—	—	1	—	—
Donald's Land, Hardgate	... 1	—	—	1	—	—	—
Mason's Land, Hardgate	... 1	—	—	1	—	—	—
Bremner's Land, Duntocher	... 8	—	8	—	—	—	—
	23	—	19	2	2	—	—

BEARSDEN.

Closing Order—

<i>Situation of Property.</i>	<i>No. of Houses.</i>	<i>Apartments.</i>					
		1	2	3	4	5	6
Langfaulds Farm Cottages, Bearsden	... 1	1	—	—	—	—	—
6 West Chapelton Avenue, Bearsden	... 1	—	1	—	—	—	—

Demolition Order—

<i>Situation of Property.</i>	<i>No. of Houses.</i>	<i>Apartments.</i>					
		1	2	3	4	5	6
Langfaulds Farm Cottages, Bearsden	... 2	—	1	1	—	—	—
	4	1	2	1	—	—	—

CUMBERNAULD.

Closing Order—

<i>Situation of Property.</i>	<i>No. of Houses.</i>	<i>Apartments.</i>					
		1	2	3	4	5	6
9 Main Street, Cumbernauld ...	1	—	—	—	—	—	1
18 Smithyends, Cumbernauld ...	1	—	—	—	1	—	—
63 Roadside, Cumbernauld ...	1	—	1	—	—	—	—
	3	—	1	—	1	—	1

KIRKINTILLOCH.

Demolition Order—

<i>Situation of Property.</i>	<i>No. of Houses.</i>	<i>Apartments.</i>					
		1	2	3	4	5	6
Railway Cottage, Drumbreck, Gartshore Siding ...	1	—	1	—	—	—	—
Whitehill, Kirkintilloch ...	6	4	2	—	—	—	—
	7	4	3	—	—	—	—

CROY.

Closing Order—

<i>Situation of Property.</i>	<i>No. of Houses.</i>	<i>Apartments.</i>					
		1	2	3	4	5	6
Elbow Cottage, Croy ...	2	—	—	—	2	—	—
Barrhill Cottage, Croy ...	1	—	—	1	—	—	—
	3	—	—	1	2	—	—

TWECHAR.

Closing Order—

<i>Situation of Property.</i>	<i>No. of Houses.</i>	<i>Apartments.</i>					
		1	2	3	4	5	6
1, 2, 5 & 8 Barrhill Rows, Twechar	4	—	2	2	—	—	—
3, 4 & 9 Barrhill Rows, Twechar	3	—	1	2	—	—	—
5 & 29 Barrhill Rows, Twechar	2	—	2	—	—	—	—
10, 16, 18 & 19 Barrhill Rows, Twechar	4	—	4	—	—	—	—
12, 14, 33 & 34 Barrhill Rows, Twechar	4	—	4	—	—	—	—
23, 24, 28 & 30 Barrhill Rows, Twechar	4	—	4	—	—	—	—
27 Barrhill Rows, Twechar ...	1	—	1	—	—	—	—
36, 39, 42 & 44 Barrhill Rows, Twechar	4	—	4	—	—	—	—
37, 40, 48 & 49 Barrhill Rows, Twechar	4	—	4	—	—	—	—
45, 47, 54 & 63 Barrhill Rows, Twechar	4	—	4	—	—	—	—
55, 56, 60 & 66 Barrhill Rows, Twechar	4	—	4	—	—	—	—
68, 69 & 71 Barrhill Rows, Twechar	3	—	3	—	—	—	—
75, 76, 78 & 81 Barrhill Rows, Twechar	4	—	4	—	—	—	—
82, 85 & 89 Barrhill Rows, Twechar	3	—	3	—	—	—	—
87, 90, 91 & 99 Barrhill Rows, Twechar	4	—	4	—	—	—	—
96, 102 & 155 Barrhill Rows, Twechar	3	1	2	—	—	—	—
103, 105, 106 & 111 Barrhill Rows, Twechar	4	—	4	—	—	—	—
94, 145 & 146/7 Barrhill Rows, Twechar	4	—	4	—	—	—	—
114, 116, 118, 119 and 154 Barrhill Rows, Twechar	5	—	5	—	—	—	—
	68	1	63	4	—	—	—
TOTAL ALL AREAS ...	127	8	101	11	6	—	1

Determination Orders—

Demolition Orders were substituted for Closing Orders on four houses situated at Woodbank Place, Shandon.

TABLE 36.—RAINFALL DURING 1955

STATION	OBSERVER	Rain Gauge			January	February	March	April	May	June	July	August	September	October	November	December	Totals
		Diameter	Ht. above Ground	Ht. above Sea-level													
Whistlefield, Clear Water Tank	Malcolm Ross, County Engineer	in.	ft. in.	ft.	3.09	2.24	3.22	4.05	4.54	3.20	1.82	0.89	6.88	5.79	3.24	9.73	48.69
Rhu, Filter House	Do.	8	1 0	342	2.76	2.66	4.09	4.27	4.99	3.29	2.38	1.13	6.09	5.53	3.23	9.38	49.80
Valve House, Luss Rd., Helensburgh	A. Duncan Romisch, Burgh Surveyor	8	1 0	293	3.23	3.35	2.11	3.66	3.48	3.76	1.44	1.15	5.02	5.01	2.74	8.38	43.33
Renton Filters	E. Carberry, Alexandria	8	4 0	292	3.44	2.59	1.69	2.04	3.16	2.71	1.73	1.23	4.27	4.90	2.73	7.75	38.24
					21	11	9	15	14	14	4	10	23	20	16	24	181
Garshake	William Wilson, Burgh Engineer	8	1 0	235	2.56	4.15	3.08	2.02	3.69	2.16	1.77	1.21	2.91	3.52	2.45	7.10	37.62
Loch Humphrey	Do.	8	1 0	1052	4.79	1.75	1.28	2.35	3.15	3.64	1.63	1.22	5.04	4.27	3.18	6.41	38.71
Main Sewage Stn., Dumbarton	Do.	5	1 0	11	3.03	2.89	2.14	2.12	4.35	2.36	2.03	1.11	3.90	3.62	2.39	7.79	37.76
Glen Finlas	E. Carberry, Alexandria	4.50	3.82	1.72	5.90	5.97	5.85	1.62	1.85	10.35	7.82	4.86	14.10	68.36
					15	7	9	19	19	16	6	10	24	22	18	21	186
Cochno Filters		5	1 0	400	2.75	2.18	1.56	1.99	4.50	2.89	0.89	0.83	5.21	3.32	2.68	6.88	35.68
					15	10	9	13	16	13	2	8	23	23	18	24	174
Cochno Loch	J. E. McWilliams, Superintendent	5	1 0	909	3.30	0.32	3.35	3.11	5.77	4.26	1.76	1.22	6.73	4.72	3.13	7.50	45.17
Jaw Reservoir	Do.	5	1 0	912	3.58	0.23	3.75	3.14	5.12	4.01	0.88	1.17	5.53	4.69	3.59	7.88	43.57
Greenside Reservoir	Do.	5	1 0	875	4.11	1.63	2.18	3.05	5.38	3.91	1.72	1.18	5.50	4.04	3.25	6.84	42.81
Mugdock Reservoir	Malcolm Ross, County Engineer	325	3.02	2.18	1.41	2.87	3.87	3.28	1.42	0.93	5.11	3.99	2.38	8.23	38.69
Mean Rainfall (Scotland)	Meteorological Reports	2.67	1.47	1.73	1.52	2.83	1.82	1.12	0.97	2.74	2.69	1.82	5.79	27.17
					19	16	11	13	18	12	4	9	18	15	13	22	170

TABLE 37.

PRESCRIBED PARTICULARS ON THE ADMINISTRATION OF THE FACTORIES ACT, 1937.

PART I OF THE ACT

1.—INSPECTIONS for purposes of provisions as to health (including inspections made by Sanitary Inspectors)—

Premises (1)	Number on Register (2)	Number of		
		Inspections (3)	Written notices (4)	Occupiers prosecuted (5)
(i) Factories in which Sections 1, 2, 3, 4 and 6 are to be enforced by Local Authorities	191	262	2	—
(ii) Factories not included in (i) in which Section 7 is enforced by the Local Authority	149	233	—	—
(iii) Other Premises in which Section 7 is enforced by the Local Authority (excluding out-workers' premises)	45	83	—	—
Total	385	578	2	—

TABLE 38.

CASES IN WHICH DEFECTS WERE FOUND—

(If defects are discovered at the premises on two, three or more separate occasions, they should be reckoned as two, three or more "cases").

Particulars (1)	Number of cases in which defects were found				Number of cases in which prosecutions were instituted (6)
	Found (2)	Remedied (3)	Referred		
			To H.M. Inspector (4)	By H.M. Inspector (5)	
Want of Cleanliness (S.1)	—	—	—	—	—
Overcrowding (S.2)	—	—	—	—	—
Unreasonable Temperature (S.3)	—	—	—	—	—
Inadequate Ventilation (S.4)	—	—	—	—	—
Ineffective Drainage of Floors (S.6)	—	—	—	—	—
Sanitary Conveniences (S.7)—					
(a) Insufficient	—	—	—	—	—
(b) Unsuitable or Defective	12	12	—	1	—
(c) Not Separate for Sexes	—	—	—	—	—
Other Offences against the Act (not including offences relating to Outwork)	2	2	—	—	—
Total	14	14	—	1	—

Medical Inspection of School Children

1955-1956

(Year ending 31st July, 1956)

COUNTY COUNCIL OF DUNBARTON.

SCHOOL MEDICAL STAFF.

Supervising School Medical Officer

SAMUEL HARVEY, M.B., Ch.B., M.R.C.P.(Edin.), D.P.H.

School Medical Officers

IAIN MACLEOD, M.B., Ch.B., D.P.H.

CHARLES C. SLORACH, M.B., Ch.B., D.P.H.((part-time).

AGNES W. B. F. O'GORMAN, L.R.C.P., L.R.C.S.(Edin.),

L.R.F.P.S. (Glas.), D.P.H.

CHRISTINE L. H. NOBLE, M.B., Ch.B.

ELIZABETH H. LAWRIE, M.B., Ch.B. (part-time).

Chief Dental Officer

FELIX A. CASSIDY, L.D.S., D.D.S.(McGill).

Dental Surgeons

ELIZ. McKENDRICK,
L.D.S.

MARY W. DINN, L.D.S.

DOROTHY EDWARD,
L.D.S.

RICHARD DOCHERTY,
L.D.S.

HAROLD STOLL, L.D.S.

THOMAS B. HAMILTON,
L.D.S. (Resigned 15/5/56).

JAMES H. FERGUSON, L.D.S.
HELEN M. GALE, B.D.S.

SYBIL MUIRIE, L.D.S.
THOMAS Y. MEEK, L.D.S.

(Commenced 2/4/56).
MARY E. MACKENZIE, L.D.S.

(Commenced 1/10/55).
(Resigned 15/7/56).

Senior Dental Technician

JAMES FYFE.

Ophthalmic Surgeon

JAMES N. TENNENT, M.B., Ch.B., B.Sc., D.O.M.S., F.R.F.P.S.

Ear, Nose and Throat Specialist

J. FULTON CHRISTIE, M.B., Ch.B., F.R.F.P.S.

Anæsthetists

A. FERGUS McINTYRE, M.B., Ch.B.

H. P. COOPER HARRISON, M.B., Ch.B.

Superintendent Physiotherapist

MORAG T. GALLOWAY.

Physiotherapists

AGNES McF. MALCOLM, JEAN S. A. HOWATT (part-time).
 MARGT. S. MACLAGAN, GEO. MARSHALL (part-time).

Superintendent of Nurses
 CATHERINE T. GAVIN.

Nursing Staff

MARIE GILMOUR*	WILLIAMINA CAFFEL.
(Resigned 10/7/56).	JANE P. SCOTT.*
KATH. S. STEVENSON.	ELSIE M. RANKIN.
ALICE GEE.	JEAN P. McHAFFIE.
MARGT. W. CHRISTIE.	ELIZ. T. CRAWFORD.
AGNES C. JOHNSTON.*	AGNES TAYLOR.*
CHRISTINA S. L. KING.	ELIZ. A. SANDILANDS.
MARGARET CALLANDER.	MARGT. M. MACDONALD.
MARGARET G. MILLER.	CATHERINE DEMPSEY.
MARY CALLAGHAN.	ANNIE McCANN.
EVELYN R. McLETCHIE.	ALICE T. McLELLAN.
CATHERINE M. SCOBIE.	CATHERINE ALLISON.*

*Employed solely on School Medical Duties.

Audiometrician

CHRISTINA P. ROGERS.

Orthoptist

WINNIFRED M. McALISTER.

Dental Attendants

ANNIE J. RAE.	MARGARET SAMSON.
ANN McL. CAMERON	CHRISTINE MACNAUGHTON.
(commenced 3/10/55).	MARJORIE E. P. GARDNER.
JEAN S. LOCKHART.	MARTHA W. KINLOCH.
MARGARET CAMERON.	MARGARET BOYLE.
MARY B. GUTHRIE.	

Orthopædic Clinic Attendant

MARGARET C. BLACK.

Clerks (part-time)

WILLIAM B. GILLILAND.	ROBERT F. LIVINGSTONE.
ELIZABETH A. McLEAN.	ELIZABETH MACFARLANE.
MARGARET WEIR.	MARY BALLANTINE.

REPORT

ON THE

MEDICAL INSPECTION AND TREATMENT OF SCHOOL CHILDREN IN THE COUNTY OF DUNBARTON.

1.—LIST OF STAFF.
(see pages 75 and 76.)

2.—(a) NUMBER OF SCHOOLS.

School Management Area.

Cumbernauld	-	-	-	-	-	4
Kirkintilloch	-	-	-	-	-	6
New Kilpatrick	-	-	-	-	-	5
Old Kilpatrick	-	-	-	-	-	16
Dumbarton	-	-	-	-	-	7
Vale of Leven	-	-	-	-	-	12
Helensburgh	-	-	-	-	-	10
						—
						60
						—

(b) NUMBER OF CHILDREN ON REGISTER AND IN AVERAGE
ATTENDANCE DURING SESSION 1955/56.

<i>School Management Area.</i>	<i>Average on Roll.</i>	<i>Average Attending.</i>	<i>Per Cent.</i>
Cumbernauld - -	919.0	851.0	92.6
Kirkintilloch - -	4045.1	3708.5	91.7
New Kilpatrick - -	2383.3	2225.9	93.4
Old Kilpatrick - -	9802.6	8923.5	91.0
Dumbarton - - -	5350.4	4890.6	91.4
Vale of Leven - -	3811.0	3518.2	92.3
Helensburgh - -	2048.5	1873.7	91.5
Total -	28359.9	25991.4	91.6

NUMBER OF VISITS FOR SYSTEMATIC EXAMINATIONS.

Note.—One whole day spent in school counts as two visits (morning and afternoon sessions).

Number of visits as above - - - - - 565

NUMBER OF SPECIAL VISITS BY MEDICAL OFFICERS.

For examination of backward, mentally or physically defective children - - - - -	45
For re-examination of defective children - - - - -	20
Attendances at school clinics - - - - -	378
Attendances for office work, etc. - - - - -	26
For inquiry regarding infectious diseases (including scabies)	1
Diphtheria immunisation - - - - -	35
Others - - - - -	131
	<hr/>
	636
	<hr/>

SANITARY CONDITION OF SCHOOLS.

As in former years, the Property Visiting Committee, when making their annual inspection of schools, gave due attention to the cleanliness of the buildings and expressed satisfaction with the manner in which the janitors and cleaners are carrying out their respective duties.

A considerable programme of painter work was carried out during the year and the walls of a number of classrooms, cloakrooms, &c., were washed.

The outside lavatories and sheds were limewashed and painter work done where necessary.

All defective and broken w.c. pans, washhand basins and drinking fountains have been replaced and the woodwork generally overhauled where required.

A range of lavatories at Our Holy Redeemer's R.C. School, Clydebank, was rebuilt and modernised, and considerable progress was made during the year with the final war damage reinstatement of school buildings, particularly within the Burgh of Clydebank.

ORGANISATION AND ADMINISTRATION.

For Organisation and Administration, &c., and Co-operation with Public Health Department, Sections A, B, C, D, E and F, see pages 9 to 15 of the Annual Report, 1948-49.

PARENTS PRESENT AT INSPECTION.

<i>School Management Area.</i>	<i>Number of Children Examined.</i>	<i>No. of Parents Present at Routine Examinations.</i>	<i>Per Cent.</i>
Cumbernauld - -	234	128	54.7
Kirkintilloch - -	1102	539	48.9
New Kilpatrick - -	740	435	58.7
Old Kilpatrick - -	2734	1557	56.9
Dumbarton - -	1365	547	40.0
Vale of Leven - -	1076	514	47.7
Helensburgh - -	610	262	42.9
Total -	7861	3982	50.6

GENERAL REVIEW.

Routine inspection was carried out on 7861 children—an increase of 295 from last year's total.

The number of children examined non-routinely, i.e., at clinics mainly, was 1863.

Three thousand nine hundred and eighty-two parents were present at the routine examinations.

PHYSICAL CONDITION.

The percentage of children found to be free from all defects on routine school examination was 53.8, as against the previous session's figure of 50.0. The percentage of children free from defects in the different age groups was as follows:—

Entrants - - - -	46.8
Second Age Group - -	57.4
Third Age Group - -	58.1
Fourth Age Group - -	60.3

In Table I the number of children who were found to be requiring treatment (excluding uncleanliness and dental caries) and whose parents were so advised was 728, 43 more than last session.

74.2 per cent. of the children examined had already been immunised against diphtheria.

DEFECTS AND DISEASES.

Clothing.—During the session 7 children were found to have unsatisfactory clothing.

Footgear.—Only 3 cases of unsatisfactory footgear were noted.

Uncleanliness.—The percentage of children found to be in a verminous condition of head and/or body shows a decrease from 1954-55—4.8 per cent. as compared with 6.1 per cent. 4.1 per cent. of girls examined were in this category as against 0.7 per cent. of the boys.

Skin Diseases.—19 cases of impetigo of the head were found, an increase of 4 from last year's total. There were 3 cases noted of impetigo of the body.

Nutrition.—4 children were noted as suffering from bad nutrition. This is a decrease of 6 from last year.

In the special eye examination of the 1948 age group, 85.9 per cent. had normal vision.

SCHOOL DENTAL SERVICE.

ANNUAL REPORT, 1955-56.

During the year two of the dental officers resigned, Miss S. Speirs on the occasion of her marriage, and Mr. Hamilton to take up the post of Chief Dental Officer to the Borough of Smethwick.

I should like to record my appreciation and thanks to both for their willing co-operation and their deep interest in the dental well-being of those children and mothers who came under their care.

We were fortunate in obtaining two other dental officers to fill these vacancies.

There has been a decrease in the number of school children inspected and treated compared with the previous year. This is mainly due to the steadily increasing demand for treatment by Expectant and Nursing Mothers, most of whom require

extensive extractions and the provision of dentures, all of which necessitates many visits, thus curtailing the time allocated to the treatment of the school children.

There is as yet no indication that we have reached the peak in the demand for treatment by Expectant and Nursing Mothers, and until this happens we shall have further inroads into the treatment of children.

The Orthodontic Service continues to develop and many malocclusions have been successfully treated. Unfortunately, it is not always possible to assess, in advance of treatment, the co-operation which will be forthcoming from child patient or parent. Successful treatment in Orthodontics is entirely dependent on the fullest co-operation between dentist, child and parent; if this co-operation is not established, the best efforts of the dentist are fruitless.

Last year I expressed the opinion that the incidence of dental decay in children had increased and with it an increase of the rapidity of its progress once it had attacked a tooth. To assess the magnitude of our treatment problem I carried out an investigation of the dental conditions of 687 school children from various areas within the County; these children were either born in 1947 or 1948, i.e., children of the 7 or 8-year-old age groups.

The main purport of this survey was to ascertain the incidence of dental decay in the four 1st permanent molars which normally erupt around six years of age. It should be noted that these 1st permanent molars were therefore only one or two years in the dental arch. It was found that 51 per cent. were decayed but could be saved by fillings, 5 per cent. had already been extracted because of toothache, and 3 per cent. were so badly decayed that extraction was imperative. In 1941-42 a similar survey was carried out in various areas in Scotland by the Department of Health dental officers who found that (D.H.S. Circular No. 87/1952) "in the 7 and 8-year-old group, 30 per cent. were decayed but saveable, 1.5 per cent. had been extracted, and 4 per cent. required to be extracted."

FELIX A. CASSIDY.

SPECIAL THERAPY REPORT, 1955-56.

PROCEDURE.

1. Cases are treated individually and in groups of two, three, or four.
2. A treatment session may last from 20 minutes to one hour and about 15 cases are treated at each centre per day.
3. Parents are seen as frequently as possible and are very co-operative.
4. Cases are frequently referred to School Medical Officers, Psychologists and Dentists for Surgical, Medical, Psychological, Educational, Dental or Orthodontic consultations or treatments necessary to speech re-adjustment.
5. Visits are paid to schools and much valuable assistance is given by head teachers and assistant staff.
6. Especially valuable is the guidance given by the Director of Education, Dr. Anne McAllister (Hon. Consultant) and Miss Calvert (Principal Psychologist).
7. Every possible facility is given by the County Medical Officer, other County Medical Officers and the nursing staff to ensure that the centres are available and as suitable as possible for Speech Therapy Treatment.
8. All Therapists employed by the County are fully qualified in this particular branch of Child Guidance work, and in addition one of the seven is a fully qualified experienced teacher. The ready advice and treatment given at their request by other County Specialists constitutes a team service for every speech-disordered child.
9. Again during this session a number of pre-school children have been admitted for treatment. The results have been very satisfactory.
10. The audiometer (gramophone, puretone and peep-show) is of great assistance in the cases where speech defect is due to partial deafness.

11. The three sound-recording units are a valuable asset in treatment.
12. The speech survey carried out seven years ago by the Therapists has been kept up to date by the surveying of all children admitted to school during the current session.
13. In the past year the Glasgow School of the College of Speech Therapists has sent students for observation and clinical training.

BETSY C. McORIST,
Senior Speech Therapist.

SPECIAL SCHOOLS AND CLASSES.

SPECIAL SCHOOLS

Milton Special School.

This school caters for mentally handicapped pupils from the Western portion of the County. There are four classes at Milton School with a total roll of 88. There is also an Occupational Centre at Gavinburn with 32 pupils on the roll.

SPECIAL CLASSES.

For mentally handicapped children—

Whitecrook School, Clydebank, with 20 on the roll (one class);

Lairdland School, Kirkintilloch, with 14 on the roll (one class).

Total number of pupils—34.

For physically handicapped children—

Hartfield School, Dumbarton, with 17 on the roll (one class).

For conservation of vision—

Whitecrook School, Clydebank, with 9 on the roll (one class);

Hartfield School, Dumbarton, with 8 on the roll (one class).

Total number of pupils—17.

For deaf-mute children—

Hartfield School, Dumbarton, with 9 on the roll (one class)

INSTITUTIONS

Number of physically handicapped children in Institutions paid for by the County Council - - - - -	9
Number of mentally handicapped children in Institutions paid for by the County Council - - - - -	4
Number of Blind Persons in training under the Blind Persons Act, 1920 (Cost of training borne by the County Council and maintenance by the Local Authority) - - -	Nil

REMOVAL OF TONSILS AND/OR ADENOIDS.

During the year 518 children were operated on for the removal of Tonsils and/or Adenoids. Of these, 145 were pre-school children. There still remained at the end of the year 248 children awaiting examination.

This is a reduction in the number of operations (518 as against 854 last year) owing to several clinics being cancelled because of the removal to hospital of a few cases of suspected Poliomyelitis.

MEDICAL INSPECTION OF SPECIAL SCHOOLS.

During the present session 142 children, 68 boys and 74 girls, were examined. Of these, 91 were found to be mentally defective (educable) and 51 mentally defective (ineducable), 8 had a congenital deformity, while 7 were suffering from other deformities. Clothing and footgear were satisfactory in all but 5 cases, 59 children were found to have a verminous condition of the head and/or body, and 30 children were found to have unhealthy mouths. 46 parents were present at the medical examinations and notices were issued to all parents whose children were found to be suffering from a particular defect.

MILK-IN-SCHOOLS SCHEME.

The average number of pupils taking milk in schools during session 1955-56 was 24,152 (approximately 86 per cent. of the roll).

ARRANGEMENTS FOR PHYSICAL EDUCATION AND PERSONAL HYGIENE IN SCHOOL.

Details of physical education arrangements are as contained in the Report for 1948-49.

ADMISSION OF CHILDREN TO APPROVED SCHOOLS.

During the year 23 children were committed by the Sheriff to the following Institutions:—

Dalbeth Girls' School, Bishopton.
 Dr. Guthrie's Boys' School, Edinburgh.
 Dr. Guthrie's Girls' School, Edinburgh.
 Kenmure St. Mary's Boys' School, Bishopbriggs, Glasgow.
 Kibble School, Paisley.
 Mossbank Approved School, Millerston, Glasgow.
 Springboig St. John's Boys' School, Shettleston, Glasgow.
 Snowdon Girls' School, Stirling.
 Thornly Park Approved School, Paisley.

ULTRA VOILET LIGHT TREATMENT.

The following are details of the work done at Dumbarton, Clydebank, Kirkintilloch, Bearsden, Alexandria and Helensburgh Clinics during the year:—

Number of patients treated -	-	138
Total number of attendances -	-	2076
Average number of treatments -	-	15

<i>Cause of Reference.</i>	<i>No. of Patients.</i>	<i>No. Improved.</i>	<i>Condition Unchanged.</i>
Bronchitis, etc. - - -	44	39	5
Debility - - - -	48	40	8
Skin Conditions - - -	19	17	2
Others - - - -	27	18	9
Totals - - -	138	114	24

TABLE I.

Total number of children examined at :—

(a) *Ordinary Schools*—

	<i>Systematic Examinations.</i>	<i>Other Systematic Examinations.</i>
Entrants - - -	2865	—
Second Age Group	2717	—
Third Age Group -	2062	1863
<i>Secondary Schools</i> —		
Fourth Age Group	217	—
Totals -	<hr/> 7861 <hr/>	<hr/> 1863 <hr/>

• (b) *Other Examinations*—

Special cases - - - - -	72
Re-inspection by Medical Officer - -	115
	<hr/> 187 <hr/>

Number of individual children inspected at systematic examinations who were notified to parents as requiring treatment (excluding uncleanliness and Dental Caries) :—

Entrants - - - - -	223
Second Age Group - - - - -	273
Third Age Group - - - - -	213
Secondary Age Group - - - - -	19
Other systematic examinations - - -	—
Total - - - - -	<hr/> 728 <hr/>

TABLE II.—SYSTEMATIC EXAMINATIONS
TOTAL EXAMINED AT ALL AGES—7861

Total Examined in Each Age Group—By Sexes	Entrants				Second Age Group				Third Age Group				Fourth Age Group				All Ages				Non-Resistant Cases 1963
	1503		1362		1399		1318		1071		991		100		117		4073		3788		
	No.	%	No.	%	No.	%	No.	%	No.	%	No.	%	No.	%	No.	%	No.	%	No.	%	
No. showing Defects	1	0.1	3	0.2	1	0.1	—	—	—	—	2	0.2	—	—	—	—	2	0.05	5	0.1	1
Nature of Defect—																					
1. Clothing Unsatisfactory	—	—	1	0.1	—	—	—	—	—	—	—	—	—	—	—	—	—	—	—	—	—
2. Footgear Unsatisfactory	—	—	1	0.1	—	—	—	—	—	—	—	—	—	—	—	—	—	—	—	—	—
3. Unhealthiness—																					
(a) Head	22	1.5	109	8.0	15	1.1	121	9.2	9	0.8	89	9.0	—	—	—	—	46	1.1	319	8.4	57
(b) Body	—	—	5	0.4	2	0.1	2	0.2	4	0.4	3	0.3	—	—	—	—	6	0.2	10	0.3	1
4. Skin—																					
(a) Head—																					
Ringworm	4	0.3	5	0.4	4	0.3	4	0.4	2	0.2	—	—	—	—	—	—	10	0.3	9	0.3	3
Impetigo	17	1.1	8	0.6	12	0.9	10	0.8	13	1.2	20	2.0	13	13.0	12	10.3	55	1.4	50	1.3	73
Other Diseases	—	—	—	—	—	—	—	—	—	—	—	—	—	—	—	—	—	—	—	—	1
(b) Body—																					
Ringworm	1	0.1	—	—	2	0.1	—	—	—	—	—	—	—	—	—	—	3	0.1	—	—	23
Impetigo	—	—	—	—	—	—	—	—	—	—	—	—	—	—	—	—	—	—	—	—	—
Other Diseases	14	0.9	16	1.2	12	0.9	16	1.2	11	1.0	11	1.1	1	1.0	4	3.4	38	0.9	47	1.2	134
5. Defective Nutrition—																					
(a) Slightly Defective	5	0.3	9	0.7	2	0.1	6	0.4	10	0.9	1	0.1	—	—	—	—	1	0.9	17	0.5	—
(b) Bad	—	—	—	—	2	0.1	—	—	1	0.1	—	—	—	—	—	—	3	0.1	1	0.03	—
6. Mouth and Teeth Unhealthy	207	13.8	225	16.5	205	14.7	195	14.8	252	23.5	213	21.5	12	12.0	15	12.8	676	16.6	648	17.1	12
7. Nasopharynx—																					
(a) Nose—																					
1. Obst. Req. Ob.	100	6.6	89	6.5	20	1.4	26	2.0	4	0.4	7	0.7	—	—	—	—	124	3.0	122	3.2	13
2. Obst. Req. Oper.	32	3.5	44	3.2	11	0.8	9	0.7	6	0.6	—	—	—	—	—	—	69	1.7	53	1.4	114
3. Other Conditions	101	6.7	79	5.8	52	3.7	31	2.4	10	0.9	7	0.7	2	2.0	—	—	165	4.1	117	3.1	58
(b) Throat—																					
1. Throat Req. Ob.	267	17.7	215	15.8	79	5.6	109	8.3	32	3.0	42	4.2	4	4.0	2	1.7	382	9.4	368	9.7	32
2. Throat Req. Oper.	103	6.9	91	6.6	24	1.7	32	2.4	6	0.6	6	0.6	1	1.0	1	0.9	134	3.3	130	3.4	167
(c) Glands—																					
1. Tonsils Req. Ob.	69	4.6	47	3.5	23	1.6	20	1.5	8	0.7	8	0.8	—	—	—	—	100	2.5	76	2.0	11
2. Tonsils Req. Oper.	7	0.5	3	0.2	1	0.1	—	—	2	0.2	—	—	—	—	—	—	10	0.3	3	0.1	—
3. Requiring Oper.	—	—	—	—	—	—	—	—	—	—	—	—	—	—	—	—	—	—	—	—	—
8. Eye Conditions—																					
(a) External Conditions—																					
Blepharitis	7	0.5	8	0.6	13	0.9	11	0.8	7	0.7	6	0.6	—	—	—	—	27	0.7	25	0.7	64
Conjunctivitis	—	—	2	0.2	3	0.2	—	—	1	0.1	—	—	—	—	—	—	3	0.1	2	0.1	26
Corneal Opacities	60	4.0	43	3.2	32	2.3	40	3.0	12	1.1	21	2.1	1	1.0	—	—	105	2.6	104	2.7	40
Scleritis	1	0.1	13	1.0	2	0.1	1	0.1	—	—	2	0.2	—	—	—	—	3	0.1	16	0.4	23
Other Diseases	—	—	—	—	—	—	—	—	—	—	—	—	—	—	—	—	—	—	—	—	—
(b) Visual Acuity—																					
1. Fair Vision	1	0.1	10	0.7	96	6.9	85	6.5	79	7.4	64	6.5	5	5.0	12	10.3	181	4.4	171	4.5	165
2. Bad Vision, 6/18 or worse	1	0.1	2	0.2	33	2.4	45	3.4	57	5.3	52	5.2	9	9.0	7	6.0	100	2.5	106	2.8	83
3. Referred for refraction	2	0.1	12	0.8	129	9.2	130	9.8	136	12.6	116	11.7	14	14.0	19	16.2	281	6.8	277	7.3	248
9. Ear Conditions—																					
(a) Diseases—																					
1. Otorrhoea	3	0.2	1	0.1	—	—	1	0.1	1	0.1	2	0.2	—	—	—	—	4	0.1	4	0.1	4
2. Other Diseases	5	0.3	3	0.2	5	0.4	3	0.2	1	0.1	2	0.2	—	—	—	—	11	0.3	8	0.2	104
(b) Deafness—																					
Grade I	3	0.2	3	0.2	3	0.2	2	0.2	5	0.5	—	—	—	—	—	—	11	0.3	5	0.1	1
Grade IIA	1	0.1	2	0.2	5	0.4	—	—	3	0.3	2	0.2	—	—	—	—	9	0.2	4	0.1	1
Grade IIB	—	—	—	—	1	0.1	—	—	—	—	—	—	—	—	—	—	1	0.03	—	—	—
Grade III	—	—	—	—	—	—	—	—	—	—	—	—	—	—	—	—	—	—	—	—	—
10. Defective Speech—																					
Deafness, articulation	8	0.5	9	0.7	1	0.1	2	0.2	1	0.1	1	0.1	—	—	—	—	10	0.3	12	0.3	7
Stammering	2	0.1	1	0.1	—	—	—	—	—	—	—	—	—	—	—	—	2	0.05	1	0.03	1
11. Mental and Nervous Conditions—																					
(a) Backward	—	—	—	—	—	—	—	—	—	—	—	—	—	—	—	—	—	—	—	—	—
(b) Dull (Ineducable)	—	—	2	0.2	—	—	—	—	—	—	—	—	—	—	—	—	—	—	—	—	—
(c) Mentally Deficient (Educable)	—	—	—	—	—	—	—	—	—	—	—	—	—	—	—	—	—	—	—	—	—
(d) Ment. Deficient (Ineducable)	—	—	—	—	—	—	—	—	—	—	—	—	—	—	—	—	—	—	—	—	—
(e) Highly Nervous	—	—	—	—	—	—	—	—	—	—	—	—	—	—	—	—	—	—	—	—	—
(f) Disturbance in Behaviour	1	0.1	—	—	—	—	—	—	—	—	—	—	—	—	—	—	1	0.03	—	—	—
12. Heart Conditions—																					
(a) Organic Heart Disease—																					
1. Congenital	2	0.1	4	0.3	2	0.1	—	—	1	0.1	—	—	1	1.0	—	—	5	0.1	4	0.1	—
2. Acquired	—	—	1	0.1	—	—	2	0.2	3	0.3	1	0.1	—	—	—	—	6	0.2	4	0.1	—
(b) Functional Conditions—																					
1. Lung Conditions—																					
(a) Chron. Bronchitis	5	0.3	5	0.4	1	0.1	2	0.2	1	0.1	—	—	—	—	—	—	5	0.1	1	0.03	—
(b) Sinusitis	—	—	—	—	—	—	—	—	—	—	—	—	—	—	—	—	—	—	—	—	—
(c) Tuberculosis	72	4.8	50	3.7	42	3.0	25	1.9	17	1.6	12	1.2	—	—	—	—	7	0.2	7	0.2	6
(d) Other Diseases	—	—	—	—	—	—	—	—	—	—	—	—	—	—	—	—	131	3.2	87	2.3	43
14. Deformities—																					
(a) Congenital	3	0.2	5	0.4	6	0.4	1	0.1	—	—	1	0.1	—	—	—	—	9	0.2	7	0.2	—
(b) Acquired (Infantile Paralysis)	—	—	—	—	2	0.1	1	0.1	2	0.2	1	0.1	—	—	—	—	4	0.1	2	0.1	1
(c) Acquired (Rickets)	—	—	—	—	—	—	—	—	1	0.1	1	0.1	—	—	—	—	1	0.03	1	0.03	—
(d) Acquired (Other Causes)	—	—	—	—	—	—	—	—	—	—	—	—	—	—	—	—	—	—	—	—	—
15. Infectious Diseases—	42	2.8	20	1.5	17	1.2	12	0.9	14	1.3	2	0.2	1	1.0	1	0.9	74	1.8	35	0.9	9
16. Other Diseases and Deformities	5	0.3	2	0.2	—	—	—	—	1	0.1	—	—	—	—	—	—	5	0.1	3	0.1	55
17. Diph. Immunisation Already Imm'd	94	6.3	73	5.4	113	8.1	72	5.5	60	5.6	40	4.0	5	5.0	7	6.0	272	6.7	102	5.1	601
	1001	66.6	890	65.3	1088	77.7	1054	77.9	777												




TABLE III.—SYSTEMATICAL MEDICAL EXAMINATION

Classification	Entrants		Second Age-Group		Third Age-Group		Fourth Age-Group		Total	
	Number of Children	Percentage of the Children Examined in this Group	Number of Children	Percentage of the Children Examined in this Group	Number of Children	Percentage of the Children Examined in this Group	Number of Children	Percentage of the Children Examined in this Group	Number of Children	Percentage of the Children Examined at Systematic Medical Examinations
I.—Children free from Defects	1342	46.8	1560	57.4	1199	58.1	133	60.3	4234	53.8
II.—Children (otherwise free from defects) who suffer from—										
(a) Defective vision not worse than 6/12 in the better eye with or without glasses	14	0.4	155	5.7	151	7.3	23	10.5	343	4.3
(b) Conditions of the Mouth and Teeth requiring treatment	309	10.7	281	10.3	359	17.4	16	7.3	965	12.2
(c) Both (a) and (b)	2	0.1	31	1.1	48	2.3	6	2.7	87	1.1
Total	325	11.3	467	17.1	558	22.2	45	20.7	1395	17.7
III.—Children suffering from Ailments (other than those mentioned in II) from which complete recovery is expected within a few weeks	1096	38.2	610	22.4	235	11.3	30	13.8	1971	25.1
IV.—Children suffering from (or suspected to be suffering from) defect less remediable than defects specified in II and III, distinguishing cases—										
(a) Where complete cure or restoration of function (in the case of eye defects full correction) is considered possible	86	3.0	70	2.5	53	2.5	8	3.6	217	2.7
(b) Where improvement only is considered possible, e.g., without complete restoration of function	16	0.5	10	0.3	17	0.8	1	0.4	44	0.5
Total	102	3.5	80	2.9	70	3.3	9	4.1	261	3.3
Total Number of Children Examined	2865	—	2717	—	2062	—	217	—	7861	—




TABLE IV.—RETURN OF ALL EXCEPTIONAL CHILDREN OF SCHOOL AGE IN THIS AREA

Disability		At Ordinary School	At Special Schools or Classes	At No School or Institutions	Total
1. Blind	—	2	4	6
2. Partially Sighted—					
(a) Refractive errors in which the curriculum of an ordinary school would adversely affect the eye condition	—	23	—	23
(b) Other conditions of the eye, e.g., cataract, ulceration, etc., which render the child unable to read ordinary school books or to see well enough to be taught in an ordinary school	—	—	—	—
3. Deaf—Grade I	74	—	—	74
Grade IIA	8	5	3	16
Grade IIB	—	25	—	25
Grade III	—	—	—	—
4. Defective Speech—					
(a) Defects of articulation requiring special educational measures	—	—	—	—
(b) Stammering requiring special educational measures	—	—	—	—
5. Mentally Defective (Children between 5 and 16 years)—					
(a) Educable (I.Q. approx. 50-70)	7	115	3	125
(b) Ineducable (I.Q. generally less than 50)	—	37	1	38
6. Epilepsy—					
(a) Mild and occasional	16	26	1	43
(b) Severe (suitable for care in a residential school)	—	2	—	2
7. Physically Defective (Children between 5 and 16 years)—					
(a) Non-pulmonary tuberculosis (excluding cervical glands)	7	3	2	12
(b) General orthopaedic conditions	14	19	5	38
(c) Organic heart disease	7	9	2	18
(d) Other causes of ill-health	10	8	7	25
8. Multiple Defects—					
(a) Mentally defective (educable) and epilepsy (mild)	—	—	—	—
(b) Mentally defective (ineducable) and epilepsy (mild)	—	—	—	—
(c) Mentally defective (educable) and partially sighted (refractive error)	—	—	—	—
(d) Physically defective (other causes of ill-health) and partially sighted (refractive errors)	—	—	—	—
Total	143	274	28	445

TABLE V.—DENTAL INSPECTION AND TREATMENT.

(1) Inspected by the Dental Officer:—

<i>Age.</i>	<i>(a) Systematic Examinations.</i>	<i>(b) Special Emergency Cases.</i>	<i>Total.</i>
5 - - - -	477	330	777
6 - - - -	803	440	1243
7 - - - -	1799	402	2201
8 - - - -	1696	481	2177
9 - - - -	610	532	1142
10 - - - -	384	477	861
11 - - - -	529	397	926
12 - - - -	286	363	649
13 - - - -	93	372	465
14 - - - -	—	274	274
15 - - - -	—	83	83
15 + - - -	—	26	26
Totals -	6647	4177	10,824

	<i>Systematic Examinations.</i>	<i>Special or Emergency Cases.</i>	<i>Total.</i>
(2) Found to require treatment	5011	4171	9182
(a) Number accepting treatment - - - -	3744	4109	7853
(3) Actually treated by School Dental Officers - - -	3610	4109	7719
(4) Number of Attendances made by children for treatment - - - - -	13,870	12,514	26,384
(5) Fillings—			
(a) Permanent Teeth - -	6593	4714	11,307
(b) Temporary Teeth - -	1027	578	1605
(6) Extractions—			
(a) Permanent Teeth - -	804	1928	2732
(b) Temporary Teeth - -	3740	3452	7192

(7) Number of Administrations of a general anæsthetic for extractions - - - -	506	837	1343
(8) Other operations—			
(a) Permanent Teeth - -	2081	2673	5474
(b) Temporary Teeth - -	413	213	644
(9) Half-days devoted to—			
(a) Inspection - - -	85	—	85
(b) Treatment - - -	2796	1109	3905
(10) Children treated under private arrangements—No reliable information available.			

TABLE VI.
AVERAGE HEIGHTS AND WEIGHTS IN INCHES AND POUNDS

BOYS																
Total Number Examined at All Ages	Entrants				Age 9				Age 13				Age 16			
	Number Examined	Average Age	Height (Inches)	Weight (Pounds)	Number Examined	Average Age	Height (Inches)	Weight (Pounds)	Number Examined	Average Age	Height (Inches)	Weight (Pounds)	Number Examined	Average Age	Height (Inches)	Weight (Pounds)
1955-56 	1503	Y. M. 5 6	43-7	42-9	1399	Y. M. 9 6	52-1	63-7	1071	Y. M. 13 6	59-7	93-4	100	Y. M. 16 10	67-5	131-7
1954-55 	1552	5 7	45-1	43-6	1159	9 6	52-3	64-3	1006	13 6	59-7	93-2	84	16 10	67-4	133-2
1953-54 	1436	5 6	43-8	43-4	1372	9 6	52-1	64-2	1039	13 5	59-6	92-2	105	16 5	67-5	131-6
1952-53 	1357	5 6	43-1	42-6	1192	9 7	52-0	63-3	923	13 5	59-2	91-2	72	16 4	67-0	133-1
1951-52 	1397	5 5	43-3	42-8	1070	9 7	52-2	62-7	979	13 3	58-9	90-7	94	16 4	67-1	129-8
1950-51 	1215	5 6	43-2	43-1	1088	9 5	50-6	57-8	1011	13 5	58-9	89-0	95	16 4	66-8	131-5
County Average— Years 1940-41 to 1949-50	11647	5 5	42-8	43-2	10608	8 11	50-0	57-3	10134	13 4	58-9	88-0	1017	16 4	66-9	127-0
County Average— Years 1930-31 to 1939-40	12495	5 6	42-6	41-8	11767	8 8	49-4	56-5	*7108	13 7	58-9	89-5	1163	16 4	65-6	124-1
County Average— Years 1919-20 to 1929-30	13238	5 7	42-1	41-2	11863	8 7	48-3	54-3	—	—	—	—	769	16 1	64-3	118-8

* Previous to the session 1930-31, the average age of the Third Age Group was 12 years. The number of children examined at the average age of 13 years is, therefore, comparatively small.

TABLE VIII.
PREVIOUS ILLNESSES

	No. of Routine Cases Examined	Measles		Whooping Cough		Chicken Pox		Mumps		Scarlet Fever		Diphtheria		Smallpox		Rheuma- tism		Fits		Others	
		No.	%	No.	%	No.	%	No.	%	No.	%	No.	%	No.	%	No.	%	No.	%	No.	%
Entrants	2865	1890	66.0	942	32.9	978	34.1	691	24.1	145	5.1	1	0.03	-	-	1	0.03	1	0.03	1000	34.9
Second Age- Group	2717	2397	88.2	1497	55.1	1529	56.3	1119	41.1	237	8.7	4	0.1	-	-	4	0.1	1	0.04	1252	46.1
Third Age- Group	2062	1818	88.2	1295	62.8	1206	58.5	948	46.0	225	10.9	38	1.8	-	-	19	0.9	2	0.1	1056	51.2
Fourth Age- Group	217	202	92.8	139	63.8	143	65.7	106	49.1	30	13.8	4	1.7	-	-	3	1.2	-	-	93	32.6
TOTAL	7861	6307	80.2	3873	49.3	3856	49.1	2864	36.4	637	8.1	47	0.6	-	-	27	0.3	4	0.1	3401	43.3

TABLE IX.

VERMINOUS CONDITIONS

The following table summarises on an area basis the number of children showing evidence of verminous conditions of the head, or body, or both.

School Management Area	No. of Routine Cases Examined			No. Showing Evidence of Vermin			Percentage		
	Boys	Girls	Total	Boys	Girls	Total	Boys	Girls	Total
Cumbernauld	110	124	234	1	3	4	0.9	2.4	1.7
Kirkintilloch	548	554	1102	2	15	17	0.3	2.7	1.5
New Kilpatrick	373	367	740	—	1	1	—	0.2	0.1
Old Kilpatrick	1432	1302	2734	33	131	164	2.3	10.0	5.9
Dumbarton	728	637	1365	—	35	35	—	5.4	2.5
Vale of Leven	551	525	1076	6	73	79	1.0	13.8	7.3
Helensburgh	331	279	610	3	21	24	0.8	7.8	3.9
Total	4073	3788	7861	45	279	324	1.1	7.6	4.1

TABLE X.
THROAT, NOSE AND EAR CLINICS

	CLYDEBANK			KIRKINTILLOCH			DUMBARTON			TOTAL		
	School	Pre-School	Total	School	Pre-School	Total	School	Pre-School	Total	School	Pre-School	Total
Number of Children Examined	311	35 66*	412	112	26	138	233	61	294	656	188	844
Number of Children Operated On	164	29 34*	227	83	11	94	126	71	197	373	145	518
Attendances with Ambulance	—	—	—	—	—	—	126	71	197	126	71	197
Home Visits for After Care	—	—	—	—	—	—	—	—	—	—	—	—
Nature of Operation— Excision of Tonsils and Adenoids	—	—	—	—	—	—	124	70	194	124	70	194
Excision of Tonsils only	—	—	—	—	—	—	—	—	—	—	—	—
Excision of Adenoids only	—	—	—	—	2	—	—	1	3	—	2	3
Others	—	—	—	—	—	—	—	—	—	—	—	—
Causation—												
Discharging Ears	36	6	42	—	—	—	15	3	18	51	9	60
Tonsils Much Enlarged	181	66	247	—	—	—	99	50	149	280	116	396
Deafness	27	10	37	15	—	15	26	5	31	68	15	83
Obstructed Breathing and Deafness	6	1	7	—	—	—	6	2	8	12	3	15
Obstructed Breathing	152	53	205	—	—	—	78	40	118	231	93	324
Rhinitis	162	58	220	—	—	—	42	15	57	204	73	277
Tonsillitis	165	56	221	—	—	—	100	38	138	266	94	360
Enlarged Glands	183	48	231	—	—	—	100	40	140	283	88	371
Bronchitis	82	31	113	—	—	—	30	10	40	112	41	153
Otorrhoea	—	—	—	10	—	10	—	—	—	10	—	10
Tonsils and Adenoids	195	72	267	—	—	—	—	—	—	195	72	267
Adenoids	4	2	6	—	—	—	—	—	—	4	2	6
Various	69	24	93	113	—	113	16	4	20	198	28	226
Results—												
Progress Definite and Rapid	—	—	—	—	—	—	126	71	197	126	71	197
Progress Retarded	—	—	—	—	—	—	—	—	—	—	—	—
Still Awaiting Examination	118	20 5*	143	—	—	—	95	10	105	213	35	248
Sent to Hospital	—	—	—	—	—	—	—	—	—	—	—	—
Died	—	—	—	—	—	—	—	—	—	—	—	—

* Clydebank Burgh.

TABLE XI.
OPHTHALMIC TREATMENT OF SCHOOL CHILDREN (TABLE A)

	Dumbarton		Helensburgh		Kirkintilloch		New Kilpatrick		Old Kilpatrick		Vale of Leven	
	Boys	Girls	Boys	Girls	Boys	Girls	Boys	Girls	Boys	Girls	Boys	Girls
Defective Vision Corrected with Spectacles	147	162	28	30	107	125	48	66	165	162	68	88
Defective Vision too Slight to benefit from Spectacles	38	44	9	6	21	42	15	21	42	45	9	22
Defective Vision Treated Otherwise	27	26	—	—	7	19	8	12	14	11	7	9
Total Number of Children Examined	212	232	37	36	135	186	71	99	221	218	84	119
Re-examinations	27	44	5	4	15	20	10	11	25	24	12	22

Total Number of Children Examined—1650.

TABLE XII.

OPHTHALMIC TREATMENT OF SCHOOL CHILDREN (TABLE B)

Complications	SCHOOL MANAGEMENT AREA											
	Dumbarton		Helensburgh		Kirkintilloch		New Kilpatrick		Old Kilpatrick		Vale of Leven	
	Boys	Girls	Boys	Girls	Boys	Girls	Boys	Girls	Boys	Girls	Boys	Girls
Blepharitis	1	—	1	—	1	3	2	3	3	4	—	2
Dacryocystitis	—	—	—	—	—	—	1	—	—	—	—	—
Ptosis	—	—	—	—	—	—	—	1	—	—	—	—
Strabismus Convergens	60	55	15	14	48	52	19	34	59	42	28	36
Strabismus Divergens	1	—	—	—	1	1	—	2	—	1	—	2
Conjunctivitis, Keratitis and Iritis	9	8	—	—	2	5	2	2	2	6	1	2
Opacity of Cornea	—	—	—	1	2	1	1	—	5	—	—	—
Opacity of Lens	2	1	1	—	—	1	—	1	2	1	—	1
Dislocation of Lens	—	—	—	—	—	—	—	—	—	—	—	—
Aphakia	1	—	—	—	1	—	—	—	1	—	—	—
Synechia Anterior	—	—	—	—	—	—	—	—	—	—	—	—
Synechia Posterior	—	—	—	—	—	—	—	—	—	—	1	—
Coloboma Uveae	—	—	—	1	—	—	—	—	—	—	—	1
Uveitis	—	—	—	—	—	—	—	—	—	—	—	1
Choroido Retinitis	1	—	—	—	—	—	—	—	—	—	—	—
Optic Atrophy	—	1	2	—	—	—	—	—	1	—	—	—
Buphthalmos	—	—	—	—	—	—	—	—	—	—	—	2
Microphthalmia	—	—	—	—	—	—	—	—	—	—	2	—
Nystagmus	5	1	—	—	1	4	—	—	5	1	1	—
Anophthalmos	—	—	—	—	—	—	—	—	—	—	—	1
Albinism	—	—	—	—	—	—	—	—	—	—	—	—
Aniridia	1	—	—	—	—	—	—	—	—	—	—	—
Detachment of Retina	—	—	—	—	—	—	—	—	—	—	—	—
Retrolental Fibroplasia	1	—	—	—	—	—	—	—	—	1	—	—

TABLE XIII.

1948 AGE GROUP — EYE EXAMINATIONS

Slight Visual Defect : 6·9—6·12 Marked Visual Defect : 6·18 or worse
(Snellen's Test at 6 Metres)

	BOYS		GIRLS		TOTAL	
	No.	%	No.	%	No.	%
Total Number of Children Examined	1328	—	1284	—	2612	—
Normal Vision	1150	86·5	1094	86·0	2244	85·9
Slight Defect (Both Eyes)	56	4·2	68	5·3	124	4·7
Marked Defect (Both Eyes)	16	1·2	11	0·8	27	1·0
Slight Defect (One Eye)	71	5·4	71	5·6	142	5·4
Marked Defect (One Eye)	24	1·8	24	1·8	48	1·8
Unreliable Results	11	0·8	16	1·2	27	1·0
Number of Children found Wearing Glasses	27	2·0	44	3·4	71	2·7
Strabismus	30	2·2	23	1·7	53	2·0
Blepharitis	5	0·3	8	0·2	8	0·3
Conjunctivitis	1	0·1	—	—	1	0·04
Corneal Ulcers or Opacities	—	—	—	—	—	—
Others	2	0·1	2	0·1	4	0·1

Note.—When a child has defective vision of slight defect and marked defect together, the defect has been classified according to the better eye grouping.

TABLE XIV.

1948 AGE GROUPS—EAR EXAMINATIONS

	Total Number of Children Examined	Normal Hearing	Defective Hearing				Otorrhoea	Otitis Media	Others
			Grade II		Grade III				
			No.	%	No.	%			
Boys	1328	1313 98·8	15	1·2	—	—	1	1	4
Girls	1284	1277 99·9	7	0·5	—	—	—	1	—
Total	2612	2590 99·1	22	0·8	—	—	1	2	4

Grade II.—Children who can hear ordinary conversation voice between 20 feet and 2 feet.

Grade III.—Children who can hear ordinary conversation voice at not more than 2 feet, if at all.

TABLE XV.

ORTHOPTIC REPORT

(1st July, 1955 to 30th June, 1956)

	Dumbarton	Kirkintilloch	Clydebank	Total
Number of Patients Referred	125	106	125	356
No. Examined	122	105	121	348
No. of Patients on Treatment	80	50	58	188
No. of Patients on Observation—				
Before Treatment	22	33	18	73
After Treatment	14	13	34	61
Referred for Operation—				
Before Treatment	2	2	1	5
After Treatment	1	5	7	13
Treatment not Required	1	1	1	3
Refused Treatment	—	—	1	1
Unsuitable for Treatment	2	1	1	4
Failed to attend Examination ...	3	1	4	8
Total	125	106	125	356
Response to Treatment				
Good	9	5	8	22
Improved	55	35	37	127
No Improvement	7	2	7	16
Ceased to Attend	9	8	6	23
Total	80	50	58	188

TABLE XVI.
TREATMENT OF MINOR AILMENTS

District	Total No. of Children dealt with	Total No. of Attendances	No. of Visits to Parents	No. of Visits to Schools	Cuts, Bruises, Sprains and Minor Injuries, etc.	Diseases of the Ear	Diseases of the Eye (excluding D.V.)	Ringworm of the Scalp	DISEASES OF THE SKIN				Other Diseases
Cumbernauld	116	16	44	68	241	41	13	—	—	—	—	43	19
Kirkintilloch	7384	51	95	4	98	77	3	—	—	—	—	33	5
Twechar and Croy	2588	19	109	69	2224	151	19	—	—	—	—	893	23
New Kilpatrick	—	19	25	4	—	—	—	—	—	—	—	—	—
Milngavie	281	7	59	39	299	109	21	2	—	—	5	59	—
Old Kilpatrick and Milton	203	10	11	37	85	28	3	6	—	—	—	4	68
Duntocher	244	5	38	57	592	30	2	—	—	—	—	24	18
Clydebank	2645	146	765	133	103	233	22	1	100	215	36	100	557
Dumbarton	4900	129	451	115	581	289	117	—	—	—	—	416	224
Renton	6710	12	44	74	1467	11	29	—	—	—	—	7	—
Vale of Leven	14	90	68	6	54	30	—	—	—	—	—	10	6
Helensburgh	517	12	26	8	20	8	—	—	—	—	—	4	95
All other Western Portions of the County	1956	—	65	27	—	—	1	—	—	—	—	—	—
Total	27558	516	1800	641	5764	1007	230	9	100	215	41	1593	1015

TABLE XVII.
REPORT BY SCHOOL NURSES

District	No. of Children Examined for first time	No. of Children Re-examined	Total No. of Children Examined	CAUSES OF REFERENCE						No. of Visits Paid to Schools	No. of Visits Paid to Homes
				Vermin or Nits on Head	Vermin or Nits on Body	Vermin Suspected	Unsatisfactory Clothing	Unsatisfactory Footwear	Others		
Cumbernauld	296	269	565	33	—	2	—	—	4	18	8
Kirkintilloch	1713	2345	4058	49	5	2	1	—	33	74	26
Twechar and Croy	418	1196	1614	182	—	27	1	—	—	24	58
New Kilpatrick	56	—	56	—	—	—	—	—	56	20	—
Milngavie	118	1130	1248	—	—	—	—	—	—	66	47
Duntocher	93	652	745	70	—	—	7	—	—	23	15
Old Kilpatrick and Milton	338	653	991	59	—	—	14	10	10	38	2
Clydebank	1022	6561	7583	952	—	23	49	5	8	266	205
Dumbarton	2758	6573	9331	474	—	—	37	58	88	122	116
Renton	630	1250	1880	169	—	—	1	—	—	34	38
Vale of Leven	2340	2770	5110	311	—	—	9	6	9	65	61
Helensburgh	743	1297	2040	96	—	—	10	3	—	30	27
All other Western Portions of the County	95	2693	2788	2	1	—	—	—	3	26	31
Total	10620	27389	38009	2397	6	54	129	82	211	806	634

TABLE XVIII.
RESULTS OF AUDIOMETRIC SURVEY

Age-Groups Children Examined	No. Listed	No. Tested	No Normal Hearing	No. Defective Hearing	Grade				Case referred for					
					1	11a	11b	111	S.M.O.	E.N.T. Examination	Special Seating	Hearing Aid	Medical Treatment	No Action
1946	2614	2556	2524	32	12	18	2	—	19	7	7	2	12	6
1943	2450	2232	2201	28	13	12	3	—	16	11	11	1	9	7
1940	500	485	479	6	6	—	—	—	2	—	—	—	2	4
Children born outwith Age-Groups	143	138	83	55	11	28	9	7	25	42	30	11	14	8

TABLE XIX.
SPEECH THERAPY.
SUMMARY OF STATISTICS, 1955-56.

CLINIC or SCHOOL	No. on Roll	Left	Discharged		Transferred		Admitted	No. on Roll
			Cured	Non-Co-op	In	Out		
Bank Street	23	2	7	1	1	2	7	19
Bonhill	10	—	5	1	—	2	7	9
Cardross	7	—	2	—	—	—	3	8
Clydebank H.	3	2	2	—	2	—	2	3
Condorrat	4	—	2	—	—	—	5	7
Croy	10	—	3	—	1	1	2	9
Cumbernauld	9	1	2	2	1	1	7	11
Dalmuir	18	1	11	—	—	5	19	20
Dalreoch	13	2	5	—	2	—	10	18
Fairley	—	—	5	—	13	—	8	16
Gavinburn	7	—	5	1	1	2	7	7
Goldenhill	6	—	6	—	1	2	8	7
Hartfield	24	4	8	1	4	4	16	27
Hermitage	10	—	4	—	2	—	1	9
Hillfoot	18	2	7	—	2	3	7	15
Jamestown	11	—	9	1	2	1	7	19
Kilbowie	30	—	10	1	1	10	10	20
Knoxland	9	1	5	—	1	—	5	9
Lairdsland	14	—	3	—	1	2	8	18
Lenzie	—	—	1	—	—	—	4	3
Leenvale	10	2	10	—	1	—	7	6
Linnvale	26	1	11	—	5	3	14	30
Milton	16	2	5	—	1	1	6	15
Milngavie	16	1	8	—	3	—	9	19
Moss Cottage	17	4	3	—	3	5	9	17
Miller St.	13	—	8	—	3	2	7	13
Our Holy Redeemer's	18	3	5	2	1	1	15	23
Renton Public	—	—	3	1	—	—	11	7
St. Eunan's	20	—	12	—	1	1	15	23
St. Joseph's	15	1	5	2	1	3	10	15
St. Joseph's (Milngavie)	2	—	1	—	—	—	8	9
St. Mary's (Duntocher)	11	—	4	1	—	—	3	9
St. Martin's	6	1	5	2	—	—	7	5
St. Ninian's	15	1	7	—	1	—	8	16
St. Stephen's	10	—	2	3	1	—	3	9
Townhead	14	2	2	—	1	3	4	12
Twechar	8	2	—	—	1	—	3	10
Westerton	7	—	4	1	1	2	7	8
Whitcrook	43	—	14	6	1	11	15	28
Total	493	35	211	26	60	67	314	528

TABLE XX.
ORTHOPAEDIC TREATMENT

Clinic	Response to Treatment	DEFORMITY OR DISEASE																								Others			Total
		Kyphosis		Lordosis		Kypho-Lordosis		Scoliosis		Chest		Foot Deformities		Paralysis and Infantile Paralysis		Asthma		Bronchitis		Mouth-Breathers		Rheumatism							
		Boys	Girls	Boys	Girls	Boys	Girls	Boys	Girls	Boys	Girls	Boys	Girls	Boys	Girls	Boys	Girls	Boys	Girls	Boys	Girls	Boys	Girls	Boys	Girls				
Dumbarton	Treatment Completed	1	1	—	—	—	—	—	—	—	—	—	—	—	—	—	—	—	—	—	—	—	—	—	—	—			
	On Treatment	—	—	—	—	—	—	—	—	—	—	—	—	—	—	—	—	—	—	—	—	—	—	—	—				
	Unsatisfactory due to— (a) Non-attendance (b) Non-co-operative	—	—	—	—	—	—	—	—	—	—	—	—	—	—	—	—	—	—	—	—	—	—	—	—				
Vale of Leven at Dumbarton	Treatment Completed	1	5	6	—	—	—	—	—	—	—	—	—	—	—	—	—	—	—	—	—	—	—	—	—				
	On Treatment	—	—	—	—	—	—	—	—	—	—	—	—	—	—	—	—	—	—	—	—	—	—	—					
	Unsatisfactory due to— (a) Non-attendance (b) Non-co-operative	—	—	—	—	—	—	—	—	—	—	—	—	—	—	—	—	—	—	—	—	—	—	—					
Hillfoot	Treatment Completed	1	3	4	2	1	3	2	8	10	—	—	—	—	—	—	—	—	—	—	—	—	—	—	—				
	On Treatment	—	—	—	—	—	—	—	—	—	—	—	—	—	—	—	—	—	—	—	—	—	—	—					
	Unsatisfactory due to— (a) Non-attendance (b) Non-co-operative	—	—	—	—	—	—	—	—	—	—	—	—	—	—	—	—	—	—	—	—	—	—	—					
Milngavie	Treatment Completed	—	—	—	—	—	—	—	—	—	—	—	—	—	—	—	—	—	—	—	—	—	—	—	—				
	On Treatment	—	—	—	—	—	—	—	—	—	—	—	—	—	—	—	—	—	—	—	—	—	—	—					
	Unsatisfactory due to— (a) Non-attendance (b) Non-co-operative	—	—	—	—	—	—	—	—	—	—	—	—	—	—	—	—	—	—	—	—	—	—	—					
Helensburgh	Treatment Completed	1	1	—	—	—	—	—	—	—	—	—	—	—	—	—	—	—	—	—	—	—	—	—	—				
	On Treatment	—	—	—	—	—	—	—	—	—	—	—	—	—	—	—	—	—	—	—	—	—	—	—					
	Unsatisfactory due to— (a) Non-attendance (b) Non-co-operative	—	—	—	—	—	—	—	—	—	—	—	—	—	—	—	—	—	—	—	—	—	—	—					
Dumbarton Physically Handicapped	Treatment Completed	1	1	—	—	—	—	—	—	—	—	—	—	—	—	—	—	—	—	—	—	—	—	—	—				
	On Treatment	—	—	—	—	—	—	—	—	—	—	—	—	—	—	—	—	—	—	—	—	—	—	—					
	Unsatisfactory due to— (a) Non-attendance (b) Non-co-operative	—	—	—	—	—	—	—	—	—	—	—	—	—	—	—	—	—	—	—	—	—	—	—					
Old Kilpatrick	Treatment Completed	1	1	—	—	—	—	—	—	—	—	—	—	—	—	—	—	—	—	—	—	—	—	—	—				
	On Treatment	—	—	—	—	—	—	—	—	—	—	—	—	—	—	—	—	—	—	—	—	—	—	—					
	Unsatisfactory due to— (a) Non-attendance (b) Non-co-operative	—	—	—	—	—	—	—	—	—	—	—	—	—	—	—	—	—	—	—	—	—	—	—					
Clydebank	Treatment Completed	5	4	9	—	—	—	—	—	—	—	—	—	—	—	—	—	—	—	—	—	—	—	—	—				
	On Treatment	—	—	—	—	—	—	—	—	—	—	—	—	—	—	—	—	—	—	—	—	—	—	—					
	Unsatisfactory due to— (a) Non-attendance (b) Non-co-operative	—	—	—	—	—	—	—	—	—	—	—	—	—	—	—	—	—	—	—	—	—	—	—					
Kirkcaldy	Treatment Completed	3	2	5	—	—	—	—	—	—	—	—	—	—	—	—	—	—	—	—	—	—	—	—	—				
	On Treatment	—	—	—	—	—	—	—	—	—	—	—	—	—	—	—	—	—	—	—	—	—	—	—					
	Unsatisfactory due to— (a) Non-attendance (b) Non-co-operative	—	—	—	—	—	—	—	—	—	—	—	—	—	—	—	—	—	—	—	—	—	—	—					
Croy	Treatment Completed	—	—	—	—	—	—	—	—	—	—	—	—	—	—	—	—	—	—	—	—	—	—	—	—				
	On Treatment	—	—	—	—	—	—	—	—	—	—	—	—	—	—	—	—	—	—	—	—	—	—	—					
	Unsatisfactory due to— (a) Non-attendance (b) Non-co-operative	—	—	—	—	—	—	—	—	—	—	—	—	—	—	—	—	—	—	—	—	—	—	—					
Cumbernauld	Treatment Completed	2	1	3	—	—	—	—	—	—	—	—	—	—	—	—	—	—	—	—	—	—	—	—	—				
	On Treatment	—	—	—	—	—	—	—	—	—	—	—	—	—	—	—	—	—	—	—	—	—	—	—					
	Unsatisfactory due to— (a) Non-attendance (b) Non-co-operative	—	—	—	—	—	—	—	—	—	—	—	—	—	—	—	—	—	—	—	—	—	—	—					


(a) Non-attendance.

(b) Non-co-operative.

NUMBER OF TREATMENTS GIVEN

Clydebank	3159	Helensburgh	908
Dumbarton (including Vale of Leven)	556	Bearsden	1003
Old Kilpatrick	2930	Dumbarton Physically Handicapped	234
Milngavie	828	Croy	517
	312	Cumbernauld	843

*Treatment given at Hillfoot previous to Clinic Opening.



COUNTY COUNCIL OF DUNBARTON

County Sanitary Inspector
(*Western Area*)

NEIL MACDONALD.

Depute County Sanitary Inspector
(*Western Area*)

THOMAS MUNN.

Assistant Sanitary Inspectors

ROBERT MATHIE,
THOMAS MACDONALD,
ROBERT YOUNG.

Milk Officer

MARIE MACKENZIE.

Housing Supervisor

Mrs. A. STUART.

Clerical Staff

EUNICE C. GORDON.

AGNES KINLOCH.

MARGARET JONES.

REPORT BY SANITARY INSPECTOR IN THE WESTERN AREA.

HEALTH DEPARTMENT,
ALEXANDRIA.

LADIES AND GENTLEMEN,

In accordance with instructions laid down by the Department of Health, I have pleasure in submitting report for year ended 31st December, 1955.

GENERAL SANITATION.

WATER SUPPLY.

Despite the prolonged drought experienced during the above year the water supplies were, with one exception, constantly maintained and no resort to intermittent supply was necessary. In fact the County supply was used to augment the supply to the Burgh of Dumbarton and thus assisted in alleviating an acute problem of shortage in this Burgh. The exception was Arrochar where a temporary shortage caused some inconvenience but this was of short duration and the supply soon augmented itself.

In the course of the year 9 samples were taken for chemical and bacteriological analysis. These concerned supplies to Helensburgh, Rhu, Cove and Kilcreggan, Arrochar and from Loch Finlas, Luss, to Vale of Leven, etc. The bacteriological analyses denoted 4 unsatisfactory, 1 suspicious, 2 highly satisfactory and 2 satisfactory. No cause for alarm was felt on the unsatisfactory results as it was considered there was no possibility of contamination, and the standard of the supply was favourably comparable with the results of the preceding year's tests. Tests before and after micro straining at Loch Finlas proved that bacteriologically strainers were of little value but they tend to remove matter in suspension.

Following complaints of discolouration of the supply to Barbour Farm, Cove, a chemical analysis showed this to be

oxide of iron which was the result of main scraping. The high free ammonia content of the sample at Loch Finlas was due no doubt to the suspended matter on the micro strainer.

DRAINAGE.

This Department is principally concerned with drainage to private houses and new housing developments. The system of sewers being the function of the County Engineer. All new drains are subject to inspection and test by the staff and a considerable amount of the Inspectors' time has been taken up on this work. I feel, however, that it is time well spent as a high standard of drainage efficiency results. The introduction of the one pipe system of drainage at Haldane Development has worked satisfactorily, but our preference in the smaller type of building is the more familiar two pipe arrangement.

Any defect in any drainage arrangement is normally rectified on intimation, and no continued nuisance was met with in this branch of the administration.

SEWAGE DISPOSAL.

The sewage disposal plant at Dalmoak functions satisfactorily under the supervision of the County Engineer. This part of the administration is entirely the concern of the County Engineer and consequently I have nothing further to report.

RIVERS POLLUTION.

No samples were taken during the year. Despite the prolonged drought and the low water level of the River Leven no incidence of fish poisoning took place.

NUISANCES.

152 intimations were served in terms of Section 19 of the Public Health (Scotland) Act, 1897, and with one exception were abated without recourse to Section 20. The exception concerned a property badly affected with dampness through

defective roof slating. Consideration is being given to dealing with this complaint by a Repairs Notice in terms of Section 7 of the Housing (Scotland) Act, 1950, through the non-compliance of the owner to the original intimation.

The water supply to the properties in respect of which a Notice in terms of Section 54 of the Water (Scotland) Act, 1946, was served as reported last year, is again unsuitable and insufficient. The question has been again taken up with the proprietors and an assurance has been given that negotiations are under way for the renewal of the service pipe. This is obviously the solution to the scarcity affecting the 3 houses concerned.

SCHOOLS.

Due to the extensive housing development in some parts of the area and the subsequent transfer of the population, the problem of school classroom accommodation presents itself. In some cases the accommodation in existing schools is inadequate and has to be supplemented by new buildings. Two such instances were in Cardross and Jamestown. The new primary school in the former is now completed and in use and has provided much needed accommodation in the primary classes. Plans have been approved for a primary school at Mill of Haldane, Jamestown. All schools within the area are well maintained.

BURIAL GROUNDS.

The burial grounds in the area are well supervised and maintained by the District Councils. The great improvement in these more recently taken over continues.

COMMON LODGING HOUSES.

There are no common lodging houses within the area.

SCAVENGING—1955.

VALE OF LEVEN AND RENTON.

The area of operations for this department extends from the Industrial Estate at Strathleven to boundaries north of Balloch and Mill of Haldane. The picturesque village of Luss and the rural villages of Gartocharn and Croftamie are also included in the District. Muirlands School and a number of outlying agricultural houses receive weekly attention.

The population is approximately 23,000 and is accommodated in 4300 privately owned and 3205 Local Authority houses.

There are 282 shops in the Vale of Leven and Renton and at Balloch there are 5 hotels.

The District is both industrial and rural, and as Balloch is the gateway to Loch Lomond and the Western Highlands there is a constant stream of day trippers and tourists with the inevitable litter question, which in summer can become a major problem.

There are 31 miles of roads in the District, of which 25.5 miles are on the list of highways. The principal roads are swept at least once daily, others twice weekly and housing schemes once weekly. Weed growth is controlled by spraying, flame gun and hoeing.

Gritting of all highways is the responsibility of the County Roads Department but the Scavenging Department is responsible for roads not so listed, and also for the footbridge and approaches thereto at Strathleven Industrial Estate.

During periods of snowfalls the removal is allocated as follows. Certain defined areas of Routes A82, A811, A812 and B854, and in addition the clearing of all 'bus halts is chargeable to the Highways Department. The expense of any other necessary snow removal is borne by the scavenging rate.

The provision, erection and maintenance of street name plates in Council schemes and elsewhere is chargeable to the scavenging rate.

Shop refuse from the 282 shops in the District is cleared

without additional charge. The clearance of refuse is arranged according to needs and varies from once weekly in housing schemes to daily in certain categories of premises.

The total number of bins cleared in the year was 486,495. This comprised 4269 loads. The average weight of refuse disposed of per day in winter is 37 tons and in summer 25 tons.

The refuse is used for land reclamation with two tips at present in operation. One is at Wester Auchencarroch, which was commenced in 1926 and is now nearing completion. Controlled tipping on this site has converted 14 acres of waterlogged land into a fertile field. The other tip at Dalmoak is the site of a former sandpit which, in time, will no doubt be available as arable land.

There are six modern refuse vehicles constantly in operation and one old vehicle in reserve for emergency. A 25 cwt. Ford Truck is used as a general service vehicle, i.e., transporting men and equipment to coups, street sweepers and barrows to outlying areas, servicing operative vehicles in event of punctures or mechanical breakdown, spraying weed killer, gritting footpaths during frost, or any emergency on highways where the removal of a carcase or broken glass has to be immediately effected.

There is a heavy snow plough which is attached to a contractor's vehicle and a pedestrian controlled motor driven footpath snow plough.

The staff, which is under the direction of the Sanitary Inspector, is comprised as follows. One Assistant Cleansing Inspector, who is a qualified mechanic, one driver mechanic, 6 drivers, 22 loaders, 9 street sweepers, 1 chargehand and 2 labourers at tips, 2 reserve men, one of whom is a qualified driver. The employees are not interested in a salvage bonus scheme and consequently the collection of waste paper has been discontinued.

The service is a delegated function to the District Council and operates under their ruling.

Protective clothing is supplied to manual workers as follows. Waterproof clothing bi-annually. One suit of overalls and

one pair of gloves annually. Boots and gloves to coup employees every six months.

The headquarters are at Leven Street Scavenging Stores where all repairs and maintenance of vehicles is carried out, there is also an auxiliary garage with accommodation for one vehicle, two street barrows and six men and their equipment at Back Street, Renton. Hut accommodation is provided at coups for use of personnel.

The continued dispersal of the population from a condensed area to council houses on the perimeter of the old town, where each house has an individual bin with a long private approach to reach it, considerably increases collection time. This factor, with continually increasing wages, is reflected in an increased scavenging rate and consideration is being given to other methods of collection.

GARELOCH SCAVENGING DISTRICT.

The scavenging contract throughout this Special Scavenging District was carried out smoothly and efficiently by the three private contractors concerned. Negotiations with the War Department for a new lease in respect of the refuse tip at Garelochhead were completed and, on request, arrangements were made for the installation of a stock grid on the access road to this coup, the cost of which is to be equitably borne by the two parties concerned. In the course of the year a new fence and access gate were provided at Rhu coup to prevent grazing stock gaining admittance to the area. The new clause in the contract necessitating the provision by the contractors of a suitably covered vehicle has been an added advantage in the execution of the contract. The nuisance of dust has been considerably nullified and the work may now be carried out without this complaint being present.

The scheme for an incineration plant to deal with the refuse from this area of the County has been suspended in favour of a more general plan. Meetings have taken place between the members of Helensburgh District Council and the Helensburgh Town Council to give consideration to the question of

incineration facilities, and resulting from these meetings, suggestions were made whereby it was thought that the Vale of Leven District Council may combine with the aforementioned authorities in a scheme of refuse incineration to cover all these areas.

The Vale of Leven District Council is favourably disposed to the proposals, and accordingly a provisional plan and cost of providing incineration facilities is being drawn up for the provision of such plant on a site convenient to the three areas concerned. The cost of this scheme will be considerable and may be waived meantime through the restrictions imposed on capital spending. The question of litter on certain parts of the foreshore as a result of certain day trippers has been discussed by the District Council, and in order to combat these conditions, additional receptacles for the deposit of litter have been installed with the hope that this might improve the position.

LIGHTING.

VALE OF LEVEN AND RENTON.

The improvement and conversion of street lighting from gas to sodium discharge has been a decided improvement, and in those streets completed conforms to the general present day standards appertaining to street lighting.

During the year 37 tungsten street lighting points were installed at a cost of £1,200 in a development at Haldane Housing Site, Balloch.

In the scheme of conversion from gas to sodium discharge street lighting, plans and estimates were drawn up and approved for the installation of 110 street lamps at Drymen Road, Balloch Loan, Alexander Street, Bridge Street, Alexandria, and at Hillfoot, Stirling Street, Leven Street, Alexander Street, John Street, Station Street and Carman Road, Renton. The estimated cost of this work is £4,750.

In addition, approval was obtained for the provision of 7 sodium discharge lighting points as a first development at the

private building development of Messrs. John Lawrence (Glasgow), Ltd., at Balloch. The estimated cost of this first development is £350. The contracts in respect of the above installations and conversions have now been accepted and placed. Work is expected to commence in the early part of the coming year. When these schemes are completed the much needed improvement will be advantageous in these aforementioned streets.

The staff engaged on the maintenance of street lighting in this area comprises the Assistant Lighting Superintendent and 8 men.

GARELOCH DISTRICT.

The Gareloch Special Lighting District includes the villages of Cardross, Craigendoran, Rhu, Garelochhead, Rosneath and Clynder and Arrochar and Tarbet. The last mentioned district is maintained and supervised by the Hydro Electric Board at an annual charge per lamp for supply and maintenance. The remaining districts are maintained by private contract.

During the year plans and specifications were drawn up and borrowing approval was obtained for the scheme of sodium lighting on the Main Road through Cardross and Craigendoran, and the supplementing of the lighting in side streets in these areas. In addition an extension to the above Special District was approved to include Ardoch and the provision of 3 lighting points in this area.

The contract has now been placed and work should commence in the early part of the coming year. On completion the Main Road through Cardross will be lit by 38—60 watt sodium discharge lanterns on 15 ft. mounting height steel columns. The 3 existing 25 ft. mounting height steel columns will be adapted to 140 watt sodium discharge. In addition 10 new tungsten lighting points will supplement the lighting of side streets.

The completed scheme at Craigendoran will comprise the erection of 18—60 watt sodium discharge lanterns on 15 ft.

mounting height steel columns with provision being made for 3 additional tungsten lights in side streets.

In the extension of the district at Ardoch, 3 lighting points of 60 watt sodium discharge will be provided.

The estimated cost of this work amounts to £3,000. The scheme will double the previous number of lamps on the main road through Cardross and Craigendoran and works out at an average spacing of 38 yards. Six new lamps were provided at the Housing Site in Rosneath during the year at a cost of £200.

The undernoted shows the number of street lamps in the Special Lighting Districts in the Western Area of the County.

<i>District</i>	<i>No. of Lighting Points.</i>			<i>Method of Lighting</i>	
				<i>Gas.</i>	<i>Electricity.</i>
Vale of Leven	1,321	577	744
Luss	13	—	13
Gartocharn	17	—	17
Croftamie	16	—	16
Cardross	54	—	54
Craigendoran	36	—	36
Rhu	34	—	34
Garelochhead	50	—	50
Rosneath and Clynder	33	—	33
Arrochar and Tarbet	28	—	28

PUBLIC CONVENIENCES.

No development took place during the year regarding the recommendation for the provision of a public convenience at Ardlui, Loch Lomond. As predicted in last year's report, the new convenience at Jamestown was completed and opened in September, 1955.

The amount collected from fitted locks during the year amounted to £205 14s. 4d.

BURIALS.

No burials were undertaken under Section 50 of the National Assistance Act, 1948.

OFFENSIVE TRADES.

There are no offensive trades operating in the Area under Section 32 of the Public Health (Scotland) Act, 1897.

FACTORIES ACT, 1937.

Inspections were made in the course of the year to the various factories throughout the district. No serious complaint was noted and any defect was of a minor nature. These are invariably rectified on intimation and in no case was it found necessary to resort to "Notice."

There is a tendency to find unsuitable and insufficient w.c. arrangements in works of a temporary nature and this contravention of the Act calls for some action on behalf of the department.

The one registered outworker was visited and the report was again favourable.

Table No. I shows the number and types of registered factories in the area.

INCREASE OF RENT AND MORTGAGE INTEREST
(RESTRICTION) ACTS.HOUSING (REPAIRS AND RENTS) (SCOTLAND)
ACT, 1954.

Under Section 5 of the Rent and Mortgage (Restriction) Act, 1923, five certificates were granted, whereas in terms of the 1954 Act, 93 applications were received in the course of the year. A detail in respect of these applications is given below :—

Under 1954 Act

	No. of Applications	No. Granted	No. Refused	No. Withdrawn	No. under Consideration
	93	31	58	4	—
Revocations -	19	18	—	—	1

Under 1923 Act

	5	5	—	—	—
Revocations -	3	3	—	—	—

PREVENTION OF DAMAGE BY PESTS ACT, 1949.

The Control Organisation of the Local Authority continues to function in a satisfactory manner. The service is given free of charge in all private houses, but the charge of the Rodent Officer's service in all other premises is 5s. per hour inclusive of poisons used. Since 22nd April, 1955, the Rodent Officer of the Western Area has been carrying out the service in the Eastern Area as the officer in that area left this employment. No other appointment has been made as at the end of the year.

Regular inspections continue to be made in farm and factory premises within the area, with special supervision to refuse tips and sewage disposal works, and infestation is consequently light. There are no industrial food premises within the area, but, in general, farmers make extensive use of the service in the disinfestation of stock yards.

The de-ratisation of shipping is undertaken by arrangement with the Port Local Authority and no action is therefore necessary. However, all preventative measures are taken at Finnart Wharfage and Faslane Docks, and infestation is light and well under control.

No difficulties have arisen in the enforcement of the Act and it has not been necessary to resort to legal proceedings. Occupiers are only too anxious to have the services of the department and co-operate in the disinfestation.

The undernoted table gives a detail of the various premises dealt with during the year :—

	<i>Type of Property</i>				
	<i>Local Authority Properties</i>	<i>Dwelling Houses</i>	<i>Business or Industrial Premises</i>	<i>Agricultural Properties</i>	<i>Total</i>
No. of properties inspected by the Local Authority during 1955, as a result of notification or otherwise	W61 E83	W203 E148	W95 E12	W202 E 6	W561 E249
	—144	—351	—107	—208	—810
No. of above properties found to be infested by rats or mice	89	272	69	175	605
No. of above infested properties cleared to the satisfaction of the Local Authority	89	272	69	175	605
(1) as separate units	89	206	69	175	539
(2) in course of block operations under Section 6 (1)	—	66	—	—	66

Note.—W denotes Western Area, E denotes Eastern Area.

TENTS, VANS SHEDS AND HOUSEBOATS.

The ideal summer experienced resulted in a great increase in the number of holiday campers. Loch Lomondside comes first in order of popularity and no doubt due to the reason that the site near Luss is organised for this purpose. The difficulty and complaints invariably arise in those scattered cases where no daily supervision is present. Fortunately these are few and complaints are negligible. There is, however, the acute problem of day trippers and the resultant legacy of litter. Cardross shore, and certain parts of the Gareloch are areas where the litter problem is causing concern. Despite the provision of litter receptacles by the Local Authority, the trend is to leave rubbish lying about and the

ever-present menace of broken glass on foreshores is experienced. It is difficult to assess the mentality of such people who come for a day's outing and leave these conditions behind them.

The caravan site at Rosneath was well patronised and a large number of English tourists visited this holiday spot. Here are conditions which really are satisfactory, w.c.'s for both sexes, gravitation water laid on, and an organised arrangement of refuse collection and disposal. The site is gaining in popularity and an additional block of conveniences is contemplated with the increased development.

During the year the number of tents and other structures amounted to 369, and were occupied by 945 persons.

EMERGENCY HOUSING—MILITARY CAMPS

I am pleased to report that during the year the camp at Blairvaddach, Rhu, was completely dealt with and the 13 tenants rehoused in Rhu. One family left the camp before rehousing took place. The rehousing of these families in seven 3-apartment and six 4-apartment Local Authority houses at Laggary Road, Rhu, allowed for the demolition of the huts and the subsequent negotiations for the de-requisitioning of the site.

As stated in the report for the year 1954, 19 families were still residing in huts at Camiseskan Camp, Craigendoran. Eleven of these families were rehoused in three 3-apartment and eight 4-apartment Local Authority houses at Cardross during the year. With four removals and the rehousing of one family by Helensburgh Town Council, the total number of occupied huts at the end of the year was three.

The number of persons occupying these three remaining huts was 17, comprising 9 adults and 8 children.

It is gratifying to see such a diminution of these huts which, as can be readily understood, were deteriorating rapidly and becoming increasingly difficult to keep wind out and water-tight.

HOUSING (SCOTLAND) ACTS, 1950-52. IMPROVEMENT GRANTS.

Over the year 31 applications involving 32 houses were received for Improvement Grant under the above Act. Of these, 27 were granted and 4 refused. In 23 cases the work was completed and Certificate "B" issued. The total amount payable in grant was £6,640 13s. 6d.

This scheme of financial assistance in respect of modernisation of otherwise structurally sound property has much to recommend it and has contributed to considerable improvement in many cases of owner-occupied houses which would have been outwith the financial means of quite a number without the application and assistance of the grants.

HOUSING (SCOTLAND) ACT, 1952.

Three applications for grants were received in the course of the year for new houses to be privately built for the agricultural population.

REQUISITIONED HOUSES.

The circumstances governing this aspect of the administration are unchanged and are as reported last year. The only house remaining is a 3-apartment house at Dunmore, Rhu, occupied by a single lady. It is hoped to consider the rehousing of this lady when a suitable vacancy becomes available in Local Authority property. Efforts have been made to rehouse this person by arrangement in privately-owned property without success.

HOUSING OF SEASONAL WORKERS.

The bye-laws appertaining to the housing of seasonal workers were fairly well complied with in the 11 farms in which seasonal workers were again accommodated. When intimation is received in advance the premises are inspected, but in certain cases insufficient notice is given of the date of arrival of the workers. It is our practice to make an inspection during the occupancy of the premises as this gives a better

indication of the suitability of the arrangements and to advise the squad foreman of the necessary precautions to be taken for the safety of the employees. Separation of the sexes is well adhered to, along with other factors which are the employer's responsibility and any contravention, for example, fire appliances, artificial lighting, provision of separate sanitary conveniences is brought to the attention of the farmer. Improvements were effected at one farm where workers are annually accommodated, a new Nisson hut being provided for dining facilities and the installation of flush down w.c.'s.

Generally speaking, no real difficulty is experienced in administering the bye-laws, thanks to the co-operation of the farmers and employers.

The total number of persons accommodated in the above farms was 253 (116 females and 137 males).

FOOD SUPPLY.

MILK AND DAIRIES (SCOTLAND) ACT, 1914.

MILK AND DAIRIES (SCOTLAND) ORDER, 1938.

The number of registered producers at the end of the year was 102. Of these 5 were Certified, 84 Tuberculin Tested and 13 Ordinary. During the year 3 new registrations were granted and 4 discontinued for other reasons. Work of improvement was effected at 8 dairy farms, this being chiefly in respect of dairy sculleries and milk stores.

Table No. III shows the number of registered and unregistered dairy premises and the approximate number of cows in the area.

MILK (SPECIAL DESIGNATIONS) ACT, 1949.

MILK (SPECIAL DESIGNATIONS) ORDERS, 1936-53.

Four new licences were granted during the year, 3 in respect of Tuberculin Tested producers and 1 Pasteurised dealer's licence. The number of Designated producers who discontinued production was 4, whereas 2 Tuberculin Tested licences were suspended but later reinstated following further satisfactory bacteriological counts. It will be observed from Table IV that 549 samples of designated milks were taken,

37 being Certified and 504 Tuberculin Tested, with 8 Pasteurised. The total number failing to comply bacteriologically was 54, Certified accounting for 9 and Tuberculin Tested for 45. This may be interpreted as 24.3 per cent. in relation to Certified, which is not satisfactory and leaves room for improvement; on the other hand, however, the 8.9 per cent. failure against Tuberculin Tested is reasonably satisfactory.

FOOD SAMPLING.

FOOD AND DRUGS ACT, 1928.

The figure of 55 samples taken during the year shows a decline on the average number for the previous years. This was attributable to the fact that the department was fully occupied during the chief sampling months on a vast Housing Survey which, on instruction from the Department of Health, had to be completed and the returns compiled and submitted for a specified date.

Greater concern in sampling is paid in the summer months, when ice-cream manufacture is at its peak, the custom of using preservative practised, and the keeping qualities of milk is a more difficult problem. A detail of the samples taken, of which 24 were Test and 31 Official samples, is given below.

One indictment resulted in a plea of guilty and a fine imposed for excess sulphur dioxide in sausages. Inspections were made to ice-cream shops and factories, restaurants and certain food shops where conditions, generally speaking, were favourable. Work of modernisation and the installation of modern equipment was undertaken in two restaurants and one fish shop was brought up to a higher standard in premises and equipment.

I feel that the public are gradually becoming more concerned with food hygiene and, under free shopping conditions, tend to patronise those shops where conditions are obviously a concern of the management. This, no doubt, has the effect of raising the standard of shop hygiene and personnel. It is of no less importance that rear premises, such

as in butchers' shops and restaurant kitchens, should be kept in a condition favourably comparable with those parts which come under public vision.

FOOD AND DRUGS (ADULTERATION) ACT, 1928.
PUBLIC HEALTH (PRESERVATIVES IN FOOD) REGULATIONS
(SCOTLAND), 1925-53.

Sweet Milk	-	-	-	-	-	-	15
Mince	-	-	-	-	-	-	7
Ice-cream	-	-	-	-	-	-	25
Sliced Sausage	-	-	-	-	-	-	8

ICE-CREAM (SCOTLAND) REGULATIONS, 1948.

The number of registrations under the above Regulations at the end of the year was 29 in respect of premises and 14 for vehicles. In the course of the year 2 vehicle registrations and 3 premises registrations were cancelled. One of the latter concerned a factory in Bonhill Parish which had ceased to manufacture and the registration was withdrawn. The remaining 2 were instances where discontinuance of sale and storage took place. Two new vehicles were registered as complying with the requirements of the Regulations. From inspections it was observed that the standard of cleanliness of equipment and premises was well maintained and left no room for complaint. There is no doubt that the Regulations have resulted in a cleaner product. Previously it was customary to allow the pasteurised product to cool gradually in open pails prior to freezing and this practice no doubt allowed for the possibility of contamination. With the introduction of immediate cooling after pasteurisation over brine or other refrigerant, the mixture may now be transferred direct to the refrigerator, thus eliminating the necessity of the former practice.

There is still a tendency in some instances to default in respect of the legal fat standard of 5 per cent. The addition of margarine to attain this standard is thought to impair the flavour by some manufacturers and is probably kept at a minimum and, as a result, the fat content may be under

standard. In the course of sampling, 3 such cases were found where the fat content was below the required standard. Subsequent proceedings brought against the defaulters resulted in fines varying from £2 to £5.

A detail of the registrations in this area is appended.

ICE-CREAM (SCOTLAND) REGULATIONS, 1948. REGISTRATIONS.

Parish or Burgh	Manufacture	Manufacture		Sale	Total	VEHICLES Sale and Storage
		Sale and Storage	Sale and Storage			
Arrochar	-	—	1	—	1	—
Bonhill	-	—	4	5	11	13
Cardross	-	—	—	—	2	—
Helensburgh	-	1	6	—	10	1
Cove and Kilcreggan	-	—	1	1	2	—
Rhu	-	—	1	1	2	—
Luss	-	—	—	1	1	—
Totals	-	1	13	8	29	14

PUBLIC HEALTH (MEAT) REGULATIONS, 1932.

Prior to the centralisation of slaughtering in Dumbarton Burgh Abattoir we had 4 private slaughter-houses in the Western area, plus the abattoir for Helensburgh Burgh. Three of these were in Vale of Leven and one in Gareloch-head. Because of the principle of centralisation all these premises are now unsuitable and accordingly the renewal of licences has ceased. No slaughter-house inspections are therefore done by the staff and inspections are confined in general to shops. The chief articles requiring examination are tinned foods where the condition of unsoundness is invariably in the cases where 'slacks, blown or leaking cans are met with. Certain articles are required to be returned to the wholesalers for reprocessing, but where this is not operative the articles seized go for pig food.

Certificates were issued during the year for a variety of foods considered to be unfit for human consumption.

PRIVATE STREETS AND FOOTPATHS.

No notice was served under Section 39 of the Public Health (Scotland) Act, 1897. An extension to the private road in the bungalow development at Muirend Estate, Cardross, was commenced whereby a new entrance to the Main Road was formed. This, no doubt, will be brought up to highway standard as an extension to the previous development and will ultimately be taken over as a highway.

FERTILISERS AND FEEDING STUFFS ACT, 1926.

There is nothing to report under this heading.

SHOPS ACT, 1912-50.

The new block of modern shops erected by the Vale of Leven Co-operative Society on a corner site at Mitchell Street and Bank Street, Alexandria, was completed and opened for business during the year. In addition, two further shops were modernised. It appears that there is now a trend for better and more up-to-date premises among the larger concerns which is gratifying to note.

The standard of shops in the area is, in my opinion, comparatively high but there is room for improvement, particularly among the smaller shops where mixed trades or businesses are carried on. There is in the latter category an inclination to contravene the Acts concerning the weekly half-holiday whereby articles other than those exempted are sold. When such cases are found a warning is issued and instructions given regarding the display of the required notice.

For the most part shopkeepers are members of a 'Trades' Association and therefore the requirement of the Acts in connection with weekly half-holidays, hours of employment of young persons, &c., are well complied with and give no cause for complaint.

The ice-cream shops or cafés are regularly inspected and the standard of cleanliness and methods of manufacture are satisfactory.

Exception was taken to the structural unsuitability of premises where black puddings were being manufactured, but I am pleased to report that on bringing this complaint to the notice of the proprietors new premises were erected and equipped.

Table No. V shows the number of shops and the nature of business carried on in same.

HOUSING (SCOTLAND) ACTS, 1950-52. HOUSING (REPAIRS AND RENTS) (SCOTLAND) ACT, 1954.

During the year Local Authorities were obliged to undertake a survey of their areas and to compile therefrom the housing requirements of families living in houses coming under defined categories. In addition, the requirements of sub-tenants were assessed and a return of their needs in terms of numbers and sizes of houses made.

This survey was a task of some magnitude and called for a special effort without increase of staff, particularly when the remainder of the administration had to be kept functioning satisfactorily.

The undernoted tables give details of the requirements as a result of the survey in so far as it concerns the categories referred to.

In the course of the year 113 houses were built and completed for industrial workers, 64 of which were three apartments and 49 four apartments. The number of Local Authority houses occupied was 151, comprising 15 two apartments, 74 three apartments, and 62 four apartments. The total number of persons rehoused by the Local Authority was 533 and, through rehousing of this number, 15 one-apartment, 54 two-apartment and 10 three-apartment houses were decrowded.

The most pressing needs are still in the Vale of Leven district, although a noticeable decrease in the most acute cases is evident with the number of houses made available in the

post-war housing plan. It would appear that the greatest need is now in respect of 3-apartment houses, as the majority of houses made available in the building programme were mainly 4-apartment dwellings. It is understood, however, that future developments will make a larger percentage of 3 apartments available. Thus inroads into the requirements of such houses for condemnable subjects, cases of ordinary and sex separation, overcrowding and sub-tenants will be effected.

HOUSING SURVEY.

Requirements of New Houses in Accordance with Survey Figures.

Area	Houses (B)	Houses (D)	Houses (A)	Houses Required 50% of (B), 10% of (D) plus (A)
Alexandria -	40	364	122	$20 + 36 + 122 = 178$
Bonhill, James- town & Balloch	20	249	124	$10 + 25 + 124 = 159$
Renton - -	7	263	117	$4 + 26 + 117 = 147$
Cardross & Craigendoran -	—	35	6	$4 + 6 = 10$
Rhu - -	—	11	6	$1 + 6 = 7$
Garelochhead & Shandon -	4	54	32	$2 + 5 + 32 = 39$
Rosneath -	—	7	8	$1 + 8 = 9$
Arrochar -	—	31	9	$3 + 9 = 12$
Dumbarton -	—	5	1	$1 + 1 = 2$
Luss - -	—	53	9	$5 + 9 = 14$
Kilmaronock -	12	—	5	$6 + 5 = 11$
Totals -	83	1072	439	— 588

Overcrowding and Sub-Tenant Requirements—
Table attached.

I have the honour to be,

Ladies and Gentlemen,

Your Obedient Servant,

NEIL MACDONALD.

TABLE I.—FACTORIES ACT, 1937.

PARISHES.																
TRADE OR BUSINESS.	Arrochar.		Bonhill.		Cardross.		Dumbarton.		Kilmarnock.		Luss.		Rosneath.		Rhu.	
	Mechanical.	Non-Mech.	Total.	Mechanical.	Non-Mech.	Total.	Mechanical.	Non-Mech.	Total.	Mechanical.	Non-Mech.	Total.	Mechanical.	Non-Mech.	Total.	Total Mechanical.
Aerated Water Manufacturers,	1	..	1	1
Bakers,	1	1	6	3	9	13
Blacksmiths,	3	1	4	1	..	1	6
Bootmakers,	2	3	5	6
Bleachers and Dyers	1	3	4	5
Engineers, ..	1	..	1	7	1	8	1	2	..	2	20
Dressmakers and Milliners,	1	4	5	1	..	6
Iron Founders,	1	..	1	1
Hosiery Manufacturers,	2	..	2	2
Joiners and Cabinetmakers,	1	1	6	..	6	1	2	..	2	3	..	5	9
Launderers,	1	..	1	1
Motor Engineers,	2	2	5	..	5	7
Plumbers,	6	6	3	1	1	2	12
Printers,	1	5	6	1	7
Sawmillers,	5	1	6	6
Sculptors,	1	1	..	2	3	..	3	1
Ship and Boat Builders and	1	1	15
Breakers,	1	..	1	1
Tailors,	2	2	3	..	3	2	..	2	6
Watch and Clock Makers	1	1	2
Miscellaneous—Works of Tem-	2
porary Nature, etc., ..	2	2	4	9	5	14	1	5	6	3	1	3	33
Total Mechanical, ..	3	..	52	3	1	10	..	17	111
Total Non-Mechanical,	6	33	..	22	7	..	2	..	8	3	11	84
TOTAL,	9	85	..	44	..	3	..	8	5	13	..	28	195

TABLE II.—PLANS OF BUILDINGS—WESTERN AREA.

PARISHES.	New Houses.			Alterations.				No. of Houses.					
	Bungalows, &c.	Cottages.	Flats and Terraced Houses.	Bungalows, &c.	Cottages.	Flats and Terraced Houses.	Total.	2 Apartments.	3 Apartments.	4 Apartments.	5 Apartments.	6 Apartments & over.	Total.
Arrochar, -	-	1	1	...	4	...	2	...	61	2	2
Ronhill, -	1	5	3	...	1	...	22	1	2	35	66	5	168
Cardross, -	6	1	8	6	8
Dumbarton, -	2
Kilmarnock, -	...	2	...	1	5	5	5	6	...	1	17
Luss, -	1	1	1	1
Rosneath, -	2	2	...	4	4	1	1	1	...	7
Rhu, -	1	2	4	...	7	4	2	1	7
Total, -	10	11	4	2	13	9	49	10	69	53	69	9	210

In addition plans were submitted for 52 garages, 7 sheds, 5 petrol filling stations, 5 porches, 6 workshops, 1 church hall and gallery, 3 deep litter and 1 poultry houses, 1 logging shed, 1 extension to piggery, 1 ablation block to caravan site, 1 primary school, 1 public convenience and 31 other buildings.

TABLE III.—NUMBER OF REGISTERED COWSHEDS, &c.

Parishes.	Registered Dairy Farms.	Exempted Dairy Premises.	Approx. No. Cows.	Producers Not Selling by Retail.	Milkshops	Trading Vans.
Bonhill, - - -	14	3	420	12	9	7
Kilmarnock, - - -	39	6	898	38	—	2
Luss, - - -	7	19	162	5	—	2
Cardross, - - -	20	1	526	19	5	4
Rhu, - - -	5	8	141	4	2	3
Rosneath, - - -	12	—	132	6	1	6
Dumbarton - - -	3	3	87	—	—	1
Arrochar - - -	—	13	29	—	—	1
Burgh of Helensburgh,	2	—	52	1	6	4
Burgh of Cove and Kilcreggan, - - -	—	—	—	—	—	—
Totals, - - -	102	53	2447	85	23	30

TABLE IV.—NUMBER OF DESIGNATED MILKS AND RESULTS OF SAMPLES TAKEN

Designations	No. of Licences	Samples Taken	Not Complying in respect of			Deficient in Butter Fat	Total Not Complying
			Bacterial Count	B. Coliform	Bacterial Count and B. Coli		
Certified ...	5	37	6	2	1	—	9
Tuberculin Tested	84	504	23	12	10	—	45
Pasteurised	1	8	—	—	—	—	—
TOTALS ...	90	549	29	14	11	—	54

SCHOOL MILKS

No. of Samples Taken	Not Complying in respect of			Deficient in Butter Fat	Total not Complying
	Bacterial Count	B. Coli	Bacterial Count and B. Coli		
36	2	3	5	2	12

ORDINARY MILKS

ORDINARY MILKS					
No. of Samples Taken	Satisfactory		Non-Satisfactory		Total
60	46		14		60

SHOPS ACTS, 1912-1950.

TABLE V.—SHOWING NUMBER OF SHOPS AND NATURE OF BUSINESSES CARRIED ON IN THE VARIOUS PARISHES THROUGHOUT THE DISTRICT.

PARISHES.	Bakers.	Butchers.	Chemists.	Clothiers and Tailors.	Cycle Agents, &c.	Confectioners.	Dairies.	Drapers, Dressmakers and Milliners.	Fish and Chip Shops.	Fishmongers.	Fruiters.	Furniture Dealers.	Grocers.	Hairdressers.	Hardware and Dry-salters.	Ice Cream and Aerated Water Vendors.	Newsgents and Stationers.	Shoemakers.	Tea Rooms and Restaurants.	Tobaccoconists.	Watchmakers and Jewellers.	Miscellaneous.	TOTAL.	
Arrochar, -	1	1	—	—	—	1	—	—	—	—	1	—	2	—	1	1	—	—	—	4	—	—	—	12
Bonhill, -	13	13	4	6	2	8	7	14	8	3	8	2	16	6	6	6	11	6	6	11	2	1	52	205
Cardross, -	6	7	2	1	—	15	3	5	3	2	4	—	11	2	1	1	6	2	—	—	—	1	5	77
Dumbarton, -	—	—	—	—	—	—	—	—	—	—	—	—	—	—	—	—	—	—	—	—	—	—	—	—
Kilmaronock, -	—	—	—	—	—	—	—	—	—	—	—	3	—	—	—	—	—	—	—	—	—	—	—	3
Luss, -	—	—	—	—	—	1	—	—	—	—	—	—	1	—	—	—	—	—	—	2	—	—	—	4
Rhu, -	3	1	—	—	—	5	1	1	—	—	1	—	4	—	—	2	3	—	—	6	—	—	—	27
Rosneath, -	—	1	—	—	—	1	1	—	—	—	—	—	3	—	—	—	1	—	—	—	—	—	—	7
Totals, -	23	23	6	7	2	31	12	20	11	5	14	5	37	8	8	10	21	8	23	2	2	2	57	335

TABLE VI.
HOUSING — WESTERN AREA. Overcrowding and Sub-Tenant Requirements

District	Houses Overcrowded			Total	Houses Required					Total	Sub-tenant Requirements				Total
	1 Apt.	2 Apt.	3 Apt.		2 Apt.	3 Apt.	4 Apt.	5 Apt.	2 Apt.		3 Apt.	4 Apt.			
Alexandria -	3	226	10	239	—	184	45	—	239	11	33	5	49		
Bonhill and Jamestown -	15	162	9	186	8	139	39	—	186	6	22	6	34		
Renton -	8	109	1	118	4	96	18	—	118	3	19	1	23		
Cardross -	—	5	1	6	—	4	2	—	6	1	11	—	12		
Rhu -	1	5	1	7	—	6	1	—	7	—	5	1	6		
Garelochhead and Shandon -	2	6	5	13	—	6	7	—	13	4	9	—	13		
Rosneath and Clynder -	—	—	—	—	—	—	—	—	—	—	—	1	1		
Arrochar -	—	—	—	—	—	—	—	—	—	—	—	—	—		
Luss -	—	—	—	—	—	—	—	—	—	—	—	—	—		
Dumbarton -	—	—	—	—	—	—	—	—	—	—	—	—	—		
Kilmarnock -	—	—	—	—	—	—	—	—	—	—	—	—	—		
Totals -	29	613	27	569	12	435	112	—	569	25	99	14	138		

COUNTY COUNCIL OF DUNBARTON.

County Sanitary Inspector
(*Eastern Area*)

J. D. McKENDRICK.

Depute County Sanitary Inspector
(*Eastern Area*)

WILLIAM ARTHUR.

Assistant Sanitary Inspectors

JOHN DUNN.

JOSEPH C. MORTON.

DONALD S. MACKAY.

JOHN SAMS.

JOHN P. DEEGANS.

Milk Officer

ROSEMARY M. STARK.

Housing Supervisor

MARGARET BLACK.

Administrative Assistant

JOSEPH BAIRD.

Clerical Staff

ELIZABETH R. MUIR.

MARGARET HAMILTON.

MARGARET W. LAWSON.

COUNTY COUNCIL OF DUNBARTON.

REPORT BY SANITARY INSPECTOR IN THE
EASTERN AREA

LADIES AND GENTLEMEN,

The Annual Report for the year 1955 is submitted for your consideration.

WATER SUPPLY.

During the year water samples were taken in the areas of Cumbernauld and Waterside. Following chemical analysis and bacteriological examination a sample which failed to attain standard requirements necessitated attention being given to remedy the water pipes at the property before the desired results were obtained.

At certain periods of the year, the supply to parts of Cumbernauld area failed to meet requirements and, where dairy farms were affected, the seriousness of the position called for the active co-operation of the Local Authority responsible to improve the water supply. The yearly recurrence of this complaint, it is hoped, will be removed for all time following the completion of the Regional Water Scheme at present under construction.

The samples collected are recorded as follows:—

	<i>From.</i>	<i>Source.</i>
1E	Shallow well at Saddler's Brae Cottage, Kirkintilloch ...	Private.
2E	Tap in kitchen at Police Station House, Cumbernauld ...	Lanarkshire Gravitation.
3E	Tap in kitchen at Stirling's House, 32 Bank Road, Waterside	Kirkintilloch Gravitation.
4E	Tap in kitchen at Police Station House, Cumbernauld ...	Lanarkshire Gravitation.

5E	Tap at sink at Stirling's House, Foot Bridge, Waterside ...	Kirkintilloch Gravitation.
6E	Tap in kitchen at Police Station House, Cumbernald ...	Lanarkshire Gravitation.
7E	Tap in kitchen at Police Station House, Cumbernald ...	Lanarkshire Gravitation.
8E	Tap in kitchen at Stirling's House, 32 Bankhead Road, Waterside	Kirkintilloch Gravitation.
9E	Tap at sink at Stirling's House, Foot Bridge, Water- side	Kirkintilloch Gravitation.

DRAINAGE SYSTEMS EFFICIENCY.

All new and altered buildings were inspected during progress of work and drainage systems finally smoke tested.

The efficiency of drainage systems was improved where sewers were introduced and septic tanks disconnected and sealed.

Throughout the area, no cause for serious doubt as to the satisfactory operation of the drainage systems arose, and the Department gave guidance, where necessary, in executing improvements.

SEWAGE PURIFICATION AND DISPOSAL.

The condition of the Sewage Purification Works was examined at periods throughout the year and the plants found to be operating effectively.

RIVERS POLLUTION.

This subject is now the responsibility of the Clyde River Purification Board but, during the year, contact was made with the industrial concerns who discharged effluent into the Rivers Allander and Luggie. By the installation of improved plant and other measures practised, every endeavour is being made to prevent pollution of the rivers.

MILK.

The number of premises registered under the Milk and Dairies (Scotland) Act, 1914, in each Parish is recorded hereunder:—

<i>Parish</i>	<i>Producers</i>			<i>Dealers</i>			<i>Total Regd.</i>
	<i>W</i>	<i>WR</i>	<i>Total</i>	<i>Shops</i>	<i>Vans</i>	<i>Total</i>	
E. Kilpatrick	10	4	14	9	15	24	38
W. Kilpatrick	6	2	8	10	8	18	26
Cumbernauld	31	5	36	1	8	9	45
Kirkintilloch	20	2	22	9	9	18	40
Totals	67	13	80	29	40	69	149

W—Wholesale. WR—Wholesale and Retail. R—Retail only.

New registrations approved during the year related to 10 Producers and 10 Dealers.

Licences granted under the Milk (Special Designations) Orders (Scotland) 1936—1944.

<i>Parish.</i>	PRODUCERS.		
	<i>Certified.</i>	<i>Tuberculin Tested.</i>	<i>Pasteurised.</i>
East Kilpatrick	3	1
West Kilpatrick	1	—
Cumbernauld	—	3
Kirkintilloch	—	2
	4	6	—

DEALERS.		
East Kilpatrick	—
West Kilpatrick	—
Cumbernauld	—
Kirkintilloch	—
	—	8
		4

All Parishes in the Eastern Area of the County are specified areas within which only Specially Designated Milks (Certified, Tuberculin Tested and Pasteurised) may be sold by retail.

ICE CREAM (SCOTLAND) REGULATIONS, 1948. FOOD STANDARDS (ICE CREAM) ORDERS, 1951.

Premises registered for the manufacture and/or sale of Ice Cream totalled 31, viz. :—

Area	M'fcre Sale and Storage	Sale and Storage	Sale	* M'fcre and Sale	Total	Vehicles Sale and Storage	Sale	Total
Cumbernauld	—	—	2	1	3	—	1	1
Kirkintilloch	—	—	1	1	2	—	2	2
East Kilpatrick	—	1	—	1	2	—	—	—
West Kilpatrick	1	1	—	2	4	—	3	3
Burgh of K'loch	4	1	—	1	6	3	1	4
Burgh of M'gavie	2	1	—	1	4	—	—	—
	7	4	3	7	21	3	7	10

The number of registered premises shows no change from that of last year, but the number of vehicles registered has increased by 4.

From samples taken, 27 were for Bacteriological Examination and 6 for Chemical Analysis.

Proceedings instituted in 2 cases under the Food Standards Order, 1944, resulted in one manufacturer being fined £4, and another £5 or 30 days' imprisonment.

MEAT.

In accordance with the provisions of the Slaughter of Animals (Scotland) Act, 1928, and By-laws applicable to the Slaughter of Swine, licences were granted to Mr. William McLaren, Westerwood Farm, Dullatur, and Mr. James McLaren, 4 Roadside, Cumbernauld.

During the year, weekly inspections were made to the private abattoir at Cumbernauld where the slaughter of animals

was witnessed and carcasses examined before being passed for human consumption.

The number of animals slaughtered is recorded as follows:—

<i>Kind of Carcases.</i>	<i>No.</i>	<i>No. Partially Seized.</i>	<i>Weight of Meat Seized.</i>
Bullocks	84	33	593 lbs.
Cows	2	1	15 lbs.
Heifers	16	10	276 lbs.
Sheep	59	5	15 lbs.
Pigs	6	—	—
	167	49	899 lbs.

The weight of tinned meat seized and disposed of following condemnation totalled 2 cwts. 3 qrs., 6 lbs.

Under the Public Health (Scotland) Act, 1897, Section 43, Certificates were issued in respect of condemned food weighing 7 cwts., 1 qr., 14 lbs.

SCAVENGING METHODS AND EFFICIENCY.

Transport.

5 Wagons: ASN 222, ASN 818, BSN 40, BSN 41 and DSN 377.

<i>Year.</i>	<i>Drivers.</i>	<i>Men.</i>	<i>Youths.</i>	<i>Road Sweepers.</i>	<i>Boys.</i>	<i>Total.</i>
1950 ...	6	15	4	10	—	35
1951 ...	6	18	5	10	—	39
1952 ...	6	17	6	10	—	39
1953 ...	5	14	6	10	—	35
1954 ...	6	15	6	10	1	38
1955 ...	5	14	11	12	—	42

During the year wagon SN 8998 was no longer serviceable and a replacement of this vehicle will be due in the near future to maintain the fleet in continuous operation.

The main concern in the execution of the work was due to changes in the staff on account of men leaving for higher remuneration elsewhere and the difficulty in obtaining suitable replacements.

While the service did not attain the efficiency desired due to staffing problems, the nature of the few complaints received and investigated indicates the standard of the work to have been fairly satisfactory.

The depot at Garscadden is now taxed to capacity both for housing vehicles and performing maintenance work, with the result that the necessity for additional accommodation is pressing, and improvements in this direction will shortly take place following the acquisition of land extending to 3.83 acres.

Killoch Coup.

The process of reclaiming the ground at this coup continues effectively.

Summerston Coup.

At this coup the expanse of ground to be reclaimed covers a wide area and is extremely well suited for the disposal of refuse. The recurrence of fires at the coup necessitated the installation of equipment to have them extinguished whenever they became evident. A 3 in. water pipe and fire hydrant were installed at a cost of £300.

A total of 809 householders paid £736 7s. 9d. in connection with the Scheme for the removal of Garden Refuse.

By arrangement with the Highways Department, cleansing of classified and unclassified roads within the Special District related to :—

Classified Roads, 10.7 miles @ £75 per mile	...	£802	10	0
Unclassified Roads, 23.47 miles @ £45 per mile	...	1056	3	0
		<hr/>		
Total Cost	...	£1858	13	0
		<hr/>		

OLD KILPATRICK SPECIAL SCAVENGING DISTRICT.

Transport.

2 Wagons : BSN 903 and ASN 109.

<i>Year.</i>				<i>Drivers.</i>	<i>Men.</i>	<i>Road Sweepers.</i>	<i>Total.</i>
1950	2	7	4	13
1951	2	7	4	13
1952	2	8	4	14
1953	2	8	4	14
1954	2	7	6	15
1955	2	7	4	13

The work within the District was satisfactorily executed, but it may be necessary to replace one of the vehicles in the near future in order to attain the results desired.

Dumbuck Coup.

This coup continues to serve the needs of the area. Flooding of adjacent agricultural land was experienced during the year and in order to obviate this, British Railways carried out the cleaning of the tidal creek and cut a drainage channel between the coup and the land subject to flooding. So far, this has proved effective, but a thorough test has not yet been experienced owing to the low rainfall.

CLEANSING OF ROADS.

Classified Roads, 5.88 miles @ £75 per mile	...	£441	0	0
Unclassified Roads, 9.20 miles @ £45 per mile	...	414	0	0
Total Cost	...	£855	0	0

CUMBERNAULD SPECIAL SCAVENGING DISTRICT.

Transport.

1 Wagon : CSN 599.

<i>Year.</i>				<i>Driver/Mechanic.</i>	<i>Men.</i>	<i>Total.</i>
1954	1	3	4
1955	1	3	4

The successful operation of this service has been evident over the year in meeting the requirements of the ratepayers, and the minor nature of any complaints raised confirms this view.

Dullatur Coup.

Refuse continues to be deposited at this coup where the reclamation of the site would appear to be not so far distant. Meantime it is meeting requirements.

Smithstone Coup.

Negotiation with the proprietors is proceeding for the acquisition of this coup which extends to over five acres. This abandoned quarry has been used for many years by private scavenging contractors and will continue to be utilised for a long period of time.

GARTSHORE SPECIAL SCAVENGING DISTRICT.

The work in this district continues to be executed by private contract and the contractors responsible are :—

Waterside—

Mr. A. Stuart, No. 13, Oxbang, Kirkintilloch ... £315.

Twecher—

Mr. R. Roberts, Eagle Inn Cottage, Condorrat ... £560.

PUBLIC CONVENIENCES.

The Public Conveniences in the area and cash collected are denoted as follows :—

<i>Situated at</i>	1951	1952	1953	1954	1955
Old Kilpatrick	£16 4 6	£17 19 0	£18 12 6	£15 19 11	£16 9 10
Milton	11 1 5	11 10 2	11 15 7	14 10 9	13 10 9
Duntocher	4 9 0	5 4 2	5 12 1	6 2 3	5 16 7
Hardgate	3 17 0	5 4 2	6 19 4	9 19 1	12 13 4
Twechar (from January, 1952)		8 13 1	6 16 5	3 11 7	3 11 2
Waterside (from August, 1952)		0 19 4	1 14 6	1 2 10	2 6 5

The heavy maintenance cost, due mainly to the work of vandals, still remains with us, and there appears to be no solution to the problem short of appointing full-time attendants to each Convenience, the cost of which would be prohibitive.

SANITARY CONVENIENCES.

The position remaining under this heading is shown in Table V.

FACTORIES ACTS, 1937 and 1948.

Inspections made during the year to the 104 premises on the register totalled 159, and three were found to be unsuitable or defective. In each case the person concerned remedied the position to the satisfaction of the Department.

A case reported by H.M. Inspector of Factories was also dealt with and the defect remedied.

BURIAL GROUNDS.

The conditions being observed were in keeping with requirements, especially in relation to depth of lairs.

BUILDING REGULATIONS. •

A total of 358 plans was submitted for approval and, while houses new and altered were dealt with, their number was extremely low compared with the smaller structures considered, especially garages.

One pleasing feature concerned the approval of plans of houses for Old Folk.

In the industrial field, the introduction of additional warehouse accommodation was the main feature.

Table IV contains a record of the plans examined and considered for approval.

HOUSING.

During the year the preparation of reports and investigation of cases relating to tenancy of houses involving new tenants, transfers and exchanges demanded continuous attention.

A survey has been completed under the Housing (Repairs and Rents) (Scotland) Act, 1954.

SCHOOLS.

When visiting schools, ventilation, drainage and water supply were the items mainly receiving attention and no major remedy was necessary.

INFECTIOUS DISEASE.

The improved conditions which now prevail are evident when comparing figures with earlier years and the nature of the cases were of a normal character, viz.: 75 Scarlet Fever, 10 Whooping Cough, 105 Dysentery, 63 Pneumonia, 7 Polio, 6 Erysipelas, 2 Cerebro Spinal Meningitis, 1 Encephalitis Lethargica and 1 Chronic Malaria.

Cases were visited in Landward Area, Burgh of Kirkintilloch and Burgh of Milngavie.

STREET LIGHTING.

Street Lighting improvement goes hand in hand with the Road Safety Campaign, and it is pleasing to report that, although slow, progress is being made in bringing major traffic routes up to a modern standard of lighting. During 1955, work was in progress on three major traffic routes and plans are in hand for more capital projects. It is hoped to be granted authority to put the work in hand as speedily as possible.

The conversion of gas to electricity in side streets is also having attention. Gas street lighting cannot compare with

electricity as an illuminant or economically, and it has been proved that by conversion of gas to electricity, the saving on the price of the energy can pay the repayment of the capital cost of the conversion.

GAS SUPPLY.

<i>District.</i>				<i>Street Lamps.</i>
New Kilpatrick	1171
Old Kilpatrick	153
				<hr/>
Total	1324
				<hr/>

ELECTRICITY SUPPLY.

<i>District.</i>				<i>Street Lamps.</i>
New Kilpatrick	245
Old Kilpatrick	567
Cumbernauld	354
Gartshore	179
				<hr/>
Total	1345
				<hr/>

Includes 103 lamps on Maryhill and Milngavie Roads, Bearsden, attended by the Transport Department of Glasgow Corporation, to be removed in the near future, and improved Sodium Lighting Points installed.

NUISANCES.

A total of 57 written intimations served on authors of nuisances all proved effective in implementing the removal of the cause of complaint. Table I provides a record of the nuisances dealt with during the year.

NAMING OF STREETS.

Under this heading no new names were adopted during the year.

TENTS, VANS AND SHEDS.

The activity under this heading mainly related to caravans making temporary halt on passing through the area and no outstanding item falls to be recorded.

PEST DESTRUCTION.

The departure of the Pest Destruction Officer to a more lucrative appointment in the commercial field, and the inability to replace him by a trained Rat Catcher on account of the remuneration not being sufficiently attractive, retarded the activity under the Prevention of Damage by Pests Act, 1949.

During the year surveys were made by members of the Sanitary Staff of works, farms, &c., and where action was necessary to remove vermin, the services of the Rat Catcher employed in the Western Area of the County was obtained when available. While this arrangement is unsatisfactory in coping with this service, the measures taken are the best under the circumstances.

SHOPS ACTS.

The periodic inspections of shops under the Acts and Regulations was carried out in relation to the various requirements.

While no major fault or discrepancy was evident in the process of visits, attention drawn to minor defects received immediate response from the Staffs in rectifying the position.

Table II contains a list of the shops in the Area.

SALVAGE.

A salvage incentive in connection with the collection of wastepaper was introduced in the form of a bonus system to employees where the tonnage is in excess of 150 tons per annum to be divided as follows: 60 per cent. to Staff employed in the collection and disposal of salvageable materials and the remaining 40 per cent. to be credited to Scavenging Account.

A record of the tonnage and value of materials salvaged is recorded hereunder :—

	<i>Tons.</i>	<i>Cwts.</i>	<i>Qrs.</i>	
Kitchen Waste ...	78	14	—	£324 12 9
Bones	—	16	3	3 15 4
Rags	—	—	—	3 10 0
Waste Paper ...	149	18	2	1016 2 3
	229	9	1	£1348 0 4

GENERAL.

The responsible Officer, Mr. J. D. McKendrick, who retired on 13th March, 1956, prior to the completion of this Report, commissioned me to complete the record.

He had a long and interesting career covering 44 years' service in Local Government, and the members of his Staff wish him a long and pleasant retirement.

I am,

Ladies and Gentlemen,

Your obedient servant,

W. ARTHUR,
County Sanitary Inspector
(14.3.56).

TABLE I.—NUISANCES.

A—ABATED N.A.—NOT ABATED.

	CUMBERNAULD.				KIRKINTILLOCH.				EAST KILPATRICK.				WEST KILPATRICK.				ABATED.	NOT ABATED.	TOTAL.
	Verbal.	Written.	A.	N.A.	Verbal.	Written.	A.	N.A.	Verbal.	Written.	A.	N.A.	Verbal.	Written.	A.	N.A.			
Ashpits abolished, -
Ashpits repaired, -
Ashbins provided, -
Accumulation of Refuse removed, -
Common Stairs whitewashed and cleaned, -
Drains cleaned, -	...	1	1
Drains repaired, -
Houses—Cellings repaired, -	...	4	3	1
" " Dirty, cleaned, -
" " Doors repaired, -
" " Fireplace repaired, -
" " Floors repaired, -
" " Plasterwork repaired, -	...	1	1
" " Walls repaired, -	...	4	3	1
" " Windows repaired, -
Roofs repaired, -	...	4	3	1
Rones defective, -	...	6	4	2
Water Closets defective, -
Water Closets cleaned, -
Water Supply improved, -
Water Pipes repaired, -	...	1	...	1
Wash Houses repaired, -
Soil Pipes repaired, -
Vents repaired, -
Miscellaneous, -	...	1	...	1
TOTALS, -	...	92	15	7	3	...	3	...	1	5	6	70	70	...	94	7	101

TABLE II. SHOPS ACTS, 1912-50.
SUMMARY OF BUSINESSES WITHIN PARISHES IN THE EASTERN AREA.

Parish.	Bakers.	Butchers.	Chemists.	Cycle and Motor Agents.	Confections, Refreshments, Tobaccos.	Dairies.	Drapers and Clothiers.	Electricians.	Fishmongers.	Fish and Chip Shops.	Fruiters.	General Stores.	Grocers.	Hairdressers.	Ironmongers.	Licensed.	Newsagents.	Shoemakers.	Stationers.	Plumbers.	Painters.	Tearooms.	Funeral Undertakers.	Boots & Shoes.	Miscellaneous.	Total.
Cumbernauld, -	2	3	...	4	13	...	3	2	...	4	...	3	7	2	1	4	4	1	53
Kirkintilloch, -	1	2	3	1	1	8
East Kilpatrick,	3	7	3	2	4	3	3	1	4	...	5	1	15	3	2	...	4	...	4	5	5	...	1	2	...	77
West Kilpatrick,	2	6	2	...	12	...	1	4	4	...	18	1	...	15	3	...	1	2	1	72
Totals,	7	16	5	6	30	3	7	3	4	8	9	6	43	6	3	20	12	...	5	5	6	...	1	4	1	210

TABLE III.—FACTORIES ACT, 1937.

M.—MECHANICAL. N. M.—NON-MECHANICAL.

TRADE OR BUSINESS.	Cumbernauld.		Kirkintilloch.		East Kilpatrick.		West Kilpatrick.		TOTAL.		TOTAL.
	M.	N. M.	M.	N. M.	M.	N. M.	M.	N. M.	M.	N. M.	
Bakers, -	2	-	-	1	2	-	2	-	6	-	6
Blacksmiths, -	-	-	-	-	-	-	-	1	-	2	2
Builders, -	-	1	1	-	-	6	-	3	1	10	11
Bootmakers, -	-	-	-	-	-	-	1	2	1	2	3
Brickworks, -	1	-	1	-	-	-	-	-	2	-	2
Butchers, -	3	-	-	1	6	-	6	-	15	1	16
Chemical Works, -	-	-	-	-	-	-	-	-	-	-	-
Coal Merchants, -	-	5	-	-	-	3	-	4	-	12	12
Distillers, -	-	-	-	-	-	-	1	1	1	1	2
Dressmakers, -	-	-	-	-	-	-	1	-	1	-	-
Electrical Manufacturers, -	-	-	-	-	-	-	-	-	-	-	1
Engineers, -	1	-	-	-	-	-	-	1	1	1	2
Fireclay Works, -	1	-	-	-	-	-	1	-	2	-	2
Grain Mills, -	1	-	-	-	-	-	-	-	1	-	1
Hosiery Manufacturers, -	-	-	-	-	-	-	-	-	-	-	-
Joiners and Carpenters, -	1	-	-	-	-	2	2	1	3	3	6
Laundries, -	-	-	-	-	-	-	-	-	1	-	1
Motor Engineers, -	2	2	-	-	6	-	1	1	12	3	15
Oil Depots -	-	-	-	-	-	-	4	-	4	-	4
Plumbers, -	1	1	-	-	-	6	-	4	1	11	12
Painters, -	-	-	-	-	-	5	-	1	-	6	6
Quarries, -	-	-	-	-	-	-	-	-	3	-	3
Shipbuilders, -	2	-	-	-	-	-	1	-	1	-	1
Sculptors, -	-	-	-	-	-	-	1	-	1	-	1
Tailors, -	-	-	-	-	-	-	-	-	-	-	-
Watchmakers, -	-	-	-	-	-	-	-	-	-	-	-
Miscellaneous, -	1	1	1	-	1	-	-	-	9	-	18
TOTALS, -	16	10	3	2	15	23	32	26	66	61	127

TABLE IV.—PLANS OF BUILDINGS—EASTERN AREA.

PARISH	PLANS Buildings—Altered.			PLANS. Buildings—New.			No. of Buildings Altered.			No. of Buildings New.			No. of Houses Altered.					No. of Houses New								
	Bungalows	Cottages	Villas, Flats and Terrace Houses	Total	Bungalows	Cottages	Villas, Flats and Terrace Houses	Total	Bungalows	Cottages	Villas, Flats and Terrace Houses	Total	2 Apartments	3 Apartments	4 Apartments	5 Apartments	Over 5 Apartments	Total	1 Apartment	2 Apartment	3 Apartment	4 Apartment	5 Apartment	Over 5 Apartment	Total	
Cumbernauld	—	5	—	5	—	4	—	4	—	1	—	1	1	7	1	—	—	—	9	—	—	—	—	—	1	1
Kirkintilloch	—	1	—	1	—	2	—	2	—	8	—	8	—	2	—	—	—	—	2	6	11	12	—	—	—	29
New Kilpatrick	—	65	—	65	—	37	—	37	—	204	—	204	—	2	36	14	10	62	—	—	6	138	100	45	289	
Old Kilpatrick	—	8	—	8	—	6	—	6	—	7	—	7	—	4	4	1	—	9	—	—	2	8	—	—	—	10
TOTALS, . . .	—	79	—	79	—	46	—	46	—	220	—	220	—	1	15	41	15	10	82	6	—	19	138	100	46	329

TABLE V.—DETAILS OF SANITARY CONDITIONS—EASTERN AREA.

AREA.	Dry Closets in use serving Tenants					Water Closets serving Tenants					Houses, Tenants not having use of Water Closet or Dry Closet.	Houses without indoor water supply and sink.
	1	2	3	4	5	2	3	4	5			
Bearsden, - - -	
Condorrat, - - -	1	1	9	2	1	3	
Cumbernauld, - - -	3	20	5	19	
Croy, - - -	...	4	
Duntocher, Hardgate, and Faifley, - - -	47	9	17	
Old Kilpatrick, - - -	12	6	5	
Bowling, - - -	26	11	3	
Milton and Dumbuck, - - -	2	2	
Twechar, - - -	
Waterside, - - -	...	2	1	
TOTAL, - - -	6	7	1	...	2	114	33	26	22	

REPORT BY COUNTY ENGINEER.

24 GEORGE SQUARE,
GLASGOW, C.2.

LADIES AND GENTLEMEN,

The past year saw the commencement of the Eastern Regional Water Scheme Contract and good progress is being made, and it is hoped that within the next twelve months the Council will have become the Water Authority for the Eastern Area of the County. The County of Stirling has intimated that an alternative line for their main forming part of the Scheme is being investigated.

In December the Department of Health intimated that the Secretary of State had decided to make the New Town (Cumbernauld) Designation Order, 1955, under the New Town Act, 1946. It would appear that the building of a new town in the Eastern Area of the County is imminent.

The increase in the cost of materials and wage rates coupled with the three increases in interest rates on monies borrowed through the Public Works Loan Board continued the upward trend of the cost of works.

The Scottish Special Housing Association completed the laying of sewers and water mains in the Haldane Housing Site at Jamestown. This site is now fully serviced.

The Town Council of Dumbarton faced with water supply difficulties, promoted a Water Order known as the Dumbarton (Loch Lomond) Water Order whereby powers were sought to extract by pumping 3,000,000 gallons of water per day from Loch Lomond and to convey it by pipes to the Burgh. The Council, with other interested parties, lodged objections and the Order is being revised to meet agreed adjustments. To meet the immediate water shortage the Town Council approached the Council for a supply of water of up to 1,000,000

gallons per day and agreement has been reached on the terms and conditions governing the supply. The Town Council will now require to lay a main to link the two water systems.

The Secretary of State ordered a Public Inquiry to be held regarding the sufficiency of a water supply at Portkil. The Water Authority is the Burgh of Cove and Kilcreggan although the area concerned is in the Landward portion of the County. It was found that the Water Authority had not failed in their obligation to maintain a sufficient supply of water to a part of their area where the supply had deteriorated because the owners of a private pipe had permitted their pipe to fall into disrepair.

A visit was paid on 24th July to Loch Finlas Reservoir and Filter Stations by Delegates from nine Countries who had been attending the International Waterworks Congress in London. The weather conditions were ideal and added to a most enjoyable and much appreciated visit.

Further progress can be reported regarding the building of a Crematorium at Cardross Cemetery. Approval in principle has been received and plans, amended after consultation, have been submitted to the Department of Health. In view of the present economic position an early start on constructional work cannot be expected.

The Council approved in principle the proposal to provide a new Burial Ground for the Burgh of Clydebank and the Old Kilpatrick Area of the County.

The Rural Water Supplies and Sewerage Act, 1955, intimated changes in operating the financial arrangements of the 1944 Act of the same name. A Local Authority receiving a grant under the Act has to borrow the full amount of the contract sum as the grant is now to be paid in half-yearly instalments spread over the period of loan. Previously the amount to be borrowed was the total cost less grant as the grant was paid after the completion of the contract and approval of the final cost.

The setting up of a Central Refuse Destructor Plant for the area of the County west of Dumbarton and including the Burgh of Helensburgh is under consideration.

The staff was kept fully occupied throughout the year but difficulty is being found in recruiting experienced staff as the salaries offered by Public Works Contractors and certain Local Authorities are more attractive.

In the Town Planning Department an Assistant Class III resigned on obtaining an appointment outwith Local Government and two Junior Assistants were appointed.

Promotion appointments were made as follows: one Assistant to Class I, one to Class II and two to Class III.

Two Engineering Assistants Class III and one Junior Assistant resigned, two of whom left the service and the other transferred to another Local Authority. A second junior Assistant was called upon to carry out his National Service.

Four Junior Assistants were appointed to fill vacancies in the Establishment, but it was not found possible to appoint any Class III Assistants from the applicants interviewed. A Typist-Clerkess resigned and an appointment made to fill the vacancy.

WATER SUPPLY.

GENERAL.

The rainfall for the year showed a marked reduction from that of the previous year; the readings taken in the Gareloch Loch Lomond Water-Shed showing a decrease of just under 40 per cent. over the previous year and in the Clyde Area the decrease was over 40 per cent. All rainfall observation stations in the area had the lowest figure recorded for the month of July since rainfall measurements were started, whilst the total rainfall for the months of June, July and August was the second lowest on record.

At Loch Finlas the rainfall was the fifth lowest recorded in forty-six years and but for a very wet December, which recorded the sixth highest rainfall for that month, the total rainfall for the year could have been the lowest ever.

The Eastern Regional Water Scheme was started in the Spring and the priority given to the laying of a main in the

Fannyside Muir Area provided a source of supply to the Cumbernauld Area and overcame the inadequacy of supply in this part of the County. The recurring problem of the shortage of water in Twechar, Croy and Cumbernauld has been assisted and will cease to exist on the completion of the Regional Scheme.

The Council agreed to raise the charges for the making of connections to water mains as it had been shown that the existing charges were not economic in view of rising costs.

The policy of investigating the waste of water was continued and the resulting reduction is proving most encouraging.

Arrochar and Tarbet Water Supply Area.

The very dry summer brought with it the failure of Arrochar Reservoir on 26th July and water tanks had to be provided at Arrochar and Tarbet for the use of the residents. Full supplies were resumed on 25th August. The opportunity was taken to clean out the reservoir at this time. A Scheme to augment this supply has been submitted to the Department of Health.

Eighteen notices were served on owners of property drawing attention to defective fittings and waste of water. Three underground bursts on communication pipes and one burst on a main were repaired. Three new connections were given off. There are eight metered supplies in the area.

Gareloch Water Supply Area.

Auchengaich, Rhu and Whistlefield Reservoirs continued to provide ample and satisfactory water supplies during the year and no shortages were experienced.

The Council assumed responsibility for the 6-in. main between Whistlefield and Finnart and which was laid by the Oil Company operating the Oil Depot.

During the year thirty-six notices were served on owners of property drawing attention to defective fittings and waste of water. Twenty-seven underground bursts on communication pipes and twenty-two bursts on mains were repaired. Nine new connections were given off and three were renewed. There are seventy-seven metered supplies in the area.

The rainfall recorded for the year was as follows: 47.03 inches at Whistlefield Filters, 49.65 inches at Rhu Filters, 60.47 inches at North Auchengaich Reservoir and 60.31 inches at South of Auchengaich Reservoir.

Central Water Supply Area.

Eight hundred and thirty-seven notices were served on property owners during the year drawing attention to defective fittings and waste of water. Thirty-seven underground bursts on communication pipes and twenty-four bursts on mains were repaired, eight were cleaned, twenty-one renewed and eighteen sealed off. Eighty-four new connections were given off during this period.

Cardross Area.

The water supplied from Carman Reservoir continued to be good in quality and plentiful in quantity. Work will commence in the coming year on an extension to the water mains in the Muirend Private Housing Development.

There are twenty metered supplies in this part of the area supplied by Carman.

The Reservoir and Filters at Asker were satisfactorily maintained and met the limited demands made upon them. There are nine metered supplies on this source of supply.

Craigendoran Area.

The supply to this area which comes from Carman Reservoir was satisfactory. There are seven metered supplies in the area.

Renton Area.

It was necessary to augment the supply to this area from the Vale of Leven Area during the latter part of the year as the level of the Reservoir fell steadily and reached its lowest level in October. The dry summer and the supply being given to the Burgh of Dumbarton to help to augment its supply were contributory causes to the low level of the reservoir.

38.24 inches of rain fell at Carman during the year and the

only period in which the reservoir was overflowing was in the month of January. The wettest month was December with 7.75 inches of rain and the driest August with 1.23 inches.

There are twenty-one metered supplies in the area and they recorded a consumpt of 7,137,000 gallons.

Vale of Leven Area.

Loch Finlas Reservoir was at top water level for 215 days despite the low rainfall, and reached its lowest level in August. Assistance was given to the Bowling and Old Kilpatrick Areas as well as to Renton.

Water mains were laid in the Haldane Housing 5th Development so completing the works on this site. Mains are at present being laid at the Private Housing Development at Mollanbowie, Balloch.

The policy of renewing existing mains which are proving inadequate due to age and capacity was continued.

There are 125 metered connections in this area and the metered consumpt rose during the year by 7,000,000 gallons to 155,243,000 gallons for the year.

Rainfall at Loch Finlas for the year was 69.22 inches, the wettest month being December with 14.10 inches and the driest July with 1.62 inches.

Luss Area.

The supply to the village was satisfactory and ample during the year. No anxiety was experienced during the dry spell in the summer.

Kilmaronock Area.

Loch Finlas Reservoir continued to give a satisfactory supply throughout the year. There are seventy-two metered supplies in the area, this figure showing an increase of six during the year. There is little doubt that the carrying out of the Water Scheme to serve this area has been well justified by the results and the benefit was experienced by the agricultural consumers during the summer when small individual supplies failed. The quantity of water taken by meter was 13,919,000 gallons.

Bowling Area.

To meet the increased industrial demand and to overcome the reduced inflow into the Reservoir due to the low rainfall, the supply was augmented from Loch Finlas. The twenty-two metered consumers were supplied with 25,817,000 gallons of water, this being an increase of over 9,000,000 gallons in the year.

The rainfall recorded at Bowling Filters was 20.09 inches for the year, the wettest month being December with 6.59 inches and the driest August with 1 inch.

Old Kilpatrick Area.

It was found necessary to augment the supply to this area from Loch Finlas Reservoir. Burnbrae Reservoir was full twice during the year, in January and in December, reaching its lowest level in September when augmentation was commenced.

There are twenty-one metered consumers with a total consumpt of 32,666,000 gallons being an increase of over 2,500,000 gallons in the year.

Waterside Water Supply Area.

The bulk supply of water from the Burgh of Kirkintilloch provided a satisfactory supply to the area.

Clydebank and District Water Trust.

The Water Trust maintained satisfactory supplies to the Duntocher, Hardgate and Mosshead Districts of the County throughout the year.

Bearsden Area.

The supply of water to that part of Bearsden supplied by the Corporation of Glasgow was ample and satisfactory.

Drainage—General.

The recommendation that the Eastern and Western Special Sewerage and Sewage Disposal Districts be combined was

approved after further consideration and the title for the combined Districts is the Dunbartonshire Special Sewerage and Sewage Disposal District.

The Council agreed to make a charge of £1 for the privilege of making use of a branch piece left in the sewer for this purpose where a drainage connection is being made to a sewer. This fee is a modest one in view of the saving of the expense involved in inserting a branch piece or saddling a sewer.

Notice was served on the Council by the National Coal Board that it was intended to win coal in the vicinity of the villages of Condorrat and Twechar. A report by a Mining Engineer appointed by a Council showed that this proposal would seriously affect the Council's sewage treatment works and sewers in those areas. A meeting to examine the position is being arranged with the National Coal Board and the Department of Health.

Intimation was received from the Department of Health that the Scheme to provide sewage treatment at the villages of Rosneath, Clynder and Shandon would not qualify for grant under the Rural Water Supplies and Sewerage Act, 1944. After representations to the Department two separate Schemes have been submitted to the Department for further consideration, one Scheme covers Rosneath and Clynder, the other Shandon.

After many delays due to the entry into liquidation of the original Contractor and shortage of materials, the sewage treatment works at Condorrat was completed and put into operation. It is anticipated that the works at Twechar will be completed in the Spring of next year.

WESTERN AREA.

Arrochar and Tarbet Area.

The sewers and detritus tanks were maintained satisfactorily during the year.

Garelochhead Area.

Maintenance of the sewers was continued and the detritus tanks kept in good repair.

Rhu Area.

The sewers and detritus tanks functioned satisfactorily.

Craigendoran Area.

The sewers and detritus tanks at Cardross and Craigendoran were kept in good repair. A sewer extension was carried out in the Private Housing Development at Muirend, Cardross.

Vale of Leven and Renton Area.

The sewers and pumping stations have been maintained in a satisfactory condition during the year. At Dalmoak Pumping Station the total inflow of sewage from the area was 424,497,000 gallons which shows a further increase over last year and is due to the continuing house building in the area. Repairs were carried out to the 12-inch diameter sewer crossing the Dumbarton-Renton Road, following a collapse of the sewer.

The sewers to serve the 5th Development at Haldane Housing Scheme were laid during the year and sewers are being laid to serve the Private Housing Development at Mollanbowie, Balloch.

Gartocharn Area.

The sewers and sewage treatment works continued to function satisfactorily.

Bowling Area.

The sewers and detritus tanks were maintained satisfactorily during the year.

Old Kilpatrick Area.

The sewers and detritus tanks gave satisfactory service. The sewer in the south carriageway of the Boulevard collapsed and was repaired.

Duntocher Area.

The sewers in the area functioned satisfactorily.

Bearsden Area

The sewers and pumping stations continued to operate satisfactorily. The sewers for the second development at the Private Housing Development at the Fruit Farm Area of Garscube were completed as was an extension to the sewer in Milverton Avenue.

An application has been received for the provision of sewers in a proposed Private Housing Development at South Stonedyke and it is anticipated that this work will be carried out next year. A sewer has also to be laid at the Council's Housing Site at Nithsdale Crescent.

EASTERN AREA.

Condorrat Area.

The new sewage treatment works was completed in the Spring and is now in full operation. The old works have been dismantled and filled in.

The pumps and mortars of the old pumphouse are to be dismantled.

The sewers and the new works are operating satisfactorily.

Cumbernauld Area.

The sewers and sewage works serving Cumbernauld Village and the sewers and septic tanks at Cumbernauld South are functioning satisfactorily.

Waterside Area.

The sewers and sewage works were maintained in good order.

A sewer to serve the 5th Development of the Council's Housing Scheme was laid during the year.

Croy Area.

The sewers in the area were maintained satisfactorily but the treatment works require close attention as modernisation of this plant is overdue.

Twechar Area.

At the new sewage treatment works ground conditions were such that the use of de-watering plant was required to allow

the construction of the humus tanks and the wet and dry wells of the pumping station to proceed. The works should go into operation in the Spring of next year.

The sewers operated satisfactorily but the present treatment works required constant attention.

CINEMATOGRAPH ACT.

The inspection of premises holding licences under the above Act was made during the year. To protect the Council all licensees were required to have the electrical equipment of the buildings examined by a qualified Electrical Engineer and to produce a certificate in accordance with Form "A" as prescribed in the Institution of Electrical Engineers' Regulations. With one exception all the licensees provided this certificate and on inspection were found to be complying with the conditions of licence granted by the Council. The exception, The Bradford Cinema, Cumbernauld, was granted renewal of the licence subject to the receipt of Form "A" and an undertaking that the enclosure for cinematograph apparatus would be roofed with fire resistant material. The licensee carried out the latter condition and employed a firm of Electrical Contractors to re-wire the Cinema. This work is proceeding.

The installation of secondary lighting in the Recreation Hall and the passage leading thereto at Woodilee Mental Hospital has been completed.

The premises inspected for licensing are as undernoted :—

1. Renton Public Hall, Renton.
2. Rio Picture House, Bearsden.
3. Strand Cinema, Alexandria.
4. Vale of Leven Public Hall.
5. Bradford Cinema, Cumbernauld.
6. Woodilee Mental Hospital, Lenzie.

Under the Cinematograph Act, 1952, intimation has been received from the Secretary of State for Scotland that various changes in the Regulations governing cinematographic performances will come into force on 1st January, 1956. The

changes in the Regulations cover the attendance of children and the safety of patrons. More strict conditions are laid down for the use of inflammable film, the scale of exits and for the number of attendants present during a performance. A sign of the times is the introduction of conditions covering television equipment installed in cinemas and the protection for its operators.

It will be necessary for a new set of forms to be prepared for the functioning of the Act and these will be introduced at the next licensing period.

THEATRE ACT.

Applications were received for permission to hold theatrical performances in the following halls:—

The Hall, Westerton. (Two applications).
Boys' Brigade Hall, Bearsden.
Old Parish Church Hall, Alexandria. (Two applications).
Canteen, Messrs. McGruer's Yard, Clynder.

TOWN AND COUNTRY PLANNING.

The designation of the area of the New Town at Cumbernauld and the Public Inquiry into the Development Plan for the Kirkintilloch Part Area were the principal features of significance to the Department during the year. The preparation of Part Development Plans for the Kilpatrick's Area and the Western Area, together covering the whole of the major portion of the County, apart from the area included in the Vale of Leven Part Development Plan, has also been proceeding.

Kirkintilloch Part Area.

The Public Inquiry into the Kirkintilloch Part Development Plan was held in Kirkintilloch on 22nd and 23rd September. Of the twelve objections to the provisions of the Plan one was withdrawn prior to the Inquiry. The decision of the Secretary of State is awaited.

Kilpatrick's Part Area.

Consultations with all interested parties having been completed, the preparation of the Kilpatrick's Part Development Plan for submission to the Secretary of State is in hand.

Western Part Area.

The Draft Development Plan for the Western Area of the County is in course of preparation. In order that the Plan might be more readily understood the Council obtained the consent of the Secretary of State to prepare the Plan at a scale of $2\frac{1}{2}$ inches to one mile, instead of 1 inch to one mile as prescribed by the Regulations.

INTERIM DEVELOPMENT CONTROL.

During the year the number of applications received totalled 656, an increase of 11 over the total for the previous year. Included in the total figure were 73 applications for provisional approval, as compared with 65 similar applications submitted last year. The figure also included 34 applications which proved to be permitted development, as against 57 such applications received last year. The applications were dealt with under the respective Planning Areas as follows:—

APPLICATIONS.

<i>Planning Area.</i>	<i>Granted.</i>	<i>Postponed or Withdrawn.</i>	<i>Refused.</i>	<i>Total.</i>
Clydeside, Gareloch and Loch				
Long - - - -	104	5	11	120
Vale of Leven - - -	62	4	12	78
Loch Lomond - - -	25	—	9	34
Kilpatrick's - - - -	189	23	19	231
Milngavie (1) and (2) - -	23	5	2	30
Kirkintilloch & Cumbernauld	107	7	15	129
Totals - - - -	510	44	68	622
Exempted under General Development Order, 1950 - -				34
			Total -	656

LOCAL AUTHORITY.

<i>Planning Area.</i>	<i>Granted.</i>		<i>Postponed or Withdrawn.</i>		<i>Refused.</i>		<i>Total.</i>	
	A	H	A	H	A	H	A	H
<i>(a) Landward—</i>								
Clydeside, Gareloch & Loch Long	2	50	—	—	—	—	2	50
Vale of Leven -	—	—	—	—	—	—	—	—
Loch Lomond -	2	14	—	—	—	—	2	14
Kilpatricks - -	4	9	1	22	—	—	5	31
Kirkintilloch & Cumbernauld	—	—	1	23	—	—	1	23
<i>(b) Burgh—</i>								
Helensburgh -	1	96	—	—	—	—	1	96
Milngavie (1) & (2)	2	134	—	—	—	—	2	134
Kirkintilloch -	4	63	—	—	—	—	4	63
Totals -	15	366	2	45	—	—	17	411

A.—Applications.*H.*—Houses.

PRIVATE ENTERPRISE.

<i>Planning Area.</i>	<i>Granted.</i>		<i>Postponed or Withdrawn.</i>		<i>Refused.</i>		<i>Total.</i>	
	A	H	A	H	A	H	A	H
<i>(a) Landward—</i>								
Clydeside, Gareloch & Loch Long	11	11	—	—	1	1	12	12
Vale of Leven -	—	—	—	—	—	—	—	—
Loch Lomond -	2	145	—	—	—	—	2	145
Kilpatricks - -	32	747	5	57	—	—	37	804
Kirkintilloch & Cumbernauld	6	6	—	—	—	—	6	6
<i>(b) Burgh—</i>								
Helensburgh -	17	105	—	—	—	—	17	105
Cove & Kilcreggan	1	1	—	—	—	—	1	1
Milngavie (1) & (2)	6	82	5	116	—	—	11	198
Kirkintilloch -	5	5	—	—	—	—	5	5
Totals -	80	1102	10	173	1	1	91	1276

A.—Applications.*H.*—Houses.

CONVERSIONS.

Planning Area.	Granted.		Postponed or Withdrawn.		Refused.		Total.	
	A	H	A	H	A	H	A	H
<i>(a) Landward—</i>								
Clydeside, Gareloch								
& Loch Long	-	-	1	5	—	—	—	1 5
Kilpatricks	-	-	2	4	—	—	—	2 4
<i>(b) Burgh—</i>								
Helensburgh	-	-	2	4	—	—	—	2 4
Cove & Kilcreggan	-	-	1	2	—	—	—	1 2
Totals	-	-	6	15	—	—	—	6 15

A.—Applications.

H.—Houses.

INDUSTRIAL APPLICATIONS.

Planning Area.	Granted.		Postponed or Withdrawn.		Refused.		Total.	
	A	H	A	H	A	H	A	H
<i>(a) Landward—</i>								
Clydeside, Gareloch & Loch								
Long	-	-	-	9	—	—	—	9
Vale of Leven	-	-	-	13	—	2	—	15
Loch Lomond	-	-	-	3	—	—	—	3
Kilpatricks	-	-	-	6	3	—	—	9
Kirkintilloch & Cumbernauld	-	-	10	2	—	1	—	13
<i>(b) Burgh—</i>								
Helensburgh	-	-	-	3	—	1	—	4
Milngavie (1) & (2)	-	-	-	4	—	—	—	4
Kirkintilloch	-	-	-	5	—	—	—	5
Totals	-	-	53	5	—	4	—	62

COMMERCIAL APPLICATIONS.

<i>Planning Area.</i>	<i>Granted.</i>	<i>Postponed or Withdrawn.</i>	<i>Refused.</i>	<i>Total.</i>
<i>(a) Landward—</i>				
Clydeside, Gareloch & Loch				
Long - - - -	1	—	—	1
Vale of Leven - - -	15	—	1	16
Loch Lomond - - -	4	—	4	8
Kilpatricks - - - -	12	2	2	16
Kirkintilloch & Cumbernauld	11	—	2	13
<i>(b) Burgh—</i>				
Helensburgh - - -	8	—	1	9
Cove & Kilcreggan - - -	1	—	—	1
Milngavie (1) and (2) - - -	2	—	—	2
Kirkintilloch - - - -	7	1	1	9
Totals -	61	3	11	75

HOUSING SITES SELECTION.

Planning approval was granted for the use of the undernoted sites for housing purposes, following the receipt of clearances from all relevant authorities, in accordance with the instructions of D.H.S. Circular No. 46/1950.

<i>Site.</i>	<i>Acreage.</i>
Goldenhill, Hardgate - - - -	1.4
The Wynd, Cumbernauld - - - -	0.38
Glebe Land, Cumbernauld - - - -	4.146
Croy - - - - -	0.21
Milton - - - - -	0.274
Thistle-neuk, Old Kilpatrick - - - -	0.17
High Gallowhill, Kirkintilloch - - - -	31.05
E. Clyde Street, Helensburgh - - - -	0.25

Although the National Coal Board withheld clearance of three gap sites extending to 1.7 acres, at Condorrat, it was decided to acquire the land for housing purposes.

A request by Kirkintilloch Town Council that clearances be obtained in respect of 2.14 acres at West Regent Street, Kirkintilloch, was referred back to the Town Council, as the site was zoned as open space on the Development Plan.

Clearances were obtained for a site of 16.2 acres at Wilderness Brae, Cumbernauld, but the matter was postponed pending discussions with the Department of Health regarding the effect the establishment of the New Town at Cumbernauld would have upon the development of this site by the County Council.

Clearances are being sought in respect of a proposed housing site of 6.5 acres at Goldenhill, Hardgate.

TREE PRESERVATION.

The Forestry Commission referred to the County Council two applications for permission to fell trees at Garscube Estate, Bearsden, and Dalmoak, Renton, in accordance with the procedure prescribed by the Forestry Act, 1951. The issue of felling licences was approved by the Council, subject, in the case of the Dalmoak site, to replanting conditions.

On being approached by the landowner the Council intimated that there were no objections to the felling of certain trees at Clober Golf Course, Milngavie.

At the request of the New Kilpatrick District Council it was decided that trees in the Canniesburn Toll area of Bearsden should be included in a Tree Preservation Order and designated for that purpose in the Kilpatricks Development Plan.

A request that trees in Ralston Road, Bearsden, be made the subject of a Tree Preservation Order was not acted upon.

APPEALS.

Four appeals were dealt with during the year, as follows:—

(1) *Balloch.*

The Secretary of State upheld an Appeal against the County Council's decision to refuse planning permission in respect of the erection of a church and presbytery at Moss of Balloch. The appeal also related to a proposal to erect a school on the same site, but, in this connection, the Secretary of State suggested that the appellant and the County Council consider an alternative site at Carrochan Road. The Council were unable to approve the development of this site and the Secretary of State was asked to

give a decision as between the Moss of Balloch site and that at Dalvait Road, previously suggested by the Council.

(2) *Bearsden.*

An appeal relating to the erection of a garage and petrol filling station at Canniesburn Toll, Bearsden, was dismissed by the Secretary of State. A modified proposal was subsequently approved by the County Council for a temporary period, subject to certain conditions regarding access and egress and to the approval of the Ministry of Transport and Civil Aviation.

(3) *Alexandria.*

The Council's refusal of permission for the formation of a sales kiosk in a shop at Alexandria was the subject of an appeal which was upheld by the Secretary of State.

(4) *Bearsden.*

An appeal against the Council's refusal to consent to the establishment of a joiners' yard at Hillfoot, Bearsden, was sustained by the Secretary of State, subject to certain restrictions regarding the operation of the yard.

Appeals relating to the following proposals are pending:—

1. A lock-up garage at Northfield Road, Bonhill.
2. A dwelling-house at Dam of Aber, Gartocharn.
3. A dwelling-house at Dalshannon, Condorrat.
4. An illuminated sign at Dumbuck, Milton.
5. The conversion of a garage to a shop at Jamestown.
6. A shop at Bank Street, Alexandria.
7. A lock-up garage at Whistlefield, Garelochhead.
8. An illuminated sign at Sinclair Street, Helensburgh.
9. Housing development at Garscadden Road, Bearsden.
10. The conversion of a residential apartment to part of shop premises at Dumbarton Road, Duntocher.
11. A filling station at Faulds Cottage, Cumbernauld.
12. The conversion of plumbers' premises to office accommodation at Glasgow Road, Hardgate.
13. The conversion of a shop to a public-house at Cumbernauld Station.
14. Mineral Workings at Pillanfiats, Renton.
15. Mineral workings at Tullichewan, Balloch.
16. A filling station at Milngavie Road, Bearsden.

CONTRAVENTIONS.

In the course of the year twenty-nine alleged contraventions were investigated.

The Council secured the removal of a sign at Cumbernauld Station, scrap deposits at Bearsden, a caravan at Stuckenduff, one at Cardross and three at Milton.

Four applications were submitted in respect of unauthorised development and these were dealt with as follows:—

<i>Development.</i>	<i>Location.</i>	<i>Decision.</i>
Caravan.	Milton.	Refused.
Caravan.	Cardross.	Refused.
Garage.	Alexandria.	Refused.
Caravan as Grain Store.	Cardross.	Approved.

One enforcement notice was issued during the year to secure the removal of an accumulation of scrap at Alexandria.

RUINOUS BUILDINGS.

Two Notices were served under the powers of Section 31 of the 1947 Act to secure the removal of deposits of refuse and the cessation of coupling on land at Cumbernauld and the clearance of the site of demolished buildings at Cumbernauld.

ADVERTISEMENT CHALLENGES.

Under Regulation 8 of the Town and Country Planning (Control of Advertisements) (Scotland) Regulations, 1948, Challenge Notices were served on the owners of eleven advertisements, one being at Hardgate and the remainder on the Glasgow-Stirling Road (Route A.80) between Mollinsburn and Condorrat.

SELECTION OF SITES FOR HUTS AND CARAVANS.

Negotiations have been in progress between the Council and the Camping Club of Great Britain and Ireland regarding the establishment of a camping site on the west side of Loch Lomond. The Council have indicated that, of the two sites

suggested, one at Firkin and one at Inverbeg, the latter appears to be the more suitable. The Secretary of the Club is endeavouring to reach agreement with the estate owners and the tenants.

The provision of adequate water and drainage facilities as a prerequisite of the extension of the hut site at Dam of Aber, Gartocharn, has also been the subject of discussion between the owner and the Council.

ELECTRICITY.

During the year approval was granted on behalf of the North of Scotland Hydro-Electric Board for the diversion of a high tension overhead line at Dumfin, Arden, for the erection of high tension and low tension overhead lines at Arrochar, Gartocharn, and Croftamie, and a low tension overhead line at Tarbet.

The proposals approved on behalf of the Clyde Area of the South of Scotland Electricity Board consisted of the erection of high tension overhead lines at Rhu, Renton, Old Kilpatrick and Bearsden, low tension overhead lines at Rhu, Balloch, Milton, Westerton, Bearsden, Sommerston and Waterside and link pillars at Garelochhead and Balloch.

The Central Area of the Electricity Board obtained consent for the erection of high tension overhead lines at Condorrat, Twechar, and Banknock, low tension overhead lines at Cumbernauld, Castlecary, Eastfield and Banknock and underground cables at Eastfield.

The amended route of the British Electricity Authority's proposed 132 kV. overhead pylon line from Windyhill to Killermont, Bearsden, was also approved by the Council.

POST OFFICE TELEGRAPHS.

The Council approved applications in respect of the erection of posts and stays in the parishes of Bonhill, Old Kilpatrick, New Kilpatrick, Kirkintilloch and Cumbernauld, the installation of brackets at Old Kilpatrick and Waterside and of underground cables at Balloch.

The erection of a connection cabinet at Milngavie and letter boxes at Garelochhead, Cardross and Bearsden was also approved, while consent was given for the resiting of letter boxes at Balloch and Twechar.

Permission was granted for the erection of a telephone exchange at Duntocher and additional buildings at the Gartocharn and Clynder exchanges. The Council declined to designate, as subject to compulsory acquisition by the Postmaster-General, a site for a telephone exchange at Old Kilpatrick, on the ground that consideration of the request would be premature.

The erection of remunerative telephone kiosks at Cardross, Bearsden, Hardgate and Ardochlay, Luss, were the subject of applications which were approved by the Council.

The Council continued to press for the provision of a telephone kiosk at Inchmurrin, Loch Lomond, under the Rural Allocation Scheme. The Post Office intimated that, in their view, the provision of a kiosk at Glendouglas under the Scheme, as requested by the Council, was unjustified. Notice was received that the acquisition by the Post Office of a site and the installation of a kiosk at Tintoeh, Kirkintilloch, was proceeding.

COAL WORKINGS.

Consideration of the National Coal Board's proposal to extract coal deposits in the Bearsden and Milngavie area continued throughout the year. A provisional application was submitted by the Board, but no decision has yet been reached by the Council. A mining engineer was engaged to examine and report on the Board's proposals.

The Council held consultations with Milngavie Town Council, Glasgow Corporation and Stirling County Council, the three other local authorities affected by the proposed coal workings, and further meetings are to be held.

The Council decided to treat as a Notification within the terms of the General Development Order, 1950, the submission by the National Coal Board of Development Plans showing the future activities of the Central West Area of the Board within

the planning area of the County. The plans related to the East Kilpatrick Area and the detached portion of the County.

It was also decided to issue a Direction Order in terms of Article 4 of the General Development Order, whereby operations by the Coal Board in the detached portion of the County would no longer be permitted development, but would require the consent of the Local Planning Authority.

RAILWAY ELECTRIFICATION

The British Transport Commission notified the Council that the proposal to electrify the railway lines to Helensburgh and Balloch was being delayed pending the completion of negotiations with Glasgow Corporation.

The Commission were approached by the Council regarding the question of the electrification of the railway line from Glasgow to Stirling and arrangements are being made for a joint meeting between the County Council and the County Councils of Stirling and Lanark to consider what action might be taken by the Local Authorities in that connection.

REDEVELOPMENT.

Consideration was given by the Council to the redevelopment of certain parts of Renton and it was decided to proceed with the work under the powers of the Town and Country Planning Acts.

The first areas to be cleared are Stirling Street and Thimble Street, to be followed by Burn Street and Back Street.

INDUSTRIAL DEVELOPMENT—KILSYTH AREA.

The Council was represented at a further conference at which the provision of sites for industry in the Kilsyth Area was discussed.

CLYDE VALLEY PLANNING ADVISORY COMMITTEE.

The Clyde Valley Planning Advisory Committee have been principally concerned throughout the year with the considera-

tion of the provision of accommodation for the overspill of population within the Clyde Valley Area. Consultations have resulted in the Town Councils of Milngavie and Kirkintilloch intimating their agreement to accept overspill, subject to certain safeguards regarding financial and other matters.

CUMBERNAULD NEW TOWN.

Following consultations with the County Council and Glasgow Corporation the Secretary of State announced the Government's intention of designating an area of some 4,150 acres at Cumbernauld for the purpose of establishing a New Town under the New Town Act, 1946. The site of the New Town is bounded on the south by the County boundary along the Luggie Water, on the north-west by the Glasgow-Stirling road (Route A.80), on the north-east mainly by the Walton Burn and on the south-east by a line running generally south-westwards from Glenhead Feus on the Walton Burn to a point on the Luggie Water west of Tannoch Farm. The area embraces the villages of Condorrat, Cumbernauld and Cumbernauld Station, but excludes the village of Castlecary.

At the Public Inquiry held at Cumbernauld on 10th November the Council put forward objections to the exclusion of Castlecary and adjacent land and pressed for the inclusion within the designated area of the village of Castlecary and all the intervening land to the south-west.

The Secretary of State decided not to act upon the objections and in December issued the New Town (Cumbernauld) Designation Order, 1955.

I am,

Ladies and Gentlemen,

Your obedient servant,

MALCOLM ROSS,

County Engineer and Planning Officer.

