

[Report 1947] / Medical Officer of Health, Caithness County Council.

Contributors

Caithness (Scotland). County Council.

Publication/Creation

1947

Persistent URL

<https://wellcomecollection.org/works/z6rpt3cv>

License and attribution

You have permission to make copies of this work under a Creative Commons, Attribution license.

This licence permits unrestricted use, distribution, and reproduction in any medium, provided the original author and source are credited. See the Legal Code for further information.

Image source should be attributed as specified in the full catalogue record. If no source is given the image should be attributed to Wellcome Collection.



Wellcome Collection
183 Euston Road
London NW1 2BE UK
T +44 (0)20 7611 8722
E library@wellcomecollection.org
<https://wellcomecollection.org>

646
1131
1167.
INSTITUTE OF SOCIAL
MEDICINE

10, PARKS ROAD,
OXFORD

COUNTY OF CAITHNESS

-----ooOoo-----

ANNUAL REPORT


BY

ROBERT F. MACDONALD, M.D., D.P.H.,
MEDICAL OFFICER OF HEALTH

FOR THE

YEAR ENDED 31ST DECEMBER, 1947.

-----ooOoo-----



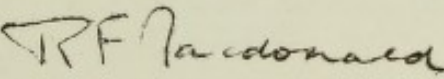
To the Department of Health for Scotland
and
to the County Council of Caithness.


Ladies and Gentlemen,

In accordance with the requirements of Department of Health Circular No. 10/1948, I beg to submit my Report on the Health of the County during the year 1947.

I am, Ladies and Gentlemen,

Your Obedient Servant,


Medical Officer of Health.



PUBLIC HEALTH DEPARTMENT

STAFF.

Medical Officer of Health..... R. F. Macdonald, M.D.,D.P.H.
Assistant Medical Officer of Health..... Helen R. T. Hood, M.B.,Ch.B.,D.P.H.
Dental Officer..... J. Johnston, L.D.S.
County Sanitary Inspector..... Alex. T. Boyd.
Assistant Sanitary Inspector..... Alex. Begg.
Milk Officer..... Miss Kitching.
District Nurses and Health Visitors..... 17.

OFFICE STAFF.

Typists (Medical Officer's Office)..... Miss D. M. Jockles
Miss S. Swanson.

PART-TIME STAFF.

Medical Consultants..... Thomas Scott, M.R.C.P.
Stanley Alstead, M.D.,F.R.C.P.,
F.R.F.P.S.
Specialist Obstetricians..... Andrew B. Hay, M.R.C.O.G.
James A. Chalmers, M.R.C.O.G.,
F.R.C.S.
Orthopaedic Specialist..... R. C. Murray, F.R.C.S.
Eye Specialist..... Joseph R. Mutch, M.D.,D.O.M.S.

THE NEW YORK PUBLIC LIBRARY

ASTOR LENOX TILDEN FOUNDATION

1000 Fifth Avenue, New York, N. Y. 10028

Telephone: BR 5-5000

Open from 10:00 A. M. to 5:00 P. M.

Open on Saturdays from 10:00 A. M. to 4:00 P. M.

Open on Sundays from 12:00 P. M. to 4:00 P. M.

Open on Mondays from 10:00 A. M. to 5:00 P. M.

Open on Tuesdays from 10:00 A. M. to 5:00 P. M.

Open on Wednesdays from 10:00 A. M. to 5:00 P. M.

Open on Thursdays from 10:00 A. M. to 5:00 P. M.

Open on Fridays from 10:00 A. M. to 5:00 P. M.

Open on Saturdays from 10:00 A. M. to 4:00 P. M.

Open on Sundays from 12:00 P. M. to 4:00 P. M.

Open on Mondays from 10:00 A. M. to 5:00 P. M.

Open on Tuesdays from 10:00 A. M. to 5:00 P. M.

Open on Wednesdays from 10:00 A. M. to 5:00 P. M.

Open on Thursdays from 10:00 A. M. to 5:00 P. M.

Open on Fridays from 10:00 A. M. to 5:00 P. M.

Open on Saturdays from 10:00 A. M. to 4:00 P. M.

Open on Sundays from 12:00 P. M. to 4:00 P. M.

----- TABLE OF CONTENTS -----

Vital Statistics.....	5 - 7.
-----------------------	--------

Medical Services:-

Maternity and Child Welfare.....	8 - 10
Infectious Diseases.....	10 - 11
Diphtheria Immunisation.....	11
Tuberculosis.....	12 - 15
Venereal Diseases.....	15
Diabetes.....	15
Cancer.....	15
Mental Health Service.....	15
Sick Poor.....	15 - 16
Health Education.....	16
Hospitals.....	16 - 18
Ambulance Services.....	18

Specialist Services.-

Gynaecological Service.....	19 - 19
Orthopaedic Service.....	19
Medical Consultant Service.....	19
Ophthalmic Service.....	19
District Nursing Associations.....	19
Bacteriological Examinations.....	19 - 20

COUNTY OF CAITHNESS

-----oOo-----

ANNUAL REPORT FOR THE YEAR 1947

BY

ROBERT F. MACDONALD, M.D., D.P.H.,

MEDICAL OFFICER OF HEALTH

-----oOo-----

VITAL STATISTICS

POPULATION:- The Registrar General's Estimate of the Civilian Population in the County to the middle of 1947 (inclusive of Burghs) was 23,682. The 1931 Census Population was 25,666. The Registrar General's Estimated Population of the Burghs is.- Wick 7,258; Thurso 5,122. The Census Population for 1931 was.- Wick 7,548; Thurso 2,946.

The number of Births, Marriages and Deaths registered in the County and in each of the Burghs, with corrected figures, is as follows.-

	<u>County.</u>	<u>Wick.</u>	<u>Thurso.</u>	<u>Totals.</u>
Total Births Registered (including illegitimate).....	289	213	27	529
" " Corrected.....	297	149	82	528
" " Males.....	152	75	46	273
" " Females.....	145	74	36	255
" " Illegitimate.....	44	12	16	72
Still Births Registered (including illegitimate).....	3	11	1	15
" " Corrected.....	4	10	1	15
Marriages Registered.....	71	91	33	195
Deaths Registered.....	199	102	40	341
" Corrected.....	195	112	47	354
" " Males.....	98	52	18	168
" " Females.....	97	60	29	186

BIRTH AND DEATH RATES:-

Population estimated to middle of 1947.....	23,682
Birth Rate (Corrected) (per 1000 Estimated Population).....	22.3
Illegitimate Rate per 100 Births.....	13.6
Still Birth Rate per 1000 Births.....	28.0
Death Rate (Corrected) (per 1000 Estimated Population).....	14.9
Death Rate (Adjusted for age and sex distribution per 1000 of Estimated Population).....	11.2
Marriage Rate.....	8.2
Infantile Mortality Rate (per 1000 Births).....	36.0

BIRTHS:-

The number of Births which has taken place during the past ten years is shown in the following Table.-

Year. /

THEORY OF THE EARTH

1. THE EARTH'S CRUST

(a) THE CRUSTAL THICKNESS

The thickness of the crust varies from 5 to 70 km.

It is thicker under mountains and thinner under the ocean.

The crust is composed of igneous, sedimentary and metamorphic rocks. The igneous rocks are the most abundant in the crust. They are formed from the cooling and solidification of magma.

Sedimentary rocks are formed from the accumulation and compaction of sediments. They are found in the ocean basins and on the continents.

Metamorphic rocks are formed from the transformation of existing rocks under heat and pressure.

The crust is divided into two main parts: the upper crust and the lower crust. The upper crust is the part of the crust that is closer to the surface. It is composed of igneous, sedimentary and metamorphic rocks. The lower crust is the part of the crust that is deeper. It is composed of igneous rocks. The boundary between the upper and lower crust is called the Mohorovičić discontinuity.

The thickness of the crust varies from 5 to 70 km. It is thicker under mountains and thinner under the ocean. The crust is composed of igneous, sedimentary and metamorphic rocks. The igneous rocks are the most abundant in the crust. They are formed from the cooling and solidification of magma. Sedimentary rocks are formed from the accumulation and compaction of sediments. They are found in the ocean basins and on the continents. Metamorphic rocks are formed from the transformation of existing rocks under heat and pressure.

The crust is divided into two main parts: the upper crust and the lower crust. The upper crust is the part of the crust that is closer to the surface. It is composed of igneous, sedimentary and metamorphic rocks. The lower crust is the part of the crust that is deeper. It is composed of igneous rocks. The boundary between the upper and lower crust is called the Mohorovičić discontinuity.

<u>Year.</u>	<u>Number of Births.</u>	<u>Rate per 1000</u> <u>Estimated Population.</u>
1947	528	22.3
1946	505	21.3
1945	381	15.5
1944	475	18.9
1943	515	19.9
1942	549	21.1
1941	540	21.0
1940	461	17.9
1939	419	16.3
1938	458	17.8
1937	418	16.1

Of the total live Births, 72 were Illegitimate, equal to a Rate of 13.6 per 100 live Births, as compared with 8.3 in 1946.

STILL BIRTHS:-

There were 15 Still Births, giving a Rate of 28 per 1000 total Births, including Still Births, as compared with 13 in 1946, giving a Rate of 23.

INFANTILE MORTALITY:-

The number of deaths of children under one year of age was 19, as compared with 20 last year. The Mortality Rate for the County was 36 per 1000 live Births, 4 lower than the Rate for 1946, and 20 lower than the 1947 figure for Scotland (56).

The following Table gives the causes of Death:-

	<u>Under</u> <u>1 Wk.</u>	<u>1-4</u> <u>Wks.</u>	<u>4 Wks.</u> <u>- 3 Mths.</u>	<u>3-6</u> <u>Mths.</u>	<u>6-12</u> <u>Mths.</u>
Meningitis.....	-	-	1	-	1
Pneumonia.....	1	-	-	-	-
Other Respiratory Diseases.....	-	-	1	1	1
Diarrhoea.....	-	1	-	1	1
Congenital Debility.....	4	2	3	-	-
Causes ill-defined or unknown.....	1	-	-	-	-
	<hr/>	<hr/>	<hr/>	<hr/>	<hr/>
	6	3	5	2	3
	<hr/>	<hr/>	<hr/>	<hr/>	<hr/>

MARRIAGES:-

The Marriages numbered 195, equivalent to a Rate of 8.2 per 1000 Estimated Population. Last year's figure was 197, giving a Rate of 8.3 per 1000 of Estimated Population.

DEATHS:-

Deaths from all causes, corrected for transfers, numbered 354, of which 168 were Males and 184 Females, giving a corrected and adjusted Rate of 11.2 per 1000 of Estimated Population. The figure for 1946 was 10.6.

MATERNAL MORTALITY:-/

Table 1
Summary of Data

1945
1946
1947
1948
1949
1950
1951
1952
1953
1954
1955
1956
1957
1958
1959
1960

Table 2
Summary of Data

1945
1946
1947
1948
1949
1950
1951
1952
1953
1954
1955
1956
1957
1958
1959
1960

Table 3
Summary of Data

1945
1946
1947
1948
1949
1950
1951
1952
1953
1954
1955
1956
1957
1958
1959
1960

The data for the years 1945 through 1960 are presented in the following tables. The data for the years 1945 through 1950 are presented in Table 1, the data for the years 1951 through 1955 in Table 2, and the data for the years 1956 through 1960 in Table 3.

The data for the years 1945 through 1960 are presented in the following tables. The data for the years 1945 through 1950 are presented in Table 1, the data for the years 1951 through 1955 in Table 2, and the data for the years 1956 through 1960 in Table 3.

The data for the years 1945 through 1960 are presented in the following tables. The data for the years 1945 through 1950 are presented in Table 1, the data for the years 1951 through 1955 in Table 2, and the data for the years 1956 through 1960 in Table 3.

The data for the years 1945 through 1960 are presented in the following tables. The data for the years 1945 through 1950 are presented in Table 1, the data for the years 1951 through 1955 in Table 2, and the data for the years 1956 through 1960 in Table 3.

Table 4
Summary of Data

1945
1946
1947
1948
1949
1950
1951
1952
1953
1954
1955
1956
1957
1958
1959
1960

The data for the years 1945 through 1960 are presented in the following tables. The data for the years 1945 through 1950 are presented in Table 1, the data for the years 1951 through 1955 in Table 2, and the data for the years 1956 through 1960 in Table 3.

The data for the years 1945 through 1960 are presented in the following tables. The data for the years 1945 through 1950 are presented in Table 1, the data for the years 1951 through 1955 in Table 2, and the data for the years 1956 through 1960 in Table 3.

The data for the years 1945 through 1960 are presented in the following tables. The data for the years 1945 through 1950 are presented in Table 1, the data for the years 1951 through 1955 in Table 2, and the data for the years 1956 through 1960 in Table 3.

The data for the years 1945 through 1960 are presented in the following tables. The data for the years 1945 through 1950 are presented in Table 1, the data for the years 1951 through 1955 in Table 2, and the data for the years 1956 through 1960 in Table 3.

MATERNAL MORTALITY:-


(1)	Number of Deaths from Miscarriage or Childbirth.....	0
(2)	Number of Deaths from Puerperal Sepsis.....	1
(3)	Number of Deaths from Other Puerperal Causes.....	1

AGES AT DEATH:-

	<u>County</u> <u>District.</u>	<u>Wick</u> <u>Burgh.</u>	<u>Thurso</u> <u>Burgh.</u>
Under 1 year.....	9	8	2
1 - 5 years.....	1	-	2
5 - 15 "	-	-	1
15 - 25 "	7	1	-
25 - 45 "	13	5	3
45 - 65 "	26	24	9
65 - 85 "	105	64	25
85 years and over.....	34	10	5
	—	—	—
	195	112	47
	—	—	—

CAUSES OF DEATH:-

	<u>County</u> <u>District.</u>	<u>Wick.</u> <u>Burgh.</u>	<u>Thurso</u> <u>Burgh.</u>
Syphilis.....	-	1	-
Tuberculosis of Respiratory System.....	2	4	-
Other forms of Tuberculosis.....	3	1	1
Cancer, Malignant Tumours.....	25	12	8
Tumours, not malignant.....	-	1	-
Diabetes Mellitus.....	-	1	-
Other General Diseases.....	6	2	-
Myelitis, Diseases of spinal cord.....	2	1	-
Cerebral Haemorrhage, etc.....	33	12	6
Other Diseases of Nervous System.....	4	-	1
Heart Disease.....	50	22	19
Other Circulatory Diseases.....	5	4	-
Bronchitis.....	3	8	-
Pneumonia.....	2	1	-
Other Respiratory Diseases.....	10	5	4
Gastric and Duodenal Ulcer.....	1	-	-
Diarrhoea (All ages).....	3	1	1
Cirrhosis of Liver.....	-	1	-
Other Diseases of Liver.....	2	1	-
Other Digestive Diseases.....	2	1	-
Nephritis, acute or chronic.....	5	9	2
Other Diseases of Genito-Urinary System.....	1	4	-
Puerperal Sepsis.....	1	-	-
Other Puerperal Causes.....	-	1	-
Congenital Debility, Premature Birth, Malformations, etc.....	5	4	-
Old Age.....	21	12	1
Suicide.....	-	1	-
Road Transport Accidents.....	-	1	-
Other Violence.....	3	1	3
Causes ill-defined or unknown.....	4	3	1
	—	—	—
	195	112	47
	—	—	—



MATERNITY SERVICES (SCOTLAND) ACT, 1937. -

The County Council Scheme under this Act ensures that adequate provision is made for medical and nursing care of all women who are to be confined in their own homes. During 1947 there were 203 applications.

BIRTHS:-

- (a) Total Number of Births occurring in the area during 1947..... 521
- (b) Number of Births in (a) classified according to nature of attendance at confinement. -
- (i) Maternity Services Scheme Cases (a) with doctor..... 147
(b) without doctor..... 58
- (ii) Other Domiciliary Cases..... (a) with doctor..... 47
(b) without doctor..... 31
(c) conducted by outdoor staff of institution..... -
(d) without doctor or midwife.. -
- (iii) Institutional Cases (including those in private Maternity and Nursing Homes)..... 238.

HOME VISITATION DURING YEAR:-

	<u>Number Visited for First Time.</u>	<u>Total Visits.</u>
Expectant Mothers.....	125	180
Infants.....	462	3168
Children (1-5 years).....	237	4064

ANTE-NATAL AND POST-NATAL CLINICS:-


Once a month the services of a Consultant Gynaecologist and Obstetrician are available in Wick and Thurso to patients referred by their own doctors. Ante-natal and post-natal welfare work is carried on at the Child Welfare Clinics in Wick and Thurso.

CHILD WELFARE CLINICS:-

- (a) Number of Clinics at end of year provided by the Local Authority..... 2
- (b) Number of Clinics at end of year provided by Voluntary Bodies..... -

There are two Child Welfare Clinics in the County, one at Wick and the other at Thurso. At present the Wick Clinic is held in temporary premises but the building in Sinclair Terrace occupied by the Ministry of Agriculture and Fisheries will be taken over as a Maternity and Child Welfare Centre whenever the present occupiers find alternative accommodation. Meantime the Clinic is held once a week and attendances are very good. A Medical Officer is in attendance and the District Nurses are ably assisted by voluntary workers.

The Clinic at Thurso is still held at Meadow Lane and though the accommodation is very limited, the Centre is convenient for all parts of the Burgh. Children from the rural districts of Castletown, Halkirk and Reay attend/



attend in addition to those in the Burgh.

(c) Number of children attending during the year.-

	<u>Wick.</u>	<u>Thurso.</u>
(i) Under 1 year of age.....	154	113
(ii) 1 year of age and over.....	77	87

(d) Total number of attendances during the year.-

	<u>Wick.</u>	<u>Thurso.</u>
(i) Under 1 year of age.....	1262	2267
(ii) 1 year of age and over.....	864	1497

SPECIAL TREATMENT CENTRES:-

	<u>Mothers.</u>	<u>Children.</u>
(1) Teeth.....	-	-
(2) Eyes.....	-	6
(3) Ear, Nose and Throat.....	-	-
(4) Other Ailments.....	20	92
(5) Ultra-Violet Light Treatment.....	-	14
(6) Orthopaedic.....	-	-

MOTHER AND BABY HOMES:-

There are no Mother and Baby Homes in the County.

RESIDENTIAL NURSERIES AND CHILDREN'S HOMES:-

There are no Residential Nurseries and Children's Homes in the County.

HOME AND DOMESTIC HELP:-


No Home Helps were provided during the year but under the Local Authority's Maternity and Child Welfare Scheme assistance was given where required and when possible.

ULTRA-VIOLET RAY CLINIC:-

Fourteen children under school age were treated at this Clinic during the year.

FOOD AND MILK:-

	<u>Total Quantity Supplied.</u>
(1) National Dried Milk.....	8000 lbs.
(2) Other Food Preparations.- Irradex/	



FOOD AND MILK:-

	<u>Total Quantity Supplied.</u>
(1) National Dried Milk.....	8,000 lbs.
(2) Other Food Preparations.-	
Irradex.....	112 lbs.
Virol.....	336 lbs.
Farex.....	45 lbs.
(3) Total Cost to Local Authority.....	£38:14: -
Amount recovered by Local Authority..	£36:16: 6

INFECTIOUS DISEASES:-

Under the Infectious Diseases (Notification) Act, 1889, and Regulations made under Section 72 of the Public Health (Scotland) Act, 1897, the number notified was 56 as compared with 95 in 1946.

SCARLET FEVER:- Fifteen cases were notified during the year - 8 in the District of the County, 5 in Wick Burgh and 2 in Thurso Burgh. Of these 9 were school children, 2 were under school age and 4 over school age. The cases were of a mild nature and were widely scattered.

DIPHTHERIA:- One case was notified - a boy of school age. This child was not immunised as the parents would not give their consent.

Anti-toxin and Immunisation materials are supplied free on request to practitioners.

ACUTE ANTERIOR POLIOMYELITIS:-

In common with other areas throughout the country, cases of acute anterior poliomyelitis occurred in the County of Caithness and the under-noted statistics give details of the various cases.-

Number of cases sent into hospital.....	16
Number of cases where diagnosis was confirmed.....	9
(Sex distribution.- Males 7; Females 2).	
Number of cases where diagnosis was not confirmed.....	7
Number of cases developing paralysis.....	5
Number of cases not developing paralysis.....	4
Number of Deaths.....	0
Number of cases transferred to Raigmore Hospital for Orthopaedic treatment.....	3

Age Distribution of Cases.-

	<u>Under 1.</u>	<u>1-5.</u>	<u>5-10.</u>	<u>10-15.</u>	<u>15-20.</u>	<u>20-40.</u>	<u>40+</u>
All Cases.....	-	1	1	4	1	1	1
With Paralysis.....	-	1	1	1	-	1	1

The first case was admitted to the Town and County Hospital, Wick, on 19/8/47 and the last was discharged on 27/11/47.

The/

.....
.....
.....
.....
.....
.....
.....

.....

.....

INFECTIOUS DISEASES:- (Contd.)

The following Table shows the number of cases notified in the County and in each of the Burghs.-

	<u>Landward</u> <u>Area.</u>	<u>Wick</u> <u>Burgh.</u>	<u>Thurso</u> <u>Burgh.</u>	<u>Totals.</u>
Scarlet Fever.....	8	5	2	15
Diphtheria.....	-	1	-	1
Dysentery.....	1	2	-	3
Erysipelas.....	2	1	-	3
Puerperal Pyrexia.....	1	-	1	2
Acute Primary Pneumonia.....	7	-	4	11
Influenzal Pneumonia.....	1	-	2	3
Pneumonia (not otherwise notifiable).....	1	-	5	6
Polio-myelitis.....	6	1	2	9
Meningitis Pneumococcal.....	2	1	-	3
	---	---	---	---
	29	11	16	56
	---	---	---	---

NOTIFIED CASES REMOVED TO HOSPITAL:-

Scarlet Fever.....	14
Diphtheria.....	1
Dysentery.....	1
Puerperal Pyrexia.....	2
Pneumonia.....	3
Polio-myelitis.....	8
Meningitis.....	3

32

NON-NOTIFIABLE INFECTIOUS DISEASES:-

Twenty-four cases of Measles were reported during the year.

DIPHTHERIA IMMUNISATION:-

Systematic immunisation of all school and pre-school children continues to be carried out and the following are the numbers immunised during the year.-

Number of children under school age.....	223
Number of children of school age.....	62

DIPHTHERIA IN RELATION TO IMMUNISATION:-

	<u>Cases Confirmed.</u>	<u>Deaths.</u>
Immunised Cases.....	-	-
Non-immunised Cases.....	1	-

TUBERCULOSIS./

THE UNIVERSITY OF CHICAGO
LIBRARY

THE UNIVERSITY OF CHICAGO
LIBRARY
1000 S. EAST ASIAN
CHICAGO, ILL. 60607
U.S.A.

THE UNIVERSITY OF CHICAGO
LIBRARY
1000 S. EAST ASIAN
CHICAGO, ILL. 60607
U.S.A.

THE UNIVERSITY OF CHICAGO
LIBRARY
1000 S. EAST ASIAN
CHICAGO, ILL. 60607
U.S.A.

THE UNIVERSITY OF CHICAGO
LIBRARY
1000 S. EAST ASIAN
CHICAGO, ILL. 60607
U.S.A.

TUBERCULOSIS

PULMONARY TUBERCULOSIS:-

THURSO:- The Clinic established at Thurso for the investigation of cases of Pulmonary Tuberculosis still continues to function. The number of attendances made during the year was 127.

WICK:- At the Clinic held at Bignold Hospital, Wick, the number of attendances was 208.

Cases of Pulmonary Tuberculosis are visited in their homes by the Medical Officers of the Public Health Department and also by the Health Visitors.

Extra Nourishment supplied during the year.-

Number of patients to whom milk was granted.....	20
Number of Order forms issued.....	85
Number of patients to whom Cod Liver Oil was supplied.....	20
Number of jars issued.....	110


In 53 cases medicines were ordered on the prescription forms supplied by the Local Authority.

In all notified cases of Tuberculosis - Pulmonary and Non-Pulmonary - routine investigation is made of the milk supply with a view to ascertaining the possibility of the milk being a source of infection. In these investigations the services of the Veterinary Inspectors of the Ministry of Agriculture are readily available, and I would like to pay tribute to the very helpful and close co-operation of Mr. J. Mackintosh, M.C., M.R.C.V.S., whose personal enthusiasm has contributed so much to the success of the scheme.

The following Tables show the number of cases notified in the County (including the Burghs) in 1947, the number in institutions, the number in the area known to be suffering from Tuberculosis as at 31st December, 1947, and the number of deaths during the year.-

I. RETURN OF CASES OF TUBERCULOSIS NOTIFIED DURING THE YEAR.-

	<u>Under</u>								<u>Total.</u>	<u>No. notified in which diagnosis was confirmed.</u>	
	<u>5.</u>	<u>5-10.</u>	<u>10-15.</u>	<u>15-25.</u>	<u>25-35.</u>	<u>35-45.</u>	<u>45-65.</u>	<u>65+.</u>		<u>-15.</u>	<u>15+.</u>
<u>Pulmonary.-</u>											
Males.....	-	-	-	5	3	1	-	-	9	-	9
Females...	-	-	1	4	3	3	-	-	11	1	10
Total.....	-	-	1	9	6	4	-	-	20	1	19
<u>Non-Pulmonary.-</u>											
Males.....	-	4	2	1	-	-	-	1	8	6	2
Females...	1	5	2	1	-	1	-	-	10	8	2
Total.....	1	9	4	2	-	1	-	1	18	14	4
<u>Pulmonary and Non-Pulmonary.-</u>											
Males.....	-	4	2	6	3	1	-	1	17	6	11
Females...	1	5	3	5	3	4	-	-	21	9	12
Grand Total.....	1	9	5	11	6	5	-	1	38	15	23
	==	==	==	==	==	==	==	==	==	==	==




II. RETURN SHOWING THE NUMBER OF CASES WHICH RECEIVED TREATMENT UNDER THE TUBERCULOSIS SCHEME IN SANATORIA AND OTHER INSTITUTIONS DURING THE YEAR. -

	In Institutions on 1/1/47.	Admitted in 1947.	Discharged in 1947.	Died in Institution.	In Institutions on 31/12/47.
<u>Pulmonary:</u>					
Adults (Males)	9	17	9	3	14
(Females)	1	10	5	2	4
Children (Males)	-	-	-	-	-
(Females)	-	2	1	-	1
<u>NON-PULMONARY:</u>					
Adults (Males)	6	5	7	1	3
(Females)	2	4	5	-	1
Children (Males)	-	3	3	-	-
(Females)	-	6	6	-	-
	18	47	36	6	23

III. RETURN OF PERSONS RESIDENT IN THE AREA AT 31ST DECEMBER, 1947, WHO WERE KNOWN TO BE SUFFERING FROM TUBERCULOSIS. -

	Under	5.	5-10.	10-15.	15-25.	25-35.	35-45.	45-65.	65+.	Totals.
<u>Pulmonary. -</u>										
Sputum not present (M.	-	-	-	-	-	-	-	-	-	-
(F.	-	-	1	1	1	-	-	-	-	3
Sputum present but (M.	-	-	-	-	-	-	-	-	-	-
not examined. (F.	-	-	-	-	-	-	-	-	-	-
Sputum examined and (M.	-	-	-	12	11	6	3	-	-	32
Tubercle Bacilli found. (F.	-	-	-	6	6	8	2	-	-	22
Sputum examined and (M.	-	-	-	-	4	-	1	-	-	5
Tubercle Bacilli never found. (F.	-	-	-	1	2	1	1	-	-	5
	-	-	1	20	24	15	7	-	-	67
<u>Non-Pulmonary. -</u>										
Abdominal..... (M.	-	2	1	3	-	1	-	-	-	7
(F.	1	2	2	2	1	1	1	-	-	10
Spine..... (M.	-	-	1	3	1	5	-	-	-	10
(F.	-	-	-	-	1	1	-	-	-	2
Bones and Joints (M.	-	3	-	6	5	2	-	-	-	16
(Exclusive of spine) (F.	-	-	2	4	1	1	1	-	-	9
Superficial (M.	1	2	-	2	-	1	2	-	-	8
Glands..... (F.	-	5	-	5	1	3	1	-	-	15
Lupus..... (M.	-	-	-	-	-	-	-	-	-	-
(F.	-	-	-	-	-	1	1	-	-	2
Other parts or (M.	-	-	-	-	1	1	-	-	-	2
organs..... (F.	-	1	-	-	1	1	-	-	-	3
	2	15	6	25	12	18	6	-	-	84
<u>Pulmonary and Non-Pulmonary Total.....</u>	2	15	7	45	36	33	13	-	-	151



IV. RETURN OF NUMBER OF PERSONS WHO DIED FROM TUBERCULOSIS IN THE AREA DURING THE YEAR WITH PARTICULARS AS TO PERIOD ELAPSING BETWEEN NOTIFICATION AND DEATH AND BETWEEN DISCHARGE FROM AN INSTITUTION AND DEATH:-

	<u>Pulmonary.</u>		<u>Non-Pulmonary.</u>	
	<u>Males.</u>	<u>Females.</u>	<u>Males.</u>	<u>Females.</u>
Number of persons who died from Tuberculosis.....	4	2	1	1
Of whom. -				
Not notified or notified only at or after death.....	-	-	-	-
Notified less than 1 month before death	-	-	-	-
Notified from 1-3 months before death..	-	-	-	-
" " 3-6 " " " ..	-	-	-	-
" " 6-12 " " " ..	1	1	1	-
" " 1-2 years " " " ..	2	-	-	-
" over 2 years " " " ..	1	1	-	1
	4	2	1	1
Number who died within 28 days after discharge from an institution.....	-	-	-	-
Number who died more than 28 days after discharge from an institution....	1	1	-	-

Occupation of Tuberculosis cases notified in 1947.-

	<u>Pulmonary.</u>	<u>Non-Pulmonary.</u>
Scholars.....	1	13
Housewives.....	5	1
Nurses.....	3	1
Teacher.....	1	-
Garage Workers.....	1	1
Motor Driver.....	1	-
Fishermen.....	2	-
Farm Worker.....	1	-
Civil Servant.....	1	-
Laundry Worker.....	1	-
Baker.....	1	-
Cinema Attendant.....	1	-
Mason.....	1	-
Retired.....	-	1
Infant.....	-	1
Total.....	20	18

The cases referred to in Table II above were admitted for treatment to the following Institutions.-

Pulmonary. - Woodend Hospital, Aberdeen.
City Hospital, Aberdeen.
Invergarry Sanatorium, Inverness-shire.
Bridge of Earn Hospital.
Town and County Hospital, Wick.

Non-Pulmonary. -/

Non-Pulmonary - Raigmore Hospital, Inverness.
Woodend Hospital, Aberdeen.
Papworth Village Settlement, Cambridge.
Bignold Hospital, Wick.
Dunbar Hospital, Thurso.

TUBERCULOSIS ALLOWANCES SCHEME:-

The following is a note of the Allowances granted during the year.-

Number of Maintenance Allowances granted..... 17
Number of Discretionary Allowances granted..... 6
Number of Special Payments..... 5

Cost of Allowances for year 1947.....£1119:4:10

VENEREAL DISEASES:-

Under the Scheme in operation in this area 11 cases - 7 males and 4 females - were treated as in-patients in the City Hospital, Aberdeen, Under the Scheme the necessary drugs etc. are supplied to the general practitioners of the area for the treatment of cases locally.

DIABETES:-

Under the Scheme adopted by the Local Authority for assisting Diabetics in obtaining medicines and Insulin, six applications were granted during the year, the amount of Insulin supplied being 86,400 units.

CANCER:-

Under the Cancer Act, 1939, an Interim Scheme has been formulated for the Northern Counties and under this Scheme further provision has been made for the diagnosis and treatment of persons suffering from Cancer, the main treatment centre being sited at Aberdeen Royal Infirmary, with a sub-centre at Inverness.

Two cases of Cancer were sent for treatment during the year - one to Aberdeen and the other to Glasgow.

MENTAL HEALTH SERVICE:-

Child Guidance cases requiring the attention of a Psychiatrist are referred for examination to Dr. MacCalman, Aberdeen, who advises as to treatment.


MEDICAL CARE AND NURSING OF THE SICK POOR:-

Arrangements continue as before for this Service.

Cases dealt with in 1947.-

	<u>Males.</u>	<u>Females.</u>	<u>Children.</u>	<u>Total.</u>
(a) Persons who received outdoor medical relief in the Council's area.....	54	132	130	336
(b) Poor persons who received medical treatment under the Poor Law in.-				
(1) the Council's Institution..	16	17	-	33
(2) Other, including voluntary Institutions.....	-	-	-	-

PUBLIC ASSISTANCE INSTITUTION:-/



PUBLIC ASSISTANCE INSTITUTION:-

In October, 1947, the inmates of the Town and County Home, Latheron, were transferred to new premises at Forse House, Latheron, which is situated about 17½ miles from Wick in very pleasant surroundings. It is a great improvement on the old Home and should be a great boon to the County as there has been a pressing need for many years for accommodation for aged and sick poor.

HEALTH EDUCATION:-

Caithness County Council make an annual contribution to the Scottish Council for Health Education and advantage has been taken of the various Health propaganda leaflets etc., which have been distributed to Maternity and Child Welfare Clinics, Schools and Tuberculosis patients.

HOSPITALS AVAILABLE FOR AREA:-

(a) Under Local Authority.-

Town and County (Infectious Diseases) Hospital, Wick.

Admissions during the year numbered 94, and the cases admitted, including observation cases, were as follows.-

Scarlet Fever.....	17	■
Diphtheria.....	2	■
Measles.....	12	
Chicken-pox.....	1	
Paratyphoid.....	2	■
Dysentery.....	1	
Weil's Disease.....	1	
Asthma.....	2	
Salpingitis.....	2	
Quinsy.....	4	
Erysipelas.....	1	
Poliomyelitis.....	9	
German Measles.....	1	
Gastritis.....	1	
Meningitis.....	4	■
Pleural Pneumonia.....	7	
Tonsillitis.....	4	
Influenza.....	6	
Tuberculosis.....	14	
Observation.....	3	
	94	

■ Diagnosis not confirmed in all cases.

(b) Institutions under management of other Authorities in which cases have been treated during the year by arrangement.-

I. Pulmonary Tuberculosis.-

City Hospital, Aberdeen.
Woodend Hospital, Aberdeen.
Invergarry Sanatorium, Inverness-shire.
Bridge of Earn Hospital.
Papworth Village Settlement, Cambridge.

2. Non-Pulmonary Tuberculosis. -

Bignold Hospital, Wick.
Dunbar Hospital, Thurso.
Raigmore Hospital, Inverness.
Papworth Village Settlement, Cambridge.

3. Maternity. -

Henderson Memorial Nursing Home, Wick.
Rosodene Maternity Hospital, Inverness.

4. Venereal Diseases. -

City Hospital, Aberdeen.

5. Malignant Disease. -

Royal Infirmary, Glasgow.
Royal Infirmary, Aberdeen.
Royal Northern Infirmary, Inverness.

(c) VOLUNTARY HOSPITALS: -

The total available accommodation at Bignold and Dunbar Hospitals is as follows. -

BIGNOLD HOSPITAL, WICK. -

	<u>Male Beds.</u>	<u>Female Beds.</u>
Wards.....	10	10
Private Wards.....	2	2
Observation Wards.....	1	1
Cots.....	1	1
	—	—
	14	14
	—	—

DUNBAR HOSPITAL, THURSO. -


	<u>Male Beds.</u>	<u>Female Beds.</u>
Wards.....	9	9
Private Wards.....	2	1
Maternity.....	—	6
Cots.....	2	2
	—	—
	13	18
	—	—

REGISTRATION OF NURSING HOMES: -

Under Section 15 of the Midwives and Maternity Homes (Scotland) Act, 1937, the following Voluntary Institutions were exempted from the operation of Part II of the Act. -

Bignold Hospital, Wick.
Dunbar Hospital, Thurso.
Henderson Memorial Nursing Home, Wick.

AMBULANCE FACILITIES: -/



AMBULANCE FACILITIES:-

- (a) For Infectious Diseases.- A 2-stretcher ambulance is maintained at the Town and County Hospital, Wick.
- (b) For non-infectious and Accident Cases.-
1. A motor ambulance is maintained by the Police Department at Wick. Available free for all accident cases and by arrangement for conveyance of non-infectious cases to hospital, locally and outwith the County.
 2. A motor ambulance is owned by the Dunbar Hospital Trustees. Stationed at the Hospital and available as above but not for journeys outside the County.
 3. Red Cross Ambulance.- In April, 1947, an ambulance was provided by the British Red Cross and St. Andrew's Ambulance Society for conveyance of patients to and from hospitals locally and outwith the County, and a Local Committee under the Chairmanship of Colonel H. B. Taylor was formed. It was decided to station the ambulance in the S.C.W.S. Garage in Francis Street, Wick, the S.C.W.S. drivers to be on call at any time. The Service has throughout the year proved to be highly efficient.

AIR AMBULANCE SERVICE:-

Under the above Scheme patients who require hospital treatment not available locally and who are unable to travel by any other means, may be transported by air ambulance, the Department of Health to meet two-thirds of the cost after account is taken of payment made by the patient. During the year nine patients were transported to and from Hospitals in Aberdeen and Edinburgh.

PORT HEALTH ADMINISTRATION:-

In terms of the Port Sanitary Regulations (Scotland) 1933, seven Declarations of Health were received from the Officers of H.M. Customs. In no case was any action called for in terms of Articles 30 and 31 of the Regulations.

PUBLIC HEALTH (AIRCRAFT) REGULATIONS (SCOTLAND) 1946:-

No action was called for in connection with the above Regulations.

SPECIALIST SERVICES.

GYNAECOLOGICAL AND OBSTETRICAL SERVICE:-

Dr. Andrew B. Hay and Dr. James Chalmers continue to act as Consultants under this Scheme.

During the year the number of patients seen by the Consultants at Bignold Hospital, Wick, and Dunbar Hospital, Thurso, and the number admitted for treatment to Hospital were as follows.-

Number/

Number of patients seen at Bignold and Dunbar Hospitals.....	187
Number of patients admitted to Royal Northern Infirmary, Inverness.....	33
Number of patients admitted to Raigmore Hospital, Inverness.....	41
Number of patients admitted to Rosedene Maternity Hospital, Inverness.....	3

ORTHOPAEDIC SERVICE:-

Mr. Murray, Orthopaedic Surgeon, continues to hold Clinics at Bignold and Dunbar Hospitals at three monthly intervals, and cases requiring hospital treatment are admitted to Raigmore Hospital, Inverness, by arrangement under the Scheme. During the year 81 Local Authority cases were seen by Mr. Murray.

MEDICAL CONSULTANT SERVICE:-

In August, 1946, Dr. Leys resigned and in February, 1947, Dr. Stanley Alstead was appointed to act along with Dr. Scott as Medical Consultant for the Northern Counties.

During the year the number of patients examined by the Consultants at Bignold Hospital, Wick, and Dunbar Hospital, Thurso, was 175.

OPHTHALMIC SERVICE:-

Dr. Mutch, Ophthalmic Surgeon, continues to act as Consulting Ophthalmologist and during the year the number of children examined and the number of glasses supplied were as follows:-

Number of school children examined.....	334
Glasses supplied.....	187
Number of pre-school children examined.....	9
Glasses supplied.....	7


DISTRICT NURSING ASSOCIATIONS:-

Under the County Nursing Scheme all areas of the County are provided with the services of a District Nurse. By arrangement with the Local Nursing Associations, the nurses employed are available part-time to assist with school medical inspection, supervision and follow-up of school children and all other duties in connection with Public Health work.

BACTERIOLOGICAL EXAMINATIONS:-

The following statement shows the bacteriological work done at the Royal Northern Infirmary, Inverness, during the year.-

Swabs/



Swabs from throat, nose and ear examined for B. Diphtheria.....	66
Swabs from throat, nose and ear for Haemolytic Streptococci, Vincent's infection and general bacteriological examination.....	13
Sputum, pus, urine and faeces examined for B. Tuberculosis by the microscopic method.....	125
Animal inoculation for B. Tuberculosis.....	4
Pleural and peritoneal fluid for general bacteriological examination (including examination for B. Tuberculosis by the microscopic method).....	8
Cerebro-spinal fluid for general bacteriological examination (including examination for B. Tuberculosis).....	26
Blood for Widal reaction (including agglutination test for B. abortus).....	24
Faeces and urine examined for organisms of enteric and dysentery groups.....	25
Faeces examined for protozoa and helminth ova B. Dys. Sonne type..	2
Sputum, pus and urine for general bacteriological examination.....	127
Blood for Wassermann reaction.....	72
Syphilis flocculation test - Kahn method.....	71
Vaginal, uterine and urethral swabs and smears for gonococcus and general bacteriological examination.....	16
Complement-fixation test for gonococcal infection.....	10
Blood for malaria parasites.....	1
A-Z tests.....	16
Miscellaneous examinations.....	138
Water specimens for general bacteriological examination.....	35
Milk.....	204

