

Of the causes and signs of acute and chronic disease / translated by T. F. Reynolds.

Contributors

Aretaeus, of Cappadocia.
Reynolds, T. F. (Thomas Forbes), 1799-1865
Royal College of Physicians of London

Publication/Creation

London : William Pickering, 1837.

Persistent URL

<https://wellcomecollection.org/works/dasrma5x>

Provider

Royal College of Physicians

License and attribution


This material has been provided by This material has been provided by Royal College of Physicians, London. The original may be consulted at Royal College of Physicians, London. where the originals may be consulted. This work has been identified as being free of known restrictions under copyright law, including all related and neighbouring rights and is being made available under the Creative Commons, Public Domain Mark.


You can copy, modify, distribute and perform the work, even for commercial purposes, without asking permission.



Wellcome Collection
183 Euston Road
London NW1 2BE UK
T +44 (0)20 7611 8722
E library@wellcomecollection.org
<https://wellcomecollection.org>

(A) D2/58-9-2-6t





WORKS PUBLISHED BY WILLIAM PICKERING.



The following are just published or nearly ready.

DR. BUCKLAND'S BRIDGEWATER TREATISE
ON GEOLOGY AND MINERALOGY. *Two vols. 8vo. with Eighty-Seven Plates, 1l. 15s.*

PHYSICAL THEORY OF ANOTHER LIFE,
By the Author of NATURAL HISTORY OF ENTHUSIASM. *In 8vo. 8s. 6d.*

THE LITERARY REMAINS OF S. T. COLERIDGE,
Edited by H. N. COLERIDGE, ESQ. *In two vols. 8vo. 1l. 1s.*

AIDS TO REFLECTION, BY S. T. COLERIDGE.
Third edition, crown 8vo. 10s. 6d.

POEMS by the REV. WILLIAM LISLE BOWLES, M. A.
A new edition, foolscap 8vo.

MALTHUS ON POLITICAL ECONOMY.
Second edition, with great additions from the author's own MS. 8vo. 14s.

THE WORKS OF SIR THOMAS BROWNE,
OF NORWICH, Author of "Vulgar Errors," "Religio Medici," &c. Edited by
SIMON WILKIN, Esq. *In four vols. 8vo. 2l. 8s. A few copies printed on Large Paper,*
4l. 4s.

In four vols. foolscap 8vo. a new edition of
THE WORKS OF GRAY,
Edited by the REV. JOHN MITFORD. *With the addition of his Correspondence*
with Mr. Chute and others, his Journal kept at Rome, Criticism on the
Statues, Sculptures, &c. hitherto unpublished.

In two vols. foolscap 8vo. price 1l. 10s.
THE POETICAL ROMANCES OF TRISTAN
IN FRENCH, IN ANGLO-NORMAN, and in GREEK. *Composed in the Twelfth and*
Thirteenth Centuries. Edited by FRANCISQUE MICHEL.

KANT'S CRITIK, AN INVESTIGATION OF PURE REASON.
Translated from the German.

THE BRIDGEWATER TREATISES.

- I. By the REV. THOMAS CHALMERS, D. D. On the Power, Wisdom, and Goodness of God, as manifested in the Adaptation of External Nature to the Moral and Intellectual Constitution of Man. 2 Vols. 8vo. *fourth edition*, 16s.
- II. By JOHN KIDD, M. D. F. R. S. The Adaptation of External Nature to the Physical Condition of Man. 8vo. *fourth edition*, 9s. 6d.
- III. By the REV. WILLIAM WHEWELL, M. A. F. R. S. Astronomy, and General Physics Considered with reference to Natural Theology, 8vo. *fifth edition*, 9s. 6d.
- IV. By SIR CHARLES BELL, K. H. F. R. S. The Hand, its Mechanism and Vital Endowments, as evincing design, 8vo. *third edition*, with numerous wood cuts, 10s. 6d.
- V. By PETER MARK ROGET, M. D. Animal and Vegetable Physiology, considered with reference to Natural Theology, 2 vols. 8vo. *second edition*, with nearly five hundred woodcuts, 1l. 10s.
- VI. By the REV. WILLIAM BUCKLAND, D. D. F. R. S. On Geology and Mineralogy, *nearly ready*.
- VII. By the REV. WILLIAM KIRBY, M. A. F. R. S. On the History, Habits, and Instincts of Animals. 2 vols. 8vo. *second edition*, with plates, 1l. 10s.
- VIII. By WILLIAM PROUT, M. D. F. R. S. Chemistry, Meteorology, and the Function of Digestion, considered with reference to Natural Theology, 8vo. *second edition*, with woodcuts, and a map, 15s.

A NEW DICTIONARY OF THE ENGLISH LANGUAGE.
BY CHARLES RICHARDSON.

Vol. I. Being one half the entire work, cloth boards, 2l. 12s. 6d. or, done up in two parts, cloth boards, 1l. 6s. 6d. each.

* * A Part is published on the first of every Month, price 3s. 6d.

THE WORKS OF LORD BACON,

Edited by BASIL MONTAGU, Esq. In 17 vols. 8vo. 8l. 18s. 6d.

The most complete edition extant; it contains translations as well as the original of the Latin Works, and is illustrated by Portraits, Views, and Fac-similes, with a New Life of Lord Bacon by the Editor.

* * A few Copies are printed on LARGE PAPER, imperial 8vo. 1l. 11s. 6d. each.

"A learned and valuable work upon the Life of Lord Bacon is prepared for publication by Mr. B. Montagu, and will soon be before the world.* Some very important facts are proved satisfactorily by the ingenious author, and show how much the criminality of this great man is exaggerated in the common accounts of his fall. But it is clearly shown, that he was prevailed upon by the intrigues of James I. and his profligate minister to abandon his own defence, and sacrifice himself to their base and crooked policy—a defence which disgraces them more than vindicates him. One thing, however, is undeniable, that they who so loudly blame Bacon, overlook the meanness of almost all the great statesmen of those courtly times."—*Lord Brougham's Discourse of Natural Theology*.

* It was published December, 1834.

THE BIBLIOGRAPHER'S MANUAL;

Being an Account of *upwards of Fifty Thousand* Rare, Curious, and Useful Books, published in or relating to Great Britain and Ireland, since the Invention of Printing, with Bibliographical and Critical Notices, Collations, and the prices at which they have been sold in the present century. By WILLIAM THOMAS LOWNDES. 4 vols. 8vo. 4l. 5s. LARGE PAPER, *only fifty copies printed*, 8l. 10s.

CHAUCER'S CANTERBURY TALES,

With an Essay on his Language and Versification, an Introductory Discourse, and Glossary, by THOMAS TYRWHITT. 5 vols. crown 8vo. with a Portrait, and an Engraving of the celebrated Pilgrimage, by STOTHARD, 2l. 12s. 6d.

SURREY and WYATT'S POETICAL WORKS,

With Original Memoirs by SIR HARRIS NICOLAS. 2 vols. crown 8vo. 18s.

ALDINE EDITION OF THE BRITISH POETS,

Beautifully printed by Whittingham, containing many pieces of each author *hitherto unpublished*, with portraits, original Memoirs, and notes by the Rev. John Mitford and the Rev. Alexander Dyce, price 5s. each Volume.

The Authors already published are,

BURNS, 2 vols.	BEATTIE, 1 vol.	PARNELL, 1 vol.
THOMSON, 2 vols.	POPE, 3 vols.	SWIFT, 3 vols.
COLLINS, 1 vol.	GOLDSMITH, 1 vol.	YOUNG, 2 vols.
KIRKE WHITE, 1 vol.	MILTON, 3 vols.	AKENSIDE, 1 vol.
COWPER, 3 vols.	SHAKESPEARE, 1 vol.	BUTLER, 2 vols.
SURREY and WYATT, 2 vols.	DRYDEN, 5 vols.	PRIOR, 2 vols.

. Each Author may be purchased Separately.

THE CAPTIVITY, AN ORATORIO,

By OLIVER GOLDSMITH. *Never before printed, foolscap 8vo. price 1s.*

WALTON AND COTTON'S COMPLETE ANGLER,

Edited, with Original Memoirs, by SIR HARRIS NICOLAS, Illustrated by Engravings from Designs by STOTHARD and INSKIPP. Vol. I. imperial 8vo. 3l. half. mor. or Proofs on India Paper, 5l. The Illustrations separate, 4to. proofs before the letters, 5l.

Parts 7, 8, and 9, 9s. 6d. each; proofs on India paper, 16s.

. Three more Parts, which are in great forwardness, will complete the Work.

In two vols. foolscap 8vo. with Portrait and View of Bemerton Church, price 10s.

THE WORKS OF THE REV. GEORGE HERBERT.

Now first collected. THE POEMS contain The Temple; the Synagogue, by the Rev. Christopher Harvey; the Latin Poems of Herbert; and two Original Poems, never before printed. With Notes by S. T. COLERIDGE.

THE REMAINS contain The Priest to the Temple, Proverbs, and other Prose Works, including many pieces never before printed, with his Life by IZAAK WALTON, and also that by his first biographer, BARNABAS OLEY.

THE POETICAL WORKS OF S. T. COLERIDGE.

Uniformly printed with the Aldine Edition of the British Poets.

3 vols. foolscap 8vo. 15s.

This edition contains not less than a fourth of the whole more than the former edition, the greater part of which has never been printed before.

THE FRIEND, BY S. T. COLERIDGE,

A Series of Essays. 3 vols. crown 8vo. *second edition*, 1l. 1s.

LAY SERMONS, BY S. T. COLERIDGE.

In one vol. 8vo. 8s.

THE MODERN DUNCIAD,

VIRGIL IN LONDON, and other Poems. Foolscap 8vo. 7s. 6d.

DAVISON'S POETICAL RHAPSODY.

Edited by SIR HARRIS NICOLAS. 2 vols. crown 8vo. 1l. 1s.

HERRICK'S POETICAL WORKS,

With a Portrait, 2 vols. crown 8vo. 1l. 1s.

VINCENT BOURNE'S POETICAL WORKS,

Latin and English. Crown 8vo. 9s.

THOMSON'S SEASONS and CASTLE of INDOLENCE.

Crown 8vo. portrait, 9s.

Joseph Ritson's Publications.

ROBIN HOOD, 2 vols. crown 8vo. 1l. 1s.

ANNALS OF THE CALEDONIANS, 2 vols.
crown 8vo. 1l. 4s.

FAIRY TALES, crown 8vo. 9s.

LETTERS, Edited by his Nephew, Joseph
Franks, with his Life, by Sir Harris
Nicolas, 2 vols. crown 8vo. 1l. 1s.

LIFE OF KING ARTHUR, crown 8vo. 10s.

MEMOIRS OF THE CELTS, crown 8vo. 12s.

ANCIENT SONGS AND BALLADS, 2 vols.
crown 8vo. 1l. 4s.EARLY POPULAR POETRY, crown 8vo.
7s. 6d.

SPECIMENS OF ENGLISH SONNETS,

By the REV. ALEXANDER DYCE. 16mo. 6s.

A selection of the best Sonnets in the English language, from the Earl of Surrey to Wordsworth.

"Mr. Dyce's beautiful selection—a book we recommend for the taste and judgment in the choice, and for the elegance of the typography."—*Gentleman's Magazine*.

EARLY PROSE ROMANCES OF ANCIENT ENGLISH

FICTIONS, Edited by W. J. THOMS, Esq. 3 vols. crown 8vo. 1l. 10s.

"The 'WAVERLEY NOVELS' of their day."—*Retrospective Review*.

EARLY ENGLISH DRAMATISTS,

Edited by the REV. ALEXANDER DYCE, uniformly printed in crown 8vo. viz.

GREENE, 2 vols. 2ls.

PEELE, 2 vols. 2ls.

WEBSTER, 4 vols. 42s.

. A very limited edition of these works has been printed.

"We take the opportunity of expressing our very high opinion of the diligence, skill, and judgment of the Rev. Alexander Dyce, whose editions of Peele, Greene, and Webster, leave little to desire, and less to improve."—*Quarterly Review*.

DODSLEY'S OLD PLAYS,

Five Old Plays, forming a Supplement to the Collection of DODSLEY and others.
Edited by J. PAYNE COLLIER, Esq. F.S.A. Crown 8vo. 9s. LARGE PAPER, 14s.This volume contains:—I. The Misfortunes of Arthur.—II. III. Downfall and Death
of Robert, Earl of Huntingdon.—IV. Woman is a Weathercock.—V. Amends for Ladies.

SHAKESPEARE'S PLAYS,

In one pocket volume, beautifully printed by Corral, 1l. 1s. With 38 Engravings
from Designs by Stothard, &c. 2l. 2s. A few Copies printed entirely on India
Paper, 4l. 4s.

ILLUSTRATIONS OF SHAKESPEARE,

By STOTHARD, Thirty-nine plates, proofs, 1l.

PISCATORIAL REMINISCENCES AND GLEANINGS,

By an old Angler and Biblioplist, with numerous Anecdotes, preceded by
Introductory Hints respecting the Character and Habits of each species.
To which is annexed the most complete Catalogue of Books on Angling ever
published. Foolscap 8vo. With Frontispiece and wood-cuts, 7s. 6d.Beautifully printed at Oxford, in demy 8vo. price 6s. each volume, cloth boards and
lettered, the cheapest and best editions extant.HUME and SMOLLETT'S HISTORY of ENG-
LAND, with 36 Portraits of the Kings,
List of Contemporary Sovereigns,
&c. 13 vols.

JOHNSON'S WORKS, including his Parlia-

mentary Debates, Sermons, and
Prayers. Portrait, 11 vols.JOHNSON'S LIFE by BOSWELL, revised, with
considerable Additions, Portrait, and
Fac-similes. 4 vols.

. A few copies printed on LARGE PAPER, royal 8vo. 16s. each volume.

DESCRIPTION OF ELY CATHEDRAL,

By the REV. GEORGE MILLERS, with eighteen fine plates. *Third edition.* Royal 8vo. 1l. LARGE PAPER, imperial 8vo. INDIA PROOFS, 2l.

THE HISTORY OF CHRIST'S HOSPITAL,

From its Foundation by Edward VI. With an Account of the Plan of Education and internal Economy of the Institution, and Memoirs of Eminent Blues; preceded by a Narrative of the Rise, Progress, and Suppression of the Convent of the Grey Friars in London, by the Rev. WILLIAM TROLLOPE, M.A. 4to. with ten plates, 3l. 3s.

SELECTIONS FROM THE WORKS

Of Taylor, Hooker, Barrow, South, Latimer, Brown, Milton, and Bacon, by BASIL MONTAGU, Esq. *Fourth Edition,* foolscap 8vo. 5s.

ANDREWS'S BOTANICAL WORKS.

1. HEATHERY; or, a MONOGRAPH of the GENUS ERICA. In 6 vols. royal 8vo. containing 300 coloured Figures. 13l. 10s.
2. ROSES; or, a MONOGRAPH of the GENUS ROSA. In 2 vols. royal 4to. containing nearly 150 coloured Figures. 13l.
3. GERANIUMS; or, a MONOGRAPH OF THE GENUS GERANIUM. In 2 vols. royal 4to. containing nearly 150 coloured Figures. 9l. 9s.
4. BOTANIST'S REPOSITORY for New and Rare Plants. In 10 vols. 4to. containing 664 coloured Figures. 36l.
5. COLOURED ENGRAVINGS of HEATHS. In 4 vols. folio, containing 288 Figures, most beautifully and accurately coloured, with Descriptions in Latin and English. 36l.

* * The foregoing Works have been in course of publication for a series of years, and are now completed. The Drawings were all made from living plants by Mr. Andrews, and coloured under his immediate inspection; their fidelity and accuracy have been admitted by those who are conversant with the Works, both in this country and on the continent. Of some of the Works but very few remain; those gentlemen who have not completed their copies are requested immediately to do so, as hereafter it will be impossible to make them up.

WORKS BY SIR HARRIS NICOLAS.

- | | |
|---|---|
| <p>A TREATISE on the LAW of ADULTERINE BASTARDY. With a full Report of the Banbury Case, and of all other cases bearing on the subject. 1l. 1s.</p> <p>REPORT of the L'ISLE PEERAGE CASE, 8vo. 1l. 1s.</p> <p>"The present is the most learned and copious book on the Law of Baronies in fee which has yet been published."</p> <p>REPORT of the DEVON PEERAGE CASE, 8vo. 12s.</p> | <p>ROLL of ARMS of the REIGN of HENRY III. and EDWARD III. 8vo. 10s. 6d. 4to. 1l. 1s.</p> <p>OBSERVATIONS on HISTORICAL LITERATURE, and Refutation of Palgrave, in 1 vol. 8vo. 12s. 6d.</p> <p>BISHOP BECKINGTON'S JOURNAL, during his Embassy to negotiate a marriage between Henry VI. and a daughter of Count Armagnac, A.D. 1442. 8vo. 10s. 6d.</p> |
|---|---|

HOUSEHOLD BOOKS, viz. The EARL of NORTHUMBERLAND'S, edited by the late BISHOP PERCY:—The PRIVY PURSE EXPENSES of ELIZABETH of YORK, QUEEN of HENRY VII. by SIR HARRIS NICOLAS:—The PRIVY PURSE EXPENSES of HENRY VIII. by SIR HARRIS NICOLAS:—The PRIVY PURSE EXPENSES of the PRINCESS MARY, DAUGHTER of HENRY VIII. afterwards QUEEN MARY, edited by SIR FREDERIC MADDEN.

* * A very limited number of copies of these works are printed 8vo. price 1l. 1s. each.

THE DANCE OF DEATH,

Exhibited in fifty-five elegant Engravings on Wood, with a Dissertation on the several Representations of that Subject; more particularly on those attributed to MACABER and HOLBEIN, by FRANCIS DOUCE, F.S.A. In 8vo. half-bd. mor. 1l. 1s.

HOLBEIN'S (HANS) ILLUSTRATIONS OF THE BIBLE,

Being Fac-similes of the celebrated 'Icones Historiarum Veteris Testamenti,' with 90 cuts beautifully engraved. Crown 8vo. 1l. 1s. A few copies printed entirely on India paper, 2l. 2s.

- THOMAS A KEMPIS of the IMITATION of CHRIST, translated with an Introduction and Notes by DR. DIBDIN, containing six plates, including Salvator Mundi by Guercino, and the Last Supper by Da Vinci. 8vo. 1l. 1s.
- THOMAS A KEMPIS de IMITATIONE CHRISTI, Lib. IV. with a Memoir by the late CHARLES BUTLER. 18mo. 6s.
- ANCIENT FRAGMENTS of the Phœnician, Chaldean, Egyptian, and other Writers, Greek and English, with an Introductory Dissertation, by ISAAC PRESTON CORY, Esq. Fellow of Caius College, Cambridge. 8vo. *second edition*, 1l. 1s.
- METAPHYSICAL INQUIRY into the Method, Objects, and Results of Ancient and Modern Philosophy, by ISAAC PRESTON CORY, Esq. 12mo. 5s. 6d.
- ANDREWS PRECES PRIVATÆ QUOTIDIANÆ. Gr. et Lat. ed. P. HALL. 18mo. 12s.
- BISHOP ANDREWS'S PRIVATE DEVOTIONS, with his MANUAL for the SICK, translated from the Original Greek, by the Rev. PETER HALL. 18mo. with a Portrait, 6s.
- GOOD THOUGHTS IN BAD TIMES, Good Thoughts in Worse Times, Mixt Contemplations in Better Times, by THOMAS FULLER, D. D. Author of the Church History, Worthies of England, &c. 18mo. *with a portrait*, 5s.
- THE LIVES of SIR MATTHEW HALE and JOHN EARL of ROCHESTER, by BISHOP BURNET. Two portraits, 18mo. 4s.
- THOUGHTS of DIVINES and PHILOSOPHERS, by BASIL MONTAGU, Esq. Part I. 24mo. *silk, gilt leaves*, 2s. Part II. 24mo. *silk*, 2s.
- THE CARCANET, a Literary Album; containing Selections from the most Distinguished Writers. 18mo. extra cloth boards, gilt leaves, 6s.
- THE HISTORY of the HUGUENOTS, during the Sixteenth Century, by W. S. BROWNING. 2 vols. 8vo. 1l. 1s.
- THE LIFE of SIR THOMAS MORE, by his Grandson, CRESACRE MORE, edited by the Rev. JOSEPH HUNTER. 8vo. with a portrait, 14s.
- "The Prefatory Matter and Notes display deep research and critical acumen, which render this the best edition of that very interesting piece of biography that has appeared."—*Retrospective Review*.
- A MANUAL of HERALDRY for Amateurs, by Mrs. DALLAWAY. 12mo. *with numerous wood-cuts*, 7s.
- TOWNSEND'S (F.) CALENDAR of KNIGHTS, from 1769 to 1828. Cr. 8vo. 8s.
- POEMS by WILLIAM STANLEY ROSCOE. Foolsap 8vo. 5s.
- DUNBAR'S POETICAL WORKS, now first collected, and published from ancient MSS., with Notes and a Memoir of his Life, by DAVID LAING, Esq. 2 vols. crown 8vo. 1l. 1s.
- BERNERS'S (JULIANA) TREATYSE OF FYSSHYNGE WYTH AN ANGLE. Reprint with fac-simile wood-cuts. Crown 8vo. 5s.
- OVIDII OPERA e TEXTU BURMANNI. Cum Notis Harlesii, Gierigii, Burmanni, Lemarii, &c. 5 vols. 8vo. 3l. *Large Paper*, 5 vols. royal 8vo. 5l. 5s.
- JUVENAL et PERSIUS, ex recensione et cum Notis Ruperti et Kœnig. 8vo. new edition, boards, 14s.
- LUCRETIVS, ex recensione et cum Notis Creech et Bentleii. 8vo. *just published*, 12s.
- VIRGILIUS. Foolsap 8vo. beautifully printed by Whittingham, uniform with the Aldine Poets, cloth bds. 6s.
- VIRGILII OPERA, Notis ex editione Heyniani, excerptis illustrata accedit Index Maittairianus, *large* 8vo. 1l. 8s.
- * * * The most correct and best edition of Virgil in one volume.
- PHÆDRI, AUGUSTI LIBERTI, et PUBLII SYRI, quæ extant, cura J. A. GILES. Foolsap 8vo. 4s.
- ENNII RELIQUÆ, ex editionibus variis conquisitæ à J. A. GILES. 12mo. 4s.
- CICERO on the NATURE of the Gods, translated by Franklin. 8vo. 8s.
- A GRAMMAR of the LATIN LANGUAGE, by the Rev. J. A. GILES. 8vo. 6s. cloth.
- JOHNSON and WALKER'S DICTIONARY of the ENGLISH LANGUAGE combined, with the Pronunciation greatly simplified, revised, corrected, and enlarged, with the addition of several thousand words, by R. S. JAMESON, Esq. 8vo. *fourth edition*, 12s.
- JOHNSON'S ENGLISH DICTIONARY. *Diamond type*, new edit. 18mo. bd. 3s. 6d.

FACCIOLATI ET FORCELLINI LEXICON,

Cura BAILEY. 2 vols. royal 4to. cloth boards, 6l. 16s. 6d.

In this edition the Italian has been rendered into English, the Paduan Supplement incorporated, and upwards of twenty thousand words introduced by the learning and diligence of the editor. In the Appendices will be found valuable and important additions, consisting of Turcellinus on the particles of the Latin language, Gerrard's Siglarium Romanum, and Gesner's Etymological Index.

Pickering's Diamond Classics.

Beautifully printed, the smallest ever published.

GREEK.

NOVUM TESTAMENTUM GRÆCUM, with a beautiful frontispiece of Da Vinci's Last Supper, 48mo. 10s. 6d.

The first specimen of a Greek Testament executed in diamond type, cast expressly for this edition.

HOMERI ILIAS ET ODYSSEA, *portrait*, 2 vols. 48mo. 12s. *Large paper*, 2 vols. 32mo. 18s.

LATIN.

HORATIUS, 48mo. cloth boards, 6s.

VIRGILIUS, 48mo. cloth boards, 8s.

CATULLUS, TIBULLUS, et PROPERTIUS, 48mo. 6s.

TERENTIUS, 48mo. cloth boards, 6s.

CICERO DE OFFICIIS, &c. 48mo. cloth boards, 5s.

ITALIAN.

DANTE, 2 vols. 48mo. cloth boards, 10s.

TASSO, 2 vols. 48mo. cloth boards, 10s.

PETRARCA, 48mo. cloth boards, 6s.

ENGLISH.

SHAKESPEARE, with 38 Engravings after Stothard, &c. 9 vols. 48mo. 2l. 2s.

WALTON'S LIVES OF DONNE, WOTTON, HOOKER, HERBERT, and SANDERSON, *portraits*, 48mo. 6s.

WALTON and COTTON'S COMPLETE ANGLER, with cuts, 48mo. 6s.

MILTON'S PARADISE LOST. 48mo. 5s.

SPECIMENS OF THE EARLY POETRY OF FRANCE,

From the time of the Troubadours and Trouvères to the Reign of Henri Quatre, by LOUISA STUART COSTELLO. In crown 8vo. with four beautiful illustrations, coloured and heightened with gold, 1l. 1s.

BOJARDO ED ARIOSTO.

ORLANDO INNAMORATO E FURIOSO,

With an Introductory Essay, Original Memoir, Notes, and Illustrations in English, by ANTONIO PANIZZI. 9 vols. crown 8vo. 5l. 8s.

"The present edition of the entire poem (for the Innamorato and Furioso are but one poem) will we trust ere long take its place in every Italian library in this country. It has every thing to recommend it—a most correct text, many valuable notes and disquisitions, beautiful print and paper. To any library it will be an ornament,—no Italian library can be complete without it."—*Foreign Quarterly Review*.

BOCCACCIO, IL DECAMERONE,

Con un Discorso Critico, da Ugo Foscolo. 3 vols. crown 8vo. 1l. 11s. 6d. with Ten Engravings from Designs by Stothard, 2l. 12s. 6d. LARGE PAPER, with proof plates, 4l. 14s. 6d.

* * A very few copies printed entirely on India Paper, 6l. 16s. 6d.

ILLUSTRATIONS OF THE DECAMERON,

By STOTHARD, 8vo. 1l. Proofs 4to. 2l. India Paper, folio size, 3l.

DISCORSO SUR LA DIVINA COMMEDIA DI DANTE,

Da Ugo FOSCOLO. Crown 8vo. 12s. Large paper, 18s.

Surtees Society's Publications.

REGINALDI MONARCHI DUNELMENSIS Libellus de Admirandis. Beati Cuthberti Virtutibus. 8vo. 15s.

WILLS and INVENTORIES, Illustrative of the History, Manners, Language, &c. of the Northern Counties of England. 8vo. 1l. 1s.

Anglo-Saxon Works.

- THE ANGLO-SAXON POEMS** of **BEOWULF**, the **TRAVELLERS' SONG**, and the **BATTLE OF FINNES-BURH**. Edited, with an Historical Preface, by **JOHN M. KEMBLE**, Esq. M.A. of Trinity College, Cambridge, *second edition*, foolscap 8vo. 15s.
- BEOWULF**, an English Translation, with a copious Glossary, by **JOHN M. KEMBLE**, Esq. *Just ready.*
- KING ALFRED'S ANGLO-SAXON VERSION** of Boethius's Consolation of Philosophy, with an English Translation by **CARDALE**. 8vo. 1l. 5s. *Large paper*, 2l. 2s.
- KING ALFRED'S ANGLO SAXON VERSION** of the Metres of Boethius, with an English Translation and Notes, by the Rev. S. FOX. 8vo. 12s.
- KING ALFRED'S WILL**, Saxon and English, with a Preface and Notes. 8vo. 5s.
- MENOLOGIUM**; or, the Poetical Calendar of the Anglo Saxons; with an English Translation and Notes, by the Rev. SAMUEL FOX. 8vo. 6s. *Large paper* 12s.
- BRITANNIA SAXONICA**; a Map of Britain during the Saxon Octarchy, by G. W. COLLIN. 4to 12s.
- RUDIMENTS of the ANGLO-SAXON TONGUE**; by JOSEPH GWILT, Esq. F.S.A. 8vo. 6s.

THE GENTLEMAN'S MAGAZINE.

A New and Improved Series, 4 vols. 8vo. boards, with plates, 16s. each.

- ILLUMINATED ORNAMENTS**, selected from MSS. and early printed books of the Middle Ages, carefully coloured from the originals, by Henry Shaw, F.S.A., with Descriptions by Sir Frederick Madden. 4to. half-bound morocco, 5l. 5s. The same, highly finished with opaque colour, and heightened with gold, imperial 4to. 10l. 10s.
- SHAW'S SPECIMENS OF ANCIENT FURNITURE**, drawn from existing Authorities, Parts I. to XIII. 4to. 5s. each. *Large Paper*, 10s. each.
- SHAW'S SPECIMENS OF THE DETAILS OF ELIZABETHAN ARCHITECTURE**, Parts I. to VI. 4to. 5s. each. *Large Paper*, 10s. each.
- A GLIMPSE AT THE MONUMENTAL ARCHITECTURE AND SCULPTURE OF GREAT BRITAIN**, by Matthew Holbeche Bloxam. Crown 8vo. with 55 wood-cuts, 12s.
- WOOD'S ANTIQUITIES OF BALBEC AND PALMYRA**, uniformly printed with Stuart's Athens, with upwards of 100 plates. Imperial folio, 6l. 6s.
- REMARKS ON THE ARCHITECTURE OF THE MIDDLE AGES**, especially of Italy, by R. Willis, M.A. F.S.A. &c. 8vo. with 15 plates, 10s. 6d. *Large Paper*, 1l.
- ARCHITECTURAL NOTES ON GERMAN CHURCHES**, by the Rev. William Whewell. 8vo. with plates, 10s. 6d.
- WILLEMENT'S REGAL HERALDRY**. 4to. 2l. 2s. *Large Paper*, 4l. 4s.
- **HERALDIC NOTICES OF CANTERBURY CATHEDRAL**. 4to. 1l. 5s. *Large Paper*, 1l. 16s.
- **ROLL OF ARMS RICHARD II.** 4to. 14s. *Large Paper*, 1l. 8s.
- HIBBERT AND WHATTON'S HISTORY OF THE FOUNDATIONS IN MANCHESTER**, plates, 3 vols. 4to. 7l. 7s. *Large Paper*, 3 vols. royal 4to. 12l. 12s. Proofs on India Paper, 18l. 18s.
- SHARPE'S EPITOME OF THE COUNTY OF WARWICK**. 8vo. boards, 8s.
- DA VINCI ON PAINTING**, with his Life by Brown. *New edition*, with portrait and plates, crown 8vo. 10s.
- A POPULAR VIEW OF HOMŒOPATHY**, by Rev. Thomas Everest, 12mo. bds. 3s. 6d.

WORKS NEARLY READY FOR PUBLICATION.

- THE CYNOSURE**, a Literary Album, by the Editor of the Carcanet.
- THE WORKS OF JOHN SKELTON**, Poet Laureat to Henry the Seventh and Henry the Eighth. Now first collected, with some Account of the Author, and ample Notes and Illustrations, by the Rev. Alexander Dyce.
- CHARLEMAGNE'S TRAVELS** to Constantinople and Jerusalem, a Norman-French Poem of the Twelfth Century, now first printed from the original MS. in the British Museum.

EARLY ENGLISH POETRY

Printed in the black letter, nearly ready.

- The Tournament of Tottenham**, from the earliest Manuscript, with The *Jeest*, a sequel to the same poem with Preface, Notes, and various Readings.
- The Putbrowne Maid**, reprinted from the first edition of Arnold's Chronicle, with Preface, various Readings, and Notes.
- The Tale of the Basin**, and that of the *Frere and the Boy*, two early Ballads of Magic, both from MSS. at Cambridge, with Preface and Notes.
- Songs and Carols** from a MS. in the Sloane Collection in the British Museum, with Preface and Notes.

1860
For the Library
of the Royal College of Physicians
from the Translator. -

AND CHRONIC DISEASE.

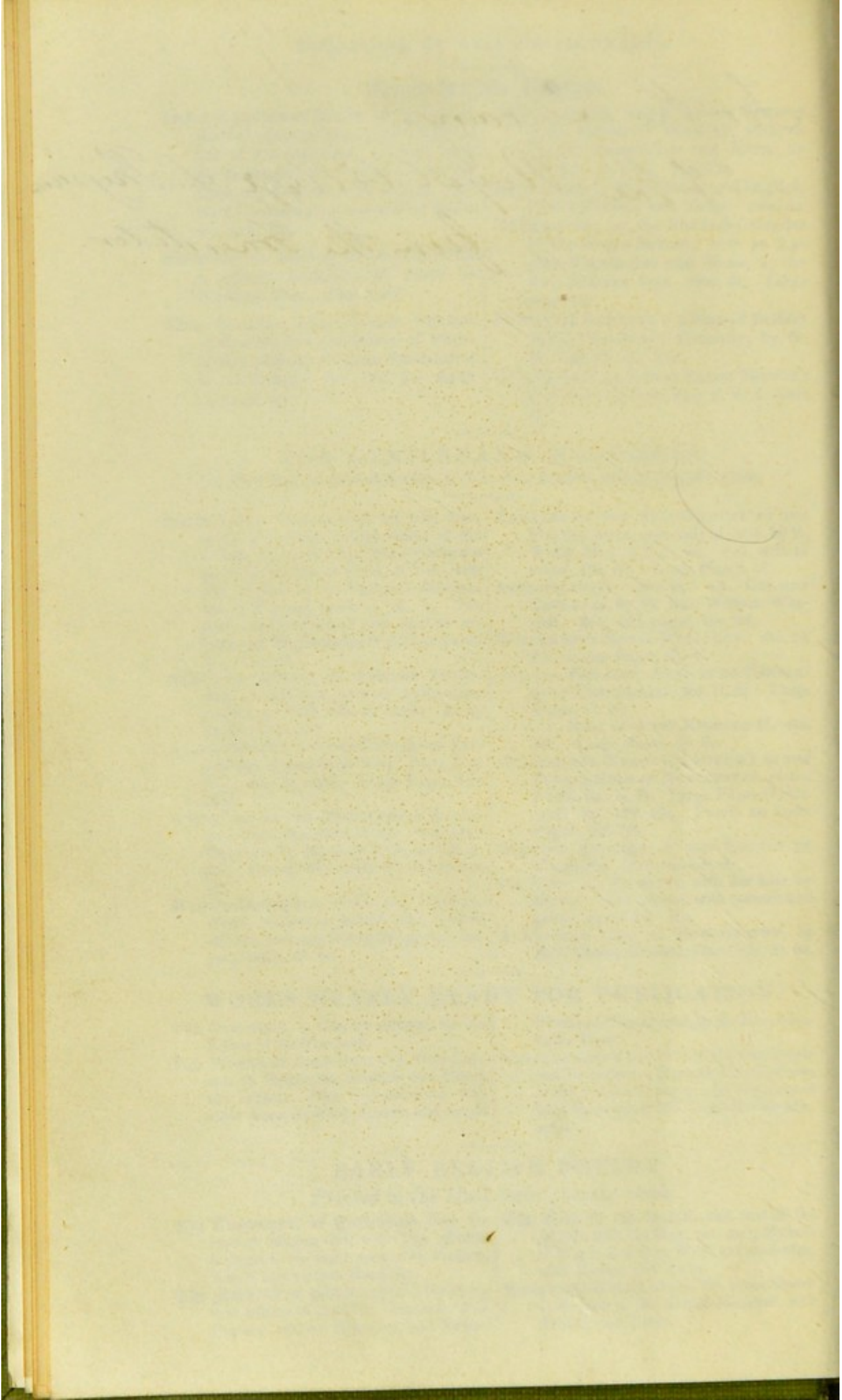
BY
J. E. ARTHUR, M.D. F.R.C.

OF THE UNIVERSITY OF CAMBRIDGE, AND OF THE HOSPITALS
OF THE UNIVERSITY OF CAMBRIDGE, AND FELLOW OF THE
SOCIETY OF PHYSICIANS.



LONDON

WILLIAM PICKERING



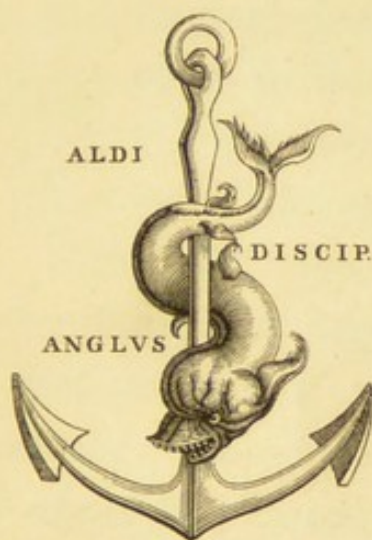
106. c

ARETÆUS
OF THE CAUSES AND SIGNS OF ACUTE
AND CHRONIC DISEASE.

TRANSLATED FROM THE GREEK BY

T. F. REYNOLDS, M.B. F.L.S.

FELLOW OF THE CAMBRIDGE PHILOSOPHICAL SOCIETY, INCEPTOR CANDIDATE
OF THE COLLEGE OF PHYSICIANS, AND FELLOW OF THE
COLLEGE OF SURGEONS OF LONDON.



LONDON:
WILLIAM PICKERING,
1837.

CHARLES WHITTINGHAM, TOOKS COURT,
CHANCERY LANE, LONDON.

ROYAL COLLEGE OF PHYSICIANS LIBRARY	
CLASS	
ACQ.	
SOURCE	
DATE	

ROYAL COLLEGE OF PHYSICIANS
LIBRARY

CLASS	61
ACCN.	13353
SOURCE	
DATE	

PREFACE.

THE works of Aretæus, more particularly that part of them of which a version is attempted in the following pages, are a subject for medical examination, at some of our public institutions. It is here designed to offer a translation, pretty close to the Greek text, which may convey to the medical reader, who feels any interest on the subject, some insight into the works and style of a writer, but little known. I am not acquainted with any English version of the whole of the works of this author; an edition of part of them appeared about fifty years since, from the pen of Dr. Moffat, which has long since been exhausted. The utility, at the present day of advanced and improving medical science, of a reappearance of the utterly

erroneous notions of physiology, long consigned to oblivion, and deserving only to be reverted to as marking a gratifying advance in the knowledge of the laws of nature, may be questioned; but the correct detail of symptoms, the nervous style, the graphic delineation of disease, displayed in this author's works, the poetical and quaint fancies scattered throughout, give a certain value and interest, that may fairly excuse an attempt to reinvest part of them in a vernacular garb.

In addition to that portion of the author's works which is here given, there exist four books on the treatment of disease, many chapters of which are lost, and some are mutilated; they have been partially translated by Dr. Moffat.

I have principally used Kühn's edition, published at Leipsic, 1828, referring occasionally to that of Wigan, discretionally availing myself of the emendations suggested by the various commentators. It will be seen by the medical reader, that some terms (I may particularly instance "Syncope") are not used in their present accepted signification; and it is possible that the word Πνευμα has not always received

the translation that exactly accords with the *spirit* of the pneumatics. I trust to be spared the "*adunc*" of the critical scholar at faults that may appear in this version of an author who in parts is confessedly obscure, from the corrupt and defective state of the text.

The period at which Aretæus lived is not known with any certainty; Wigan, who appears to have carefully investigated the subject, places it between the commencement of the reign of Nero, and before the time of Trajan; Le Clerc thinks him probably to have been contemporaneous with Vespasian; Homer and Hippocrates are the only authors quoted by him. He is quoted by Ætius, and Paulus Ægineta, writers of the fourth and fifth centuries, and in a work questionably assigned to Dioscorides. Galen makes no mention of him in any work extant. Where he wrote or practised, is equally unknown. His works were first printed in Latin, by Junius Paulus Crassus, in 4to. at Venice, 1552. The first edition of the Greek text was by I. Goupylus, Paris, 1554, in 8vo.

A splendid edition in folio emanated, in

1723, from the Clarendon press, under the care of J. Wigan, M.A. who was induced by Dr. Friend to undertake the labour of its superintendence, it is accompanied with a good Latin translation. This was followed by the folio Leyden edition of 1731. The text of the latter is adopted by Kühn in the edition of 1828, which is exceedingly copious in all that relates to this Author. This edition enumerates about a dozen codices as existing in different parts of Europe, all more or less imperfect. Wigan availed himself, especially, of the Harleian Codex, now deposited in the British Museum.

Aretæus appears to have belonged to the sect of the Pneumatics, founded by Athenæus, who established, as four elementary principles and influences, heat, cold, moisture, and dryness, to which was added a fifth under the term of spirit, from an idea derived from the stoics of such an influence possessing and pervading the whole body :

*Spiritus intus alit, totamque infusa per artus
Mens agitat molem, et magno se corpore miscet.*

(Æn. VI. 267.)

These elements, their conflicts and disorders, are variously assigned by Aretæus as causes of disease. The heart he thought to be the spring of vitality and strength, a viscus possessing the power of drawing in the cool air, while to the lungs, which he considered the centre and source of animal warmth, was assigned the office of heating it. Their parenchyma, he deemed as possessed of slight sensibility, and remarks on the great mischief that may exist in their disorders, while the patients are little aware of it.

To the liver he assigned, as well as the secretion of bile, the office of making blood, describing the greater part of it, as being a mere concretion of this fluid.

The Spleen was the cleanser as it were of the dark impurities of the blood.

The stomach was the source of hunger, of the general feeling of pleasure and uneasiness, of joy and sadness.

The Duodenum and Colon were subservient to concoction of the alimentary principle, which was sent thence to the liver, to be *digested* through the body.

The kidneys and bladder secreted and eliminated the urine.

On the uterus his notions were most fanciful, regarding it as an animal within an animal, erratic in its habits, to be coaxed by the influence of sweet, or scared by that of unsavoury odours.

The brain and spinal chord and their nervous prolongations, he considered as essentially controlling muscular action and sensation. His attempt to account for the cause of the varieties of paralysis, shows no mean effort to grasp what it has been reserved for the physiologist of the nineteenth century more fully to explain.

Respecting his treatment of disease it is only necessary in this place to state that for the time in which he lived, and according to his views, it was for the most part very judicious.

T. F. R.

CONTENTS.

BOOK I.

ON ACUTE DISEASES.

	Page
CHAP. I. to IV. are lost.	
V. On Epilepsy	1
VI. On Tetanus	5
VII. On Cynanche	9
VIII. On Diseases of the Uvula	12
IX. On Ulcers of the Tonsils	14
X. On Pleurisy	17

BOOK II.

ON ACUTE DISEASES.

CHAP. I. On Pneumonia.....	21
II. On bringing up of Blood	24
III. On Syncope.....	32
IV. On Causos or Ardent Fever	35
V. On Cholera	37
VI. On Ileus	39
VII. On Acute Affections of the Liver	42
VIII. On Acute Affections of the Vena Cava	44
IX. On Acute Affections of the Kidneys	48
X. On Acute Diseases of the Bladder	50
XI. On Hysterical Suffocation	52
XII. On Satyriasis	55

BOOK I.

ON THE CAUSES AND SIGNS OF CHRONIC DISEASES.

	Page
CHAP. I. On Chronic Affections	57
II. On Chronic Headache	58
III. On Vertigo	60
IV. On Epilepsy	61
V. On Melancholy	63
VI. On Mania	67
VII. On Paralysis	72
VIII. On Phthisis	78
IX. On Empyema	81
X. On Pulmonary Abscess	85
XI. On Asthma	86
XII. On Pneumodia	89
XIII. On the Liver	90
XIV. On Affection of the Spleen	94
XV. On Icterus or Jaundice	97
XVI. On Cachexia	102

BOOK II.

ON THE CAUSES AND SIGNS OF CHRONIC DISEASES.

CHAP. I. On Dropsy	106
II. On Diabetes	112
III. On Affections of the Kidneys	115
IV. On Affections of the Bladder	119
V. On Seminal Weakness, or Gleet	122
VI. On Affections of the Stomach	124
VII. On Cæliacus	127
VIII. On Colic	130
IX. On Dysentery	131
X. On Lientery	137
XI. On Uterine Affections	139
XII. On Arthritis and Sciatica	144
XIII. On Elephantiasis	149

ARETÆUS
OF THE CAUSES AND SIGNS OF ACUTE
AND CHRONIC DISEASE.

CORRIGENDA.

Page 16, line 2, for " heavy" read " turbid."

108, line 23, for " this" read " there."

144, line 4 from bottom, for " mastered" read
" masked."

BOOK I.

ON THE CAUSES AND SIGNS OF ACUTE DISEASES.

[*The first four Chapters of the Greek Text are lost, and the commencement of the Fifth is defective.*]

CHAPTER V.

ON EPILEPSY.

THE precursive symptoms are dulness, dizziness, a sensation of weight in the back of the neck, fullness and distension of the cervical veins, nausea prevailing chiefly after taking food, though in a slighter degree while fasting; copious pituitous vomiting, loathing and indigestion follow even slight repasts, with flatulence and distension of the hypochondriac regions. Such are the invariable attendants.

If the paroxysm be near, there are flashes before the eyes, as of purple or dark hues, or of all colours simultaneously blended "like the chequered bent of Iris' bow." The ears ring, there is a perception of heavy odours, an unusual irritability and wrathfulness. Some fall to the ground from mere prostration of mind, others from looking intently on a running stream, a top spinning round, or a wheel revolving;

sometimes a disagreeable odour, as that of the gagate stone, oversets them. Occasionally the malady is fixed in the head, and that is the starting point of the paroxysm; in other cases it begins in the nerves, which are most remote from the head, and which sympathize with the part first affected.

In these cases the thumbs or great toes become contracted; pain, torpor, and tremor succeed, and rush upward to the head. If the head be reached, the patient feels a crack as if from the blow of a stone, or a block of wood, and when he hath arisen he exclaims that he has been smitten by some one designedly. Such is the delusion under which those labour who are assailed by the disease for the first time; but they who are accustomed to it, being aware from experience of what is about to happen, when it is impending, and hath begun at a finger or some customary part, call out on the bystanders for help, and intreat them to squeeze, bend back, and stretch the parts first affected; and they themselves pull those parts as though they would so extract the disease; and sometimes this help they render themselves will for that day repel the attack.

On many comes a panic from the fancy that a wild beast is rushing on them, or that they see a spectre, and so they fall to the ground.

During the paroxysm the patient lies senseless; his hands are spasmodically clenched; his legs are not merely drawn apart, but are twitched hither and thither convulsively. In this calamity he resembles

a bull whose throat is cut; the neck is bent, the head is distorted in divers ways; sometimes it is bent down and the chin rests on the breast; at other times it is drawn backwards, as is the case with those who are forcibly pulled back by the hair, and it rests on one of the shoulders. He yawns widely; the mouth is parched, the tongue protrudes, so that there is risk of its being severely wounded or bitten off; sometimes the teeth are convulsively clenched, the eyes are rolled inwards, the eyelids wide apart and quivering; and if he would he cannot close them, but you see the whites of the eyes between them. The eyebrows are sometimes knit mid-front, as in the case of angry men; and sometimes they are drawn apart toward the temples, so that the skin of the forehead is tensely stretched, and the frontal wrinkles are quite effaced; the cheeks glow and quiver; the lips are sometimes compressed, and sometimes obliquely drawn apart, and stretched over the teeth as in those who smile.

As the disease increases, the face becomes of a livid hue; there is a distension of the cervical vessels; the voice is suppressed as in choking, and there is no perception on the part of the patient, even if you shout to him. He makes a moaning and groaning; the respiration is in a manner suffocated, like those who are being strangled. The pulse at the commencement of the paroxysm is bounding, quick, and small; towards the close it becomes large, slow, and labouring, but throughout irregular. There is

a venereal orgasm. Such is what the patient suffers toward the close of the paroxysm.

As the paroxysm abates, urine and liquid stools pass involuntarily, and in some cases there will be a discharge of semen, caused either by the constriction and pressure of the vessels, or by the excitement of the pain, and ejection of the liquid excretions just mentioned. For even in the nerves in the neighbourhood where this occurs there is pain. The mouth becomes moist, and discharges a copious cold viscid matter, which, if you would, you might draw out to a great length, as in threads. When after the interior of the breast has long been in painful, and as it were tumultuous ebullition, and the pent breath has thrown the whole frame into violent agitation, there occurs a convulsed disturbance of this spot and a surge of moisture, from an outbreak of breath and saliva, drives through the respiratory orifices (the mouth and nostrils), a remission of the previous general suffocation is experienced, and he now spits forth froth as the tempest-tost sea doth its foam, and rises up at last when the malady is lulled. After it has ceased, the limbs are at first weary and sluggish; there is a sense of weight and oppression in the head; a universal relaxation and languor, a paleness of the complexion, a dispiritedness, and sorrow and shame on account of the visitation.

CHAPTER VI.

ON TETANUS.

THE Tetani consist of spasms, which are attended with severe pain, and prove rapidly fatal, and by no means readily admit of relief; they make their attack on the muscles of the jaws and neck, but impart the disease to every other spot, for all parts become sympathetically affected with those which were primarily assailed.

There are three forms of the convulsions, the straight, the backward, and the forward. The straight one is true Tetanus, when the patient is stretched straight and inflexible, the backward or forward varieties have their name from the direction and locality of the tension; hence the deflexion of the patient backwards is termed *Opisthotonos*, from the nerves being affected in this direction; while, if the bending be forward, by the nerves in front, it is termed *Emprosthotonos*, for *tonos* is a term which signifies both a nerve and tension.

The causes of these affections are numerous, they often follow a wound of a membranous part, or punctures in muscles or nerves, and in such cases the patients usually die, for, "traumatic tetanus is fatal."*

* Hippoc. Aphor. sec. v. 4.

A woman may be convulsed after miscarriage, and she seldom recovers ; some persons are seized with spasms from a violent blow on the neck ; intense cold may prove a source, and hence these diseases are particularly liable to occur in the winter ; they are less frequent in the spring and autumn, and least of all in the summer, unless they arise from a wound, or a visitation of foreign diseases. Women are more liable to convulsions than men, because their circulation is languid, but they more frequently recover, from the moisture of their temperaments.

As respects the various periods of life, children are liable to this affection, but do not often die, for it is one they are used to, and familiar with ; youths are less frequently affected, but more die ; adults are least of all liable to be attacked ; while the old have it, and die from it, more than any other class of persons ; the cause is referable to the frigidity and dryness of old age, and the nature of death, for if the cold be attended with moisture, the spasms are less injurious, and fraught with less danger.

It may be said in general of all these affections, that they are attended with pain and tension, both of the tendons and spine, and of the maxillary and thoracic muscles, for they so clench the lower jaw to the upper, that it is not easy to separate them either by lever or wedge ; and if, on forcibly separating the teeth, any liquid be introduced, it is not swallowed, but returned, retained in the mouth, or ejected through the nostrils, for the passage of the fauces is closed, and the

tonsils being hard and tense, do not collapse so as to depress the food in swallowing. The face is red, mottled, the eyes nearly fixed, turned with difficulty round, there is a strong feeling of stifling, respiration laboured, the arms and legs on the stretch, the muscles quivering, the face distorted in all sorts of ways, cheeks and lips tremulous, the chin in constant motion, the teeth grate, and sometimes the ears will move, as I have myself witnessed with amazement: the urine is either retained with violent pain, or flows off involuntarily, from compression of the bladder.

Each variety of this disease has, however, its peculiarities.

In tetanus the whole body is stretched in a right line, rigid and immoveable, while the legs and arms are straight.

In opisthotonos the patient is bent back, so that the head pulled in that direction lies between the shoulder blades, while the throat projects, the lower jaw is usually open, and is rarely locked with the upper, the respiration is stertorous, the abdomen and thorax are prominent, and in this form especially there is incontinence of urine; the epigastrium is tense and resonant when struck, the arms are forcibly wrenched back in a state of tension, while the legs lie bent together, for the elbow bends in a manner the reverse of what the ham does.

If emprostotonos take place, the back is bent, the hips are forced on a level with the shoulders, the whole spine is on the stretch, the head is dependent, and bent on the chest, the chin fixed upon the ster-

num, the arms cramped up, the legs at full stretch ; severe in all is the pain, and wailing is the voice, deep are the sobs and groans, and if now the disorder has assailed the chest and respiration, it soon hurries the sufferer off, a boon, forsooth, to him, as it relieves him from pain, distortion, and humiliation, and lightens the distress of those present, aye, even if they be his own father or son ; but if there be still respiration enough to support life, and although oppressed it be still performed, the patients are not merely bowed forward, but are even rolled up like a ball, so as to have their head on their knees, and their legs and back parts wrenched forward, so as to look as if the knee joint were thrust into the ham. It is an affliction more than humanity can bear, a sight revolting and painful to behold ; and this cruel disease is irremediable, and from the distortion the sufferer is not recognised, even by his dearest friends, and the prayer of those around (which would have been heretofore impious, but hath become now righteous,) is, that the wretched sufferer may be loosed from existence, and receive acquittance at the same time from his life, pain, and horrible torment : and the physician, though present and looking on, is not merely unable to save his life, but he cannot even improve his shape, for to attempt to straighten the limbs would be like mangling and breaking the man in pieces while yet alive, and therefore no longer offering his assistance, he is reduced to the distressing position of merely contributing his sympathy.

CHAPTER VII.

ON CYNANCHE.

CYNANCHE is a very severe disease, for it is attended with a stifling of the breath. It exists under two forms, either as an inflammation of the respiratory organs; or merely as an affection of the breath, which contains within itself the source of the disease. These organs are the tonsils, epiglottis, pharynx, uvula, and top of the wind-pipe; if the inflammation spread, it involves the tongue and inside of the jaws, and the former becomes from its great size pushed over the teeth as it quite fills the cavity of the mouth, and its excess projects beyond; it is called Cynanche, (Dogchoke), either from these animals being liable to the disorder, or from their habit of protruding the tongue even in a state of health.

In the other form quite opposite symptoms appear; the organs become collapsed, with a greater attenuation of each part than is natural, and the sense of stifling is so violent that it seems to the patient as if the inflammation were secretly concealed in his chest in the vicinity of the heart and lungs. This is called Synanche (internal choke), from its being placed internally and causing suffocation there; my opinion

is that it is merely a disease of the breath, from its being converted by some morbid action into a very hot and acrid state, without any inflammation of the body; and there is nothing so very extraordinary in this notion, for the suffocation from mephitic caves is exceedingly severe without there being any bodily disease, and persons die merely from a single inspiration before the body can be possibly in any way affected: and again, a person becomes rabid from the tongue of a dog merely breathing on him in expiration, without his being at all bitten; it is therefore not impossible that a similar change in the breath may occur internally, since many of the internal affections of man have the same phenomena with external causes, the humours going to corruption within and without; for diseases are like deleterious poisons, and, as is the case in fevers, are ejected by the instrumentality of medicine: so there was no such violent improbability in some persons, during the plague of Athens, thinking that poison had been thrown by the Peloponnesians into the wells of the Piræus, for men were not aware of the affinity between the disease of the plague and noxious substances.

In those affected with Cynanche, the tonsils, pharynx, and whole mouth, become inflamed, the tongue inclines over the teeth and lips, they beslaver themselves, and a very thick cold matter keeps dribbling away; the face is red and bloated, the eyes starting, wide open, and bloodshot; drink is forced back

into the nostrils; the pain is great, but obscured by the harassing sense of suffocation: the chest and heart feel as if they were on fire; there is an ardent desire for fresh cold air, but they breathe very little, so that they are eventually choked by the obstruction of the passage to the chest. In some cases a transition of the disease to the lungs readily takes place, and the patients die from the metastasis; the fever is sluggish, low, and affords no relief.

If in any case a favourable turn arise, abscesses form on both sides, in the neighbourhood of the ear externally, or tonsils internally, and if not attended with great sluggishness and torpidity, the patients recover, though with pain and danger. If, however, while proceeding to suppurate, the tumour become very large and rise to a head, it may suddenly produce choking.

In Synanche there is collapse, attenuation, and paleness of the parts, the eyes become hollow and sunken, the pharynx and uvula retracted, the tonsils inclined to approximate, the voice lost: the suffocation is much more violent than in the preceding form, the disease being in the thorax where respiration commences; they who have the most severe attacks perish the same day, in some cases before they can call in the physician; and some there are who when they have called him in receive no benefit, for they die before he can apply his skill. Whenever a favourable turn occurs, the external parts become inflamed from the disease spreading outwardly, so that Cynanche

arises instead of Synanche. A large swelling on the thorax is a favourable symptom, also Erysipelas appearing, and hence the good practitioner will draw out the disorder by cupping the thorax, or attract it and disperse it by the application of sinapisms to the sternum and parts about the jaws; by these means the disorder is in some cases averted for a short time and disappears, when it may suddenly recur and produce suffocation.

The causes which give rise to it are many, occurring from cold more frequently than from heat; from blows, wounds of fish bones penetrating the tonsils, cold potations, debauches and surfeiting, and the maladies incident to respiration.

CHAPTER VIII.

ON DISEASES OF THE UVULA.

THE solid substance which hangs from the palate between the tonsils, is named Kyonis, and Gargareon, while Staphula is the name of a disease.

The Uvula is naturally a tendon, but it is moist, for it is lodged in a moist spot. It is the subject of many diseases, becoming thickened by inflammation, and of the same size from top to bottom, very long and suffused with redness, and this affection is

called *Kyon*, but if it only become globular at its extremity, and after it has enlarged, turns black and livid, the disease is called *Staphula*, (a grape) for it looks in all respects like one in its shape, colour, and size.

The third affection is of the membranes (the *velum*) which, spread out on both sides, have an appearance like broad scales or bats' wings, this is called *Imantium* (the thong disease), for the broad unrolling of the membranes looks like thongs. If the *Uvula* terminate in a long thin membrane, somewhat like the *Urachus*, it is called the *Craspedon* (or fimbriated disease): this arises too spontaneously from a humour and an oblique cut when the practitioner has left the membrane on one side.

Where the *Uvula* is bifid and a divided membrane hangs on each side, the disease has no received name, but the affection is obvious, and readily recognized by every one who sees it.

In all these forms there is a sense of suffocation, swallowing is attended with great difficulty, in all cases there is cough, but especially in those affections where the appearance of thongs and fimbriæ present themselves, for the membranes tickle the trachea, and now and then some fluid keeps imperceptibly dripping into it, so that the patients are perpetually coughing. In *Staphula* and *Kion* the difficulty of breathing is greater, and swallowing is exceedingly painful, for liquid is pressed up against the parts affected from the sympathy of the tonsils.

Old people are liable to Kyon, the young and those in the prime of life to Staphula, for they are full-blooded and more liable to inflammation; the membranous diseases occur at the periods of puberty and boyhood. Incision may be safely resorted to in all forms of these diseases, except that in Staphula so long as the redness remains, it is followed by hemorrhage, pain, and increased inflammation.

CHAPTER IX.

ON ULCERS OF THE TONSILS.

ULCERS occur in the tonsils, some of which are natural to the constitution, well conditioned, and free from danger, while others are foreign to it, malignant and destructive. The well conditioned ones are such as are clean, small, and shallow, not inflammatory, and free from pain: the malignant are broad, deep, foul, surrounded with a white, livid, or black crust. Such ulcers are termed aphthæ; if the crust, however, penetrate deep, the disease becomes an Eschar, and takes this name, the parts which surround the crust become very red, and the inflammation and pain in the veins resemble carbuncle. Small scattered red spots make their appearance, to which another lot succeeds, they approximate, become confluent, and form a broad ulcer: if this spread outwards

into the mouth, and reach the uvula, it eats it off, and is distributed over the tongue, the gums, and alveolæ; the teeth turn black, and drop out; and the inflammation will extend outwards to the neck; patients thus affected, die in a few days of fever and inflammation, accompanied with fœtor and loathing of food; while, if the disease spread through the trachea to the thorax, they become suffocated directly, for the lungs and heart cannot possibly support the fœtor, ulceration, or the ichor, but cough and dyspnœa set in. This affection of the tonsils is caused by swallowing cold, rough, hot, sharp and styptic substances; for these parts assist in the production of voice and respiration in the thorax; and in deglutition, for the transmission of food to the œsophagus and stomach. If any disorder occur internally in the abdomen, œsophagus, or thorax, the offending matter ascends, and is eructated to the fauces, tonsils, and parts adjacent; hence children are very liable to be affected until the period of puberty, for such inspire the cold air very profusely, having a superabundance of heat, are under no restraint in eating, and are fond of variety in their food; they drink cold water to excess, and bawl loudly, both in passion and play. The same affections are incident to girls until the period of menstruation.

The land of Egypt is peculiarly productive of this disease, for it is a dry spot for respiration, and various in its edible produce; for there are roots,

herbs, vegetables, and pungent seeds, the drink is heavy, being Nile water, sour too is the beverage from barley and wine lees. Syria also engenders it, especially Cælo-Syria, hence these ulcers are termed, Egyptian and Syriac.

The mode of death is most miserable, there is a pungent, burning pain like that of carbuncle, with a foetid breath, for the patients exhale an offensively putrid stench, which they reinspire into the chest, and so loathsome are they, they cannot endure their own foetor: the countenance is wan and livid, there is acute fever and burning thirst, but they do not drink for fear of the pain, for they are exceedingly distressed if the tonsils are pressed, or if the fluid regurgitate into the nostrils. If they lie down, they directly get up again, not being able to keep the recumbent position, and when they get up, they forthwith lie down again from uneasiness: they frequently keep walking about in an upright posture, and from their inability to procure ease, avoid a state of rest wishing to dispel one pain by another; their inspiration is copious, for they ardently covet cool air to refresh themselves, while their expiration is small; the ulcers, as if on fire, are still further inflamed by the heat of the breath; hoarseness, and loss of voice follow, all the symptoms get worse and worse, till the sufferers suddenly drop down and expire.

CHAPTER X.

ON PLEURISY.

A STRONG thin membrane lines the ribs, the spine, and the interior of the thorax, as far as the clavicles, adhering to the bones, and is termed the Girder (Pleura).

When inflammation occurs in this part, with fever, cough, and streaked expectorations, the disease is called Pleurisy. There must be, however, an accordance of all these symptoms; they must conspire together, and have the same origin, for whenever they occur unconnectedly, say one from one cause and one from another, even though they should all be present at the same time, they would not be termed Pleurisy. We have in this disease acute pain in the clavicular region, together with a sharp burning heat, the recumbent position is easy on the inflamed side, because there the membrane remains in its place, but to lie on the opposite one is exceedingly painful, and from the weight, inflammation, and dragging, the pain extends through the whole continuity of membrane to the shoulders and clavicles; in some even to the back and shoulder blades, and was formerly called Dorsal pleurisy. To this succeed dyspnœa, watchfulness, loathing of food, bright

redness of the cheeks, a dry cough, difficult expectoration: the phlegm voided is either as if tinged with bile, of a dark bloody or tawny hue, and these symptoms do not observe any set order, but all come and go indifferently. The worst sign of all is when the spitting of blood stops, for then the patients talk incoherently, and sometimes fall into stupor and low delirium.

If the disease take an unfavourable turn and all the symptoms become worse, the patients lapse into a state of insensibility, and die within a week. Should the spitting, however, and the increase of the disorder commence from the second week, they die on the fourteenth day. It sometimes happens during this period, that there is a general transition of disease to the lung; for it has, from its rare texture and heat, a power of attraction, an inclination to draw to itself what is near it, and the patient is suddenly choked by the metastasis; should he survive this period, and not die within the twentieth day, he becomes empyetic. These are the appearances if the disease goes on unfavourably.

If, however, it take a favourable turn, there is profuse hemorrhage from the nostrils, and the disorder is suddenly relieved; for sleep follows, and the patients bring up phlegm, and a thinnish matter like bile, or even still thinner, also some that is bloody, thick, and like bits of flesh: now, if after the bloody expectorations we have those like bile, and after these phlegm, recovery is certain. When these symptoms begin on

the third day, and the patients readily cough up a soft, smooth, moist, and roundish matter, their recovery is secure at the end of a week, at which period the bowels are violently disturbed with bilious dejections; the respiration becomes tranquil, the mind calm, the fever abates, and the appetite returns; should these symptoms happen in the second week, they are safe at the end of the fortnight.

If, on the other hand, the disease go on to suppuration, shivering fits ensue, and lancinating pains, accompanied with a desire to sit in an upright posture, the breathing gets worse, and there is great fear lest the lung, by suddenly drawing in the purulent matter, should produce suffocation after the previous and greater danger has been escaped; should the matter, however, burrow between the ribs and separate them, and either point externally, or burst into the bowels, the patient usually recovers.

The winter season is most liable to produce this disease, and next to it the autumn; the spring is less so, unless it chance to be a cold one, while the summer is the least so of all. In reference to the periods of life, old people are more especially liable to it, but then again they more frequently recover; for violent inflammation does not readily arise in a withered frame, nor a metastasis to the lung, for this viscus is colder than at any other period of life, the inspiration too is less frequent, and its attraction of all matters is feeble. Youth and full grown persons are not so subject to this disease, but then they do not readily recover, for

a slight inflammation would hardly affect them, and in severer ones the danger is more imminent. Children of all others are least affected with pleurisy and seldom die, for their frames are slight, they have their humours in a good state, and their perspiration and excretion are profuse; hence no great inflammation can exist, and this is a fortunate circumstance attendant on the disease at this period of life.

BOOK II.

CHAPTER I. ON PNEUMONIA.

By the two important means of food and breathing, animals maintain their existence; of these by much the more important is breathing, for if a person stop his breath he does not last long, but quickly dies. The organs subservient to it are many, it begins in the nostrils, passes through the trachea, and is located in the lungs, of which the thorax is the intrenchment and receptacle. Other parts are merely instrumental to the animal, but the lungs contain the cause of attraction; for the heart, which is a warm viscus, the source of life and respiration, is lodged in the midst of them, and imparts to them the desire for cold air which they heat, while the heart sucks it in. Hence if the heart be in the first instance disordered, death soon follows.

Should the lung be affected and the cause be trifling, dyspnœa follows, and the sufferer drags on a wretched existence, and dies a lingering death unless relief be afforded; but in a severe attack, such as inflammation, choking occurs, loss of voice, and a suspension of breathing, which is rapidly fatal. This is

what is termed Peripneumony, which is an inflammation of the lung attended with acute fever; there is a sense of weight in the chest, while there is freedom from pain if merely the lung be inflamed, for it is not naturally sensible to pain, being of a rare texture like wool, while rough air tubes, cartilaginous and insensible, are dispersed through it; muscles it has none, its nerves are small but important for its motion, and hence arises its want of sensibility. If, however, any of its investing membranes by which it adheres to the thorax be inflamed we have pain in addition, the respiration is oppressed and burning, accompanied with a desire to sit in an upright posture as being the easiest; the face is flushed, especially the cheeks, the whites of the eyes are brilliant and glisten, the end of the nose turns up, the veins on the temples and neck are prominent, the appetite is lost, the pulse at first is strong, not full, very rapid, and as it were compressed; the heat is scarcely perceptible externally, and inclined to moisture, but internally is parching and burning; from which cause the respiration becomes heated, attended with thirst, a parched tongue, a desire for cold air, a mind bewildered, and a cough which is mostly dry: if any thing be raised it is a frothy matter like phlegm, either deeply tinged as with bile, or suffused with highly florid blood; these bloody sputa are worse than all the rest.

If the disorder be likely to prove fatal, watchfulness comes on, with broken sleep, heaviness and stupor, confused fancies, the mind is wandering, but not al-

together raving, the patients are not alive to their disorder, and if you ask them how they are, they will not admit there is much amiss; the extremities are cold, the nails livid and adunced, the pulse small, very rapid, and intermitting, and then the fatal termination is at hand, and most die on the seventh day.

If the disease recede, and take a favourable turn, there is either violent hemorrhage from the nostrils, or if there be a copious and ready flow of the fluids, an abundant evacuation occurs from the intestines of bilious, frothy matter, so that you would think it had been protruded from the lung into the lower bowel, and sometimes it is diverted into the urine. Where all these symptoms happen together, recovery is most rapid.

In other cases, where a favourable turn takes place, there is a copious formation of pus in the lung, or a metastasis happens from the side. If the pus be carried off from the side into the intestine or bladder, the patients are instantly relieved from the peripneumony; still they have a tedious abscess there, although it gets well; but if the pus find its way into the lung, it will sometimes cause suffocation, from the suddenness of the effusion, and want of power to bring it up. They who escape suffocation from the rupture, have extensive pulmonary abscess, and become consumptive. Old people seldom get the better of abscess or consumption, while to youths, and those in the prime of life, peripneumony is usually fatal.

CHAPTER II.

ON THE BRINGING UP OF BLOOD.

THERE are two sorts of hemorrhage from the mouth ; one proceeds from it, and from the head and its vessels, and finds a passage by the palate and pharynx, at the top of the œsophagus and trachea : the blood is discharged into the mouth with hawking, and a slight frequent cough. If it come from the mouth without coughing it is called *Emptysis* : and if there be a larger effusion of blood from the head or mouth, in drops or in quantity, still it is not called *Anagoge*, but either the name just mentioned, or *Ptysis* (spitting), or hemorrhage.

If the blood come from the chest, and the viscera therein, the lungs, the trachea, or the parts adjacent to the spine, it is no longer *Ptysis*, but *Anagoge*, which name it takes from the expectoration being brought upwards.

There are some symptoms in both affections which are in common, they are few and unimportant, such refer to the spot in which both what is brought up and the spitting collect, while there are many very important peculiarities, by which each affection is

readily distinguished ; if then the spitting come from the head, attended with a copious flow of blood, the phenomena are more marked and numerous, while they are trifling when it is small in quantity, and only occasional. There is a heaviness, pain, singing in the ears, flushing of the face, swelling of the veins, vertigo, with some evident precursive cause, such as a blow, cold, exposure to great heat, or excessive indulgence in wine, for this will produce all at once a fulness in the head, and cause effusion from the sudden rupture of a vessel, while, after slight intoxication, spitting follows from vascular attenuation. Where an habitual hemorrhage from the nostril is stopped, and turned into the mouth, it will produce the appearance of Anagoge ; for the blood flowing from the head tickles the palate, there is constant hawking, and the sputum comes away in a lump ; there is a perpetual disposition to cough, but rarely coughing outright ; if it flow from the palate into the trachea, it is brought away with a cough, and misleads some, to think that it is brought up from the viscera below ; should it flow from the head into the throat, it is vomited with a feeling of nausea, and again leads to a mistake, that it comes from the œsophagus. In spitting, the blood is not very thick, is dark in colour, of a smooth and uniform consistence, unmixed with any foreign substance ; when hawked up, it comes directly upon the tongue in a roundish lump, and is easily dissolved ; if you inspect the top of the mouth you will find it to be rough

and ulcerated, and usually somewhat bloody ; a simple treatment is sufficient, consisting of styptic applications to the roof of the mouth, made use of in a cold state, for the discharge is increased by the use of those that are warm, relaxing, or dilating : and this indication must be observed in the spitting which proceeds from the head ; there should be depletion from the veins, nostrils, or by some other outlet, and this done quickly, for if the bleeding has been of long standing it becomes habitual, and the parts are accustomed to receive it ; the trachea ulcerates, a cough takes the place of the hawking, and gives rise to consumption.

If the blood come from the chest, or the inferior bowels, the affection is called *Anagoge*, which is very fatal if it proceed from the rupture of any one of the principal vessels, such as the vena cava, which conveys the blood from the liver to the heart, or from the large artery which extends along the spine (the *Aorta*), for the hemorrhage proves as rapidly fatal as if the patients had their throats cut, or were strangled. In the cases where it occurs from the lung, the side, or the trachea, the patients do not die so quickly, but are peculiarly liable to become empyetic and consumptive, of these the least hazardous is that from the trachea ; should the vomiting, however, come from the *œsophagus* or stomach, there is no imminent danger, although the hemorrhage be great, nor is the cure tedious or complicated ; but if it come from the liver or spleen, the cure is neither easy nor certain, for the

flooding thence into the stomach or bowels is more rapid. Its discharge upwards, through the lung, or trachea, is neither impossible nor improbable, for in fevers, hemorrhage occurs from the liver or spleen, through the nose, that nostril bleeding which lies on the same side as the affected viscus. These, then, are the places whence blood flows, and such are their different degrees of danger and fatality.

Three different causes, however, give rise to this bringing up of blood, which are, vascular rupture, ulceration, and attenuation. It bursts out on a sudden after a blow, straining at, or lifting a weight, a leap from a height, bawling, violent anger, or some similar cause, upon which the blood flows instantly in great quantity into the trachea. If it proceed from ulceration, enquiry should be made whether there has been previously any cough or difficulty of breathing, or whether the patient has been troubled with nausea, or sickness, for from such chronic affections the vessels become eroded from the irritating nature of the discharge, which is constantly occurring in considerable quantity, and the vessels which contain the blood, after being wasted and thinned, are at last destroyed, and effusion follows. If there be a thinning away without rupture, the blood does not flow either in a large quantity, nor in a gush, nor in a thick state, for from the thinning of the vessels the fine part is separated; but if a good deal become collected in any cavity, and be afterwards brought up, it becomes thicker than natural, though not exceedingly thick, nor so black as

extravasated blood, but the quantity is increased from its accumulating. This species of evacuation frequently occurs in those females who are not regular, and becomes their menstrual discharge, for it both happens at the time of the appearance of this excretion, and stops at the same stated times; and unless the female be cured, recurs instead of the normal discharge for many successive periods, and in some cases the vessels prove to be ruptured.

There is in general a difference in the appearance of the blood, whether it be brought up from an artery or a vein: if from the latter, it is dark, thick, and easily coagulated, while from an artery it is thin, florid, and does not readily become clotted, is more dangerous, and not easy to stop, for the pulsations of the artery cause the hemorrhage to return, and from the frequent motion, the wound does not unite.

The treatment, if the disease proceed from ulceration, is tedious, difficult, and attended with danger, for from loss of parts the edges of the ulcer do not unite, for here we have an ulcer, not a wound; while in rupture union is easier, for the lips of the wound touch each other, and this constitutes a second difference as to danger: the hemorrhage is least dangerous in attenuation, for it stops of its own accord, and the treatment consists in styptics, and suitable refrigerants.

The places from which hemorrhage occurs must be now pointed out, for many of the symptoms are in common, and a mistake may easily occur, while each

requires a different mode of treatment. In the œsophagus it rarely arises from thinning of the vessels, for the coldness and astringency of the food and drink induce a thickening of the parts, neither are ulcerations frequent, even less so than the thinning, for the corroding humours do not stay there long, but are either expectorated or driven downwards: rupture is more common in the œsophagus, but then the hemorrhage is not great like that which occurs from the thorax, for here the veins are fine and the arteries small; the appearance of the blood is not very black, somewhat florid, but not deeply so, smooth or mixed with the saliva, and brought up with nausea and vomiting. Sometimes a slight cough is attendant on the sickness, but sometimes it occurs alone without bringing anything up, for the trachea suffers from sympathy with the œsophagus, being stretched along and adhering to it; a gnawing or pungent feeling is experienced in the ulcers in the act of swallowing, especially if the substances are very cold, hot, or sour, and some persons feel a pain here which reaches to below the shoulder blades, and sickness accompanied with pituitous matter appears if the disease last long, and the loss of appetite be very much increased. The fever is not constant, but remits.

From the stomach, however, blood is brought up black and clotted, even if it be from an artery; but if from a vein, much blacker and more coagulated. It is attended with great nausea and the vomiting of viscid bilious matter, the blood is mixed with food if

the person have been eating just before, for both blood and food are mixed together in the same place, the eructations are frequent and offensive ; if there be a considerable collection there is a sense of uneasiness and giddiness, the patients are relieved after vomiting, but remain faint with a sense of burning fever all over the body, and a fixed pain in the stomach.

From the trachea the blood is small in quantity and very florid, and is brought up with a cough, and if not raised the patients keep coughing, for there is a feeling of pain near the throat, or it may be a little higher up or lower down ; the voice is hoarse and indistinct. If the expectoration come from the lung, especially from ulceration, it is brought up with a gush accompanied with much coughing, is of a florid hue, very frothy, and round in its shape, so that one sort of sputum is distinct from the other, and though in the same vessel there is a difference in what is brought from the chest, so that you might distinguish them placed in apposition as portions from the thorax, and might conclude that the pieces with the fleshy appearance were parts of the lung : a sense of weight on the chest, a feeling of lassitude, redness of the face, peculiarly attach to persons thus affected.

But if the pain descend from the thorax to the fore and lower part of the sternum, it indicates the ruptured spot, the cough is incessant, though scarcely anything is brought up, the blood is not very florid, is moderately thick and free from froth ; but if the lung be sympathetically affected as it passes

through, it imparts to it a frothy appearance, for the lung forms the passage from the thorax to the trachea.

If what is brought up be from the side the blood comes away with a cough, black and smooth, offensively fetid and smelling like putrid matter, there is an acute pain in the side, and many die of fever as in pleurisy.

A moist hot season produces these affections, such as a moist and hot spring, and next to it the summer; autumn brings them less, and the winter least of all. Those affected in summer generally die of hemorrhage, for great inflammations then arise; next in order comes the spring, which is attended with inflammation and ardent fever, while the autumn most freely gives rise to consumption.

In a word, in cases where blood is brought up, even if the quantity be small, or if the rupture is staunched, dejection, despondency, and despair of life are attendants; for who is so resolute as not to be terrified when he sees himself suffering as though he had his throat cut? for the greatest and strongest animals, as bulls, speedily die from loss of blood. This therefore is not so surprising; but the wonder is, that in that affection only where the source is from the lung, which is so exceedingly dangerous, the persons do not despair even in the last extremity, and I think the freedom from pain in the lung is the cause of it, for pain, even though it be trifling, in-

duces a fear of death, and so in most cases there is more alarm than danger, while under serious affections a freedom from pain imparts a fearlessness of death, and the danger exceeds the alarm.

CHAPTER III.

ON SYNCOPE.

How appropriately has the physician, how justly has the public voice named this disease "the quick destroyer!" For what can be more powerful or more rapidly fatal than syncope? What other name could be more expressive to describe its effects? What part is more important than the heart in its influence on life and death? And there is no improbability in syncope being a disease of the heart or an injury to the power of life which resides in it, such is its destructive rapidity, and such its form; for the disorder being inimical to the human constitution, consists in a loosing of the bonds of vitality, on which when the disease has once laid its fangs, it quits not its hold until it consigns the body to dissolution. And in what consists the wonder? there are other special and important diseases in parts where they are implanted and to which they appertain: thus pestilential buboes are a

disease peculiar to the groin, and are exceedingly malignant, while they occur in no other spot; convulsion is a disease peculiar to the tendons, epilepsy to the head, and in the same way syncope is a disease of the heart and life. They who think this is a disease of the stomach because the heart's power is restored and the disorder repelled by food and wine, and in some cases even by cold water, might, in my opinion, as justly suppose that phrensy was a disease of the hair of the head and of the skin, because the frantic are relieved by shaving and cold affusion; the truth is, the stomach is an important neighbour to the heart, from which the latter derives what is useful or noxious to it: and as it is the heart that draws in the air through the lung in respiration, (for respiration does not equally originate with the lung, for no such faculty exists in this organ, but in the spot where the sources of life and strength are,) so the stomach is neither the source nor the seat of life, for a person may suffer through its atony, and food that is noxious to the heart, will not hurt the stomach but through its medium the heart: they too, who die of this disorder, show signs of an affection of the heart, which is indicated by the small feeble pulse, by the throbs, and violent palpitation, by dizziness, fainting, torpor, giving way of the limbs, profuse and colliquative sweat, want of sensation in the whole frame, and speechlessness. How can these be affections of the stomach? The affections peculiar to it are nausea, vomiting, hiccough, simple or acid eructations,

whilst in those who labour under disease of the heart, the power of perception is sharpened, so that they can see and hear better than before ; they have a higher intelligence and a clearer mind, and this not merely as to present events, but as to future ones ; they become truly prophetic : these are certainly not the properties of the stomach but of the heart, in which both soul and vital power reside, of which principles this is an affection.

This disorder is a dissolution of the natural tone from cold and moisture, for the sufferers are devoid of heat within and without, and are free from thirst ; their breath is cold, although it is from violent and burning fever that syncope originates : for when the vital power is in a state of health and full vigour, it rules all parts, directs the fluids and the solids, and by properly ordering and adjusting them, presides over human life : but when the bond of the vital power which is its tone is loosed, disease begins, and its precursor is ardent fever, which we now proceed to describe.

CHAPTER IV.

ON CAUSOS OR ARDENT FEVER.

HERE we have a sharp and subtle heat all through the body, especially in the internal parts; the breath hot as if it were on fire, large draughts of air are inhaled; there is a violent longing for cold water, the tongue dry, lips and skin parched, extremities cold, urine deeply tinged with bile, watchfulness, pulse frequent, small and languid, eyes brilliant, sparkling, and very red, face high coloured.

If the disease run very high, all the symptoms are aggravated and more fearful; the pulse becomes very small and rapid; the heat excessively parching and pungent, the mind wanders and forgets every thing, the patient is assailed with thirst and a violent desire to touch anything cold, as the wall, bed clothes, pavement, or any wet substance; the hands are cold, though their palms are burning hot; nails livid, respiration hurried, with a clammy sweat on the forehead and about the neck.

When the constitution has reached the extreme of dryness and heat, heat becomes changed to cold, and drought to moisture; for when matters are carried to an extreme, they run into the very opposite

state; and when the bonds of the constitution are loosed, we have syncope: then perspiration is profuse on every part of the body, the respiration cold, with a copious moisture about the nostrils, the patients are parched with thirst; for when all other parts are dried up, so are especially the organs that produce thirst, the *œsophagus* and mouth; the urine is thin and pellucid, the bowels usually constipated, but sometimes there are scanty bilious dejections: there is a copious moisture; the very bones flow away in a state of solution, and the course of every thing is as in a river, to the surface. The mind is serene, every sense clear, the understanding subtle, the judgment prophetic, for the patients see, in the first place, that their end is approaching, and then they predict to the bystanders coming events. Sometimes people think them talking deliriously; but when their predictions come to pass, are amazed. Some hold converse with the dead, whom they alone perceive as present, from a subtle and fine perception, or perhaps from a prescient spirit which announces to them the men in whose company they will shortly be; for though previously in the thick of humours and darkness, the disease having drawn them out and cleared the mist from their eyes, they describe these airy visions, and with a spirit unencumbered, become infallibly prophetic. They who have arrived at this pitch of subtlety of the humours and understanding, rarely recover, for the vital power is already melting into air.

CHAPTER V.

ON CHOLERA.

CHOLERA is a retrograde motion of the material of the whole frame into the œsophagus, stomach, and intestines, and is a very severe disorder. What is accumulated in the œsophagus runs off by vomiting, while what is in the stomach and intestines passes below. The first discharges that are thrown off by sickness have a watery look, while those by stool are fluid, stercoraceous, and offensive. This disease is caused by continued crudities, which, when they are washed out, are followed first by slimy, then by bilious evacuations: the first are readily brought away without pain. Afterwards there is tightness in the œsophagus and griping in the belly.

If the disorder get worse, the gripings become severer, fainting supervenes, the limbs refuse their support, there is anxiety, and loathing of food; or if any be taken, it is attended with the vomiting of bile of an exceedingly yellow colour, which comes away with a gush and nausea; the stools have the same appearance, while spasms and cramps arise in the calves of the legs and in the arms; the fingers become bent; dizziness and hiccough come on; the nails are

livid, with a sense of great cold at the extremities and general shivering.

If the disorder be near its close, the patient becomes bathed in sweat; black bile is discharged upwards and by stool, while, from the bladder being spasmodically contracted, the urine does not pass away, and is not even secreted, from the fluids being diverted to the intestines. Speech is lost, pulse very small and frequent, as in syncope; the efforts to vomit are incessant and ineffectual; there is constant desire to go to stool, with tenesmus, but the effort is unavailing, and no liquid flows. Death is very painful and rapid, accompanied with spasm, choking, and retching.

Summer is the time for this disease, and then the autumn; the spring brings it less frequently, the winter least of all. The periods of life liable to it are youth and manhood; old age is less so than any other time of life. Children are more liable to it, but it does not prove deadly.

CHAPTER VI.

ON ILEUS.

THERE is an inflammation which arises in the bowels, which brings on a pain that is destructive of life, for many perish from the violence of the griping. A cold sluggish flatus is engendered, that cannot easily pass up or down, but remains involved in the small folds of the superior intestines, and hence the disease is called "Ileus." If, added to the griping, there be a soddening and softening of the bowels, and the lower part of the belly be very prominent, the affection is "Chordapsos," for the term "Epsēsis" has the same meaning as "Malthaxis," (*i. e.* a soddening or softening), and "Chordē" is an epithet for the bowels, for formerly the mesentery, which consists of the central nerves, vessels, and suspensory membranes of the bowels, was called "Epichordis."

The cause of "Ileus" is the continued corruption of a quantity of various unusual sorts of food, and of one crudity following another, especially on those causes that are liable to produce griping, such as the ink of the cuttle-fish. It may be looked for after a blow, cold, the greedy or profuse drinking of cold water when in a state of perspiration, and in those

persons who have had a prolapsus of the intestine loaded with fæces into the scrotum, and where it has not been returned into the abdomen, but been violently squeezed; in such persons usually the lower bowels become inflamed. It is an affection common to children who are often subject to indigestion, but they escape without injury, principally from it being habitual to them, and the moist state of their bowels, which are in a lubricated state. Old persons are not often affected, when they are, they seldom recover. This disease occurs more frequently in the summer than in the spring time, and in the autumn more than in winter, but in the summer much the most to both classes.

Many perish suddenly from the griping; in other cases pus collects, the intestines turn black, putrify, slough off, and death follows; but if the ileus be of a milder form, there is a shifting pain, a collection of watery fluid in the stomach, faintness, languor, with abortive eructations producing no relief, the abdomen rumbling with flatus, which passes as far as the anus, but does not escape.

If the Ileus be general, every thing is carried upwards, wind, phlegm, and bile, which the patients keep vomiting; they become very pale and cold all over, the pain is great, the respiration laboured, attended with parching thirst.

Just before death there is cold sweat, a difficulty in making water, the anus obstructed, so that even a small probe cannot be passed; there is stercoraceous

vomiting, utterance lost; the pulse, which was previously weak and small, before death becomes thready, rapid, and intermitting. Such are the symptoms that occur in the small intestines.

The same affection occurs in the colon; the symptoms are alike, and the form of disease the same. Some persons get better if pus be formed there, which arises from the thick and fleshy nature of the bowels. In the small intestines the pain is subtle and acute, while there is in the colon much fluid and weight, and the pain sometimes darts through it to the ribs, so as to give the semblance of pleurisy (it is accompanied too with fever). Sometimes it shoots to either side so as to seem as if the pain was in the liver or spleen, and sometimes into the flank, for the colon is very bulky, and forms convolutions throughout its whole extent. In some cases the pain fixes itself in the os sacrum, the thighs, and the cremaster muscles of the testicles. In affections of the colon there are frequent retchings; what is vomited is thin, tinged with bile, and of an oily look. The danger is the less in this disease, inasmuch as the colon is more fleshy, thicker, and more capable of resisting injury than the small intestines.

CHAPTER VII.

ON ACUTE AFFECTIONS OF THE LIVER.

ALTHOUGH in disease of the liver death is not more rapid than in that of the heart, it is much more painful ; for the liver is as to its greater part a concretion of blood, and if any fatal disease attack its portæ, death ensues no less speedily than in affection of the heart ; for the parts here are a tissue of membranes, nerves (which though small are important), and large veins ; indeed some philosophers have declared that the love of life is situated in this spot. Hemorrhage from it is much greater than in any other viscera, for the liver is a mass of veins as it were, rooted together, in which (as is the case in all important organs), no very great inflammation of long continuance ever can arise, for the patients die before it could be established ; but slighter ones are of frequent occurrence, and hence though the patients do not die directly, they are for a long time ill, for this viscus never stops or tarries in its office of making blood.

If inflammation arise near the heart, or below the diaphragm to which parts the blood sent hence is distributed, from a more serious cause, like a blow, the continued bad influence of much unwholesome food,

surfeit from wine, or from violent cold, especially if inflammation arise in the portæ, death very quickly ensues. A feeling of deep seated heat is experienced, uneasy and gnawing; the pulse is sluggish; there is a sensation of pain of all sorts and kinds; sometimes it attacks the right side so as to feel like the piercing of a dart; sometimes it is twisting; at another time it is heavy, very heavy, and is attended with languor and loss of voice; there is a feeling of dragging about the diaphragm and pleura, for the liver is suspended from them like a weight, and this causes a violent pain in the clavicular region; there is scarcely a cough, but an inclination to cough: if there should be one it is dry. The breathing is laboured, for the diaphragm which assists in the collapse and distension of the lung does not give its aid: the patients become of a dirty green or leaden hue, loathe their food, or if they eat, are troubled with flatus in the hypocondria, and have foetid sour eructations, tasting of bile, accompanied with shivering and nausea; the bowels are generally relaxed, with scanty bilious and slimy stools. These affections have always their exacerbations. There is no great aberration of mind, but the patients are absent and stupified; great lassitude, cold extremities, trembling and chilliness, spasmodic hiccough, jaundice, and general suffusion of the body with bile, are the attendants. If jaundice appear before the end of the week, it carries very many off.

Those who do not either by hemorrhage or profuse alvine discharges of copious bilious dejections, or a

large quantity of clear urine avert the mischief, become affected at the end of three weeks with hepatic abscess, or if they escape longer without abscess, the disease ends in incurable dropsy; there is thirst though the patients drink little; the body is dry, and lean; there is longing for sour substances, but no taste. Autumn engenders this disease, from the indigestion that attends on eating the varied produce of this season: adults are most liable to it.

CHAPTER VIII.

ON ACUTE AFFECTIONS OF THE VENA CAVA.

A BROAD central vein shoots from the portæ of the liver to its extremity, which after splitting into many fine divisions, finally spreads through all its substance into branches that are at last become invisible, and the terminations of another set of veins anastomose with their extremities, which at first small and numerous become larger and fewer, and at last unite in the middle of the liver so as to form one large vessel. At this spot it divides into two branches which proceed across the gland, the one having traversed its principal lobe, makes its appearance on its convex border, and then perforating the diaphragm joins the

heart, this is called the "Vena Cava." The other after passing underneath the fifth lobe to its convex edge goes to the spine, and from this spot extends along it as far as the Ischia; this vein is also called "Cava," having the same name, for it is in fact one and the same vessel, and has its origin from the liver, and a probe might be passed either from the superior cava in the heart to that vessel which lies beside the spine, or from the one beside the spine through the liver to the heart, for its course is identical.

This is the vein which I think is affected in acute and violent disease; for it is all one, though there are other physicians who conceive that it is the vein only that lies along the spine that is affected, because the symptoms are not evident in the vein that goes to the heart, but as this extends and adheres to no other part within the thorax, but is raised above the surface of the diaphragm till it joins this organ, if any serious disease did attack it, it would be masked from the thorax surrounding it.

Dilatations happen in this vein, which if they burst are attended with a hemorrhage that proves rapidly fatal, the effused blood being discharged upwards through the lung and trachea if the rupture occur in the thorax, while if it be near the origin of the vessel the blood is discharged into the abdomen, and surrounds the bowels which float in it, and before what is effused can make its appearance downwards, the patients die, for the abdomen is filled with blood.

If inflammation arise in this vein it proves rapidly

fatal, especially if it be violent; it is attended with a sharp and gnawing sense of heat pent up in both cavities (thorax and abdomen), superficially it is slight, so that to the touch there seems but little heat while the patient thinks himself on fire; the pulse is small, very rapid, as if compressed and driven along; the extremities are cold, the thirst is violent, the mouth parched, the face red, at times, pale; there is a sort of redness over the body; the hypocondria are hard and contracted; pain chiefly on the right side, with a constant fluttering of the vessel which extends as far as the flank; in some cases this occurs in the artery near the spine which is indicated by the pulsations in the other hypocondrium, for lying to the left of the vein it becomes affected from sympathy, affording no relief to any part of the body, not even softening the skin, which is dry, wrinkled, and rough, especially in the projecting bony parts such as the elbow, knees, or knuckles; the sleep is broken, in some cases, no stools are passed, while in others they are small, irritating, and bilious; the urine is yellow and scalding. The patients are not positively delirious, but stupid; they keep wasting away: whoever saw the disease at this time would call it *causos* (ardent fever), and the phenomena are certainly allied to those of fever, it occurs too in the autumn, which is the most fatal time for adults and young people, whose bodies are enfeebled from bad living and hard work. Death generally takes place in a fortnight, when the

disease is protracted, in a month. They who have the inflammation slight in the first instance, or its intensity speedily abating, may escape death indeed, but are not released from the disorder, for they are long ill of fever; the dangerous symptoms subside, such as the pain and tension of the hypocondria, the bad pulse, and torpor of the mind, but still the patients are languid, listless, and anxious: fever and thirst succeed, the tongue and mouth are parched; they draw in deep inspirations, copiously quaffing as it were the air, running after it, and getting all they can to cool themselves, they often greedily swallow a quantity of cold water, which relieves them for a short time; then again they become inflamed with thirst, drink to satiety, and so the disease goes on; and here, as in other ardent fevers, the good physician may safely give cold water in abundance, but especially to those who are attacked with fever from disease of the cava: and if what is drunk passes off by the bowels or bladder, there is no need to produce vomiting; but if it do not, after much cold water has been taken, you must do so; for a man would burst if he drank to such an extent, and nothing passed away either by perspiration, urine, or stool.

CHAPTER IX.

ON ACUTE AFFECTIONS OF THE KIDNEYS.

THE kidneys, even under acute attacks, have little influence on the general state of the body in indicating danger : they are glandular in their nature, and liable to destructive disease ; their office is an important one, being for the secretion and elimination of urine from the blood.

Either a stone, an attack of inflammation, a clot of blood, or something of this sort may cause a stoppage, and though no general disease be evident in the body from its suffering, yet the suppression of urine will produce all sorts of mischief. It is attended with a sharp sense of heat, a languor, a heavy pain in the loins near the spine, a remarkable distension of the parts in the hypocondriac region, the suppression of urine is not complete ; for it is voided in drops, but there is an inclination to pass a great deal, from a feeling of fulness ; when it becomes sharp and scalding the disease is attended with shivering, trembling, spasms, distension, and the same sense of fulness in the hypocondriac regions as occurs and is felt in abdominal flatulency from taking a quantity of bad food ; the pulse at first is not frequent

but sluggish; if the malady increase it becomes small, quick, hurried, and irregular; the sleep is light, painful, and broken, and the patients will start suddenly up as though somebody had pricked them, and then fall into a heavy sleep as if from fatigue; there is no great mental aberration, but they are inclined to wander, their look is livid when the desire to pass their urine returns, it is expelled in small quantities, with spasm and great pain, and drop by drop, the pain afterwards slightly remits, and then returns. They who die, perish the soonest from whom nothing passes, for many will recover from the stone going through the ureters into the bladder, or from an inflammation, that produces suppuration, or subsides quickly; for if it abate but a little, so that the urine can come away, they escape death, though they waste away for a long time. They who suffer under these attacks are still able to go about, but keep wasting away: the seasons, places, and times of life which produce affections of the Vena Cava, give rise to this complaint.

Sometimes hemorrhage breaks out in a gush from the kidneys and flows incessantly for many days; persons so affected do not die from hemorrhage but from the inflammation that is consequent on the retention of the blood, which usually proves fatal from its violence.

CHAPTER X.

ON ACUTE DISEASES OF THE BLADDER.

ACUTE disease of the bladder is attended with danger, even when it occurs sympathetically, while if it arise idiopathically, it is much more serious and fatal ; for it exerts a most powerful and sympathetic influence on all parts, as well as the nerves and mind. The bladder is a cold, white sort of tendinous substance, removed as far as possible from the natural heat and very near the external cold, situate at the very lowest part of the abdomen, and as far as may be from the thorax. It serves, however, the important office of evacuating the urine.

If merely a stoppage occur from calculi, clots of blood, or any accident that arises in or out of this viscus, it is highly dangerous. In the case of women, it is subject to pressure in inflammation of the uterus, and in man, from the long portion of the end of the rectum : as well as frequently to inordinate fulness from the constraint of modesty in society and convivial meetings, when from becoming distended, it loses the power of contraction, and expelling its contents. When the urine is stopped, the parts above become filled, the kidneys and ureters distended with the feeling of a heavy pain in the loins, and with convulsions,

tremor, shivering, and delirium. If, in addition, the bladder be affected with ulceration or inflammation much mischief follows: the destructive effect of ulceration, however, is much the most rapid; but ulceration, abscess, suppuration, and any affections that are not acute, will be described under chronic disease. I shall now merely speak of those that prove fatal within fourteen days, a little more or less, such as inflammation, clots of blood, or stone, falling into the neck of this viscus. On such an accident the urine is suppressed, the epigastrium becomes swollen, a sharp pain is felt through the whole of the belly, the bladder becomes distended: on the tenth day, cold sweats come on; vomiting of pituitous, followed by bilious matter; the whole body becomes cold, especially the feet. If the disorder get much worse, fever sets in, accompanied with hiccough, a frequent, small, and irregular pulse, the face becomes red, general distress, delirium, and convulsions follow. Inflammation of the bladder usually arises from the taking of poisonous substances, such as cantharides or the buprestis, in which case the whole belly is violently affected, all the symptoms are aggravated, and death soon follows.

Sometimes hemorrhage occurs from the bladder. In this case the blood is thin and fluid; it rarely proves fatal, although it is not easily stopped: the danger arises from clots and inflammation, for the coldness, mortification, gangrene, and such like mischief that follow this accident, soon prove fatal.

These are diseases of winter and autumn, of manhood, and still more so of old age. At other seasons and periods of life they do not occur so constantly, and 'prove less fatal. Children are safer than any other class of persons.

CHAPTER XI.

ON HYSTERICAL SUFFOCATION.

IN the middle of the ilia in women lies the womb, a viscus specially appertaining to the female, and almost endowed with life, for it moves spontaneously here and there, sometimes aloft toward the cartilage of the sternum, or obliquely toward the right or left, the liver or spleen, and then again goes to the very bottom of the abdomen, and, in short, it is nowhere stationary: it delighteth too in sweet odours, draweth nigh unto them, while it is annoyed with offensive ones and shuns them, and the womb in the female is altogether like one animal within another.

If it be on a sudden carried aloft and stop there long, and the viscera be forcibly pressed out of their place, the woman has the same sense of choking as epileptics have but without their spasms; for the liver, midriff, lungs, and heart suddenly compressed through want of room, seem to cause loss of breath

and voice; the carotids too are compressed through sympathy with the heart, and this give rise to headache, loss of sensation, and fresh feeling of stupor.

There is an analogous affection in females attended with suffocation and loss of voice, which does not arise from the womb, for it occurs to men as well, after the manner of catalepsy. In those affections that arise from the womb, the smelling at disagreeable substances, and the application of sweet scented ones to the private parts affords relief, whereas in the other form they are of no use: the limbs too in hysteria move, which they do not do in the other case. Idiopathic tremors may attack the womb, as well as others that are not so; but then the latter arise from the administration of medicines to procure abortion, the application of violent cold, the stoppage of a profuse hemorrhage, and things of a like nature.

When the woman begins to feel affected from the motion of the womb upwards, there is a disinclination to the pursuit of business, a languor, an atony, a weakness in the knees, a dizziness, a general relaxation of the limbs, a pain and sense of weight in the head; she feels too a pain in the veins placed on either side of the nose.

When she is about to fall, she experiences a gnawing sensation at the precordia, an emptiness in the iliac regions near where the womb is placed; the pulse flags, becomes irregular, intermits, a violent feeling of suffocation follows, with loss of speech and perception; the respiration becomes indistinct and

scarcely perceptible, and death comes on most rapidly and is hardly credited ; for there is nothing like a corpse about her, but her hue is lifelike, nay, she seems rather ruddier in death. The eyes are slightly prominent, full of lustre, scarcely to be termed fixed or distorted.

If the womb shifts back into its place before the disorder reach its extreme point, she escapes suffocation ; the bowels rumble, the urine is discharged, the respiration becomes stronger and more distinct, and resuscitation after this attack is as rapid as death is in those who die of it ; for though the womb easily ascends aloft, it as readily returns from thence ; for it is a floating body, and the membranes that support it are moist, and the spot where it is placed is wet, and it respectively avoids or pursues what is unpleasant or pleasant ; hence it readily moves to each side like the poop of a vessel and floats up and down, and thus the young are liable to this disease while the old are but little so, for their age, mode of life, and imagination is volatile, and their womb does not keep fixed, while inasmuch as they are older, the time and mode of life, judgment, and the womb become steady. This species of choking is confined to females.

The womb is liable, however, to the same diseases as attack men, such as inflammation and hemorrhage, and the symptoms that attend them are the same ; fever, asphyxia, and loss of speech. In hemorrhage, however, death is the quickest, for it is like cutting an animal's throat.

CHAPTER XII.

ON SATYRIASIS.

WE find the Satyrs, priests of Bacchus, in paintings and ornaments with an erect phallus, the mystic symbol ; and the disease, Satyriasis, derives its name from this mystic show, for the patient is constantly in a like condition.

The lust for sexual intercourse is ungovernable, and is unappeased even after many continuous gratifications. The disease is attended with spasm, tension of the nerves and tendons both of the glands, of the groin, and perinæum, accompanied by inflammation and pain in the genitals ; the face is red, and bedewed with perspiration. The patient goes about wrapped in silence and sorrow, cast down as it were in affliction at the calamity ; if the disorder subdue too the man's sense of shame, he cannot bridle his filthy tongue, he is unable to control his lustful acts though in public ; raving with his obscene imagination, he cannot contain himself ; tormented with thirst, he vomits much phlegm, and the foam sits on his lips as in the lascivious goat, and he has a smell like this animal. After long retention, the urine flows away ; but it is white, thick, and like semen. The bowels become relaxed, the sides and arm pits are constantly itching ; he is liable to convulsions, either loathes his food, or snatches it violently and voraciously.

If the malady prove fatal, the patient is disturbed with flatus, the abdomen becomes distended, all the muscles and tendons are tense, motion is difficult, attended with cramps in the limbs, and a small weak irregular pulse.

Sometimes the bowels are violently disturbed, and put an end to all the symptoms by the discharge of a copious tenacious bilious matter, and sometimes vomiting relieves the patient. The disease is not cured without danger. The cure consists in deep and long sleep, for much sleep cools, relaxes, and deadens the sensation of the nerves; and this benumbing and cooling cure Satyriasis.

The disease occurs in spring and summer, and principally to lads and youths, especially those whose dispositions are salacious. It is a most severe, as well as a most filthily disgusting disorder; the patient often dies within a week. It is said women have the same affection, and concupiscence, and act in the same way; and I believe that there is in women of moist temperaments, a lasciviousness with effusion of much moisture: this is, however, anything but Satyriasis, for their nature is not adapted to it, for it is cold: and again, a woman has no parts suited to erection like a Satyr, from whom the disease derives its name; so on the other hand, men do not suffer the choking of hysteria, for man has no womb.

BOOK I.

ON THE CAUSES AND SIGNS OF CHRONIC DISEASES.

CHAPTER I.

ON CHRONIC AFFECTIONS.

THE pain in chronic diseases is great, the wasting away tedious, and the cure uncertain, for either such diseases are not thoroughly got rid of, or they recur from a slight inadvertence, and the patients have either not the resolution to persevere to the last, or if they do persevere, they commit some error in the long dieting requisite. If they should be too in a state of suffering, and be obliged to submit to a painful treatment, to thirst, hunger, nauseous medicines, the torture of operations either by incision or cautery, which are necessary in diseases of long standing, they run away from them soliciting, as it were rather death itself, and here we discern the excellence of the practitioner in his patience, his varied and innocent allowance of what is agreeable, and in the consolation he affords. It behoves the patient too to be resolute, and cooperate with the physician against his disorder, for when it has once

laid violently hold of the frame, it not merely quickly wastes and destroys it, but frequently perverts the senses, and deranges the mind from want of power in the body, as we see in mania and melancholy, of which I shall presently speak. I now proceed to describe Chronic Headache.

CHAPTER II.

ON CHRONIC HEADACHE.

IF the head be in slight pain from any incidental cause, which should last even for some days, the disorder is called Kephalgia, but if it endure for a long time, and for many protracted periods, become worse and more difficult to cure, we give it the name of Kephaleia.

There are many varieties of this disease, in some cases the pain is constant, slight, and does not intermit, while in others it returns at a stated period, as in attacks of quotidian fever, in some it lasts from sun-set to noon, when it perfectly ceases, or from noon to evening, or even into the night, and in this case the circuit does not last long, in some the whole head is affected, sometimes merely the right or left side, the forehead or fortanelle, and such attacks shift their place even during the same day.

Occasionally, the right side only or the left is attacked, involving one temple, an ear, or an eyebrow, or the eye as far as its centre, or one half the nose, beyond which the pain does not extend, but remains confined to one half of the head, this is termed *Heterocramia*. It is no mild disease, even though it intermit and seem slight, and when the attack is severe, it produces unseemly and formidable consequences, being followed by spasm and distortion of the face, the eyes become either fixed rigidly like horns, or convulsively rolled in here and there from dizziness accompanied with deep seated pain reaching as far as the coverings of the brain, the patient is bathed in perspiration, and has a sudden pain in the back of the neck as if smitten by the blow of a stick, he has a feeling of nausea, vomits bilious matter, and falls down, and if the disorder get worse, he dies. If it be of a milder character, and do not proceed to a fatal extent, it becomes chronic, attended with great dullness, weight in the head, and uneasiness, and life becomes a burden, the patient contrives to avoid the light, for in this affection darkness gives relief, he can neither bear to see or hear anything pleasant, the sense of smell is vitiated, nothing sweet-scented gives him any pleasure, though he still avoids what is unpleasant, he is weary of life and covets death.

The disease is caused by cold and drought. If the disorder last long and gradually grow worse, Vertigo follows these pains.

CHAPTER III.

ON VERTIGO.

WHEN sight becomes dim, and the head seems to whirl, and the ears ring with a noise like running water, or like the wind rushing among the sails, or have a sound in them like flutes or pipes, or the creaking of a waggon, the disorder is termed vertigo, it is bad as a mere symptom in the head, and bad where it has become from continued headach of itself a chronic disease. If these symptoms do not go away, but the dizziness lasts, and these peculiar feelings become established, without being relieved, the disease vertigo is confirmed. It originates from moisture and cold. If it prove incurable, it gives rise to such disorders as mania, melancholy, and epilepsy, and the symptoms peculiar to each set in. In vertigo however there is a feeling of weight in the head, considerable haziness before the eyes, and dancing specks, (*muscæ volitantes*) the patient knows neither himself nor the bystanders, if the disorder increase, the limbs refuse their support, and he creeps on the ground, nausea comes on, a vomiting of phlegmy, yellow, or black bilious matter. On yellow bile, mania is the attendant, on black, melancholy, on phlegm, epilepsy, such is the course the disorder takes.

CHAPTER IV.

ON EPILEPSY.

EPILEPSY is truly a protean and strange disorder, fierce in its assaults, severe, and destructive, for sometimes a single fit proves fatal, but if the patient bear it through habit he drags on an existence constantly enduring shame, pain, and humiliation; and the malady does not readily leave him but continues during the prime and flowery period of life; it assails the youth and stripling, and if by good fortune it is got rid of as life advances, it takes its departure with the bloom of the season, leaving many children deformed through sheer envy of their beauty, either by withering an arm, distorting the face, or utterly bereaving them of some sense. If the malady be firmly established and have taken deep root, neither the physician nor the vicissitudes of age can induce it to depart, but it attends the sufferer to his grave. It is a disorder too of great pain, attended with spasm and distortion of the limbs and eyes, and sometimes it will make a man maniacal. It is truly painful to witness a fit, its termination is humiliating, for the urine and fæces pass involuntarily.

There is a sort of ignominy too in its character, for it seems to attack those who offend the moon, and

hence the disease is termed "sacred;" or it may be from other reasons either from its magnitude, (for what is great, is sacred) or from the cure not being in the power of man but of God, or from the notion that a demon has entered the patient, or from all put together, that it has been so called.

The phenomena of the acute form have been already described, but if the disease become inveterate, the patients are never thoroughly free from it during the intervals, but are sluggish, dejected, moping, misanthropic, unsociable, not mild in their intercourse, their sleep is troubled, and disturbed with strange dreams, they loathe their food, digestion is bad, they are of a sallow and leaden hue, slow at learning from the obtuseness of their understanding and perception, dull of hearing but troubled with noises and buzzing in the head, their speech indistinct and faltering, arising either from the character of the disease or from the wounds inflicted in its attacks, for they are convulsed and the tongue is variously distorted in the mouth, the disease conveys a notion that they are quite silly. It originates in cold and moisture.

CHAPTER V.

ON MELANCHOLY.

IN acute disease it is a very fatal symptom for black bile to make its appearance upwards, and not a very safe one if it pass downwards, and while chronic affections if it go downwards end in dysentery and pain of the liver; (in the case of females however it may be a purgation instead of their menstrual discharge, if they are not otherwise in danger) so if it pass upwards to the stomach or diaphragm it produces melancholy, giving rise to the vapours, offensive eructations, which have a fishy smell, and flatulent crepitus: it perverts too the understanding, so that formerly those who were so affected were termed both melancholic and vapourish. Some are not troubled with this wind, nor black bile, but with ungovernable rage and the deepest sorrow and dejection, and such are also termed Melancholic, Cholē expressing anger, and Melainē what is very savage, as Homer testifies where he says,

*“When with a gloomy frown
The Monarch started from his shining throne—
Black Choler filled his breast that boil’d with ire,
And from his eye-balls flash’d the living fire.”*

POPE.

The melancholic when likely to die of the disorder are thus affected; free from fever, they become dejected from some particular fancy, and my opinion is that melancholy is the beginning and forms part of mania. In mania the mind is at one time prone to anger while at another it is joyous, but in melancholy all is grief and moodiness; the maniac passes the greater part of life, devoid of common sense, committing grievous and distressing acts; while the melancholy are not uniformly affected, but either suspect poison, flee to solitude from hatred of mankind, take a superstitious turn, or loathe their life, and if it happen that at some period or other they should get the better of this dejection, joy usually takes its place and they become maniacs.

How and where this disease usually arises I shall now describe. In the case of the melancholy the cause exists in the hypocondria and the parts near the diaphragm and the bile passes either up or down. If the head become sympathetically effected, irascibility is turned into laughter and joyousness, during the greater part of life, and the patients become maniacal more through aggravation of the disorder than any pain it occasions.

Dryness is the cause of both diseases. Men become both maniacal and melancholic, and especially those who are young; women too are affected with mania worse than men. They are most liable to it who are approaching, and who have reached man-

hood; the season of summer and autumn gives rise to it, spring brings it to a crisis.

The indications are tolerably obvious, and the commencement of melancholy is shown when the patients are, without any cause, either silent, sad, moody, or unreasonably stupid, and when they become irascible, desponding, troubled in their sleep and start in their dreams.

If the disorder get worse, unwonted terrors assail them, their dreams wear an appearance of frightful and vivid reality, and the very things they would desire to avoid before they were ill, continue to haunt them in their dreams; fickle minded, at one time mean, parsimonious, and avaricious, they shortly become liberal, profuse, and munificent, through no mental excellence, but from the mutability of the disorder, which if it get worse, makes them hate and shun mankind, bewail for no reason whatever, reproach their existence, and covet death. In many cases the mind loses its power of perception, and they become as fools; ignorant of every thing, and oblivious of themselves, they pass a mere animal existence; the habit of body becomes depraved, the hue is a dirty green from the bile not being properly evacuated, but dispersed through the blood and the whole body; they are voracious but lean, for neither sleep, drink nor food strengthens their limbs, for watching dissipates every thing. The bowels are constipated, pass nothing, or if they do, what comes away is dry, round, and floats in black bilious matter, the urine is

scanty and scalding, the patients are suffused with bile, troubled with flatus in the hypocondria, and with foetid eructations which have a strong flavour like salt, followed by a moist acid matter mixed with bile. The pulse is small, sluggish, feeble, and frequent, as from the effect of cold.

There is a story told, that a person so affected who proved incurable, fell in love with a girl, and that when his physicians could do him no good, love cured him; but my belief is he was in love from the very first, and that he was dejected and dispirited, from want of success with the lady, whilst to the public (who were not aware he was in love) he seemed melancholic, but that as soon as he had kindled the flame of love in the fair one, he recovered from his gloom, discarded anger and grief, and joy lighted up from despondency, and he was restored to his senses with Cupid for his doctor.

CHAPTER VI.

ON MANIA.

THE varieties of forms of Mania are infinite, though they are all included under one genus ; it is a complete and permanent distraction of the mind unattended with fever, so that if at any period fever should occur, it would not originate as a necessary appurtenance of mania, but from some incidental cause ; for though wine, in drunkenness, gives rise to inflammation and occasions derangement, and eating some substances, like the mandrake and henbane, may cause madness, yet such effects are by no means to be termed mania ; for as they arise suddenly, so they subside quickly, while, on the contrary, mania remains permanent ; dotage too, the malady incidental to old age, bears no resemblance to mania ; for it is a torpor of the senses, a benumbing of the mind arising from cold, while the cause of mania is hot and dry, and its effects are violent, and while the dotage of old age never goes off, but accompanies the patient to his grave, mania intermits, and ultimately with great care may entirely cease, though the intermission in the case of mania is imperfect if the disease be not cured by proper treatment, or the

beneficial influence of the season ; and several who think themselves well will have a relapse either in the spring, or from some error of diet, or accidental fit of passion.

The most liable to be affected with this disease are they who are naturally irascible, and of a sprightly, active, easy, cheerful, and sportive disposition, as well as those inclined to an opposite temperament, and who are dull, gloomy, slow to learn, and who, though plodding, soon forget what they have learned ; the latter class is more prone to melancholy, while the former is more liable to mania, which is the case too with those who are full and hot blooded, and with those arrived at puberty, and young persons in full vigour ; whilst others, where heat arises from black bile and the constitution has tendency to drought, most readily become melancholy. The habit of living, gluttony, immoderate stuffing, drunkenness, lewdness, and concupiscence will bring it on, and occasionally women will become affected with mania from amenorrhœa, when the uterus exercises a strong influence on their sexual feelings ; some are not so readily affected, but when they are so, become violently deranged : such are the various causes of this disease ; men may also be affected in like manner if any thing cause an obstruction to an habitual excretion of blood, bile, or perspiration.

In the cheerful form of mania the patients are constantly laughing, jesting, dancing by day and night in public, they will crown themselves with chaplets,

and go like victors from a contest ; this variety of mania is not attended with danger to those near them, while others are mad from anger and sometimes tear their clothes, kill their keepers, and lay violent hands on themselves ; this variety is dangerous to those near them. The forms of this disease are infinite ; the ingenious and clever have become astronomers without instruction, self-created philosophers, and poets by inspiration from the Muses, so that even in disease a liberal education has some advantage, whilst the unlettered occupy themselves in carrying weights, moulding clay, and working like carpenters and masons : beset with strange fancies, one man is in constant fear that some oil cruets will fall and crush him, while another will not drink, having a notion that he is a brick, and will be melted by the liquid.

There is a story told of a carpenter, who when at home was a workman clever at measuring, cutting and planing wood, in putting it together, fitting and carefully finishing a building, in transacting business with his employers, in bargaining for and selling his work at a proper price, so that he was thoroughly in his senses at home ; but if he went abroad to market, to bathe, or on any other business, shouldering his tools he went groaning out of the house, and when he got out of sight of his servants and his workshop, became downright mad ; and as soon as he returned, directly came to his senses. Here was a connection between his mind and the place.

The cause of this disorder is in the head and hypo-

condria, which sometimes begin to be affected both at once, or one may disorder the other; but in mania and melancholy, the principal seat of the disease is in the viscera, while for the most part in phrensy it is in the head and senses, and in phrensy the patients have false perceptions and see things as present which are not so, objects being represented to their sight which do not appear to others, whereas the maniacal see only as they ought to see, but do not judge of what they see, as they ought to judge.

When the disease is violent, perception is clear and distinct, the patient, suspicious, irascible, on no pretext whatever, and unreasonably dejected, in these mania turns to settled gloom; where it has the cheerful tendency, they become gay. Some are unreasonably watchful, both sorts have their countenances altered, they are affected with pain, or a sort of weight in the head, the sense of hearing is exceedingly acute, while the understanding is very dull; many are annoyed with a singing and buzzing in the ears like that of pipes or flutes; if the disorder get worse, they become flatulent, affected with nausea, voracious and violent in seizing their food, for they keep awake, and watching creates hunger, they do not become emaciated like valetudinarians, for in this attack they are rather inclined to become stout, although they are pale. If any of the intestines become involved in inflammation, the appetite, pulse, and nutrition, is impaired, the eyes are sunk and do not twinkle; where the tendency is to melancholy, images of a blue

or blackish cast flit before them ; while in mania these phantasms are more inclined to assume a red or scarlet hue, in many cases like the flash of lightning, and the patients feel alarmed as if scathed by the bolt ; in others the eyes are red and bloodshot.

When the disorder is at its height, the patients are subject to lewd dreams, the lust for venery is so uncontrollable, that they are neither ashamed nor hesitate to indulge it openly ; if corrected or rebuked, they kindle into wrath, and become perfectly furious ; some exhibit their madness in one way, some in another, some take to running violently and come back to the same spot without knowing it, some fall to quarrelling with the bystanders, while others keep bawling out and complaining of robbery and violence ; some flee from the society of mankind to a desert spot and live by themselves.

When the disorder begins to abate, its victims are dull, silent, and gloomy, for being rendered aware of the disorder, they feel the burden of the calamity.

THERE IS ANOTHER FORM OF MANIA,

When the patients cut their limbs, through a religious phantasy, to gratify, as they think, their tutelary gods, who require them to do so ; this is the madness of opinion merely, for in other respects they are perfectly sane. They are excited by the music of the flute, and what cheers the mind, by drink, and the plaudits of the bystanders. This is an inspired mad-

ness; when they come to themselves, they are gay, free from care like men initiated into the divine mysteries, but are wan, and lean, and long weak from the pain of their wounds,

CHAPTER VII.

ON PARALYSIS.

APOPLEXY, Paraplegia, Paresis, and Paralysis are all of one genus; for they consist in loss either of the power of motion, of the sense of touch, or of both together, sometimes of the understanding, at others of the rest of the senses. Apoplexy is a paralysis of the whole frame, involving perception, the understanding, and power of motion, and hence the cure of a violent apoplexy is impossible, and that of a mild one not easy. Paraplegia destroys the sense of feeling and power of motion of merely a part of the body, such as an arm or leg; paralysis, on the other hand, usually destroys motion only and the power of action. If the sense of feeling alone be defective (though this is a rare affection) the disease is rather to be termed anaesthesia, than paresis; and when Hippocrates would describe a leg through its whole length as apoplectic, and as it were dead, he means to say that it was useless and incurable, for what constitutes a violent apoplexy in the whole body, in the leg de-

notes paraplegia. The want of power in the bladder to retain its urine is properly Paresis; contraction of the eyelid, or the parts and muscles about the jaws and chin, to either side by spasmodic distortion, is called canine spasm; when the knees refuse their support, temporary torpor, and loss of pulse succeed, and the patient falls down, we call the disorder *Leipothumia*, or fainting.

Parts are sometimes paralysed singly, as an eyebrow, a finger, or a larger member, such as an arm or a leg, and sometimes several together, sometimes the parts on the right side, sometimes those on the left, either separately or all together, and either completely or partially, not merely different parts of the same name and such as are fellows, as the eyes, arms, or legs, but those that are united, such as half the nose, the tongue, as far as the mesian line, one tonsil, half the fauces and gullet, and I think the same thing occurs in the stomach, bowels, and bladder, and to the rectum from its very commencement, (but the internal parts lie hidden and out of sight,) and that their power of action is divided, and hence it seems to me that a moiety of the parts is affected, being cut as it were in two by the disease: this illustrates the difference of power of the right and left sides in health and in the crisis of disease, for they are both liable to the same influence, and the occasion of the disease is alike in both, whether it arise from cold or indigestion; but both do not suffer alike, for the influences of nature are equivalent when she acts on parts

whose powers are equally balanced, which cannot be the case where these are not equipoised. If any part that presides over others below the head be attacked, such as the covering of the spinal cord, continuous parts of the same name become paralysed, thus the right and left sides are involved, as the right or left of the spine happens to be affected. If the attack originate in the head, the left parts become paralysed, when its right side is affected, and in like manner the right becomes so when its left side is attacked, this is caused by the interlacement of the origin of the nerves, for those on the right side do not proceed in a direct line as far as the extremities, but uniting at their origin, each immediately attaches itself to the one opposite, in the manner of our letter X. In short, either the whole body may be paralysed, or parts of it, either on one side or the other.

The nerves from the head are quite differently affected, and are more prone to produce want of sensation, not readily, so to say, causing loss of motion; but if they sympathise with the moter nerves, they do suffer a slight loss of motive power, for they naturally have some in themselves, though in an inferior degree. Sometimes the nerves that pass from one muscle to another, which have the chief motive power impart it to the nerves proceeding from the head; and indeed the latter receive their greatest motive power from this source, having themselves but little; these muscular nerves are more liable to suffer loss of motive power, it is rare for them to be

affected with loss of sensation, indeed it appears they never are so; for if any fasciculus of nerves be destroyed as it proceeds from one bone to another, from being either wounded or ruptured, the parts become powerless and dragged along, but not devoid of feeling.

The following are the forms of paraplegia. Sometimes the limbs become paralytic, in a state of extension, and cannot be made to bend; these members appear very long, sometimes they become curved and cannot be stretched out, and if you forcibly extend them on adapting splints to them, you find them shorter than natural. The pupil of the eye is liable to both these varieties of disease, for it becomes greatly dilated, and the affection is termed *Platucoria*, and sometimes contracted to a very small size which I term *Phthisis*, or *Mudriasis*; the bladder also suffers a paralysis of the functions peculiar to it being either paralysed, in a state of distension, or becoming incontinent, or rolled up as it were in itself when full of urine, and unable to void it.

The causes of palsy are six: they arise from a wound, blow, cold, indigestion, venery, and drunkenness, also from ungovernable mental affections, such as surprize, alarm, and dejection of spirits, add to which in the case of children, sudden fright; unexpected and great joy has also produced paralysis, and even death has ensued from uncontrollable laughter. Such are the primary causes; the ultimate and important one is the chilling of the natural heat,

it happens too from moisture or dryness, and then is more difficult of cure than from the other causes; though from a wound, or division of a nerve, it is incurable. In reference to age, the old are liable to it and are not readily cured, but boys soon recover. As regards seasons, winter is the most liable to produce it, then spring, then autumn, and last of all summer; the habits of body prone to it are those which are unnaturally fat, moist, indolent, and sensual.

That the disorder is established is shown by the loss of motion, want of sensibility of the parts to heat and cold, and when pulled, pricked, or handled; it is rare for the extremities to be so affected; but this freedom from pain does not make the case less likely to get well. These diseases come on suddenly; if they have a protracted form of attack, the symptoms are heaviness in the head, difficulty of motion, torpor, a feeling of cold, and sometimes of more than usual heat, broken sleep, more troubled dreams, when all of a sudden the patients are seized with paralysis.

In canine spasm it is not very usual for all parts of the face to be convulsed, but the left side inclines to the right, or the right to the left, and the chin is usually distorted to one side or the other, as if the jaw was moved from its place, when the articulation is dislocated from gaping widely, and the chin protrudes beyond the upper jaw; the eye of the affected cheek is distorted, and quivers with the lower lid, the upper lid also quivers sometimes with the eyeball,

sometimes by itself, the lips also are stretched each by itself, sometimes both collapse producing stammering, sometimes they are firmly pressed together, and on a sudden become separated, and sputter out the secreted saliva, the tongue becomes convulsed, for this too is made up of muscle and nerves, and it suddenly springs to the roof of the mouth, producing a distinct noise, the uvula also becomes convulsed, and if the mouth be shut, it makes a noise you would not expect, if the mouth be opened, you see it sometimes strongly and quickly in motion, like an oyster, and in this case also it makes a noise: there is in canine spasm a delusion, for it seems to those who look at it, that the unaffected parts are the diseased, for from the tension, the colour, and the greater size of the eye, the affected parts appear the sound, but such opinion is confuted, by the acts of laughing, talking, and closing the lips or eyes, for the affected portions are all convulsed with an audible sound, the lip does not smile, but remains without motion when the patient speaks; the eyelid does not play freely, the eye is fixed, and there is no feeling in the parts when touched, whilst the sound parts speak, wink, feel, and smile.

CHAPTER VIII.

ON PHTHISIS.

WHEN pus forms in the parychema of the lungs after abcess, chronic cough, or the bringing up of blood, and is expectorated, the disease is termed Pyē, or Phthisis, while if the suppuration occur in the thorax or side, and matter be carried upwards through the lungs, it takes the name of Emphyē: when the lungs become ulcerated and eroded by the pus which is effused, it is no longer termed Emphyē, but Phthoē.

The fever is perpetual and seems never to cease, though it is masked during the day by the perspiration and coldness of the body, and it is the peculiar characteristic of Phthoē, for the fever to revive and light up towards night, and to conceal itself in the bowels during the day, though it is still manifested by the languor, loss of power, and wasting of the patient; for if it really did go away, how could he help gaining flesh, strength, and getting relief? for on its return, all the evils are aggravated, the pulse is small and indistinct, there is the same watchfulness, pallor, and other symptoms as attend on fever. The varieties of sputa are infinite, livid, black, or very dark, pale, white, or whitish green, flat or round, hard and tenacious, or thin and soluble; free from smell or offensive; all these varieties does the pus

assume. They who try the sputa, either by fire or water, do not seem to me to understand Phthoē, for the sight is more to be depended on than all the other senses together, not merely in respect to what is brought up, but also with reference to the appearance of the patient, for when any person sees another pale, feeble, constantly coughing and wasting away, he pronounces it a clear case of Phthoē. Those patients too are properly enough termed phthisical, who, though they have no ulcer in the lungs, keep wasting away with lingering fever and a perpetual, hard, short cough, where nothing is expectorated. There is a sense of weight in the thorax, for the lung has lost its tone, an uneasiness, an oppression, disgust of food, chilliness in the evening, with heat again towards morning, and the perspiration which bathes the upper parts as far as the thorax is worse than the heat. The expectorations are of the various sorts I have described.

The voice is hoarse, the neck slightly twisted, elongated, and not easily turned to either side, being as it were somewhat stretched, the fingers are lean, though their joints appear thick, they seem mere bones, so much has the flesh shrunk away, the nails are adunced ; the abdomen is wrinkled and flat, for from loss of flesh it neither preserves its filleting nor rotundity, for the same reason the nails become curved, for the fullness of the finger ends that used to expand and support them, have become, as it were, solid, which causes them to feel painful ; the nose is pointed, the cheeks flushed and prominent, the eyes

are sunken, but sparkle with a liquid lustre, the face is puffy, pale or livid, the thin parts about the jaws stretched on the teeth, the patients wear a ghastly smile, and their whole appearance is of this character, they are emaciated and fleshless, the muscles of their arms are indistinct, with no vestige of breasts, the nipple merely is visible, you may not merely readily count the ribs, but see where they end, for not even are their articulations with the vertebræ well concealed nor where they overlap the sternum; the interval between them is hollow and curved; the hypocondria are sunk and retracted, the epigastrium and flank adhere as it were to the spine. The joints of the leg, hip, and arm become conspicuous, prominent, and devoid of flesh, and the spines of the vertebræ which were originally in a hollow, now project from the wasting of the muscles on each side, the shoulder blades are seen jutting out like birds' wings. If in such a case the bowels become disordered, it is hopeless; if the patients have a tendency to recover, the reverse of these symptoms occur.

The old are constantly affected, and escape less frequently than any; the young are till the prime of life liable to phthisis from bringing up blood, and they do not readily recover: children though constantly liable to be troubled with cough until Phthoë comes on, soon get well. The slender figure, with the breast flat as a board, wing-like scapulæ, prominent throat, fair complexion, and very narrow chest is the subject of this disease; to the production of which, cold and damp situations are favourable.

CHAPTER IX.

ON EMPYEMA.

WHEN purulent abscess occurs in any cavity of the body, either in the region of the thorax or the parts below the diaphragm, the patients are termed empyetic, or apostematous, as the matter is respectively discharged up or down : and in all cases of ulcer within the parietes of the thorax, whether of the lung under attack of Phthoë, the pleura that girds it, or the lower part where the lung adheres to the spine, in short, of any portion of the thorax whatever, the lung forms a passage for the pus ; while below the diaphragm it escapes by the viscera, the liver, spleen, kidneys, or bladder, and in the female by the womb ; I have myself made an incision into an abscess of the colon on the right side, near the liver, when a large quantity of pus escaped, which flowed also several days through the kidneys and bladder, and the patient recovered.

This disease may arise in any spot from a blow, indigestion, cold, or things of a like nature, while, in the thorax it is caused by a cough of long standing, pleurisy, peripneumony, and chronic catarrh, and at times from the translation of an acute disease to some particular part within this cavity.

Occasionally, the secreted humour, which forms a

lodgement in different spots, is inert and deficient in power, at others it is pungently irritating, and produces gangrene. Its varieties are infinite, as I shall presently describe, and it is remarkable how from a membrane so slight and fine, and of such inconsiderable thickness as the pleura, so much pus can flow; for it frequently collects in great abundance: the cause is to be attributed to the excess of blood by which the membrane becomes thickened; from this superabundance, pus forms copiously in the middle of it: if this burrow inwards, the rib bones keep their places, and the other variety of Phthisis naturally occurs, which I have previously described, while if it work outwards, the bones become separated, from the abscess pointing and pushing the ribs aside.

There are some symptoms common to all, some peculiar to each; there is a feeling of weight rather than of pain, for the lung is scarcely sensible to pain; the fever is not well defined, shivering fits come on towards evening, and sweating during the remissions, watchfulness ensues, the feet and fingers swell, and the enlargements alternately appear and subside, the patients are restless, loathe their food, the whole frame becomes emaciated, and if this state last long, a consumptive habit is established, for nature does not discharge her office, there is neither the prior habitual good digestion, nor a sound state of flesh, and the complexion becomes dingy. The breathing, in all cases bad, is peculiarly so when the affection is in the chest, for then the patients have a cough as

long as inflammation continues to distress them, the pain is increased, as well as the rigor, heat, watchfulness, and dyspnœa; the pulse becomes small, sluggish, and feeble, the mind wanders, and the chest feels distended.

When pus is about to form, all these symptoms become aggravated. What is brought up is small in quantity, though the cough is violent, and the straining severe. The first discharge is viscid, tinged with bile, or of a blackish colour like soot, followed by what is somewhat thick and bloody, and just before the abscess bursts, like solid bits of flesh; when it breaks, there is hazard, if the pus be effused all at once, of suffocation, but if it flow gradually, the patient is in no danger. When the pus has a tendency to escape downwards, the upper parts where the abscess is, are in acute pain, the bowels become relaxed, and there is a copious discharge of bloody, viscid matter; after rupture has taken place there is a rush of bloody matter mixed with pieces of flesh, followed by a flow of pus either by the bowels or urine; the most favourable symptom is, when this passes off by the kidneys and bladder.

Whether the pus pass up or down, the appearances it presents are various; pale, white, ash coloured, livid, black, offensive, or free from smell, very thick, or thinnish, smooth and homogeneous, or rough and unequal, and the fleshy matter that floats in it is either round or flat, easy of solution or glutinous. It may be said of pus in general, that what is white,

soft, free from smell, smooth and round, and quickly coughed up or evacuated below, betokens good, while, what is very pale, of a bilious hue, or not of uniform consistency, portends mischief; the livid or black, however, are much worse than the other varieties, for they indicate putridity and eroding ulceration. Attention must be paid to the habit of the patient, and the concomitant symptoms of the disease. If after this excretion, he find himself better, free from fever, digestion return, he become firm in flesh, and of good appetite, if the cough be easy, the pulse and general tone of body good, he is out of danger; while, if there be an accession of fever, and matters get worse, the case is hopeless.

Regard should also be paid to the place where abscess occurs, for when empyema takes place in the sternum, suppuration goes on slowly, for the parts here are cartilaginous, and not fleshy, and such are not readily affected with any great inflammation, but remain for a long time without suppurating, for cartilage is cold in its nature, and its inflammations not dangerous; and although they may waste the body, the process of suppuration is not of long duration, but the spleen, liver, lungs, and diaphragm soon fall into this state, which is highly dangerous and fatal.

CHAPTER X.

ON PULMONARY ABSCESS.

IN those cases of peripneumony, where the inflammation is unattended with any great effusion, the patients do not die; but though they escape the acute form of the attack, they become affected with abscess. I have already described symptoms of impending and perfectly formed abscess in the chapter on empyema. When it is completely established, it does not require the same degree of violence or pain to produce its rupture, or bring up its contents, as is requisite in solid bodies; but they are readily borne upward; for substances of a rare texture are more easily distended than those which are solid; and of such a texture is the lung, being full of holes like a sponge, and not liable to suffer from the effused fluid which passes from one space to another, until it reaches the trachea; there is a ready passage for it, and the pus easily bends and glides along; expiration also impels the breath upwards. The patients usually recover, unless they happen to be choked by the sudden inspiration of the fluid, and the inability of the trachea to admit the air from the quantity of effused pus. Some also die after lingering on, phthisical and empyetic. The pus is white, frothy, mixed with

saliva; occasionally, however, it is cineritious, or nearly black. Sometimes when there is much ulceration, and the abscess deep, part as it were of the bronchi are coughed up, and fragments of the lung itself are expectorated. Hoarse, short-winded, with a gruff voice, the patients have their chests distended, and they seem to want them still more so on account of the effused fluid. The dark parts of the eye glisten, the whites are excessively white and full, the cheeks flushed, the veins on the forehead prominent; it is remarkable in these cases, how much better the general strength is than the condition of the body, and how much the spirits exceed the bodily strength.

CHAPTER XI:

ON ASTHMA.

WHEN the respiration becomes laboured after running, exercise, and every exertion, the affection is called asthma; the disease Orthopnea is also termed Asthma; for they who are attacked by it become asthmatical: it is termed Orthopnea too, because the patient can only breathe freely in an upright posture, for he feels suffocated when he lies down, and the disease takes its name from this impediment to the

breathing, for the patient stands straight up to get his breath, and if he lies down he is in danger of being choked.

The lung is the part affected, and the diaphragm and thorax that are subsidiary to respiration sympathise; if the heart be involved the patient soon dies, for here the principle of life and respiration are situate.

This disease is caused by the refrigeration and humidity of the breath, being made up of a moist, thick, and viscid humour. Women are more liable to be affected than men, for their temperaments are moist and languid. Children more readily recover, for whilst they are growing their power of producing heat is considerable. Men, though they do not so readily fall ill, sooner die. Death does not take place so soon in those cases where the lungs, from the nature of the patient's business, or the use of woollen clothing, retain their warmth and glow, as is the case with lime burners, copper and iron-smiths, and the fire-lighters at the baths.

The symptoms of an impending attack are a sense of weight in the thorax, an indisposition to pursue habitual duties, or indeed any exertion, a shortness of breath after running or going up any ascent: the patients are hoarse, troubled with cough, flatus in the hypochondria, and with remarkable eructations; they are restless, and experience a slight indistinct heat during the night; the nose is pointed, and prepared to imbibe the air.

If the malady get gradually worse, the cheeks become red, the eyes prominent as in strangled persons, the patients snore while awake and still more so during their sleep, the voice is husky and hardly to be heard, they long for an abundance of cold air, and go out of doors, for the whole house is not sufficient for what they require, they keep gasping as they stand, in order to imbibe with avidity all the air they can get, and from the weight of it keep their mouths wide open to have it in large quantities. The face is pale except the cheeks, which are red; the forehead and neck bathed in sweat, there is a constant violent cough, though very little is raised, and that little is cold and something like froth; the neck swells from the inflation of the breath, the hypocondria are retracted, the pulse is small, frequent, and compressed; the legs thin: if these symptoms become very severe, the man is choked like one in Epilepsy.

If it take a favourable turn, the cough becomes less and easier, and brings up more moist and purulent matter; the bowels are disturbed with a copious watery evacuation, there is a large flow of urine which deposits no sediment, the voice becomes louder, sleep refreshing, the hypocondria loose their tightness, and sometimes a pain travels to the back between the scapulæ. The fits are less frequent, and lighter, but still there is some hoarseness. In this way the patients escape death; but during the remissions, though well enough to go about, carry with them the indications of the disorder.

CHAPTER XII.

ON PNEUMODIA.

PNEUMODIA, like asthma, of which it is a species, originates in the lungs, and the attendant symptoms are generally the same, though there is a slight difference ; the dyspnœa, cough, wakefulness, and sense of heat are the same in both, as well as the dislike to food and the general emaciation. This, which is an unseemly malady, is a protracted one, though not usually beyond a year, for if it begin in the autumn the patients die in the spring or summer ; the old, who easily become its victims, dread it, for when seized there needs but a slight turn of the scale to consign them to a death bed. In all cases the breath is nearly stopped, the pulse small, frequent, and indistinct, and the same symptoms are found as in asthma.

In this species, however, the patients keep coughing as though they would bring something up, but they labour in vain, for they raise nothing ; or if through the violence any part of the lung be ruptured, it comes away small, white, round like hail. The thorax is very broad, but not distorted or ulcerated ; and though the lung does not suppurate, it is stuffed as

it were with concrete humours; the intermissions in this disease too are longer. Some are suddenly choked before the disease can have affected the whole body, and occasionally it ends in ascites or anasarca.

CHAPTER XIII.

ON THE LIVER.

THE liver is counterpoised in its formation with the spleen, there being the same number of viscera on the right and left sides, though both in a state of health and disease their powers are unequal; in health this arises from the liver controlling the function of nutrition, for it is as it were a root of veins, and as its power in health was greater, so is its disorder under disease more liable to produce death. In the same proportion then as the liver is of greater moment in a state of health, so is its disease more injurious, for its attacks of inflammation are more rapid and violent, and its suppuration more permanent and destructive: schirrus too is more painful and more rapidly fatal in it than in the spleen. I have before described its inflammation under acute diseases.

When it suppurates, a sharp pain comes on which reaches to the clavicles and top of the shoulder, for the liver which is suspended from the dia-

phragm drags it down by its weight, and the diaphragm pulls down the membrane with which it is connected, and which lines the ribs, and reaches to the clavicle and summit of the shoulder. During suppuration there is a pungent sense of heat accompanied with shivering, a dry and not very frequent cough, the skin is the colour of grass, and when the attack is severe the patients become jaundiced and of a whitish green colour, their sleep is not entirely free from dreams, they are quite sober minded, unless suddenly attacked by delirium from some adventitious cause, when they immediately become themselves again.

A swelling occurs under the breasts and ribs, which is often mistaken for a tumour of the peritoneum; should it however occur under the false ribs, and be painful on pressure, it is the liver which is enlarged, for it is full of humours; but if the pain be not fixed under these bones, it betokens an affection of the peritoneum. The spot is indicated also by the circumference of the swelling, for when you press beyond the periphery of the lobes the hand sinks into the cavity of the epigastrium, whilst induration of the peritoneum is undefined, and the prominence of its boundaries indistinct. If the abscess burrow inwards nature proves the better physician, for the pus will turn into the bowels or towards the bladder, (the passage by the bladder is by far the safer course); should it incline outwards, it is a bad plan not to open it, for under such circumstances the liver becomes eroded from the pus, and death soon follows.

When you decide on opening it, there is a danger of hemorrhage, and of the man dying on the spot, for hemorrhage from the liver is not to be stopped. Whenever an operation is necessary, a cauterizing instrument should be brought to a transparent heat and plunged as far as the pus, for this both cuts and burns. If the patients recover, the pus flows white, soft and smooth, free from smell, and thickish, and in such cases both the fever and formidable symptoms yield, and they get thoroughly well. When the pus is effused into the bowels, there is first an alvine discharge of watery matter, then of what looks like pieces of flesh, followed by the dysenteric fluxes that occur in ulcerations, and sometimes of clotted and grumous blood, and bile which is either yellow, deep coloured, porraceous, or towards the close in fatal cases black.

Should the ulcer remain without suppurating, an offensive and somewhat putrid alvine discharge occurs, the food passes away undigested from want of power in the stomach and bowels, for the liver even when well does not perform any fresh process of digestion. These patients have a burning sense of heat, and fall into a bad state of health, their flesh keeps wasting away, their pulse is small, their breathing laborious, and they soon die. Occasionally, however, both the dysentery and ulcers get well, and the disease turns to dropsy.

When all the symptoms remit, and the bowels discharge a white, smooth, homogeneous pus, free from smell, and the food is digested, a favourable

expectation may be formed of the patient. It is best for it to be discharged with the urine, for this is the safest and least injurious course.

When the liver after inflammation does not suppurate, nor yet the fever subside, the swelling and induration pass into confirmed schirrus. Under such circumstances the pain is not constant, when it occurs it is dull; there is a slight heat, a loathing of food, a relish for bitters, and a dislike of sweets; the patients are chilly, of a sallow, or greenish hue, œdematous about the loins and feet, the face is wrinkled, the bowels constipated, though the stools are frequent, and to crown the mischief dropsy sets in. In this case, if the urine be discharged copiously, thick, and have a turbid sediment, we may hope that the disease will pass off; while, if it be limpid, scanty, and free from sediment, it contributes with the dropsy to aggravate the mischief. When the natural habit returns to its pristine state, and a copious thick fluid matter is discharged into the bowels, the dropsy is cured: but this relief is attended with danger, the patients sometimes dying from the extreme collapse produced by these sudden evacuations, from the same loss of strength as occurs in hemorrhage; but perspiration, when it passes off copiously, affords the safest relief, though the dropsical are not much inclined to perspire.

The causes that give rise to this disease are weakness and protracted illness, especially the wasting that follows dysentery. They also have received the appellation of tabid who die emaciated from ulcerated liver.

CHAPTER XIV.

ON AFFECTION OF THE SPLEEN.

THE Spleen, which is a viscus that does not readily fall into a state of suppuration, is liable to a chronic disorder, called Schirrus. The pain that occurs is not acute, but a large tumour is perceived greater than the natural superficies of the gland; it may be seen swelling over towards the right side, occupying the whole of the interval between this gland and the liver. Hence many are misled to think, that this is not an enlargement of the spleen, but an affection of the peritoneum, which appears to be inflamed, for it is unyielding, and as hard as a stone. Such is usually the state of the spleen in Schirrus, which is accompanied also with a general feeling of uneasiness.

When it suppurates, this tumour is soft to the touch, and yields at its apex, where pus is formed, to the finger, while the part that is free from purulent secretion does not give way. Sometimes it is elevated in the abdomen, being borne away here and there as it may be pushed, while it is still of a small dimension, and has room to float about. Just before

rupture occurs, nausea and uneasiness are peculiarly felt.

During the enlargement the symptoms are generally fever, pain, and shivering; though sometimes the patients are free both from the rigor and pain, and have but a slight feeling of heat. In this manner an abscess in the spleen may sometimes escape notice; for this viscus, even in a state of health, is rare in its texture, and rather dull in its power of sensation. The patients are tumid, dropsical, of a dirty green hue, and very uneasy, their breathing is oppressed, as if by a weight on the chest, so that the malady is very obvious. The abdomen is filled to the very summit by a thick vapour, misty, and fluid as you would think, while still it is not so. There is a frequent desire to cough, but the cough is dry, and little is expectorated. If any thing be discharged from the bowels, it is watery, at first productive of some relief; but if it accrue in larger quantity, it exhausts the patient, though it still relieves him.

When the abscess bursts, the pus does not flow pure and bland, but pale or dark, and sometimes looks like wine lees or livid; and when the abscess is deep, the fluid is black; in which case some of the proper material of the spleen, which is in a state of wasting, escapes. Occasionally, whole portions of this viscus are carried away, for it is naturally easy of solution. If the ulcer does not get well, but remains chronic, the patients loathe their food, become cachectic, bloated, and objects of disgust from being covered all over

with ulcers, especially on the shins. The sores are round, livid, deep, foul and difficult to heal, and thus afflicted, the patients waste away and die.

When the tumour is small and hard, there is no pain, and patients thus afflicted live a long time; but if they are overcome by the disease, dropsy, phthisis, or marasmus, follows of necessity, and this form of death carries them off. Boys and youths are the soonest affected, and first to get well; the old are not so liable to be attacked, but when they are, it is impossible for them to escape: and there are instances of old people having been wasted away by disease of the spleen without knowing it, for even a small tumour soon produces in their case a fatal turn of the scale. Protracted and wasting illness induce this affection, and especially idleness in those young men who allow the body after athletic and gymnastic exercises to fall into a state of indolence. The localities that produce it are marshy spots, and plats of salt and stinking water; and the worst season is the autumn.

CHAPTER XV.

ON ICTERUS OR JAUNDICE.

WHEN bile is diffused through the body from the influence of any viscus, yellow like the yolk of an egg, saffron coloured or dingy green, the affection is termed Icterus. In acute affections it is dangerous, not only proving fatal within a week of its appearance, but carrying off great numbers after that period, though this is not often the case when there has been a complete crisis in the fever, though the disease is not easily shaken off.

It arises not merely, as some physicians think, from the influence of the liver, but also from that of the stomach, spleen, kidneys, and colon. This is what takes place in the liver; where this gland is inflamed, or affected with schirrus, its essential functions remaining unimpaired, it still continues to produce, and its gall cyst to secrete bile; but if the passages that convey this secretion to the intestine be obstructed, the cyst becomes full, the bile regurgitates, mixes with the blood, which travelling through the whole system, carries it every where. A general tinge of bile pervades the whole body, though the fæces are white and argillaceous, for they do not

become stained with bile, not receiving any afflux of this secretion; hence the bowels become constipated, being neither moistened nor stimulated by it, and thus is caused the whitish colour of the fæces.

When Icterus appears from an affection of the spleen, the body becomes of a dirty green colour, for the nutrient material of the spleen is black, and this viscus being as it were the cleanser of black blood, in disease does not receive the existing impurity, nor elaborate it, but it travels to all parts with the blood; hence the reason why patients become of a dirty green colour in splenic jaundice, and the colour of stools darker than usual, for the superfluous nutriment of the spleen is found abundantly in the evacuations.

Icterus arises also from the colon and stomach, when these viscera are disordered in their office of concoction; for concoction takes place in the colon, from whence the nutriment is distributed to the liver. If the liver then receive the nutrient material in a crude state, though it performs its own functions, it omits any that are foreign to it, and disperses the blood distributing it with the imperfect elaboration of the colon, and this want of concoction in the colon is the source of the formation of bile.

Thus we may have jaundice in every viscus; not merely in those which send nutrient matter to the liver, but even in those which receive it from this gland: for nature does not merely distribute the alimentary material through all channels that are

obvious, but to a much greater extent by a halitus which is readily carried to and from every part, and which is conveyed through the solid and compact parts. This vapour becomes coloured with bile, and tinges whatever part of the body it settles in. In the affection of the colon, the fæces are not white, for the liver is not impaired in the formation of bile which it pours into the bowels.

The general habit of the body is, however, the most influential of all causes in producing Icterus, for in this case the disease originates in the whole frame. This is how it happens: there is in every spot a warmth that serves for concoction, and every part produces and secretes some particular humour, which varies in different places, though each part has its appropriate function, the skin secreting the perspiration, the eyes the tears, the joints and nose mucus, the ears cerumen; if then, this warmth be disordered in the office peculiar to each, it turns to a pungent and fiery state, and all the humours turn to bile, for the effects of heat are to produce what is bitter, and tinge the parts with bile; if then, the crudity pass into the blood, this fluid becomes charged with bile, and is dispersed to nourish all parts, and hence the bile makes its appearance everywhere. This affection is a formidable one, the colour frightful to look at, for the patients become of a golden hue, and what may be beautiful in a mineral, is not comely in man. It is needless for me to say whence this disease has its name, except that the eyes of certain

four-footed terrestrial animals, the ferrets (*Ictides*), have a similar appearance.

There are two varieties of this affection, and the colour is changed either to yellow or saffron, inclining to a whitish green cast, or to a livid or black hue, and these varieties are caused by the appearance of the bile: one sort is yellow, thin, transparent, more limpid than the other which inclines to a livid or dark colour, and sometimes seems as deep as saffron, or the yolk of an egg; the other sort is of a darker hue, like the colour of a leek, woad, or black. The varieties that occur in these colours are infinite, and the change results from the heat, and the humour secreted, which is again dependant on the viscus, being in the liver yellow, in the spleen livid; thus when jaundice arises in any viscus, as the liver, the hepatic symptoms are obvious, and if in the spleen, the splenetic ones, and so with respect to all the rest: if none appear, it is an affection of the whole habit. These marks are evident in the whitest parts of the eyes, on the forehead near the temples, and in fair persons their colour even deepens on a slight attack of jaundice.

They who are attacked with black jaundice, are of a dirty green hue, chilly, feeble, powerless, and give way to sloth, are dispirited, annoyed with a sense of offensive smells, have a bitter taste in the mouth, and do not breathe freely. They have a gnawing pain in the bowels, stools porraceous, blackish, dry, and passed with difficulty, the urine high coloured, in-

clining to black, melancholy and dejected, they digest nothing, food is loathsome, and sleep troubled.

In the lighter coloured variety, the colour of the skin is whitish green, the mind more cheerful; though slow at first to take food, the patients are not bad eaters, digestion is better than in the former case. The stools are white, dry, clayey, the urine yellow, pale, or saffron coloured.

In both sorts, the whole body itches, there is a sense of heat about the nostrils, which though slight is irritating, for the bile produces excoriation. What is remarkable is, that the flavour of bitters is not bitter, nor yet do they taste sweet, for the bile which is in the mouth presenting itself to the tongue before the food, perverts the taste, the tongue imbibing the bile, and not tasting the food; the bile too stops upon the tongue during the previous period of fasting, and this organ is from custom not inconvenienced by it. When this secretion is discharged before the flavour of the food is perceived in the empty mouth, bitters will taste bitter, and sweets taste of bile; for the flavour of the bile is the first that presents itself. They are mistaken who think that bitters taste sweet, for this is not the case, but as what rests on the tongue is not embittered by bitters from the nature of the disease, the fancy of sweetness arises, and the same state is produced both by bitter and sweet flavours. It is the bile which so delusively veils these sensations.

Should the disease appear without inflammation of

any viscus, it is usually not dangerous though tedious; but if it become chronic, and any viscus be also inflamed, it generally ends in dropsy and cachexia. Many have died in a state of atrophy without an attack of dropsy. It is a disorder common with young lads, to whom it is not so dangerous. With children it is neither very uncommon, nor quite free from danger.

CHAPTER XVI.

ON CACHEXIA.

CACHEXIA is a representative of all maladies, for all diseases are its offspring. As it, however, possesses, distinct from other noxious influences, much pestilent matter, it becomes a primary disease. A bad habit of body is to a trifling extent common in all maladies, and the numerous symptoms that attend them, are designated by the appropriate names of emaciation, pallor, swelling, and any other incidental affection of the body that may occur. Cachexia is, however, a species of one great disease, and hence its name: for when a man is in high condition, (Euhexia,) he is so in all respects both as to the digestion and distribution of the nutrient material, the source of blood, as well as in every natural function

on which good respiration, firm tone, healthy colour, and his general good health depend ; and when the natural constitution falls into a state of weakness, through depravity of the humours, we have Cachexia, This disease is difficult to cure, and proves very tedious, for it is long engendering, and that not merely from one bodily infirmity, or in one viscus, but by the conversion of all to a bad state. Hence such maladies as result from it, as dropsy, consumption, or marasmus, are never got the better of ; for the sources of cachexia have some affinity to those of marasmus.

The disease consists in a slight dysentery ; in most cases continued, in some occurring with frequent intervals, the appetite is strong, indeed the patients eat abundantly, but the food is transported through the body in a crude state and not properly digested ; for its elaboration in digestion is difficult. The disease may be caused by the suppression of an hæmorrhoidal flux, the failure of any habitual evacuation, by sickness, the omission of accustomed exercise, obstructed perspiration, and habits of indolence after severe toil ; or when any prior habitual evacuation does not return. There is a sense of weight in the body, every now and then the patients turn pale, the abdomen is flatulent, the eyes sunken, and they are drowsy and torpid. When these symptoms are not persistent, they indicate a less violent form of the disease ; while if they remain deeply rooted, and not inclined to leave, they are in-

dications of a severer one. In standing the feet and legs swell, and this is the case with the parts on which the patients rest when they lie down ; if they change their posture, this appearance also shifts accordingly, for the cold humour from its gravity moves its place, for although the heat evaporates the humour, as it does not escape upwards, it flows back again ; the appetite is ravenous, and the patients eat voraciously ; the aliment is distributed more rapidly than it is concocted ; the work of concoction being imperfect, it consists rather of crudities than what is properly elaborated ; it is not concocted either in its passage through the whole body, for the same want of warmth as exists in the abdomen, obtains through the whole frame, and hence the blood neither becomes serviceable nor properly coloured.

When the whole body is filled with crudities, and the appetite for food fails, from the cachexia having spread to the stomach, and the disease come to a head, the patients become swollen, weak, disinclined to every exertion, the bowels very constipated, the dejections are generally deficient in bile, white, rough, and crude ; the body is dry, devoid of perspiration and itches, sleep is never sound, but if the patients lie down they doze, the pulse is indistinct, weak and frequent, becoming very rapid on ever so little exertion ; the respiration is asthmatical ; the temporal veins become prominent from the shrinking of the parts around, and those on the wrist swell from being greatly enlarged ; the blood looks of a dirty green

hue. In the train of these symptoms phthisis or marasmus lead on dropsy in the form of anasarca or ascites, their formation is inevitable.

Old age is the period of life that induces this disease, and the old seldom escape. Children are subject to be attacked, but more readily recover; the full grown are not so soon affected, but they do not so easily get rid of it. No one season may be said to produce it, nor does it take its departure in any one in particular. Engendered by the autumn, it is fostered by the winter, matured by the spring, and proves fatal in the summer.

BOOK II.

ON THE SIGNS OF CHRONIC DISEASES.

CHAPTER I.

ON DROPSY.

DROPSY is a disease disgusting to behold, as well as difficult to be borne; and the very few who escape from it, do so more by good fortune and the instrumentality of the gods than human art; for the gods alone cure all graver maladies. Either disease lurking in some important viscus, induces a general state of cachexia, or a pestilential influence originating in the whole frame, converts the viscera into depraved humours, and both co-operate with one another to produce the mischief; no part remains unimpaired, from which even a slight assistance might be afforded to nature. The cause of the disease is a thick rheum, very like a cold thick mist, or a chill and moist peccant matter, which produces this habit of body. We do not term the fluid which collects in the inferior part of the intestines, dropsy, for the disease does not exist in that place; but it is when the protuberance, the swelling, the general aspect, and the hydropic diathesis accompany the disease, that it is properly called dropsy. Although

occasionally the secreted fluid may escape spontaneously from rupture, or may be effused when an incision is made below the ribs, the patients still remain the subjects of confirmed dropsy. The principal cause of this disease is cachexia.

There are many species of this disease which have received different names. When there is a moist effusion filling the iliac region, which from the inflation gives on percussion a sound like a drum, the disease is called Tympanitis; when the fluid is effused copiously into the peritoneum, and the intestines float in it, we give it the name of Ascites: if neither of these symptoms occur in the iliac regions, but the whole body swells, and is filled with a white, thick, cold, pituitous matter, we call the disease Phlegmasia; and when the flesh wastes to a grumous, watery, and thin humour, the dropsy becomes Anasarca. The nature of every one of these is bad, but their combination is much worse. Sometimes one of those that occur in the iliac regions may accompany one which pervades the whole frame; it is very bad for Tympanitis to be joined with Anasarca; and in reference to those that occur in the iliac regions, Tympanitis is worse than Ascites: with respect to those that attack the whole body, Leucophlegmasia is milder than Anasarca, and it is a favourable circumstance in bad cases for two of the mild forms to exist together; while it is worse if one of the milder forms be united with one of the severer in the same case; but the greatest evil is for two of the severer forms to be thoroughly combined.

The symptoms are very marked, and readily distinguishable by the eye, touch, and ear. In Ascites the ilia are prominent, and the feet swollen; the face, arms, and other parts are emaciated, the testes and prepuce are enlarged, and the whole of the penis is twisted from the inequality of the swelling, and if the hand be laid on the iliac region, the fluid is propelled to another part; when the patient turns to either side, the fluid, as he changes his position, produces a swelling and fluctuation, and the fluctuation may be heard. When you put a finger on any spot the place becomes hollow, and the depression remains in the spot for a long time. Such are the phenomena of dropsy.

Tympanitis, in addition to the tumour which it presents, gives an audible sound; for on percussion by the hand, the epigastrium is resonant, and the air does not shift its place when the patient turns; for air, although the spot that contains it be inclined upwards or downwards, remains equally diffused everywhere. But if the air be changed to vapour and water (if indeed Ascites can arise from Tympanitis,) it shifts its place, and if the conversion be not complete, this is partial fluctuation. In Anasarca and Leucophlegmasia, the iliac regions are not filled, but the face and arms are swollen, and those spots which were empty in the other cases, become full in these. In Leucophlegmasia, a white, cold, and thick pituitous matter is collected, with which the whole body is filled; the face, neck, and arms swell, and the abdomen

increases in thickness from the swelling; the breasts also become protuberant in those young persons who are grown up, and are in the prime of life; while in *Anasarca* the flesh wastes into a sort of sanious humour, and grumous ichor, such as flows away in ulcers of the intestines. A similar humour escapes when the surface is cut after being bruised from the falling of a weight. When both are joined the signs of each are apparent.

In all cases, there is pallor, dyspnœa, cough, and at times a great feeling of sluggishness, an indisposition to exertion, the patients loathe their food, and if they take any, though it be little, and not liable to produce flatus, they still become flatulent, and experience the distension of repletion; they do not perspire, they cannot be even made to do so in the bath; their look is pale and effeminate. In *Anasarca*, the patients have a dingy green hue, their veins are black; and while in *Ascites* and *Tympanitis*, the vessels are obvious, and stand out boldly on the wrists and abdomen, in the case of *Anasarca* and *Phlegmasia* they are concealed by the swelling. There is but little sleep, and that is heavy and dull, the mind is dejected, there is a feeling of penuriousness, and a strong love of life, not arising from buoyant spirits and confident hope, as is the case in fortune's favourites, but from the nature of the disease itself, the cause is not to be explained; but it is very remarkable, for in other diseases that are not altogether fatal, the patients become dispirited, dejected, and long for death, whilst

in these they are sanguine, and cling to life. Thus do diseases give rise to two states the very opposite of each other.

Dropsy sometimes occurs suddenly, from copious cold potations, when under thirst a large quantity of cold water has been drunk, and the fluid has become effused into the peritoneum, whereby the natural heat in the bowels has been chilled, and drops of fluid flow into the flanks, which formerly were evaporated, and carried off by perspiration; the cure of this when it occurs is easier before any of the viscera, or the patient generally be involved. The eating also of flatulent substances, indigestion, and the buprestis have given rise to dropsy.

This is a disease common to both men and women, and to every period of life, except that some are more proclive to particular forms of it; thus boys are liable to Anasarca and Leucophlegmasia, and young people till they are full grown to have dropsy in the iliac regions; the old are liable to all its forms, for their temperature is low, old age being a cold period, but they are not liable to have the fluid in great quantity, hence with them Tympanitis is more common.

All its forms are dangerous, for dropsy is bad in all diseases; Leucophlegmasia, however, is the mildest of them all, for a variety of favourable circumstances may arise; in these cases, a discharge by the skin, or an urinary or alvine evacuation relieves the hydropic diathesis. Tympanitis is a serious complaint, and Anasarca even more so, for in this disease

the physician must change the man entirely, and this is no very easy matter to the gods themselves. Sometimes the patient proves dropsical in a small part of the body, as is the case in the head, in hydrocephalus; or in the lungs merely, the liver, or the spleen, and in the case of females, in the uterus; and this is the safest of all varieties, for when the mouth of this organ relaxes from its close state, if it contain fluid it makes its escape, and if air it is expelled. If the uterus be affected with Anasarca, there is usually general dropsy of the body.

We see another form of dropsy; many small bladders, full of fluid, are effused into the place where Ascites usually exists, and they swim in a quantity of fluid; this disease is indicated when, on perforating the abdomen, you let out a small quantity of fluid, which stops from a vesicle on the inside blocking the outlet, but again flows when the trochar is introduced. This is not a common form, nor is the way obvious how these bladders can escape; some say that the vesicles occasionally pass off by the intestines, I have never yet seen a case of this sort, and therefore shall not speak of it. For supposing they come from the colon or stomach, by what means are they collected? for there is a ready outlet for every thing by stool, and it is incredible that a quantity of water should be collected in the iliac regions, and then discharged by rupture of the intestines; for an intestine is not wounded with impunity, indeed not without great hazard.

CHAPTER II.

ON DIABETES.

DIABETES is a remarkable disorder, and not one very common to man. It consists of a moist and cold wasting of the flesh and limbs into urine, from a cause similar to that of dropsy, the secretion passes in the usual way, by the kidneys and bladder. The patients never cease making water, but the discharge is as incessant as a sluice let off. The disease is chronic in its character, and is slowly engendered, though the patient does not survive long when it is completely established, for the marasmus produced is rapid, and death speedy. Life too is odious and painful, the thirst is ungovernable, and the copious potations are more than equalled by the profuse urinary discharge; for more urine flows away, and it is impossible to put any restraint to the patient's drinking or making water. For if he stop for a very brief period, and leave off drinking, the mouth becomes parched, the body dry; the bowels seem on fire, he is wretched and uneasy, and soon dies, tormented with burning thirst. How indeed could the making of water be stopped, or what sense of modesty is paramount to pain? but if he continue to place a restraint on himself for a short time, the loins,

testicles, and ischia swell, and when he relaxes he discharges a vastly profuse quantity of water, and the swelling subsides, for the superfluity passes by the bladder.

When the malady is established, it is obvious enough; while it is impending, the mouth is dry, the saliva white and frothy, as if from thirst, though as yet there really is no thirst; there is a feeling of weight in the hypochondria, a sensation of heat or cold proceeding from the stomach to the bladder, like the passage of the disease in its progress, at this period rather more than the usual quantity of water is voided, there is thirst, but still no great deal.

When the disorder has increased, a slight though pungent heat fixes itself in the bowels; the abdomen is wrinkled, the veins stand out, the whole body is lean, and then the making water and thirst get more and more violent, and whenever the extremity of the penis becomes sympathetically affected, the patients fall to making water; and it seems to me that the epithet Diabetes has been assigned from the disorder being something like passing of water by a syphon, since the liquid does not remain in the body, but makes use of the patient to escape as it would by a bridge. The sufferers last for some time, though not very long, for they are in pain when they pass their water, and waste away in a fearful manner, and so far from any considerable part of what is drunk finding its way into the system, a large portion of the animal material passes off by the urinary discharge.

It is caused by some of the acute diseases leaving covertly at their crisis, a depraved habit which falls into this species of complaint; and it is to be suspected that the pernicious influence of those diseases which attack the bladder and kidneys contain in themselves the cause of this disorder.

This disease supervenes on an ulcer, from the bite of the Dipsas. The Dipsas is a reptile whose bite kindles the most immoderate thirst, which drink cannot quench, but the patient fills his belly from his insatiate drinking; and when pained and distressed by the distension of the stomach, he for a short time abstains, thirst again assails him, and he drinks greedily. Such is the succession of evils, and drought and drinking unite with each other in persecuting him. Others do not make water, nor does what they drink pass off by any outlet, and so from their insatiable desire for drink, they suddenly burst from the great quantity of the fluid, and distension of the stomach.

CHAPTER III.

ON AFFECTIONS OF THE KIDNEYS.

THE Kidneys are glandular in their structure, but of a ruddy colour, and more like the liver than the breasts and testicles, which are also glands, though of a paler sort. In form they are like the testicles, but broader and more curved; they have small cavities which gradually become narrowed for the filtering of the urine, and, as it were, tendinous channels growing from each of them, something like pipes, which are united below to the sides of the bladder, and the urinary passage is of the same length from each kidney to this viscus.

Many different diseases attack these kidneys and canals; the acute, that are attended with hemorrhage and fever, and destroy life by inflammation, have been previously described; but there are chronic ones which long continue to waste the body, and though they are not fatal, prove incurable, and accompany the patient to his grave; these chronic ones are abscess, ulcer, calculous formations, and hemorrhage; the ulcers arise from the abscess, but those that have lasted long are the most difficult of cure of any that occur to man.

The formation of calculi is the work of time, the

obstructions they cause are attended with great pain, for there is no very ready mode of their escape, added to which, the urine is suppressed. When they are small, they mutually impede each other, but if a large one block up the passage, and this takes place in both kidneys, the patients die in a few days of the retention of urine, and the distension it causes; however, nature has made the pelvis of the kidney oblong, and as large as the ureters, or even a little larger, so that if any calculus enter at the upper part it may find the most ready passage to the bladder. The cause of the calculi becoming elongated, is their being frequently concreted in the ureters, and they are not of the same size throughout, but are thin on the fore part, from the ureters being narrower, and thicker behind from the convergence of the pelvis of the kidney. They originate solely in the kidneys, and in those cases, when there is some heat, they make no permanent stop in the ureters, though the sabulous matter passes off by them, which is both the material which gives rise to the affection, and by which it is indicated; but when a larger one is completely formed and lodged in the renal pelvis, pain occurs in the loins, in the vicinity of the Psoæ muscles, as far as the middle of the ribs, and many are misled to think they have pleurisy; there is a feeling of weight in the hips, a stiffness about the back, and difficulty in stooping, a heavy sort of twisting and rolling pain, for the viscus is serpentine. If there be a superabundance of urine, there is in addition, distension, and a desire

to make water, like what occurs in labour pains: the patients are filled with flatus which they can neither pass up or down, and there is a sharp parching fever. Their tongue is dry, their bowels constipated, they are emaciated, and lose their relish for food; if they take any, it is neither properly concocted or circulated; as the calculus passes into the ureter, a cold shudder comes over them, the sensation of its progress is violently painful; when it reaches the bladder there is a profuse flow of limpid urine, an alvine discharge, the flatus escapes, the stomach is set to rights, eructations occur, and the previous pain ceases; sometimes blood is discharged as well as urine, from the excoriation of the stone; there is a second struggle as the stone passes through the penis, for if it be larger than the urethra, it remains lodged there for a long time, the bladder becomes overfull, and the retention of urine is now more painful, for the ureters are swollen as well.

The transit of crooked calculi is the most painful, for I have seen them bent like a hook, and becoming tuberculated in their passage, and they are generally formed oblong from the shape of the vessel. Some are white, or of a clay colour, especially in the case of boys, some are yellow or saffron-coloured, and generally occur in old men, who are also liable to calculi in the kidneys, whilst boys are more prone to those which originate in the bladder. The causes for this concretion are two-fold. In old people the body is cold, and the blood thick, and cold quickly

causes thick substances to coagulate, which is shown in the natural thermal springs, for as soon as the water cools, it concretes into a tuberculated stone. In the case of boys an abundance of foul matter seethed out from the blood, gives rise to them, for this, as well as heat, proves a source of them. Such is the affection from the formation of calculi.

In some cases there are periodical discharges of blood by the bladder, and the state is like what occurs in hæmorrhoids, and the condition of the body is similar, the patients are wan, sluggish, indisposed to exertion, have neither appetite nor proper digestion. When it is separated, the limbs are languid and relaxed, though the head feels light and clearer. If nothing comes away at the appointed time, headache ensues, the sight becomes dim and cloudy, they seem to whirl round, and hence very many become epileptic, nearly blind, swollen, and dropsical; some become melancholy and paralytic, and the same effects attend the suppression of an habitual hæmorrhoidal discharge. When the blood comes from the kidneys, it is pure, and usually flows from the bladder unmixed with urine. Sometimes it comes in a gush from a rupture of the kidneys, becomes coagulated, and forms a clot in the same way as when effused externally, and produces a formidable suppression of urine.

Chronic ulcers, which are not easily cured, are the consequences of rupture. They are indicated by the membranaceous film, which comes away like a

spider's web, or pus is discharged from the bladder, sometimes pure and free from mixture, at others mixed with urine. Abscesses may be recognized by chilliness and fever coming on towards evening, by pain and itching about the loins. When they burst, there are purulent clotted discharges looking like flesh, and then a discharge of pure pus. Ulcers are irritating, sometimes clean, at others foul, of which the pus is an indication ; the urine is also sometimes offensive, at others free from smell. The spring engenders hæmorrhage and abscess, the winter and autumn calculi. When ulcers follow calculi, the disease is incurable, and rapid wasting and death follow.

CHAPTER IV.

ON AFFECTIONS OF THE BLADDER.

NOT one of the disorders which attack the bladder is of a mild character, for on the one hand, the acute destroy life from inflammation, incision, spasm, and severe fever, and on the other, ulcer, abscess, paralysis, or even a large stone is incurable ; for it is neither to be broken down by lithontriptic potions, or medicine, nor can it be cut with impunity, for you must cut at the same time the thin parts of the bladder, and this either proves destructive the same day, or in the course of a very few carries the patient off with

fever and spasm. Again, if you do not extract it there is retention of urine, and the patient wastes away consumed with pain and fever. If the stone be not very large, the obstruction of urine is even still more frequent, for the calculus readily falls into the neck of the bladder and impedes the escape of the urine, and though less hazardous to cut than smaller ones, still the bladder is cut, and should the patient escape without fatal consequences, still a fistulous disease ensues: and though this may not be dangerous, no gentleman can bear his urine to be perpetually dribbling away whenever he goes about or during sleep; and it is a filthy thing to occur as he walks about. Very small stones are often cut without danger. When the stone is adherent to the bladder it is indicated by the distress, the patients are not free from pain and weight, although there is no difficulty in making water, while if it be not adherent, there is dysuria as well. All calculous formations may be recognized by deposits of sandy particles in the urine; the patients grasp their private parts, for when they make water, if the stone be present, they are seized with pain, they handle and pull their privy member as if they would pull out the stone and bladder together; the anus becomes affected with itching from sympathy, the rectum prolapsed from the violent straining, arising from what seems to be the evacuation of the stone from thence: for the anus and bladder lie in apposition, and the one suffers from the other; hence, in inflammation of the rectum, the

bladder retains its urine, and in acute pain of the bladder the anus does not discharge its contents, although the bowels are not constipated. Such are the sufferings which attend calculus.

Now hæmorrhage, although it does not prove very rapidly fatal, in the course of time sweeps off very many, and the coagula and retention of urine that follow it are as painful and fatal as calculi; for, although, the blood is thin and florid, and not very consistent, still the bladder keeps collecting it for a long time, heats, seethes, and coagulates it, and thus a clot is formed, producing a retention of urine which is very fatal; acute pain, severe fever, and a parched tongue, assail the patients, who die delirious.

When pain follows a wound of these parts, the wound proves fatal; for the ulceration, though it does not at first destroy life, becomes irremediable from fever or inflammation, for the bladder is but of trifling thickness, and like a tendon in its structure, and such parts do not readily granulate or cicatrize; and as the urine abounds in bile, it irritates and frets the ulcer, and so does the natural function of the viscus, for it is distended when full, collapsed when empty, and is affected much in the same way as a joint in extension and flexion, and no ulcer is readily curable in a joint.

The bladder becomes in a purulent state from abscess; the signs of it are the same as in other attacks of inflammation, and there is the same danger if the abscess be accompanied with fever and rigor. If there be a discharge of thick, white, and not offensive pus,

the ulcers are of a mild form. If they spread, the patients pass water which looks like lees, full of mucus, and offensive, and in such cases death soon follows; the urine is irritating, and there is a shooting pain at the end of the penis; every thing produces annoyance, things even of the most opposite nature, both repletion and fasting, rest and motion, using or omitting the bath, food and want of food, sweets and sour; some at one time proving beneficial, at another doing mischief, being never uniform in their effects.

CHAPTER V.

ON SEMINAL WEAKNESS, OR GLEET.

ALTHOUGH a gleet is not a fatal malady, still it is a disagreeable thing, and unpleasant even to hear mentioned. If a feebleness and want of tone pervade the humours and genitals, the semen flows away as through inert parts, nor can it be restrained even during sleep, but whether one slumbers or be awake, the issue goes on, and it flows away unperceived. Women are also affected with this disease, but with them the fluid passes off from irritation of the parts, and with a sense of pleasure from immodest intercourse with men, but men are not in general subject to this irritation; what flows away is thin, cold, co-

lourless, and sterile, for how can a nature that is cold send forth prolific sperm? If the young are the subject of this affection, they of necessity all become old in their habit of body, dull, languid, dispirited, sluggish, stupidly silent, weak, wrinkled, incapable of any exertion, sallow, wan, effeminate; they lose their appetite, feel cold, a sense of weight in their limbs, and torpor in their legs, their strength fails, and they become paralyzed in every effort, and with many the disease goes on to palsy. For how could it be otherwise, than that the power of the nerves should suffer when the generative principle is chilled. For it is this vivifying sperm that makes us men; warm, well-knit, hairy, of strong voice, high mettled, and efficient both to think and to do. Those who are men, illustrate it; but they with whom the vivifying seed does not abide, are wrinkled, weak, with squeaking voices, hairless, beardless, and effeminate: eunuchs are a proof of it. So if any man be continent, he becomes powerful, courageous, and strong as a wild animal. They who are temperate among the athletes afford an instance of this; for they who are by nature superior to some others, become much their inferiors by intemperance; and they who by nature are much inferior from continence become superior, and an animal becomes strong from no other source than the seed. Great is its consequence in regard of health, courage, and procreation; Satyriasis frequently ends in this disorder.

CHAPTER VI.

ON AFFECTIONS OF THE STOMACH.

THE stomach is the source of our feelings of pleasure and sadness, and from the sympathy of the living principle is an all important neighbour of the heart in what relates to strength, cheerfulness, or loss of spirits; this power most peculiarly does the stomach possess, but this is a subject I have elsewhere discussed. The offspring of buoyant feelings are good digestion, plumpness, and healthy colour of the body; while those of sadness are the very reverse, and sometimes dejection, through want of sustenance, for bad appetite occurs in melancholy. When this organ is diseased, there is an aversion to food not merely when taken, but even when the viands are not in sight, and the patients recur to it with nausea, uneasiness, watery eructations, or heartburn, and some also with a flow of saliva and vomiting, and though the body be worn down from emptiness of the stomach, still this pain is more endurable than that of taking food, for when the patients are compelled to eat, their state is much worse; for though there be the pain of hunger in the mouth, mastication is painful, and swallowing still more so, and while

the patients reject that food which is customary and wholesome, they crave what is unwonted ; there is an unnatural change, a general oppression, they shun and detest their food. In these cases there is a fixed pain between the shoulder blades, which is greatly increased after taking and swallowing food ; a feeling of loathing and uneasiness, a dimness of the eyes, a ringing in the ears, a heaviness of the head, a torpor in the limbs which refuse their support, a fluttering of the hypocondria, a fancy that the spine is moving to the legs ; at times, whether standing or lying down, they conceive themselves to be borne here and there, like reeds or trees by a blast of wind.

The patients have gushes of watery fluid into their mouth, and with the bilious there is bile ; the sight is dimmed, they are free from thirst, though after eating they would seem to be dry ; they sleep badly, but are sluggish and drowsy ; they have no certain rest, but are affected like those in coma ; thin, wan, feeble, languid, powerless, inanimate, timid, and inert, suddenly bursting into anger, then sinking into gloominess, they run foul on melancholy.

Surely these affections of the living principle must be from the suffering of the stomach giving in, but men, ignorant of the sympathy of parts in which most formidable diseases arise, have deemed the stomach their origin. But the contact of the heart strongly establishes what I assert, for here resides the principle of all the functions, for it lies amid the

lungs, the centre of which is in close connection with the stomach, and both lie alongside the spine, and from this proximity to the heart, we have heartburn, languor, and melancholy.

There are very many other causes of this disease, the principal is from the effusion of a copious matter from the bowels into the stomach. It is a common affection to those, who are forced to live on meagre and very hard fare; it awaits them who labour after learning, and the toils attendant thereon, and those who, thirsting after godlike knowledge, eat little, watch much, and are solicitous about wise sayings and doings, who despise high living and variety, whose viands are hunger, potations water, and sleep, sleeplessness. To such the bare ground is a soft couch, their worthless garb a flimsy wrapper, their head gear the open sky, their wealth, the enjoyment of a superabundance of transcendant intelligence, which they, through love of learning, esteem as goods.

If they snatch their frugal meal, it is not for satiety, but merely to support existence; there is no indulgence in wine, no mirth, no gadding from place to place or travelling about, they have no care for their persons, they do not even cover their limbs: for from what will not the love of learning seduce a man? from country, parents, kinsmen, from their very selves, even unto death. The body wastes, they become wan, old while yet young, sunk in thoughtful taciturnity, their life is smileless, they are stern and austere, they have depraved appetite, and

from not being used to a varied diet, are soon satisfied with any homely simple fare that may be at hand, they are indifferent to all food, for if they take any thing unusual it annoys them, and then they dislike every thing.

This is a chronic disease of the stomach, but inflammations and defluxions, gastrodynia, pain, are not similarly denominated. Summer induces this malady, at which period the digestion, appetite, and every thing else are defective in power; the time of life liable to it is old age, when independent of disease, the appetite fails, from life drawing to a close.

CHAPTER VII.

ON CÆLIACUS.

THE stomach is a viscus appropriated to digestion, whose functions are always impaired under an attack of diarrhœa, which is a discharge from the bowels of moist undigested food; if this do not arise from some slight cause, and last merely a day or two, but produce a general state of weakness, through want of proper nourishment to the body, the chronic affection Cæliacus is produced, which arises from a want of power in the heat that is subservient to digestion and in the cold state of this viscus. For although the

food be dissolved by the warmth, still this warmth does not digest it nor convert it into proper chyme, but leaves things half done through want of power to finish them. The nutrient material devoid of proper elaboration, is transformed into a bad state, in colour and smell, as well as in consistency, for its colour is white, destitute of bile, offensive, and like mud, and the defective elaboration is what makes it moist and devoid of consistency, it has merely the benefit of the commencement of digestion.

From this affection the patients become flatulent, and have offensive eructations which, when the flatus passes downwards, cause rumbling of the bowels and loud crepitus, with a watery clay-like discharge, and a fancy that fluid is coming away; every now and then there is a heavy and as it were a pricking pain in the belly; the person becomes lean and emaciated, pale, powerless, and quite unequal to transact any of his accustomed business; but even as he goes, he totters, the veins in his temples are prominent, for through want of nutrition properly going on, the temples become sunken, and the veins conspicuous all over the body, for the malady does not merely consist in incomplete concoction, but there is not even a distribution to the general bulk of what has received the commencement of this process, so that I think it is not merely a disease of concoction, but also of digestion or distribution.

As the disease increases it draws material from all parts of the body back into the bowels, and hence

there is a general tabes. The mouth is dry, there is no moisture in the skin, no perspiration, the belly at one time is as hot as an ember, at another as cold as an icicle, and in extreme cases florid, pure, and unmixed blood flows with the excrement, so that you would think the mouth of a vein was opened, for the irritating matter erodes the vessel. It is a tedious malady and one difficult of cure, for if it seem to stop without any obvious reason, it forthwith recurs, reverting on any slight deviation, and then assumes a periodical type.

This disorder is habitual to the old, and more so to women than men. Diarrhœa occurs constantly in children from daily excess in eating, but this is not a permanent visceral disease. The summer engenders it more than other seasons, the autumn next, and a winter that is so exceedingly cold as nearly to extinguish animal heat. From chronic disease, this as well as dysentery and lientery are engendered, it has sometimes been caused by copious drinking of cold water.

CHAPTER VIII.

ON COLIC.

THEY who are attacked with colic sometimes die rapidly with involution and twisting of the intestines. The affection arises from many causes, its symptoms are a sense of weight during fasting, which is peculiarly felt in the part the disease attacks, there is great sluggishness, dullness, loss of appetite, emaciation, disturbed sleep, and a bloated look. If the part of the colon contiguous to the spleen be attacked, the patients are of a dingy green hue, whereas they are whitish green if it be the part near the liver. This arises from the sympathy of the nearest viscera. After the least possible quantity of food, and that not of a description likely to produce flatus, the patients become troubled with wind, which there is an inclination to get rid of, but it does not make its escape; eructations also rise upwards, but these too are imperfect, and if they are forced to escape, the wind that rises is foetid, and the eructations acid. The kidneys and bladder are sympathetically affected with pain and retention of urine, and in such cases one part suffers for another. What is most remarkable, however, is the unexpected pain which attacks

the testicles and cremaster muscles, and many physicians are not aware of this sympathy, for they have even cut out the cremasters as if they were in fault; this was making one part suffer, with a witness, for another.

The results of this disease are abscess and unkindly ulcers, dropsies and consumptions, which prove incurable. The disease originates from cold thick humours, and a quantity of viscid phlegm. It attacks those at manhood and in the prime of life, and is prevalent in cold places and severe winters.

CHAPTER IX.

ON DYSENTERY.

THE superior intestines, as far as the cæcum, which are small and abound in bile, are called Cholades; from this spot the lower ones are thick and fleshy to the termination of the rectum.

Ulcerations occur in the whole of them, and as all these forms of ulcers constitute dysentery, the affections are diverse. For some merely abrade the surface of the intestines, producing only an excoriation, and are not dangerous, though they are much less so, if the lower parts be affected, while deeper ones are not well conditioned. There are other deep ones which are not prominent, but are like glands, eating

away, spreading, and inclined to gangrene, which are fatal; the veins also become eroded, and in such there is more hæmorrhagic oozing. There is another form of ulcers which have thickened edges, are rough, ragged, callous, like what we term knots in wood, which are difficult of cure, from not readily cicatrizing, being more inclined to pass into a state of solution.

There are very many sources of dysentery, the important ones are indigestion, constantly catching cold, the eating of pungent substances like salad, or of onion by itself, or garlick, feeding on stale rancid meat, which is followed by indigestion, taking any unusual drink, and a beverage of must, or brewed liquor, or those things that are used in different places, as a substitute for wine; a blow also, cold, and the taking of cold liquors, give rise to these ulcerations.

The dejections and the general attendants of these ulcers are various in different cases. When they are merely superficial, and from the upper intestines, they are thin, bilious, and devoid of smell, except what is natural to the bowels. From the jejunum they are more copious, yellow, and offensive. Sometimes they are accompanied with food, which, though in a state of solution, is lumpy; sometimes there is an offensive smell when the ulcers are gangrenous, and sometimes merely that of scibulæ; from ulcers in the lower bowels, the discharges are watery, thin, and inodorous; when the ulcers are deeper, the discharges are ichorous, reddish, like wine or water in which meat has been washed, sometimes these ap-

pearances present themselves alone, sometimes with the fæces, and they may either pass out moist, in a state of solution in the surrounding liquid, free from bile and smell, or firm and dry, though slimy from what surrounds them. When the ulcerations are larger and smoother from the upper bowels, the discharges abound in bile, on account of the spot from whence and through which it passes, and they irritate the outlet, for the bile is acrid, and especially, if it proceed from an ulcer, is greasy, and looks like fat. But in the deeper ones, which occur in the lower bowels, the blood is in a thick clot, mixed with pituitous matter, like bits of flesh, not much like fat, but shreds as it were of the intestines, or as if, indeed, whole pieces were intermixed; sometimes they come forth white, thick, slimy, like suet chopped in the surrounding liquid, these come from the rectum; occasionally they are merely slimy, causing itching, small, round, and irritating, producing frequent attempts at evacuation, and an inclination to stool, which is attended with comfort, though what passes is exceedingly small. This is called tenesmus. From the cæcum there are also red and large pieces of flesh discharged, of much larger outline, the ulcers become deep, the blood thick, like lees, and more offensive than in the former cases. When the ulcers spread and corrode, and can not be by any means checked, we have from the upper intestines, in addition to these copious and bilious excretions; yellow, frothy dejections, looking like wine lees, black, of the colour

of woad or leeks, and thicker than the previous ones, offensive, like putrid matter, and the aliment is now less digested, as if it had been greedily masticated. When the lower bowels are corroded, the clots of blood are dark coloured, thick, like pieces of flesh, red, grumous, and sometimes black, of all varieties, intolerably offensive, and the fluid matter is expelled involuntarily; sometimes a long distinct piece comes away, like the sound intestine; those who are ignorant of this feel alarmed about the bowel, but the case stands thus; there are in the bowels, as in the stomach, two coats, and these obliquely overlap each other, should what lies between them be dissolved, the inner coat comes away for its whole length, while the external one remains alone, granulates, and cicatrizes, and the patients get well and remain uninjured, the lower bowel only is thus affected, which is caused by the fleshy structure of its coats. When blood flows from any vessel, it comes away florid or dark coloured, pure, unmixed with food or scibulæ, and a pellicle forms on the surface like a broad spider's web, and it becomes clotted when it gets cold; and the act of excretion does not give the notion of blood, for from the great rush and wind that accompanies it, the patients fancy it greater than is actually the case: sometimes purulent abscess occurs in the colon, and as frequently as other internal ulcers; the symptoms, the pus, and treatment of the ulcers is the same; if the excretions are hard, of fleshy matter, and as it were rubbed up with rough bodies, the abscess is not

of a kindly sort ; sometimes there is a copious flow of water from the colon, like a dysenteric discharge, and this sort of dropsy has saved a vast number : such then, in short, are ulcers in the intestines, and such are their phenomena and excretions as I have described.

I will now describe the symptoms in each affection, whether the ulcers are well or ill conditioned ; to speak generally, whenever there is merely slight abrasion of the upper or lower bowels, the patients are free from fever and pain, and are cured without confinement to their bed, by keeping them variously on spare diet. But when there is ulceration in the upper bowels, there is a gnawing, sharp, twisting pain, as if from a small quantity of heated bile, and now and then, indeed for the most part, suppuration occurs ; digestion is imperfect, but there is no loss of appetite. Ulcers in the lower bowels are much less dangerous than those in the upper, for the former are more fleshy than the latter ; if, however, they become deep, and spread upwards into the superior intestines, acute fevers arise, hiding and obscurely lurking in the viscera, accompanied with great chilliness, dislike of food, and watchfulness, there are offensive eructations, nausea, vomiting, bile, and dizziness, and if there be a copious discharge of bilious matter, there are continual gripings, and exacerbated pains in addition, strength fails, the knees totter, burning fever, thirst, anxiety, a black vomit, parched tongue, small, feeble pulse, and symptoms akin to

those that I have described, as fatal, under the head of malignant ulcers, show themselves, the powers of the heart fail, till the patients swoon, and some never come to again, but are wont thus to perish.

The same formidable symptoms also attend erosions of the lower bowels if the ulcers spread, and the discharge cannot be checked, except that the gripings and pains occur where the ulcers are situate underneath the navel; the forms of the excretions are such as I have described. Where the ulcers are originally small, and are long checked in their spread, new crops succeed, some in a state of quiescence, others cresting to a head like billows in the sea; such is the flood of ulcers; if then nature interpose her assistance, and the physician co-operate with her, their spread is stayed, and there is no fear of death, but the bowels remain hard and tuberculated, and the cure is tedious.

Hemorrhage from the bowels, whether it be from an artery or large vein, produces speedy death, for it is not possible either to introduce the hand and relieve the pain, or make any medicinal application to the ulcer; and if the hemorrhage could be stopped by any medicine, still there would be no certain escape from death, for in some cases a great crust falls and occasions a larger aperture of the vein, whereupon clots form internally, which stop there, and the disease is not to be got the better of; it is, therefore, our business to staunch incipient hemorrhage, and an impending attack is usually pretty clearly indicated, if

it be not altogether obvious. There is anxiety and a sense of uneasiness, a weight in the part that is likely to rupture, and a redness of the face when no rupture has yet occurred; if the vessel be fresh ruptured, it may be usually perfectly stopped, but if this have occurred some time, it is a more difficult and tedious process: such, then, are intestinal ulcers.

They occur in summer, less frequently in the autumn, still less so in the spring, and least of all in the winter. Children and youths are subject to diarrhœa; dysentery occurs to young men in the prime of life; in old age the ulcers are difficult of cure, being slow in cicatrizing, but corroding ones are seldom found in old people, although hemorrhage occurs in advanced life.

CHAPTER X.

ON LIENTERY.

WHEN numerous thick and indurated cicatrices succeed to dysenteric affections and extensive and deep ulcerations of the upper bowels, the food passes from them into the lower ones in a moist state, without the separation of its nutritive principle, for the cicatrix closes the thin portion of the bowel through which this principle passes to be dispersed. Atrophy,

pallor, and atony now seize hold of the patient, and the disease obtains the name of Lientery; this is the name, I repeat, that is applied to the cicatrix of the intestines, for in this case the affection arises from ulceration. Sometimes, however, the intestines have no cicatrix, but habit and a diarrhœal tendency completely establish the affection, and if the natural heat be chilled, it no longer concocts, nor proceeds to distribution, and if it be powerless from weakness, the food escapes every elaboration. Should a sudden and temporary purging occur, but of an ill character, a mere emetic after eating will remove the disease, but if the cause become chronic and fixed, vomiting is of no avail. Chronic disease and a bad habit of body, which may occur without confining a man to his bed, give rise to this disease, and sometimes dropsies fortunately pass into it, a translation from one bad state to another, but still the change is for the better.

CHAPTER XI.

ON UTERINE AFFECTIONS.

THE office of the womb in the female is appropriated to menstruation and child-bearing, but it is conducive to many bad diseases. It is not merely subject to ulcers, inflammation, and fluor, but if it be suddenly borne upwards, quickly produces death. I have elsewhere described the acute disorders to which it is subject, which prove fatal. The chronic ones are two varieties of fluor, indurations, ulcers, some not dangerous, others ill conditioned, and total or partial prolapsus.

Whether the fluor is the red or white is obvious on inspection. In the red the blood is florid, and may present the variety of being either livid or dark, thin or thick, coagulated like clots or pale as water, or like light coloured bile, thick, somewhat thin, or quite a thin and fœtid ichor. In fluor albus the discharge may be like pus, but the true form is like white whey; sometimes clotted blood flows away with the pus. There are many other varieties which differ more or less. Sometimes there is the periodical monthly discharge, but it does not cease at the proper time, the blood is not great in quantity, but it

flows for many days, and stops for a very short time, though it does so completely. The periodical circuit may assume another type, the proper menstruation occurring during the interval (though not usually in great quantity), and the patient be thus affected twice or thrice during the month. Another form is when the flux is not to be checked, and occurs in a small quantity every day, but the whole of what passes during the month is not excessive, for the womb does not close its orifice, but remains open in a state of relaxation, admitting the escape of the fluid; if this flux neither stop nor diminish, the patients die of hemorrhage. It may be known both by the look of the woman, the disturbed sleep, the loss of appetite, the listlessness, the weakness, especially in the red fluor, and the feeling of pain in both sorts; the discharge is foetid, more so at one time than another; the offensive smell is greater in the white fluor when there is much pus or putridity, and in the red when the erosion is in an angry state; but in a word, the black is the worst of all, then the livid, while the pale white and purulent are the most tedious, though least hazardous; of these the pale is the worst, though it is much better if it be mixed with the usual discharge, which is the red and its different varieties. In this respect the habitual ones are the least dangerous, though, in truth, the red are more formidable in elderly women, and the white the least so in young ones.

There is another form of Leucorrhœa, where the

menstrual discharge is white, irritating, and attended with a pleasurable sensation. In such cases there is a provocation of a whitish liquid, thick, and like the seminal discharge; this is what may be termed female gonorrhœa (seminal flux). In this case there is a chilling of the uterus, which cannot contain its humours, and the blood changes to a white colour, because it does not receive the purpling imparted by heat. The stomach suffers in this way when it vomits phlegm; and the intestines are similarly affected in diarrhœa.

Ulcers occur also in the uterus, some of which are broad, itching, smarting as from salt; when there is some abrasion of the surface, a thick purulent matter comes away inodorous, and small in quantity, these ulcers are well conditioned. There are others which are deeper and worse, in which the pain is slight, the purulent discharge is somewhat larger and more offensive, but still they are not at all malignant. But if they become deeper, and the lips of the ulcer are harsh and rough, there is a certain offensive ichor, and the pain is worse than in the preceding ones, for the ulcer corrodes the uterus, and sometimes a loose fleshy substance protrudes, which does not cicatrize for a long time, but occasions death. It is a tedious affection, and is called Phagedæna. The ulcers are destructive, and if, added to this, there be a sharp pain, the woman's state is irremediable. A putrid sanies flows from the ulcer, intolerable to the patients themselves, the parts are irritated by being

handled or by any medicinal applications, and fretted however you treat them. The veins in the uterus become swollen with tension of the surrounding parts. This is evident to the experienced touch, though obvious in no other way; there is, however, a general state of fever and uneasiness of the whole frame, and a peculiar hardness to be found in these malignant cases. These ulcers are fatal, and have obtained the appellation of cancerous. In another variety of cancer there is no ulceration, but a hard unyielding lump, that extends through the whole of the uterus, the pain and other symptoms are the same as in ulceration. Both forms are of a cancerous nature, and both chronic and fatal, but the ulcerated variety is much worse than the other, both from the fœtor during life, and painful nature of death.

Sometimes the whole uterus protrudes from its seat, and rests on the woman's thighs; this fact may seem incredible, but the uterus may be seen. Nor is the cause such as to be unable to produce this effect; for the membranes which are in connection with the iliac fossæ, and are the ligamentous supports of the uterus, give way; those which are at its fundus near the loins are thin, but those which are at its neck on each side towards the flanks are more peculiarly of a ligamentous structure, and broad, like the sails of a ship; all these give way together when the uterus rushes out. This prolapsus is often fatal; it occurs from miscarriage, violent concussion, or severe labours. If the sufferers do not die, they continue to

drag out their existence, seeing what ought not to be seen, nursing and fondling, as it were, their uterus without the body. Sometimes the membrane that begirts its interior makes its appearance where it is forcibly torn from its connection, for the only two envelopes are separated from the lining membrane, and it comes away by a flux, as well as by miscarriage and violent parturition, when the uterus adheres to the placenta ; and if this be forcibly dragged away, the lining membrane goes with it ; and if the woman do not die, it is sometimes returned to the same spot, and exactly adjusted thereto, or little appears outside, for the woman covers it with her private parts. Sometimes the mouth of the uterus merely prolapses as far as the neck, and again dips back, if the organ scent any offensive odour, and the woman may herself draw it back by smelling some agreeable perfume ; it may also be gently returned by the hands of the midwife gently pressing it, after previously smearing it with proper obstetric ointments.

CHAPTER XII.

ON ARTHRITIS AND SCIATICA.

ARTHRITIS is a pain which occurs in all the joints, while we term that which occurs in the feet Podagra, that of the loins Sciatica, that of the hands Chiragra; it may be either temporary from some incidental cause, or the disorder may have been long latently working in the system, and the pain and disease light up on some trivial occasion. If it, however, be aggravated, and assail all parts, it involves all tendinous structure collectively. Its seat is in the tendons, the ligaments of the joints, such as have bony origins and insertions. It is very remarkable that these structures suffer scarcely any pain even when cut or bruised, but when they are idiopathically affected by disease, there is no pain more excruciating, not the pressure of iron or cord, nor the piercing of steel, nor the actual cautery, which are used as remedies for severer pains. If the parts are cut while suffering pain, the pain of the incision is somewhat mastered by the still greater pain of the disease, or should that of the incision even predominate, it is agreeable to the patient, making him forget his prior suffering: the teeth and bones are thus affected.

The true cause of the disease the gods alone know, man can merely suggest the probable one; it is briefly something of this sort, what is very thick is not sensitive when handled or wounded, and consequently is not pained when touched or cut, for pain consists in irritated sensation; now what is thick is not irritable, and, consequently, is free from pain; but a part that is thin is highly sensitive, and is exasperated by a wound; since, however, thick parts have a natural living heat, they may also maintain their power of sensation by means of this heat. If, then, there be some material acting cause, like a sword or stone, the material part of what is subjected to it does not suffer pain, for it is of a gross structure; but where there is a vitiated state of the natural heat, a change of sensibility occurs, for, in such cases, the heat itself is at fault, and hence becomes a source of morbid sensation; the pains arise from an excess of what is natural.

Arthritis makes its attacks at different times, and on various joints, sometimes it attacks the hip, and the patient frequently remains lame in this spot, and sometimes other parts, and in this case it does not attack the smaller joints, as the feet and hands; for when it seizes on larger limbs, sufficient for it to abide therein, it does not extend beyond them. When the attack originates in any of the smaller joints, it is mild, and comes on without warning. Sciatica originates in the back of the thigh, in the ham, and calf of the leg; sometimes the pain appears in the

acetabulum and moves thence into the glutei muscles or loins, and the sensation is any thing rather than that of an affection of the hip joint. The following is the manner in which an attack commences in the joints; a pain is felt in the great toe, then in the front of the heel, on the part on which we stand, it then reaches the hollow of the foot, and at last the ankle swells, the patients attribute it to some cause that is not in fault, some to the friction of an ill-fitted shoe, some to much walking, others to a blow or crushing of the foot, and not one will pronounce the cause as being in himself; and when the patients hear the true one it seems incredible, and hence the disease becomes incurable, since at the outset when it is weakest the physician does not interpose, and after it has gathered strength by length of time, all his remedies are ineffectual; with some it continues in the joints of the feet until death, in others it makes the circuit of the whole body, though it usually attacks the hands after the feet, for there is little difference between the hands and feet in their liability to the disease, being of similar structure, thin, not abounding in flesh, very near the external cold, and very remote from the internal heat: at another time the elbow and knee may be attacked after the hip joint, and the disease turning round migrates to the muscles of the back and chest. The extent to which the mischief extends is incredible, the dorsal and cervical vertebræ suffer dreadful pain, which becomes fixed in the extremity of the sacrum; there

is a universal state of suffering, and each variety of pain is torture ; now the tendons, now the muscles, are on the rack ; the muscles of the jaws and temples, and the succession is to the kidneys and bladder ; and what is very remarkable, the patients suffer in the nostrils, ears, and lips, for there is no place without nerves and muscles.

The patient suffers extreme pain in the sutures of the head ; not knowing what is the matter, he points to the various ones, the oblique, the straight, the transverse, behind and before ; the pain is subtle and transfixed in the bones, for the disease spreads to every articulation of the bones as well as the joints of the feet or hands. The joints become callous, at first like abscesses, they become thicker, and the liquid parts concreting, the extremities become hard. At last numerous solid white projections form, with small lumps like pustules or larger ; the liquid is thick, white, granular like hail, for the disease of the whole body is cold like hail, and there seems to be in such people some contest as it were between cold and heat, for sometimes the one is pleasant, sometimes the other ; but I think the natural cold and the affection are one and the same in cause : but if during the progress heat be excited, refrigeration is requisite and agreeable, and then this is called the hot stage, but if the pain remain fixed internally in the tendons, and the joint be devoid of heat, shrinking rather than swelling, it is termed the cold, which requires warm applications to restore the natural heat, and frequently

very pungent substances are requisite ; for the application of warmth causes the collapsed parts to swell, and draws back the internal heat ; then again cold applications are needed. What makes this more credible is that the same things are not beneficial to every one, for what at one time will do good, will do harm at another. In short, at the beginning heat is necessary, at the close cold. Gout in the feet does not readily become permanent, but it frequently goes away for a long time ; and a man subject to the gout has been known during its intermissions to carry off the prize in the running at the Olympic games.

Men are more readily affected with this disorder than women, but have it lighter, and though women do not have it so often, when they do it is more severe ; for though not a malady congenial to their habit, yet if from some potent cause it become very strong, it also induces more violent suffering. The time of life usually liable to it is after the thirty-fifth year, somewhat earlier or later according to each person's natural habit and mode of life. The pain is violent, and the attendant symptoms are worse than the pain, such as fainting on the least touch, inability to move, loss of appetite, thirst, and want of sleep. If the patients recover and escape, as it were, from the very jaws of death, they lead a life of luxury and intemperance ; honest, jovial fellows, munificent and sumptuous in their food, they revel in life while they have it, calculating on again escaping death. Gout often ends in dropsy, sometimes in asthma ; when these succeed the termination is fatal.

CHAPTER XIII.

ON ELEPHANTIASIS.

THE disease Elephas and the animal the Elephant have many things in common, as well in form and colour, as in size and condition, for there is nothing like either of them; no disease like this disease, no animal like this animal. The elephant is a wild beast, and one that differs widely from all others; it is pre-eminently tall and bulky, it is in stature like one great animal piled on another in tower fashion, and as bulky as if many of the largest animals were placed side by side; neither is there any that look very like it, for these creatures all have their hide and whole body of the deepest black, and whilst one horse may be very white, as were the Thracian steeds of Rhesus; or another merely white footed, like the white footed charger of Menelaus, some bright chestnut like the hundred and fifty (of Nestor), some bright maned,

“In likeness of a steed bright maned he covered them;”
(Iliad, xx. l. 224.)

and the same is the case with cattle, dogs, and whatever animals creep and feed on the surface of the

earth; the elephant alone is black, murky in his hue like

“Sable night and death.”

You see them retracting their heads, and indistinct and obscurely formed faces which placed on a short neck gives the head the appearance of sinking on the shoulders, and it is not to be distinctly seen from the large, broad, wing-like ears, which reach to the clavicles and sternum, and the creature's neck is hidden by his ears like ships by their sails; the elephant has remarkable horns of the very whitest colour on the dingiest black body, these are pre-eminently white, such as is the case with no other, not even a white animal, and they do not grow upon the forehead and temples, as is the case with those animals which naturally carry horns, but are placed at the side of the mouth, and upper jaw; they are not quite straight, but are slightly curved upwards, so that the animal is furnished with weapons out of the direct line, and can raise a load on his bent tusks. The tusks are large, in animals of the middle size they are six feet long, and in some of the larger creatures, more than double this length. The upper jaw has a long projection from the lip, tortuous like a reptile, with two perforations at its extremity, which nature has bored uninterruptedly, as far as the lungs, like a double pipe. The animal uses this tube as a nose in respiration, it serves him for hands, he can seize when he likes a cup with it, grasp it, hold it

firmly, and nothing, except a stronger elephant, could wrest it from him. With this he rummages for provender, not being able to graze with his mouth and small teeth, for his tall feet raise him considerably above the ground, and his neck, as I have mentioned, is small, consequently he cannot feed on the ground with his mouth, being precluded by his horns, which grow before it, from touching the herbage, and hence he draws up with his trunk a quantity of provender; but whatever he takes, he preserves; binding it with his trunk, he keeps it for his mouth, and places it in great abundance in his stomach; the ancients gave this apparatus the name of proboscis, from its being placed before the animal, and his feeding with it. From the same cause it is not possible for him to drink from a lake or stream with his mouth, but if he is thirsty, he inserts the nostril, which is at the extremity of his proboscis, into the water, makes an inspiration, and draws in the fluid copiously instead of air. When he has filled his trunk as a cup, he pours it out in a stream into his mouth; he then draws up a fresh supply, pours it out again, until he freights his belly like a ship of burden. His skin is rough, exceedingly thick, with tuberculated cracks, very long fissures, and hollow clefts, some longitudinal, others oblique, very deep, and looking altogether like a thrice-ploughed fallow. Other animals have hair, for instance manes, but in the elephant there is a sort of down: it differs vastly too in many respects from

other animals, bending its knee back like a human being, and having its breasts near the axillæ like women. It is superfluous, however, to say more about the creature, except as to what immediately bears on the disease Elephas, and the peculiarities in which the disease resembles the structure of this animal. The disease has also obtained the appellation of the Lion, from the look of the eye-brow, as I shall describe hereafter; as well as Satyriasis, from the redness of the cheeks, and the unbridled shameless propensity for sensual intercourse; and Herculean too, because there is nothing greater and more strong.

Great then is the malady in power, and more potent to destroy than all other diseases; it is filthy also to look upon, and terrific in every respect, as is the brute the elephant; those attacked by it, never escape, for it has its source in the very seeds of death, being a violent refrigeration of the natural heat, or even a congelation of it, as when in a severe winter, water is turned to a concrete mass, snow, hail, or ice; and this is a cause common to both death and the disease. The malady begins by no very marked indications, nor does any unwonted indisposition assail the person, nor does the disease appear on the surface of the body, so that you can at once recognise it, and treat its incipient stage; but as a fire insidiously lurking in the viscera, it smoulders there like Hades, and when it has prevailed over the frame, forthwith breaks out on the surface; and this cruel fire gene-

rally first announces itself from the watch tower of the countenance, in other cases it shows itself in the extremity of the elbow, the knee, hip joint, the hands and feet; hence the patients become powerless from the physician not being able to avail himself of his art to oppose the disease at its commencement in its weakest state, through the neglect and ignorance that exists in the patients of their malady. For they feel heavy, as they might do from any transient cause, a disposition to be quiet, constipated, but these symptoms are not very unusual, even to those in health. As the disease increases, the respiration is offensive from the breath that is exhaled, which seems to be caused by the air, or some external circumstance; the urine is thick, white, turbid, like that of a beast of draught; the food is distributed crude and undigested, and the patients neither perceive it, nor care for it; for they are not even aware they have not concocted, for concoction and the want of it are alike to them, as they do not usually concoct to any useful or beneficial purpose, but distribution soon takes place, from the disease greedily drawing to itself the nutriment; and this is the cause of their becoming constipated in the lower bowels. Small lumps rise on the surface, one beside the other, not continuous in any spot, but thick and rough, and the middle of them cracks like the skin of the elephant; the veins become broad, not from over-fulness of blood, but from the thickness of the skin, and the disease shortly becomes manifest from all the body being tuberculated. The hairs prema-

turely die off on every part of the hands, thighs, and shins, they become thin on the pubis and chin, straggling on the head, the patients are gray very prematurely, and become quite bald; after a short time the pubis and chin are denuded, or if a few scattered hairs do remain there, they are more unsightly than if they had altogether disappeared; the skin of the head is fissured to its bottom, the forehead is covered with numerous deep rough wrinkles, and hard pointed lumps, sometimes inclined to be white at the top, and greenish at their bottom. The pulse is small, sluggish, and labouring, as if it were with difficulty that it moved through the filth. The temporal veins, and those beneath the tongue, are distended, the stools are charged with bile, the tongue is rough, covered with pimples, which look like hail; and it is not unreasonable to expect that the whole body should be full of them, for even the flesh of victims that are of depraved humours is full of this matter like hail. When the disease bursts forth from the internal parts, and appears on the extremities, scabby eruptions attack the ends of the fingers, the knees itch, and the patients, to ease themselves, are constantly scratching; the eruption sometimes involves the chin all round, the cheeks become red with a slight protuberance, the eyes dull, of a brassy hue, the eye-brows prominent, thick, devoid of hair, scowling, forming a lump from the interval between them being knit together; the complexion is livid or black, the skin of the forehead is violently drawn, so as cover the eyes as

a lion does in his rage, and hence the disease is called Leontium, and it is like not merely to the lion and the elephant, but is

“gloomy as night in aspect;”

the nose is rugged with black lumps, the lips are thick and prominent, the lower one livid, the teeth are not white, but have a blackish look, the ears are red, inclined to be black, and closed like those of the elephant, they seem larger than ordinary, there are ulcers in their bottom which discharge an irritating sanious ichor, the body is wrinkled all over, full of deep clefts in the skin, which look like black furrows, and hence the disease obtains the name of Elephas, there are cracks in the soles and heels, as far as the middle of the toes. As the malady gets worse, the tubercles on the cheeks, chin, fingers, and knees, become covered with fetid and incurable ulcers, fresh ones keep springing up in some places, while in others they are dying away, the different members, the nose, fingers, feet, and genitals, the whole of the hands die and fall off while the patient still lives, and the malady does not consign him to death, and release him from an existence which is loathsome, and from his excruciating sufferings, before it severs him piecemeal, for existence is long dragged out, and again, he is in this respect like the elephant, when any recent pain attacks his limbs, it smites them heavily, wandering hither and thither, the appetite for food is not altogether extinguished, but the taste is vapid,

neither eating nor drinking produces any pleasure, but they are disgusted with every thing from their distress, there is atrophy, though they burn with lust, lassitude overcomes them, a feeling of weight in every limb, for even the small limbs give pain, the body is distressed with every thing, and the man neither receives comfort from using or omitting the bath, whether he take food, fast, move about, or keep at rest, for the disease rules paramount every where. There is little sleep, and that little is worse than none from the phantoms it presents; there is great difficulty of breathing, and a suffocation as if they were choked; and this is the way that many have turned the goal of life, and slept the never to be wakened sleep of death.

In such a state, who would not flee from these miserable wretches? who would not shun them? aye, should he be a son, a father, or e'en perchance his own born brother, for there is an alarm that the disease is infectious; and hence many have turned on the desert and mountain those who were dearest, some relieving their hunger for a long time, and others as little as possible, wishing them to perish.

There is a story, that a man who had reached the desert, seeing a viper crawl out of the ground, was so driven by hunger and borne down by the disease, that, wishing to exchange one evil for another, he devoured the beast alive, and did not terminate his existence until all his limbs rotted and fell off. It is said, also, that another man saw a viper crawling into a cask of

must, drinking his fill, and then disgorging and pouring forth his venom copiously into the liquid, that as soon as the animal was choked, the man drank greedily and profusely of the must, in hopes of being released from his life and suffering; when he had drunk to satiety he lay on the ground in a state of intoxication, like one dying; after he aroused himself from his drunken stupor, his hair first all came off, then the nails and fingers, and all parts in succession melted away. Since there was, however, still power in the vivifying sperm, nature re-modelled the man anew, as from his birth, she reared him fresh hair, new nails, clean flesh, and stript off his former skin, as the serpent doffs its old age, and the man was recalled, by the fresh sprouting up of life, as it were another being.

Such is the story; in troth, one we cannot altogether rely upon, but still not to be utterly discredited; for to believe that evil can be subdued by evil, and that nature should raise up a man from the embers of life that remained, is not so incredible as to form a miracle.

