

**The Bath mineral waters, in cases of rheumatism sciatica, gout, &c; /  
[Randle Wilbraham Falconer].**

**Contributors**

Falconer, Randle Wilbraham, 1816-1881.

**Publication/Creation**

London : Churchill, 1861.

**Persistent URL**

<https://wellcomecollection.org/works/kj94y2rv>

**License and attribution**

This work has been identified as being free of known restrictions under copyright law, including all related and neighbouring rights and is being made available under the Creative Commons, Public Domain Mark.

You can copy, modify, distribute and perform the work, even for commercial purposes, without asking permission.



Wellcome Collection  
183 Euston Road  
London NW1 2BE UK  
T +44 (0)20 7611 8722  
E [library@wellcomecollection.org](mailto:library@wellcomecollection.org)  
<https://wellcomecollection.org>

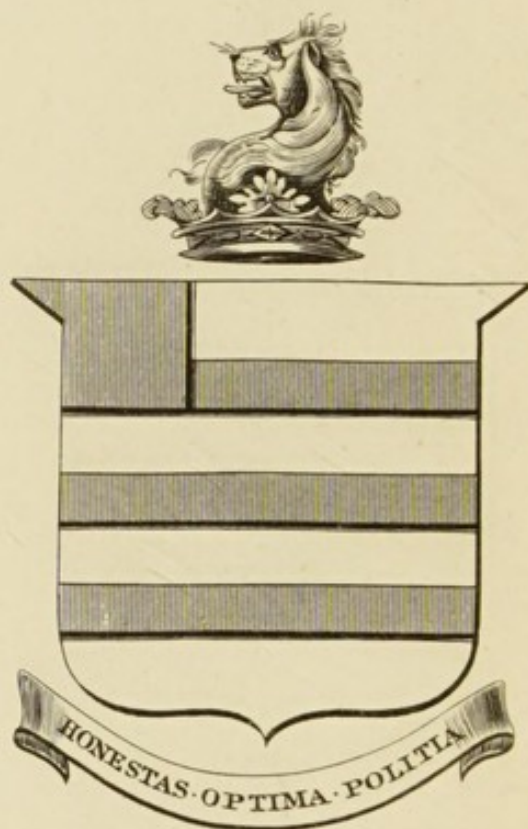


Falconer.

Bath Water Cases








*A. Leonard Fuller.*

X70228




22101331867

Med  
K25782







# THE BATHS AND MINERAL WATERS OF BATH.

THIRD EDITION. ENLARGED.

By R. W. FALCONER, M.D.

"All interested in bathing and Bath will find Dr. Falconer's book a valuable manual. It is free from the pretensions and quackery that too often disgrace the literature of Mineral Waters."—*Athenæum*.



"I have called Dr. Falconer's book little, but  
that epithet is applicable to its size only.  
It really contains *multum in parvo*. I hope  
it will recall to the notice of our Profession  
the efficacy of the Bath Waters in various  
complaints, for the relief <sup>which</sup> many Patients  
go further and fare worse."

Extract from a letter to J. H. Markland Esq.  
May 22. 1861. from Dr. Thomas Watson<sup>x</sup>  
Honorary Professor of Medicine of King's Coll  
London & Author of Lectures on the Principles  
& Practice of Medicine. —

President of the Roy. Coll. of Physns 1862-63-64.

Review in med. Times & Gazette

Sat<sup>y</sup> May. 10. 1861.

---

since Sir Thos Watson. Bart. —

THE  
BATH MINERAL WATERS,  
IN CASES OF  
RHEUMATISM, SCIATICA, GOUT,  
&c.

BY  
RANDLE WILBRAHAM FALCONER, M.D.,

MEM. ROY. COL. PHYS., LOND.;  
PHYSICIAN TO THE BATH GENERAL, AND BATH UNITED, HOSPITALS;  
FEL. ROY. MED. CHIR. SOC., LOND.;  
&c., &c.

LONDON: CHURCHILL, NEW BURLINGTON STREET.  
BATH: R. E. PEACH, No. 8, BRIDGE STREET; DAVIES, JENNINGS,  
LEWIS, NOYES & SON, OLIVER, & SIMMS.

---

MDCCCLXI.





WELLCOME INSTITUTE LIBRARY	
Coll.	weIMOmec
Call No.	
	WB

# CONTENTS.

---

	Pages.
PREFACE           ...   ...   ...   ...   ...   ...	v
CASES—RHEUMATISM   ...   ...   ...   ...   ...	1
„   SCIATICA       ...   ...   ...   ...   ...	32
„   GOUT   ...   ...   ...   ...   ..	42
„   PARALYSIS     ...   ...   ...   ...   ...	44
„   PARALYSIS FROM LEAD       ...   ...   ...	49
„   CUTANEOUS AFFECTIONS       ...   ...   ...	62
„   HYSTERIA     ...   ...   ...   ...   ...	70
„   CHOREA       ...   ...   ...   ...   ...	71
„   HIP DISEASE   ...   ...   ...   ...   ...	72
„   INJURIES     ...   ...   ...   ...   ...	73
ANALYSIS OF CASES   ...   ...   ...   ...   ...	75
ADDENDA           ...   ...   ...   ...   ...   ...	82





Digitized by the Internet Archive  
in 2016

<https://archive.org/details/b28082047>

## P R E F A C E .

---

THE following pages contain reports of those cases only which have been under the writer's care, and were admitted into the BATH GENERAL or MINERAL WATER HOSPITAL, and discharged from it, during the year commencing Nov. 1, 1859, and terminating Nov. 1, 1860, amounting to one hundred and fifty six, consisting of one hundred and thirteen men, and forty three women. An analysis of these cases is added, in which those which have been treated solely by the Waters are distinguished from those in which any treatment had been employed, in combination with the Waters, which alone might have produced a favourable result.

It has been frequently asserted, and perhaps not altogether without reason, that the symptoms of diseases which have at different times been represented to have obtained benefit from the use of Mineral Waters, have been more or less exaggerated, and that the favourable cases only have been published,



with a view to enhance the importance and efficacy of the special remedy administered. The unsuccessful as well as the successful cases are here alike faithfully recorded, and the reports which are furnished to the Medical Board of the Hospital, by the professional attendants of the patients, according to a form delivered to every candidate for admission to its benefits, have been given in preference to any more detailed accounts of my own, and are distinguished by being included within inverted commas; and it is much to be regretted that, in many instances, these reports are not so copious as could have been wished, and consequently some additional statements have been appended to the original reports; but this has been done as rarely as was possible.

The cases which come under treatment in the Bath General Hospital are mostly of a chronic or sub-acute character, and their progress towards recovery or relief is generally so gradual, that a precise account of their improvement would not present the same marked features of interest which generally occur during the treatment of more acute diseases, and has, therefore, been omitted.

The results which are here recorded, considering the position of the patients, cannot be vitiated by those circumstances which are often said to contribute very materially, if not chiefly, towards relieving the maladies of more opulent inva-

lids, who frequent the localities of mineral springs—namely, the many and various means provided in fashionable watering-places, for withdrawing the mind from dwelling on bodily infirmities.

That the Bath Waters possess healing powers of a very valuable kind, cannot be doubted; but they have of late years not been regarded so highly either by the Medical Profession or the Public as they ought to be. I have endeavoured, by carefully reporting their effects, whether beneficial or otherwise, which have come under my own observation to supply materials for consideration, and thus enable others who may be believed to be uninfluenced by local or personal prejudice, to judge of the powers of these waters, and to decide what amount of confidence is to be placed in their remedial properties.

R. W. F.

22, *Bennett Street, Bath,*  
*March, 1861.*

the fact that the British Government has  
not only refused to accept the  
proposed amendments but has also  
declined to discuss them. This is  
a serious matter, and it is  
to be regretted that the British  
Government has not been able to  
reach an understanding with the  
other parties to the Conference.  
The British Government has  
been unable to reach an  
understanding with the other  
parties to the Conference, and  
it is to be regretted that the  
British Government has not been  
able to reach an understanding  
with the other parties to the  
Conference.

The British Government has  
been unable to reach an  
understanding with the other  
parties to the Conference, and  
it is to be regretted that the  
British Government has not been  
able to reach an understanding  
with the other parties to the  
Conference.



## RHEUMATISM.

---

### CASES.

I.—W. B., aged 49, a Labourer. "Rheumatism commencing about three years since as an acute attack, and ultimately becoming chronic. Pain in the limbs generally, and weakness, chiefly confined to the upper extremities. General health good until the time above-mentioned. Dr. Hope's treatment."

Bathing in and drinking the waters. Admitted Nov. 1, Discharged December 14, 1859, *Better*.

II.—J. G., aged 38, a Coal Porter. "General muscular Rheumatism of three months' duration, so as to prevent daily labour. Has had attacks in previous years. His general health is weakened, suffers from diarrhoea and loss of appetite."

This patient has suffered from intermittent fever, and has enlargement both of liver and spleen. He complained occasionally of severe rheumatic pain in the hip and knee, for which he was blistered and drank the waters, and also took Quinine, for about three weeks. Admitted November 2, 1859, Discharged January 19, 1860, *Much better*.

III.—J. W., aged 42. “Acute Rhumatism (no involvement of the heart), yielding to usual remedies, but leaving chronic weakness of joints, and general debility of system. His general health was good before this attack.”

This patient had been in the Hospital on a previous occasion, for about a month, for chronic rheumatism of the lower limbs, after he which was discharged cured. On re-admission the fingers, wrists, hands and knees were chiefly affected. Tinc. Iodin. co. was occasionally applied to the joints, and he used the Baths. Ad. Nov. 7, 1859, Dis. Feb. 14, 1860, *Better.*

IV.—J. F., aged 62, a Labourer. “Suffering from Chronic Rheumatism of all the large joints. This patient had been in the Hospital, for Sciatica, in 1857, and was discharged cured. His general health is good.”

He used the Bath and Douche. Ad. Nov. 16, Dis. Dec. 9, 1859, *Cured.*

V.—J. H., aged 44. “Rheumatic Fever commenced on or about the 18th August last. The ordinary treatment was employed. He has progressed favourably, but is suffering more or less now, from Articular Rheumatism. His general health is very good.”

He was suffering in addition to the above, from a tremulous motion (choreic) of his limbs and occasionally of his lips, which came on about a fortnight before his admission. He used the Baths and Douche, and drank the Waters. After



four Baths, the tremulous movements ceased. Ad. Nov. 17, Dis. Dec. 23, 1859, *Cured*.

VI.—B. M., aged 37, an Engineer. "Has been suffering for some months with Chronic Rheumatism of the limbs."

Has suffered from Chronic Rheumatism for nearly two years. About eight or nine months ago his legs became painful. The pain is for the most part confined to the muscles, but the knees are occasionally effected. He also suffered from Hæmaturia, and was anæmic. He drank the waters, and used the baths, with a variety of other remedies. The urine regained its normal character, but he still retained an extreme anæmic appearance. Ad. Nov. 17, 1859, Dis. March 20, 1860, *Better*.

VII.—A. J., aged 19. "In the present spring, 1859, he was attacked with Rheumatic Fever and Small Pox. He recovered from both. They were followed by a cutaneous eruption immediately, and a return of the Rheumatism in a Chronic form. The present symptoms are Rheumatic pains in all parts of the body, stiffness of the knee-joints, chronic eruption in patches on arms and back of neck and leg. His general health is very fair. No complications."

This boy is of a strumous habit, and anæmic; the eruption appears to be Syphilitic. He drank and bathed in the waters, and took Ol. Morrh., and Quinine Wine. Ad. Nov. 17, 1859, Dis. Jan. 10, 1860, *Cured*.



VIII.—L. B., aged 35. “Acute Rheumatism, origin not certain. On the 2nd January, lower extremities first affected, then upper. Delirium on the 19th; the heart became affected. The treatment at first was full doses of Bicarb. Potass; and when the heart became affected, a blister to the precordia, which was dressed with Ugt. Hyd., Calomel and Opium, producing slight salivation. There is now general debility, with considerable stiffness of the joints; but there has been decided improvement for the last week, and the patient can walk up and down stairs without assistance. His general health is not robust; but he has been in good health for ten years until this attack. The pain appears to be rheumatic. He has cough, but that is decidedly improving. No spitting of blood, nor valular disease of the heart; and what palpitation there was at one time has now become very trifling.”

The admission of this patient was delayed until he was reported, to be “free from cough and palpitation.”

Drank and bathed in the water. Ad. Nov. 23, 1859, Dis. Jan. 19, 1860, *Much better.*

IX.—S. G., aged 35. “Pains in flexors and extensors of the thigh, and flexors of the leg. Commenced about two years ago. For ten months or so they were felt only during exercise, but within the last six months have become constant. Does not complain of his general health, but is not robust. Treatment, warm bathing.”

He used the tepid bath for about a week, without benefit; after which he used the hot bath, and drank the waters, and

took Citrate of Iron, when he began to improve. Ad. Dec. 14, 1859, Dis. Feb. 3, 1860, *Cured*.

X.—G. M., aged 36. "Rheumatism of back and loins, and limbs. No complications."

Has been in the Hospital in the early part of the year, for a similar attack, of which he was cured. He got thoroughly wet some time ago, when the Rheumatic pains returned. The pains are constant both by night and day; the shoulders are also affected. He bathed in and drank the waters, and was douched. Ad. Dec. 24, 1859, Dis. Jan. 19, 1860, *Cured*.

XI.—J. P., aged 33, a Labourer. "Chronic Rheumatism of about *four years'* duration, the right arm and shoulder principally affected. His general health is pretty good. No complications."

He got extremely wet about five weeks before he was first attacked. Complains of pain in the loins which prevents him from walking with ease. On the 6th March, 1859, he reports himself able to "walk very well." During his stay at the Hospital he caught a severe cold, which prevented his bathing for some days. He bathed in and drank the waters and used occasionally for about eleven days, the lin. saponis. cum opio, with ol. tigllii. Ad. Dec. 29, 1859, Dis. March 30, 1860, *Much better*.

XII.—T. P., aged 36, a Ship's Carpenter. "Rheumatic fever, caused by cold in the first instance. Present complaint



rheumatism, of about four months' standing. Treatment Dover's powder, sarsaparilla, with hydriodate of potass. Both wrists affected, knees and feet very bad, general health very good. No complications."

Thirteen years ago was attacked with rheumatic fever, when he was a patient in the Jersey Hospital for six weeks. About four months ago after being awhile on shore after his return from South America, he was attacked with lumbago, and pain in the joints. The finger joints are some of them enlarged. The right ancle is swollen and very painful on pressure. He bathed in and drank the waters. Tinc. Iodin. co. was applied to his ancles, and he occasionally used a pediluvium with Sodæ bicarbon. He was obliged to leave to attend to business at Jersey. Ad. Jan 4, Dis. March 23, 1860, *Much better.*

XIII.—S. H., aged 40, a Labourer. "Suffering from general Rheumatism for three or four months. No complications."

Complains of Lumbago, and Rheumatic pains of the limbs. The pains came on gradually; the back was first attacked, afterwards the left knee became painful. This joint he severely sprained some time ago, in jumping from a height, to the ground. Pains increase at night, and also on changes taking place in the weather. He drank, and bathed in, the waters. Ad. Jan. 20, Dis. March 2, 1860, *Cured.*

XIV.—H. S., aged 41, a Brewer. "Has had Rheumatism or perhaps, more properly, Rheumatic Gout, for upwards of



ten years. The severe attacks have improved under treatment at the Stroud General Hospital. The knees and arms are at present principally affected. He suffers much pain and cannot walk far. His general health is tolerably good. No complication."

Fifteen years ago, when acting as a fly-driver, he got wet; and placed his wet clothes over his bed at night; soon after which he was attacked with Rheumatism, and has every year since, in the winter time, suffered from it in his ancles, hands, arms, and shoulders. He drank the waters, and bathed in them. Ad. Jan. 26, Dis. March 30, 1860, *Much better.*

XV.—D. D., aged 58, a Coachman. "Always a healthy man, till about six months ago, when he was attacked with Rheumatic Gout in one foot, which was obstinate, and when relieved, the other foot became affected, and subsequently both together. After this, both hands became affected with Rheumatic Gout; and from this he suffers now. He has never been able to do his work since his first attack. No complications."

He drank, and bathed in, the waters, and was rubbed. Ad. Jan. 26, Dis. March 20, 1860, *Cured.*

XVI.—R. L., aged 47, a House Painter. "Chronic Rheumatism of the right shoulder. General health pretty good."

About five years ago, this patient fell upon and bruised his right shoulder, but suffered no other injury of that part, from which he soon recovered. About a year after, he was attacked with Rheumatism in the same shoulder joint, which he attributed to having slept in a damp bed, since which time he has never been entirely free from pain. Last year, the right wrist and hand were also affected with Rheumatism. About the Christmas following, the pains in the shoulder became worse, and the muscles of the shoulder and arm gradually began to waste away. His general health has been good, and he is a strongly built man. On admission, he was unable to raise his extended arm to a level with the shoulder, and not without difficulty could he raise his hand to the back of his head. On comparing the two shoulders from the front, while the arms were bent and laid across the body, it was seen that the natural rounded appearance of the right shoulder was lost, and replaced by a square outline. The humerus had an oblique direction outwards, its head being apparently sunk downwards towards the axilla, and its lower end thrown off from the side of the body. On examining the shoulder joint, the acromion and acromial extremity of the clavicle were found to be much enlarged, and this enlargement projecting outwardly, together with the flattened and emaciated condition of the descending fibres of the deltoid muscle, produced the square outline of the shoulder. On examining the head of the humerus, it was found to be partially displaced from the glenoid cavity; and when gradually raised by the hand to its natural position,



appeared to traverse a rough ridge with a grating noise, a sound which accompanied every movement of the shoulder joint. The fore-arm could not be strongly flexed on the arm, and the biceps scarcely bulged when contracted. The muscles of the arm generally were emaciated; those of the forearm being equal in bulk, or nearly so, to those of the left side. Posteriorly the muscles of the scapula were greatly wasted, so as to form hollows both above and below its spine. This case appears to be one of those which have not unfrequently been confounded with dislocations from old accidents, but are really attributable to Rheumatic inflammation of the joint, as has been well shown by Dr. Adams, in his work on "Rheumatic Gout, or Chronic Rheumatic Arthritis." Counter irritation afforded no permanent relief; neither bathing in or drinking the waters or douching; but occasionally after bathing he was able to raise his hand more easily to his head; and while he was in the bath he was free from pain, but it returned soon after leaving it. Ad. Jan. 19, Dis. April 19, 1860, *No better.*

XVII.—T. M., aged 37, a Weaver. "Chronic Rheumatism of right ankle joint; one year's duration. Not much amendment under any plan of treatment. General health good. No complications."

Strumous disease of the right ankle joint. Douching, soaking the feet in and drinking the waters. Evaporating lotion to the ankle, when the pain became excessive after douching. Ad. March 3, Dis. March 27, 1860, *No better.*



XVIII.—W. J., aged 49, a Waiter. Rheumatic Gout for years, stiffness and weakness of ankle. No complications."

The first attack took place between five or six years ago, when the feet and knees were attacked, and his right hand has suffered from attacks at intervals since. When admitted he was unable to walk at all; to use his own expression he was "doubled up." When discharged he was able to walk comfortably, with the help of a stick.

Bathing in, and drinking the waters. Ad. Feb. 11, Dis. May 18, 1860, *Much better*.

XIX.—J. T. aged 56, "Is a carpenter employed on the breakwater works (Portland). Nearly 40 years ago he was laid up with Rheumatism for five weeks. Till lately he has been free from it with the exception of slight attacks of Lumbago, which however have not kept him from work. Four months ago he was attacked with sub-acute Rheumatism of the knees, ancles, shoulders and wrists. He is now suffering from little pain, and is much better, but there remains a stiffness about his fingers and shoulders. As his trade is that of a Carpenter, this is of extreme importance. His general health has been much shaken, but now he is able to walk up and down stairs and about the house."

Bathing and douching. Ad. March 7, Dis. June 12, 1860, *Cured*.

XX.—J. N. aged 42. "Sub-acute Rheumatism of fifteen weeks' duration. Treatment consisted of Potass. Iodid.

Mist. Guaiaci Co. Ol. Terebinth, Hot Baths, Hot Air Baths, &c. The pain is principally in the lumbar muscles and hips. He is weak and emaciated. No complications."

About three months ago was confined to bed, for a month with acute Rheumatism, from which he only partially recovered, pain remaining in the loins, and Sciatica. Bathing and drinking the waters. Ad. March 22, Dis. May 22, 1860, *Cured*.

XXI.—J. D., aged 30, Farm Labourer. In Aug., 1858, was attacked with Acute Rheumatism; many joints were affected. Was laid up for a few weeks, then about again for a month or two, then nearly all the succeeding winter laid by with a similar attack, but less intense. The joints of both the upper and lower limbs were affected, and still are; for though he is now able to do some work, he is never free from the ailment, and is unfit to do ordinary work. No complications."

Bathing in, and drinking the waters. Ad. March 22, Dis. June 19, 1860, *Cured*.

XXII.—J. R., aged 57, a Farm Labourer. "Chronic Rheumatism of wrist joints, existing for many months. General health good. No complications."

Has been suffering from Chronic Rheumatism for a year. The finger joints were first affected; subsequently, the legs, knees, ancles and wrists. Was able to work, up to about one month ago. Liable to occasional coughs; slight emphysema.



Bathing, and drinking the waters. Tinc. Iodin. co. applied to the right hand a week before his discharge. Ad. March 22, Dis. May 22, 1860, *Cured*.

XXIII.—H. S., aged 39, a Labourer. “Suffered last Christmas from Rheumatic fever, which has left him with rheumatic pains in the back, extending down the course of the sciatic nerve; also pains in the head and shoulders. His general health seems good, and is affected with none of the complaints which would prevent admission to the Hospital.”

His hands are clammy and cold. Occasional perspiration at night. Tongue pale. Appetite indifferent. Urine loaded with lithates.

Bathing and douching, and Tinc. Iodni. co. to the back. Ad. March 23, Dis. May 4, *Better*.

XXIV.—T. S., aged 59, a Labourer. Was attacked with Lumbago nearly six months ago. Difficulty in walking with the aid of a stick. No complications. He had an attack of Erysipelas when in the Hospital.

Blistered; and bathed in the water. Ad. March 23, Dis. May 29, 1860, *Better*.

XXV.—G. H., aged 42, a gentleman's Coachman. “Acute Rheumatism, commencing last September. Was five weeks in University College Hospital, London; there is pain and stiffness in the joints. His general health very good. No complications.”



Five months or more ago he was attacked with Acute Rheumatism and confined to his bed. His feet, head, hips and loins, and lastly his hands were attacked in succession. The fingers of both hands are partially distorted. There is occasionally pain in the several joints mentioned. Stiffness the most prominent inconvenience. When discharged, he only complained of slight pain in the feet at night.

Bathing in and drinking the waters. Ad. March 30, Dis. May 22, 1860, *Much Better*.

XXVI.—J. E., aged 40, a Labourer. "Acute Rheumatism, second attack; knees and ancles affected a week after Christmas; other joints of the body in succession. The treatment has consisted of Alkalies, Colchicum and warm baths. At present his knees and shoulders are affected. His general health is very good. No complications."

On admission he complains of pain in the knuckles of both hands, of the finger-joints, knees and insteps, and of stiffness of all the affected joints in the morning. He has suffered from this affection at intervals for three years. Has been in the Hospital before and was cured. When discharged there was some pain and effusion in one knee; in other respects he was well. Ad. March 30, Dis. May 22, 1860, *Much Better*.

XXVII.—W. S., aged 50, a Haulier. "Has been much exposed to weather and often wet. Stiffness in the left hip and leg came on gradually about three months ago; the power of moving the leg nearly lost. Stiffness, with weakness,

still continues, and is unable to work. Has not been under medical treatment. General health good. No complications."

Fell down about thirteen or fourteen years ago and injured his left hip : states that he quite recovered from the injury.

Bathing. Ad. April 12, Dis. July 3, 1860. *Better.*

XXVIII.—R. W. M., aged 36, a Sailor. About three months ago he formed one of the crew of a steamer plying between Liverpool and Bristol, and was out in the storm during which the "Royal Charter" was lost. On reaching his destination he was attacked with sub-acute Rheumatism, which affected the ancles, insteps, left knee joint, and both hips. On admission, the joints of the arms, and left knee were affected, with general stiffness of the muscles of the body. General health good. No complications.

Drinking and bathing in the waters. Ad. April 14, Dis. July 11, 1860, *Much Better.*

XXIX.—C. R., aged 47, Tarpaulin and Sack maker. "Has suffered at irregular intervals during the last ten years, but with greater severity during the last three years, from Rheumatic Gout, and is now recovering from an acute attack in the left knee. The attacks have usually been in the knees, occasionally in the hands and wrists. Has been for many months unable to walk, from contraction of both knees and partial wasting of the muscles of the legs. General health good. No complications."



When discharged, was free from pain, and was able to walk with a crutch and a stick, which he could not do when admitted into the Hospital. Ad. April 18, Dis. October 2, 1860, *Much Better*.

XXX.—J. R., aged 60, a Labourer. "Rheumatism, most likely from exposure to wet about two years ago. Has incapacitated him for seven months, and resisted treatment by Alkalies, Iodide of Potassium, Blisters, &c. The left arm, which was first affected, recovered; it is now affected in a minor degree. The right thigh and leg severely affected; also wasted, and contracted, but not so much as to prevent his walking. His general health is good. No complications.

There is enlargement of the hip joint from Rheumatic deposits.

Drinking and bathing in the waters. Ad. April 18, Dis. June 12, 1860, *No Better*.

XXXI.—W. M., aged 42, a Carver. "Rheumatism, occurring seven years ago, when much out of health and exposed to great fatigue. Treatment various. The knees and hands are much affected, the former to such an extent as to prevent movement, except with great suffering. General health good. No complications."

He cannot walk except on crutches. One shoulder and arm are also affected. When discharged, the upper extremities were free from pain, but there was no improvement in the knees.

Bathing in and drinking the waters. Tinc. Iodin. co. and a blister to one knee. Ad. April 18, Dis. August 22, 1860, *Better*.

XXXII.—T. P., aged 26, Paper maker. "Chronic Rheumatism of four years' duration, with debility. Treated at the onset with Colchicum and sedative liniments. Knee, ankle, and finger joints very considerably affected. General health tolerably good. No complications."

Four years ago was attacked with Acute Rheumatism, and confined to his bed for three months.

Bathing in and drinking the waters, Tinc. Iodin. co. to the left ankle. Ad. May 3, Dis. June 12, 1860, *Cured*.

XXXIII.—A. L., aged 54, a Labourer. "Has been suffering the last eight months from Rheumatism, which at the commencement was of an inflammatory character, but for the last four months it has been entirely chronic. The power of both the superior and inferior extremities is so much diminished by the disorder, that he is unable to do any work. The general health is good. No complications."

Bathing in and drinking the waters. Ad. May 25, Dis. June 24, 1860, *Much better*.

XXXIV.—J. H., aged 37, an Engine-fitter. "Rheumatism, liable to pain in the limbs for twelve months past; was laid up for seven weeks. The symptoms then of a sub-acute character, now become chronic, assuming the form known as



"rheumatic gout." Treatment has been very varied : Bleeding, Alkalies, Colchicum, Diaphoretics, Acetate of Potash and Iron, Guaiacum, Iodide of Potassium, mercurial alteratives, and cod liver oil. Joints of the extremities are the parts now affected; the wrists and knees principally. General health only slightly affected. No complications."

Tinc. Iodin. co. to the joints, and bathing. Walked four miles without inconvenience the day before his discharge. Ad. May 28, Dis. June 19, 1860, *Cured*.

XXXV.—H. H., aged 17, a Labourer. "Acute Rheumatism from exposure to cold and damp some months since. Has been an out-patient of the Bristol General Hospital. There is stiffness of his lower extremities, especially of his feet and ankles. General health tolerably good. No complications."

Douching with friction. Ad. June 14, Dis. July 11, 1860, *Cured*.

XXXVI.—F. L., aged 30, a Labourer. "Has been suffering from general Rheumatism at intervals during the last two years. No complications."

Was attacked with Acute Rheumatism two years ago; afterwards suffered from a second attack which confined him to his bed for about twelve weeks. The elbows, shoulders, soles of the feet, and muscles of the thigh are now affected. Slight valvular disease of the heart.

Douching and drinking the waters. Ad. June 14, Dis. July 17, 1860, *Cured*.



XXXVII.—J. G., aged 41, a Labourer. "Chronic Rheumatism after Acute Rheumatism; commenced four months ago. Has gradually got better. Treatment—Aperients with Colchicum; Anodynes with Nitre; Iodide of Potassium with Colchicum and Sarsaparilla. At present slight pains in the knees and shoulders; Lumbago rather severe; general health good. No complications."

Has been unable to work (chiefly from the severity of the Lumbago) since January. Bathing in and drinking the waters. Ad. June 18, Dis. July 17, 1860, *Much better*.

XXXVIII.—C. F., aged 28, a Labourer. "Has been suffering from Rheumatism in his feet and legs for about seven months. General health good."

Was first attacked with Sub-Acute Rheumatism nearly nine months ago, when both feet were affected, and also one hip-joint and one hand. No complications.

Bathing in and drinking the waters. Tinc. Iodin. co. occasionally to one foot. Ad. June 19, Dis. July 31, 1860, *Cured*.

XXXIX.—M. C., aged 29, a Labourer. "Articular Rheumatism of three years' duration. Treatment—Warm Baths, Blisters, &c. Present state—pain, stiffness, and swelling of all the joints. General health good. No complications."

This patient was in the Hospital from June 23 to Oct. 6, 1859, and was discharged much better. When re-admitted the fingers of both hands, and the toes of both feet, were almost immovable and distorted. An unpromising case.



Douching and bathing ; blister to the hip. Ad. June 21, Dis. Sept. 4, 1860, *Better*.

XL.—C. D., aged 26, a Baker. “ Was attacked in 1854 with Acute Rheumatism, affecting all the large joints. He recovered and remained well until 1859, when he was again attacked, owing to catching cold. The Rheumatism has now assumed a chronic form. General health very good. No complications.”

According to the account given by the patient, he has had three attacks of Acute Rheumatism, the third occurring in the present year. The feet now are principally affected ; occasionally there is pain in the knees. Has had pericarditis. Much exertion induces difficulty of breathing and palpitation. The feet were soaked and the douche used on alternate days. Ad. July 5, Dis. Aug. 10, 1860, *Cured*.

XLI.—J. R., aged 22, Agricultural Labourer. Sub-acute Rheumatism. Says that in July last year, when heated, he lay down on the damp ground on his face, and went to sleep ; he has been ill ever since. Complains now chiefly of Lum-bago, but has also erratic pains affecting the arms and teeth, and has sour perspirations. General health good. No complications.”

Bathing in and drinking the waters. Ad. July 6, Dis. Aug. 24, 1860, *Cured*.

XLII.—G. K., aged 49, a Carpenter. “ Chronic Rheu-

matism for the past nine months; has had an attack of Acute Rheumatism when nine years old. Was in the Bristol Infirmary three months ago. The knees, ankles, wrists, and shoulders are now affected. General health not very good."

Valvular disease of the heart: anæmic. Bathing in and drinking the waters, with Tinct. Ferri. Muriat. and occasional douching. Tinct. Iodin. co. to the heel a few days before his discharge. Ad. July 13, Dis. Oct. 5, *Cured.*

XLIII.—J. B., aged 47, an Agricultural labourer. "Suffers from Lumbago, and occasionally from Muscular Rheumatism over the whole body, with Chronic Rheumatic arthritis of the large joints. Has been ill for nearly two months."

The waters were tried in every available form, and at low temperatures, but always produced more or less headache. The Lumbago was relieved. Ad. July 26, Dis. Sept. 4, 1860, *Better.*

XLIV.—T. Y., aged 55, a Gardener. "Suffering from loss of power in the right arm, and of very obscure origin; but probably owing to disease caused by an abscess in the hand about seven months ago. No complications."

General health good. Has suffered, and still suffers, from Rheumatism in the right shoulder, elbow, and hip. There is considerable enlargement of the right side of the olecranon and carpal end of the right ulna. Perspiration at night.

Bathing and douching. Ad. July 27, Dis. Sept. 18, 1860, *Cured.*



XLV.—C. P., aged 39, a Railway Porter. “Rheumatic Gout; has been subject to attacks for several years; and in the last three years has been laid up with it, on and off, a great part of his time; sometimes from three to four months together. Both feet and one elbow are affected. General health good. No complications.”

Has had two attacks of Acute Rheumatism, the first four years, the second about two years, ago. About ten weeks before admission, the shoulder, elbow, and finger joints were attacked with sub-acute rheumatism. There is effusion around the finger joints, and the ankles, insteps, and soles of the feet are also affected. There is enlargement of both elbow-joints. Bathing. Ad. July 27, Dis. Aug. 24, 1860, *Cured*.

XLVI.—E. B., aged 24, a Labourer. “Rheumatism for the last eight months, brought on by catching cold. The treatment used has been Colchicum and Opium, with aperients and warm fomentations, &c. He is now suffering from pain in the knees, ankles, shoulders and hips. His general health is good. No complications.”

Bathing in and drinking the waters. Ad. July 28, Dis. Sept. 11, 1860, *Much better*.

XLVII.—T. C., aged 25, an Agricultural Labourer. “Rheumatism commenced eight weeks ago, is now rather better; has been treated with warm baths and Colchicum. At present he is suffering from pain in almost every part

of his body. His general health is good. No complications."

States that he has not been able to work for the last four months; that he had pain in the right hip and shoulder a month before the above recorded attack. Both elbows and hands are affected with chronic articular rheumatism. The sole of the left foot is also tender. Walks with difficulty, Slight stiffness in hip remaining when discharged.

Bathing in and drinking the waters. Tinc. Iodin. co. and blister. Ad. Aug. 20, Dis. Oct. 23, *Much better.*

XLVIII.—G. R., aged 38, a House Painter. "Has suffered from several attacks of Acute Rheumatism, sometimes two or three years intervening. The last attack occurred May, 1860. Now chronic, with general stiffness of joints. Has been treated on general principles; is now taking Quinine. At present there is general stiffening of the joints, more particularly of those of the feet and hands. General health pretty good. No complications."

Is unable to move in his bed, and is extremely weak. Pain in the hands severe, with acid perspiration.

Bathing in and drinking the waters. Part of the time he was in the hospital he took Bicarbonate of Soda, and for a short while Tinc. Ferr. Sesquichlor. in the waters. He was absent for nearly a month on account of the death of his wife. When discharged he was able to walk; was free from pain. There was some stiffness, and he was weak. Ad. Aug. 21, Dis. Oct. 30, 1860, *Much better.*



XLIX.—J. S., aged 67, a Labourer. "He was first attacked last December with Acute Rheumatism, affecting all his limbs, especially those of the left side. The right hand and arm were only slightly affected. He was submitted to the alkaline treatment. At present his left side is very much stiffened, as well as his right leg and knee. No complications."

Complained chiefly of Lumbago, and occasionally there is severe pain of the left shoulder, and elbow-joint, and of the muscles of the arms. Bathing and douching. A few days before leaving he complained of slight pain of the muscles of the femur, which was relieved by a stimulating liniment. Ad. Aug. 23, Dis. Oct. 23, 1860, *Much better*.

L.—E. H., aged 33, a Labourer's wife. "Suffering from Rheumatism of twelve weeks' duration, arising from cold. Treatment has consisted of Aperients, with Colchicum, Diaphoretics, Alkalies, and Opiates. She is now considerably better, the disease being confined to the two hands, which are swollen and useless. Rather weakly, as to general health. Suffers from occasional cough. No other complication."

General Chronic Rheumatism, with incipient Phthisis. Ad. Nov. 2, Dis. Dec. 2, 1859, *Improper*.

LI.—E. S., aged 54, a Labourer's wife. "She has been ill for nine months, from Chronic Rheumatism. Weakness of the extremities generally, and enlargement of both knees. General health not bad. No complications."

The synovial membranes of the knee joints are much dis-

tended by effusion. Complains of Dyspepsia. Tinc. Iodin. co. to the knees; bathing and drinking. Her general health was improved, the swelling of the knees was somewhat diminished, and there was more motion. Ad. Nov. 3, 1859, Dis. March 14, 1860, *Better*.

LII.—H. J., aged 47, a Servant. "Rheumatism and chronic enlargement of the liver, accompanied with general debility of about twelve or fourteen years' duration, although the patient has been able to earn her living at times during the interval. The treatment has consisted of alteratives, tonics, aperients, &c. She is suffering from Rheumatism of a sub-acute form, affecting the muscles of the chest and limbs. No complications."

Bathing in and drinking the waters; occasionally, Tinc. Iodin. co. to the shoulder joints. Ad. Nov. 23, 1859, Dis. March 6, 1860, *Much better*.

LIII.—H. L., aged 38, a servant. "Chronic Rheumatism commencing thirteen weeks ago, beginning in the hip. The first attack. Complains of pains in the hips and legs. Her health is generally good. No complications."

Has had a previous attack of Rheumatic fever. At times the pain is severe in the wrists, and finger joints. Bathing, Tinc. Iod. co. applied to the joints; occasionally aperients, and opiates at night. Ad. Dec. 12, 1859, Dis. Feb. 2, 1860, *Cured*.



LIV.—H. G., aged 56, a Fireman's wife. "Chronic articular Rheumatism of four years' standing; treated at home on the ordinary principles, and in the Westminster Hospital by local depletions, and warm baths occasionally. It originated from cold. The wrists, and joints of the lower extremities are those at present chiefly affected, rendering her not quite able to do for herself, or to move about. Her general health is good. No complications."

The hands are distorted; has had two attacks of acute Rheumatism within the last five years. At present the pain is confined to both hips. While in the Hospital, was attacked with erysipelas of the left leg and foot; this was subdued, after which an abscess formed near the root of the great toe nail. She used the waters on coming into the hospital; but though much better when she went out, her improved condition is not attributable to the waters. Ad. Dec. 14, 1859, Dis. March 29, 1860, *Much better*.

LV.—S. E., aged 26. "Has suffered occasionally for two or three years from pain in the joints, but was never prevented from following her occupation until within the last two months, during which time she has been suffering from pain and stiffness in the right shoulder and left hip joint; in other respects she is in good health."

Her complaint commenced four years ago, with pain in the knees, from which she is now free. Owing to the pain in the hip, she is unable to lift the leg in walking. There is crackling of the right shoulder when moved. The pain of the hip and



shoulder are increased at night. There are occasional pains in the back and feet.

Bathing in and drinking the waters; Tinc. Iodin. co. to the joints. Was able to lift the leg in walking when discharged, and the pain and stiffness of joints was much diminished. Ad. Jan. 28, Dis. July 11, 1860, *Much better*.

LVI.—K. N., aged 24, a Servant. "Chronic arthritic Rheumatism, thickening of capsules of phalangeal joints, &c., six months' duration or more. Treatment by Iodide of Potassium, Iron and Quinine. General health moderately good. No complications."

The attack commenced nine months ago; the feet were first affected. The soles of the feet are tender; both knee joints are swollen; slight pressure on them causes acute pain; both wrist joints and those of every finger of the left hand are swollen and painful. Anæmic. She was in Westminster hospital for fourteen weeks. Bathing in and drinking the waters; leeches to the knees on admission. Ad. Feb. 9, Dis. July 17, 1860, *Cured*.

LVII.—H. G., aged 32, a Gardener's wife. "Rheumatism in the knees. General health weakly. No complications."

Suffering from Chronic Rheumatic Arthritis, with contraction of the knee and elbow joints. Bathing. Ad. Feb. 29, Dis. May 15, 1860, *Better*.

LVIII.—M. R. B., aged 25, a Washerwoman. "Rheuma-



tism produced by hanging out clothes on a cold, wet day, about a year and a half ago, increased by living in a damp house. Has taken medicine without producing much relief; the hands and feet continue swollen and weak, and she is incapable of any exertion. No complications."

Bathing in and drinking the waters. Ad. March 7, Dis. May 18, 1860, *Much Better*.

LIX.—M. M., aged 37, a Labourer's widow. "Chronic Rheumatism, affecting the joints chiefly; of five years' duration. For this she was in the Bath General Hospital for six months, and much benefitted; she left it last July. The disease has returned with equal violence. No complications."

The knee-joints and those of the fingers are much affected. General health good. Bathing in and drinking the waters. Ad. April 14, Dis. July 31, 1860, *Better*.

LX.—P. N., aged 56, a Labourer's wife. "Chronic Rheumatism, with considerable derangement of the digestive organs in the first place, some four or five months since. There is weakness and stiffness of all the extremities. General health good. No complications."

Right hand chiefly affected; also pain and stiffness of the back, loins, and hips.

Bathing in and drinking the waters. Ad. April 18, Dis. May 8, 1860, *Better*.

LXI.—A. T., aged 53, a Labourer's wife. "Chronic

Rheumatism commenced about three years ago ; has continued to increase ever since ; has never been under medical treatment. There is pain in all the joints ; the hands and shoulders are the parts most affected ; her general health is pretty good. No complications."

Suffered from Rheumatism previous to present attack ; the ankles and feet were first affected, then the shoulders, arms, and hands. Bathing in and drinking the waters. Tinc. Iodin. co. to the elbow joints. Ad. April 18, Dis. July 11, 1860, *Much better.*

LXII.—R. N., aged 29, wife of a Painter. "Two years ago had an attack of Rheumatic Fever, which lasted seventeen weeks. At present there is more or less inflammation of all the large joints ; her general health is pretty good. No complications."

Has had an attack of Acute Rheumatism every year for the last five years ; the first attack occurred when convalescing from her confinement ; there is perspiration both during the day and night ; during the latter the pains are increased. The hips and shoulders are the most painful. Bathing. Ad. April 13, Dis. May 4, 1860, *Cured.*

LXIII.—M. F., aged 43, a Cook. "Rheumatism ; weakness of the joints. Feet and hands principally affected ; great soreness of the feet. Is unable to walk well. General health very good. No complications."

Fifteen months ago, the shoulders were first affected with



Rheumatic Arthritis : has never had Rheumatic fever. Catamenia regular. Bathing in and drinking the waters. Ad. May 9, Dis. July 11, 1860, *Much better*.

LXIV.—M. L., aged 22. “Was first attacked five years ago, last August, with weakness and swelling of the wrist joints, which gradually increased and extended to the other joints. Has been under different medical men, and treated for Rheumatic Gout. Is now suffering in both wrists, the joints of the fingers, and knee-joints, and slightly in all the other joints. Weakly in general health. No complications.”

Catamenia regular. Both hands distorted. Has never suffered from Rheumatic Fever. Bathing in and drinking the waters. Tinc. Iodin. co. to the joints. Ad. May 24, Dis. Oct. 16, 1860, *Much better*.

LXV.—M. B., aged 46, a Labourer's wife. Four or five years ago had a sudden attack of Acute Rheumatism in the right hand and arm, and has been ailing ever since. Was under treatment as an out-patient of the County Hospital in Hants for seven months, with little benefit. At present there is great stiffness both in the hands and arms, especially in the right arm. General health delicate ; has some cough, and is emaciated.”

The waters were sparingly used, as there was pulmonary disease. The Rheumatic pains were diminished. Ad. May 28, Dis. July 3, 1860, *Better*.

LVI.—S. L., aged 16, a Farmer's daughter. "Has been subject to Rheumatism for more than a year; it is principally confined to the hands and arms. The joints of the fingers are enlarged and stiff; general health good. No complications."

The attack first commenced in the articulations of the fingers; the elbows and shoulders were subsequently attacked. Catamenia irregular. Suffers from Dyspepsia. Bathing in and drinking the waters. Ad. May 30, Dis. July 17, 1860, *Cured*.

LXVII.—C. H., aged 29, a Washerwoman. "Has been affected with Articular Rheumatism for the last twelve months. She was under treatment last September for about six weeks, as an out-patient of the Clifton Dispensary, and at that time was relieved. Since then she has suffered severely, but with occasional intermissions. At present her hands and feet are principally affected. Her general health is pretty good. No complications."

Catamenia have always been regular. Has suffered from Leucorrhœa, and occasionally suffers from Dyspepsia. Ad. June 14, Dis. Nov. 13, 1860, *Much better*.

LXVIII.—M. W., aged 55, a Schoolmistress. "Rheumatic affection of the muscles of the neck (now better). Suffers in her back, and legs; treated with Guaiacum. At present complains of stiffness in the limbs and loins. General health good. No complications."



she was sensible of stiffness in the muscles at the back of the neck, which extended to the shoulders, and was felt also in the back, and under the knees. Was able, when discharged, to dress herself, which she could not do when admitted. Ad. June 19, Dis. July 11, 1860, *Cured*.

LXIX.—M. R., aged 57, a Labourer's Wife. "Sub-Acute Rheumatism. Has been treated with Alkalies, Bark, and Iodide of Potassium. The knees, wrists, and one shoulder are the parts now principally affected. General health very fair. No complications."

Rheumatic deposits in knees and ankles; the wrist joints are enlarged; the fingers slightly affected; not able to walk. She was discharged at her own request, when slowly recovering. Bathing in, and drinking the waters, with Sodæ Bicarb. Ad. July 27, Dis. Sept. 18, 1860, *Better*.

---

## SCIATICA.

---

I.—J. W., aged 42, a Farm Bailiff. "Rheumatic Sciatica, about five weeks' duration. Pain in the situation of the lumbar and sciatic nerves. His general health is good. Has been treated with Colchicum Pulv. Doveri, Quinine, Carb. Ferri., Warm Bath, Calomel, and Extr. Colocynthid Comp."

When admitted, he was much better than when he first applied for admission. Bathing, and drinking the Waters. Ad. Nov. 8, Dis. Nov. 18, 1859, *Cured*.

II.—J. P., aged 48, a Gardener. "Sciatica. Subject to attacks for some years. He has been treated in various ways; latterly by purges, and a blister dressed with Morphia ointment. No other origin but what arises from his employment as a Gardener. The right sciatic nerve is affected. His general health is tolerably good. No complications."

This patient was in the Hospital in 1857, for Rheumatism, and was cured. He states that he got wet during the last mowing season, after which he was attacked with pain in the right hip joint, extending to the knee and ankle. His general



health is good. He bathed only. Ad. Dec. 29, 1859, Dis. Jan. 24, 1860, *Cured*.

III.—W. H., aged 34, a Shoemaker. “Dyspepsia, and Neuralgic pains of Leg. Commenced in June last. He has been considerably relieved, but still suffers from the above complaints, and is in a weak state. The treatment at the commencement consisted of alterative aperients and counter irritants; latterly, mild aperients, and vegetable tonics. At present he complains of indigestion, and occasional pains of the left hip and leg, with debility. No complications.”

Sciatica. The patient was strumous and anæmic. A blister was applied to the hip. He bathed in and drank the waters, and was douched. Ad. Dec. 29, 1859, Dis. Feb. 24, 1860, *Much better*.

IV.—M. D., aged 56, a Puddler at Ironworks. “Sciatica of three months’ duration. Attributes his illness to incautiously sitting upon the cold ground, when heated. He first complained of great pain and a sensation of coldness along the course of the sciatic nerve, with tenderness on pressure. The treatment consisted of leeching, purgatives, calomel, and opium, guaiacum, strychnia, stimulating liniments, and embrocations. He now complains of weakness and coldness of the left leg, tenderness on pressure over the upper portion of the sciatic nerve. Worse at night. Pain of left shoulder and arm. Tongue clean; skin cool. Pulse under 80. Bowels inactive. General health pretty good. No complications.”



Acute pain of hip when a blow is struck on the heel, the leg being extended. Severe pain at night. A blister was applied behind the hip-joint, and he bathed, and drank the waters. Ad. Jan. 24, Absconded Feb. 13, 1860, *Better*.

V.—J. P., aged 44, a Collier. “Sciatica of about fourteen weeks’ duration, unrelieved by treatment. Pain extending from the (right) hip to the ankle, with weakness; general health good. No complications.”

Has been in the habit of working in the wet. Blistered once. Bathing. Ad. Feb. 10, Dis. May 22, 1860. *Much better*.

VI.—C. C., aged 60, a Lock-keeper. “Sciatica on the right side, of two years’ duration. General health good. No complications.”

Blister. Bathing and drinking. Ad. Feb. 10, Dis. May 15, 1860, *Better*.

VII.—B. S. aged 36, a Labourer. “Sciatica about two years’ standing; supposed to be produced by cold and damp. Has had leeches, blisters, iodine, and warm baths. Pain in standing or taking exercise, in the right hip joint. General health tolerably good. No complications.”

Has never been wholly free from pain since he was first attacked. About a year ago the complaint became worse. Is dyspeptic. The actual cautery was applied behind the hip-joint, without affording relief. Leeching, once. Bathing and douching. Ad. March 1, Dis. May 22, 1860, *Cured*.



VIII.—A. R., aged 23, a Labourer. “Sciatica four months. General health good. No complications.”

Has undergone treatment without benefit. He is a strong healthy man. Bathing and blister. Ad. March 5, Dis. May 22, 1860, *Better*.

IX.—W. D., aged 28, a Labourer. “Rheumatism. The first symptoms appeared in March, 1858; attributed to constant exposure to damp. Every variety of treatment, both local and general, has been adopted, with the exception of warm baths. The seat of the disease is principally confined to the Sciatic nerve, extending down the leg, and across the loins, rendering the patient unable to walk, and the continual pain depriving him of sleep. General health very good. No complications.”

Bathing in and drinking the waters. Ad. April 14, Dis. May 23, *Much better*.

X.—J. M., aged 60, a Wood-cutter. “Sciatica, nine months’ duration. Treatment, blisters, stimulating liniments, colchicum, opiates, and sudorifics, without avail. General health good. No complications.”

Bathing in and drinking the waters. Left the Hospital at his own request. Ad. April 14, Dis. May 31, *Better*.

XI.—T. T., aged 49, a Miner. “Sciatica of right leg. He is a worker underground; while at work, sits in water, or on wet earth. Some nine months ago first complained of



pain; it has been much relieved by cupping, blisters, aperients, and lately by tonics. Pain along the course of the Sciatic nerve, not wholly fixed, but changing its situation. His general health is very good. No complications."

Bathing and douche in the bath. Ad. April 18, Dis. June 12, 1860, *Cured*.

XII.—J. B., aged 40, a Labourer. "Has been under medical treatment for about five weeks, for Sciatica, brought on by working in the wet. Has taken Potass. iod. morphia, and other remedies, with decided blistering, without effect."

Actual cautery, bathing and douching. Ad. May 24, Dis. Aug. 14, 1860, *Cured*.

XIII.—J. V., aged 41, a Cloth Weaver. "Sciatica; duration twenty-three weeks. Treatment consisted of the usual remedies, without any effect. Left leg affected; general health good. No complications."

Had an attack of sub-acute Rheumatism three years ago. Blister; bathing in and drinking the waters. Ad. May 29, Dis. June 19, 1860, *Cured*.

XIV.—T. L., aged 32, a Brewer. "Rheumatic fever. Treatment: Salines, Colchicum, and Potass. Iodid. The part at present affected is the hip. General health good. No complications."

About five years ago had an attack of Sciatica in the left hip. The right hip, now affected, was attacked four months



ago. Blistered without relief; leeches applied twice. Bathing in, and drinking the waters. Ad. June 20, Dis. Oct. 2, 1860, *Cured.*

XV.—T. E., aged 55, a Puddler. "Two years ago had severe pain in the hip (left), and about the joint, simulating Rheumatism, but unattended with synocha; the pain has not left the part permanently since that period. Has been treated with embrocations, sinapisms, vesicants, &c., and internal alteratives. At the present time there is a prickling, burning pain in the joint, and down the leg. General health good. No complications."

Bathing and douching. Ad. July 5, Dis. July 17, 1860, *Much better.*

XVI.—T. F., aged 48, a Shoemaker. "Sciatica in the right hip, commencing in October last. Treated with stimulating embrocations and Belladonna plaisters. General health tolerably good. No complications."

At first he received benefit from bathing; but had a severe attack about a fortnight after his admission, which was not relieved. Ad. July 6, Dis. Aug. 3, 1860, *No better.*

XVII.—J. G., aged 57, a Coachman. "Sciatica. He was attacked about mid-winter. After some intermissions he had a relapse about six weeks ago. He has been treated with Guaiacum Pulv. Ipecac. co., a Blister, and Vapour Baths; the last mentioned, though applied only at home and

in a rough way, had a very good effect. The pain is at times excruciating. General health pretty good. No complications."

Bathing. Ad. July 10, Dis. July 17, 1860, *Cured*.

XVIII.—A. T., aged 18, a Mason's Labourer. "Sciatica commenced about three or four months ago. Under treatment with Colchicum, Opiates, Blisters, and stimulant applications he improved, but is still very lame, and suffers much pain. General health good. No complications."

There is pain in the right hip, which is acute. Leeching before using the waters and Blister. Bathing. Ad. Aug. 14, Dis. Oct. 9, 1860, *Cured*.

XIX.—J. G., aged 50, a Coal-miner. "Rheumatism brought on by sitting in a draught when over-heated with work about five months ago. Was in Guinea Street General Hospital eight weeks; had six Blisters on, and a Seton in the thigh, and medicines. Constant pain from the knee upwards to the hip-joint; disabled from walking, without a crutch or stick. General health good. No complications."

Blister and Leeches. Bathing in and drinking the waters. Ad. Aug. 22, Dis. Oct. 23, 1860, *Cured*.

XX.—W. R., aged 45, a Shoemaker. "The patient has suffered from Rheumatism, more or less, for the last six years, brought on in the first place from working in a damp, underground room. He has been taking Colchicum in dif-



ferent forms, combined with Morphia, Dover's Powder, Hyosciamus, and using embrocations without any but temporary relief. Has lately been taking Sarsaparilla, Iodine, Potass. Iodid. Morphia, Quinine, and Pil. Hydrars. The hip (left) and legs are principally affected."

General health tolerable. Has enlargement of the liver, distortion of the cervical vertebræ from injury when a child, and gastric disturbance; also prolapsus ani. As regards the Sciatic affection, he was much better when he left the Hospital.

Bathing. Ad. Sept. 7, Dis. Oct. 12, 1860, *Much better.*

XXI.—S. F., aged 63, a Labourer. "A year ago last November was attacked with pain in the right hip, which extended to the foot; occasional pains in the loins. General health good. No complications."

Bathing. Ad. Sept. 8, Dis. Oct. 12, 1860, *Cured.*

XXII.—M. S., aged 24, a Servant. "Rheumatic Sciatica from immersion in water, when in a boat at the sea-side about two months since. The affliction commenced gradually, and continues to get worse. The treatment has been various. Colchicum, and Guaiacum, combined with Alkalies, Diaphoretics, &c. At present complains of inability to walk, from excessive pain in the hips, thigh, and knee, more particularly at the change of weather. Her general health is good. No complications."

Bathing and Douching. Ad. Nov. 18, 1859, Dis. Jan. 12, 1860. *Cured.*

XXIII.—J. W., aged 16, a Servant. “During March and April she was suffering from severe pain in the front and side of one leg, which she said disabled her from keeping her place of servitude. The complaint was considered to be of a Rheumatic nature, arising from frequent exposure to weather, and getting wet about the legs. It was treated in accordance with that view; after which it assumed the character of neuralgia, but did not yield to the ordinary remedies for that disease. General health good. No complications.”

Sciatica. Bathing in, and drinking the waters. Ad. Jan. 16, Dis. April 13, *Cured.*

XXIV.—M. S., aged 24, a Servant. The case of this patient has been reported before (vide xxii). About a fortnight after her discharge from the Hospital, Sciatica returned as before, and “she has used every means for her restoration,” without avail.

Blister; bathing and friction. Re-ad. Feb. 27, Dis. May 16, 1860, *Much better.*

XXV.—M. H., aged 59, wife of a Weaver. “Was first attacked with Sciatica of the right side about seven years ago, which was not relieved by the usual treatment in any great degree. Within the last year there has been general rheumatic affection of the knees and shoulders, with helplessness



and bad nights, with pain and inability to move much. General health good. No complications."

The first attack of Sciatica occurred while she was convalescing from fever. Both sides of the body are affected. Blister; bathing and drinking the waters. Ad. July 26, Dis. Sept. 4, 1860, *No better.*

---

## G O U T.

---

I.—J. C., aged 35, a Groom. "Has had Rheumatism for the last two years, and is affected with general stiffness of the joints. His general health is good. No complications."

Four years ago had an attack of Gout in the right great toe joint, which is now stiffened. Not long after admission had a similar attack in the same locality, and subsequently, at intervals, the knees and hands were affected. Two years ago the finger joints of both hands were attacked one after another. He is debilitated.

Bathing and douching, and drinking the waters, during the intervals of the acute attacks. Ad. Dec. 14, 1859, Dis. May 22, 1860, *Much better.*

II.—W. G., aged 49, a Gardener. "A case of Chronic Gout. Chalk stones on the joints of the toes of the feet, and hands. Deposits in both ears. General health tolerably good. Several of mother's family suffer from gout." Had two or three slightly acute attacks of the hands and knees when in the Hospital. Bathing in, and drinking the waters. Ad. March 30, Dis. Sept. 21, 1860, *Cured.*



III.—T. M., aged 44, a Patent Leather Manufacturer.  
“On several occasions during the last five years he has suffered from Rheumatic Gout, which has considerably crippled his limbs, he has however been able to work as a leather dresser, from time to time. The attacks have lately become more severe and frequent.”

He states that he had an attack of Rheumatic Fever, two years ago. The joints of both great toes were subsequently attacked with pain at night; they are both somewhat stiffened, and there are chalk stones. When discharged he was altogether free from pain, and says he had not been so well for the last two years. Ad. July 26, Dis. October 9, 1861,  
*Cured.*

---

## PARALYSIS.

---

I.—J. H., aged 50, a Miner. "Paraplegia, the result of lesion of the medulla spinalis, produced by cold. There has been paralysis of the bladder, and all voluntary motion of the bowels lost. There is considerable improvement, but the case seems now at a standstill. The treatment has been counter-irritation, mercurials, mineral tonics, with strychnine, warm baths, and the douche bath at Ilkley (Yorkshire). There is no loss of memory or speech. The patient can now walk. His general health is pretty good."

He complains of pain in the loins, on bending forward. Can walk fairly, but not steadily. Is unable to expel his urine, and uses a Catheter. Was admitted on the 17th November, 1859, and there was no improvement up to January 3, 1860, when increased power of the limbs was manifested. On the 13th, the limbs were much better; and on the 3rd of February, his general health being much improved, and according to his own statement, being "a good deal better," and able to take some employment, he was discharged. There was no improvement in the state of the



bladder. Bathing, douching, and rubbing. Ad. Nov. 17, 1859, Dis. Feb. 3, 1860, *Much better*.

II.—H. L., aged 51, a Carver and Gilder. "About a year ago was attacked with Hemiplegia of the left side. Three weeks after this attack he recovered the use of his arm and leg, but was again attacked some time after. His speech is somewhat imperfect. There is diminished sensation of the left side of the face. Pain in leg, arm, and face occasionally. His memory and general health good. No complications."

Bathing and douching. Ad. February 4, Dis. March 13, 1860, *Much better*.

III.—H. J. W., aged 34, a Sailor. "In Oct., 1859, on board ship, he was attacked with gradual Paralysis of the right side, for which there seems to be no cause beyond cold, wet, and exposure. He continued his duties, as a sailor, and as soon as he reached shore, came under treatment, and was a patient at the Surrey Dispensary for two months. The treatment has consisted of Oxide of Zinc, and Electricity regularly applied without much benefit. He has now partial loss of motion and power in the right arm and leg. He drags this leg (slightly) after him, but walks tolerably well; the power of grasping anything in the hand is diminished. Sphincters not affected. Brain sound; sensation perfect. General health tolerably good."

Speech indistinct. Bathing and douching. Ad. March 7, Dis. July 3, 1860, *Much better*.



IV.—C. J. T., (a German) aged 46, Teacher of Languages. “Was attacked with Hemiplegia three years and a quarter ago. Under simple treatment improved in health. Was considerably reduced by treatment when in Germany, where he was four times bled. Left side affected; power is returning; able to walk with assistance. General health good. No complications.”

When discharged at his own request, he was able to move his arm with more freedom and could walk up and down the hospital ward without any assistance. Had been in the Hospital previously for about a month. Ad. April 23, Dis. July 11, 1860, *Better*.

V.—T. B., aged 32, a Coachman. “Incomplete Paralysis. Three years ago experienced weakness in both legs, amounting to a slight degree of paralysis, which condition has continued more or less to the present time. Treatment, chiefly local friction, alterative aperients with Colchicum and Tonics. The parts affected are the lower limbs, from the hips downwards, which have been exposed to wet in his occupation of Coachman. Has continued his work until three weeks ago. General health good.”

Walks tolerably well when walking slowly, stumbles when he walks quick. Numbness and coldness of lower extremities. The attack is of two years and a-half duration. Ad. July 28, Dis. Sept. 25, 1860, *Much better*.



VI.—B. R., aged  $4\frac{1}{2}$ . “Paralysis of left arm, which came on suddenly with convulsions, three years ago. General health very good. Had fits, her mother says, five months ago.”

The left thumb is turned towards the palm of the hand, and the wrist is flexed. Sometimes she cries out suddenly, and places her hand upon her head. Has ascarides. A gentle shower-bath of the Waters was tried; but it caused so much fright that she was discharged. Ad. Dec. 20, 1859, Dis. Jan. 19, 1860, *No better*.

VII.—L. T., aged 23, a Labourer's Wife. “Is now suffering from great weakness and contraction of limbs, contingent upon a chill after confinement, some twelve months since. No complications.”

She is much debilitated; suffered considerable hæmorrhage at the time of her confinement. She is unable to bend her legs. Complains of pain in the knees and ancles. No sensation at the sole of the left foot, which is dropped at the ankle. Only slight power of moving the right foot. Great tenderness down the spine, extreme over the situation of the lower lumbar vertebræ. She tried a tepid bath, but it produced head-ache, dim-sightedness, and flushing of the face. Ad. March 2, Dis. March 9, 1860, *Waters disagreeing*.

VIII.—C. H., aged 54, a Labourer's Wife. “Hemiplegia on Jan. 6, 1856; gradual recovery in every respect except in the use of the hand and foot. There is incomplete power

over the movements of the hand and foot; no other symptoms. General health very good."

Douching improved the hands and feet, but bathing constantly induced headache. Ad. May 28, Dis. June 15, 1860, *Waters disagreeing*.

IX.—A. O., aged 49, a Tailor's Wife. "About twelve months since had an attack of acute rheumatism, from which she recovered. She has now partially lost the use of the right side, and has been getting worse the last six months; her health is good."

Great tenderness of lower portion of the spine, trips with her right foot, subject to occasional giddiness, and headache. Blistering, douching, and bathing. Ad. June 20, Dis. Aug. 15, 1860, *Much better*.

X.—A. N., aged 40, a Cook. "Was taken ill Jan., 1859, when scouring, the right hand becoming paralysed, and then the whole of the right side. Went to the Infirmary at Camberwell, became very little better, was passed to the Chertsey Union, March, 1859. The right shoulder and arm are still much affected, cannot work, or write. Walks with difficulty, general weakness, great pain and stiffness in the limbs, also a feeling of sickness. No complications."

Partial loss of motion and sensation, subject to headaches. Tepid Bath and Douching, for only a short time, produced much giddiness. Ad. Sept. 8, Dis. Oct. 2, 1860, *Waters disagreeing*.



## PARALYSIS FROM LEAD.

---

I.—A. O., aged 25, a Baker. “Was at sea when the present ailment made its appearance. He was not seen by the reporter until he returned ; he then stated that he had lost the power of both wrists, and on enquiry it was found that the ship in which he had been, had undergone thorough painting. The treatment consisted in Sulphuric Acid, Sulphate of Strychnine, &c. Paralysis of lower arms, and dropped hands. No other complaint except frequent micturition during the night, and seminal emissions occasionally. His general health is pretty good. The affection is uncomplicated. He had an epileptic fit when first affected.”

This patient had been in Guy's Hospital, where he received but little relief from treatment. The paralysis of the wrists is now as bad as it ever has been. There is a lead line along the edge of the gums. He began to improve about three weeks after admission. Three months after this time the lead line had almost wholly disappeared. When discharged he was capable of resuming work, with the left wrist perfectly restored, the right nearly so, and perfectly well in other

respects. Bathing, and drinking the waters, and rubbing; for a short time he took the Tinc. Ferri. Sesquichlor. Ad. Nov. 17, 1859, Dis. March 2, 1860, *Much better.*

II.—T. H., aged 28, a Plumber. "Wrist drop (duration seven months), handling lead in gas fitting. Treatment by Douche-Bath, Sea Bathing, Sulphates, and Tonics. Mechanical help. His general health is good. Has had Painter's Colic. No complications."

Both hands are dropped. There is no lead line on the edge of the gums. There is a swelling on the dorsal aspect of both hands, to which Io. Iodin. co. was applied. The other treatment was drinking, bathing, and the douche. Ad. Nov. 22, 1859, Dis. Feb. 3, 1860, *Cured.*

III.—W. M., aged 38, a Weaver. "Dropped hand from drinking water which had passed over a lead roof, of three weeks' duration. Paralysis of extensors of the right wrist and fingers. His general health has always been good. No complications."

There is a very faint lead line on the edge of the gums. Hands soaked daily, arms and hands douched alternate days, and drank the waters. Ad. Nov. 24, 1859, Dis. Jan. 13, 1860, *Cured.*

IV.—C. P., aged 31, a Painter. "Paralysis of the extensor muscles of the right arm and hand, arising from the influence of lead; first felt its poisonous influence about six



months since. He gradually gets worse. He has not been under any treatment. His general health is good. No complications."

Complains of pain in the loins, with numbness of lower extremities, but no loss of power. No pain on pressure of the spine. There is a lead line on the edge of the gums. Some time before the hand dropped he felt weak; no swelling on dorsum of the hand. General health pretty good. First attack. Bathing and soaking the hands. When discharged, the lead line had almost disappeared, and the power of extending the wrist and fingers perfectly restored. Ad. Dec. 27, 1859, Dis. Feb. 10, 1860, *Cured*.

V.—J. C., aged 33, Painter and Glazier. "Has had three attacks of Lead Colic during the last year. Since the last attack the hands have dropped. A month since he was taking alum with sulphuric acid. Has been purged with calomel and opium, and sulphate of magnesia. His general health is good. No complications."

The right hand is completely dropped, the left partially so; of the fingers of the latter, only the index and little finger can be moved. Bathing and drinking the waters. Ad. Dec. 27, 1859, Dis. Feb. 24, 1860, *Much better*.

VI.—J. B., aged 57, an Agricultural Labourer. "Paralysis of the arms of six weeks' duration. Unmistakeably from *lead*, but *there is no lead* history. The man is an agricultural labourer, and the only source that can be discovered by which



lead could enter his system is from *cider*. The arms only affected. No Colic. General health good. No complications."

First found his arms becoming weak last September, with griping pains in the bowels, and costiveness. The arms are both wasted from the shoulders downwards; he cannot lift them up, they hang down useless by his side. He can flex and extend the hands at the wrist. He gave up work about six weeks ago. There is a well marked lead line on the gums. He states that he is a cider drinker; that the apple *must*, at the farm where he works, is allowed to run from the press into a *leaden vessel*. A fellow labourer was taken ill in a similar manner, but not so badly, he says. Has taken "a smart lot of medicine before he came in" to the Hospital. On Feb. 3, he was able partially to flex the fore-arm of the left side, and slightly also that of the right side. Ad. Jan. 25, Dis. (having to go home on business,) March 20, 1860, *Much better*.

VII.—H. S., aged 30, a House-Painter. "Lead Palsy. He is a painter, and first noticed weakness of the wrists eight months ago. Had Colic once, six years ago. Has been treated with Sulphuric Acid, and also Iodide of Potassium, without benefit. His general health is good. No complications."

The muscles of both arms are soft and flabby; the left more so than the right. Swellings on the back of the hands. Lead line on gums. Tinc. Iodin. Co. applied to the back of the



hands; bathing in and drinking the waters, and soaking hands and fore-arms daily. Ad. Jan. 25, Dis. Feb. 24, *Cured*.

VIII.—A. Y., aged 43, a Carter. “Dropped hands. Felt a weakness in his hands during the summer, which gradually increased, and about the beginning of October last they were quite useless. Usual treatment. His general health good.”

He has been ill for five months. The muscles of the forearm are wasted. Bowels regular. Lead-line on the gums. Swellings on the back of the hands. A cider-drinker. None of the cider of which he had drunk could be obtained for examination. Tinc. Iodin. Co. applied to the swellings on the hands, drank, and soaked hands in, the waters. Ad. Jan. 12, Dis. March 6, 1860, *Cured*.

IX.—W. W., aged 32, a Gardener. “Is suffering from Lead Paralysis. The manner in which he took lead cannot be traced. He was first taken ill with lead colic in August last; after three weeks he recovered with the exception of pains in the limbs and weakness. In November last had another attack of colic, followed by paralysis. Pretty complete paralysis of the extensor muscles of both hands, which cannot be raised to the head. The sphincters are not affected, neither is there loss of memory, or speech. His general health is good. No complications.”

There is almost complete paralysis of both arms from the shoulder joints, as well as of the wrists and hands. There are remains of a lead line on both gums. He was greatly debili-



tated and emaciated when admitted. When discharged he had greatly improved both as to bodily strength and bulk. The power of both arms was restored, and also of the left wrist; the right wrist was slightly dropped, but he was unable to extend the fingers of either hand. Bathing in, and drinking the waters, and Mist. Quinæ. Ad. Feb. 9, Dis. June 19, 1860, *Much better.*

X.—G. W., aged 26, a Shoemaker. "Was attacked five months ago with Colica Pictonum, and about the same time his right wrist dropped; two weeks after this he had a second attack of Colic, when the left wrist dropped. Lead line on the gums. Has been a patient at St. George's Hospital, London. His general health is good. There is no clue to the source of lead impregnation."

Bathing in and drinking the waters. Ad. March 1, Dis. June 19, *Cured.*

XI.—J. B., aged 32, a Painter. "Was admitted into the Hospital June 4, on account of dropped hands, and discharged Aug. 4, 1859, *Cured.* Has taken every precaution to avoid being affected with lead while continuing his occupation as a painter, since leaving the Hospital, but about ten weeks ago he had a slight attack of Colic, and about a fortnight after he lost the use of his right hand, *i.e.*, it dropped. There is a broken lead line on the gums. The right wrist is affected; the thumb, first and small finger of the right hand are not affected. The left hand is not at all affected."



Bathing in and drinking the waters, and soaking the hands.  
Ad. March 29, Dis. June 5, 1860, *Cured*.

XII.—J. M., aged 40, a Worker in a Lead Mine. “Was admitted into the Hospital on the 28th April on account of “dropped hands,” and discharged 18th August, 1859. *Much better*. He states that he had been quite well until Christmas last; that he had relinquished working in the lead mine and at the furnaces since he left the Hospital, but that he had been exposed to the fumes of lead when the slag was tapped, and the melted metal run into the water. There is a diffused lead line on both gums. Had been twenty-one years at the work before he had an attack of Colic, which first occurred two years ago.

Bathing in and drinking the waters, and soaking the hands. Ad. March 30, Dis. July 11, 1860, *Cured*.

XIII.—E. S., aged 28, a Seaman. “Rheumatic fever two months ago. Treated on board ship. General health good. *Dropped hands*. No complications.”

On admission, he states that six months ago he was attacked with Rheumatic Fever. He does not, at present, complain of any rheumatalgia. The arms, he says, have been wasted, soft, and flabby. There is now slight swelling on the dorsum of the hands. He can extend the left wrist, but not the right; cannot extend the fingers of either hand. There is slight lead line on the gums. His usual beverage is beer; but he also has been in the habit of drinking the water



on board ship, which is supplied through leaden pipes by means of a leaden pump. After being in the Hospital about fifteen days, the lead line had disappeared. Bathing and drinking. Ad. May 4, Dis. June 8, *Cured*.

XIV.—G. N., aged 40, a Labourer. "Has been labouring under a paralytic affection of the upper extremities for the last six months, with dropped hands, brought on from exposure to cold and damp. His general health is good."

About a month ago suffered from an attack of constipation. Slight lead line on the gums; the drop of the wrists is slight, but none of the fingers of either hand can be extended; and the muscles of the arms about three weeks ago began to shrink and become flabby. He is a cider drinker, and unfortunately none of the cider which he used could be obtained for examination.

Bathing in and drinking the waters, and soaking the arms. Ad. May 24, Dis. Aug. 14, 1860, *Cured*.

XV.—E. L., aged 48, a Decorative Painter. "First of all lead symptoms of retrocedent Gout, complicated by the saturation of his system by lead. The symptoms yielded with difficulty to the ordinary methods of cure, and the more acute ones having subsided, he has had a course of Iodide of Potassium and Iron, with very evident benefit. There yet remains some muscular paralysis of the right upper extremity, which is however gradually passing away."

Has been a painter for thirty years; suffered from an



attack of Colic four years and a-half ago, since which time he has had five attacks of Colic. The whole of the upper and lower gums are empurpled with lead. He is sallow and anæmic. Right arm smaller than left, and the muscles flaccid; the right wrist is not dropped. Of the fingers, the middle and ring finger are partially dropped; swelling on the back of the hand; the left wrist and hand not affected. Six days after admission the gums showed only a deep purple lead line, confined to their edges.

Bathing in and drinking the waters. Tinc. Iodin. co., to the back of the hand. Ad. June 6, Dis. Aug. 29, 1860, *Cured*.

XVI.—A. L., aged 28, a House Painter. “Last year had a severe attack of Painter’s colic, from which he perfectly recovered. In April of this year, he complained of pain in both arms, which terminated in Palsy of both hands. General health good. Has been a painter sixteen years.”

During the last five or six years he has had six attacks of Colic. The most severe occurring about twelve months ago. The muscles of the fore-arms are soft and flabby. The hands are not dropped at the wrist, but he cannot extend the fingers of either hand. Slight lead line on the gums. Pallid countenance, much debilitated; subject to cough, and has had slight hæmoptosis. He progressed very favourably to a certain point, but there were symptoms of Pthisis, and he left the Hospital. Ad. June 7, Dis. Aug. 3, 1860, *Better*.

XVII.—T. C., aged 38, a Gas Fitter and Plumber. “Was



admitted into the Hospital, when suffering from dropped hands, on 28th Oct., and discharged Jan. 19, 1860, *Cured*. He states that three weeks ago he was attacked with Colic ; that he had relinquished working as a Gas Fitter and Plumber for three weeks after his discharge from the Hospital, and had been employed in Tin-plating. Both hands are affected ; the drop of the wrists is slight, that of the fingers perfect. Swellings on the back of both hands."

Bathing in and drinking the waters. Ad. June 8, Dis. Oct. 23, 1860, *Cured*.

XVIII.—G. G., aged 26, a Plumber. "About eighteen months ago the applicant had an attack of Colic, lasting four days, after that he began to lose the use of his hands, then of his feet. The extensors of the fore-arm are principally affected, and there is considerable atrophy of those muscles. The applicant was under Hospital treatment for some time, taking, it is believed, Iodid. Potass. ; he was also galvanised at the same Institution (Guy's Hospital, London.) He is certainly better, and has much more power in the hands. General health good. No complications."

Has had seven attacks of Colic, the first about two years ago. The left wrist dropped ; fingers of both hands affected ; hands much emaciated ; both feet affected, *i.e.*, drop from the ankle. Narrow, but complete lead line on the upper gum. The improvement in this case was so steady, that had the patient not been obliged to leave, there was every reason to anticipate a perfect recovery. Bathing in, and drinking the



waters, and friction. Ad. June 16, Dis. Sept. 11, 1860, *Much better.*

XIX.—T. C., aged 38, a Looking Glass Silverer. "Twenty-one months back trembling of the hands occurred"; was cured at the Middlesex Hospital; five weeks ago attack recurred, of hands, of body, and of jaws; the gums became spongy, with a blue line; was admitted at King's College Hospital, London, March 21, 1860. Has much improved, but a good deal of tremor of the hands, and arms, remains. Sulphur baths have been used with good effect. General health exceedingly good. No complications. A typical case of chronic mercurial poisoning."

Voice affected. Lead line on gums. The amalgam with which mirrors are silvered contains lead.

Bathing in and drinking the waters. Ad. June 23, Dis. Aug. 29, *Cured.*

XX.—J. R., aged 52, a Farm Labourer. "Chronic Rheumatism. Last November whilst running, out hunting, got wet, and caught cold, which was followed by Rheumatic Fever. After a month's illness and with the usual treatment, was able to run, hunting, again until March last, when from the same cause he was confined to his bed for three weeks, since which time he has been able to walk about, but not able to follow his employment. Taking Potass. Iodid. He is gradually although slowly improving. The fore-arms princi-



pally affected, with contraction of the fingers. General health very good. No complications."

About five months ago had an attack of Colic, a month after, a second attack, when both hands dropped. The arms are wasted to the shoulder joint. After the hands dropped he was attacked with Rheumatism, chiefly of the muscles; the joints were only slightly affected. He left the Hospital at his own request, while steadily improving. Bathing in and drinking the waters. Ad. July 7, Dis. Sept. 21, 1860, *Much better*.

XXI.—G. C., aged 23, a Paper Grainer. "Dropped hands from white lead about three months' duration. Has not been under medical treatment. The right arm principally affected, the left slightly. General health good. No complications."

Has been in his present occupation for ten years, and constantly handling white lead during that period. Had slight Colic three years ago, but more severely four or five months since. Lead line on both gums. Dropped hand of the right side. Marked aortic murmur. Could only use the douche; the tepid Bath induced fainting. He left the Hospital in consequence of his father's severe illness. Ad. July 7, Dis. Sept. 11, 1860, *Much better*.

XXII.—H. T., aged 36, a Coachmaker. "Lead Palsy. His occupation is a Coachmaker. About three months ago he was first attacked with numbness in the arm and leg, and he gradually lost the use of them. Has been in St. Bartholo-



mew's Hospital for a short time. Had no colic, but has the blue line on the gums. The right hand drops at the wrist, and the left leg is powerless; the other limbs are also very weak. In other respects is in good health. No complications."

Thoroughly saturated with lead. The lead line was clearing away, and there were slight movements of the right hand, just previously to his death, the night before which he complained of slight cold and cough; the following morning he was seized with apoplexy, and died. No examination allowed. Ad. Aug. 3; Sep. 29, 1860, *Died*.

---

## CUTANEOUS AFFECTIONS.

---

I.—W. McD., aged 47. "Was attacked with Typhus Fever six months since; Rheumatic pains for about three months. Has also eczema affecting the legs and back. The rheumatic pains affect the knees and ankles. His general health is good."

The eczema was the more important of this man's complaints; it covered nearly the whole of his back. He used the Ungt. Picis, Glycerine, bathed in and drank the waters. Ad. Nov. 5, 1859, Dis. Jan. 13, 1860, *Cured*.

II.—J. G., aged 15, Farm Labourer. "Pemphigus of the face and hands. This eruption has made its appearance periodically (in the spring) ever since the boy was three or four years old; giving rise to unsightly pitting about his face. The case has been subject to various treatment, which fails to prevent its usual development. His present symptoms are scars, in the shape of blebs of irregular size, which are just making their appearance about the face, some of which, dying off, have left a brown scab adhering about the cheeks. His general health is good. No complications."



The eruption, when it first appeared, was present on the chest. Nearly the whole face is pitted with irregular depressions, the result of previous attacks. Bathing in and drinking the waters. Ad. Nov. 24, Dis. Dec. 27, 1859, *Cured*.

III.—F. M., aged 9 years. “Was attacked with eczema nearly five years ago, which his mother attributes to his sleeping on stone (a stone floor?) at school. Alteratives; Iod. Potass. Liq. Potass., Arsenic, Water dressing, &c., have been employed with little or no benefit. The lower part of the body and lower extremities are now the parts principally affected. His general health is good. No complications.”

Chronic eczema extending over the whole of the thighs and knees, with much discharge. Bathing and drinking, with the application of a solution of gutta percha. Ad. Dec. 30, 1859, Dis. May 4, 1860, *Cured*.

IV.—H. D., aged 20, a Lace Maker. “Chronic eruption of the skin of a scaly leprous character. She was for many months in the Devon and Exeter Hospital; took Alkaline and Arsenical medicines with much advantage. The disease has now recurred. The arms and legs are chiefly affected. General health good. Of a full habit.”

Bathing and douching. Solut. Gutt. Perch. Ad. Feb. 9, Dis. Aug. 10, 1860, *Much better*.

V.—R. M., aged 19, a Labourer. “Lepra, arms and legs not very extensively affected. His general health good. No complications.”



Has suffered from Lepra for the last three or four years. The head is slightly spotted with the eruption, the fore-arms and legs are principally affected. His general diet has been salt meat. Bathing and drinking. Ad. Feb. 10, Dis. May 15, 1860, *Cured*.

VI.—J. P., aged 31, an Agricultural Labourer. "Chronic skin disease, accompanied with obstinate constipation of two or three years' duration, and not yielding to treatment. He is weak. No complications."

He is suffering from chronic eczema, which commenced, he says, four years ago. Fore-arms, elbows, right hand, and forehead, also the inside of the joints of the lower extremities are affected by the eruption. General health bad, occasionally boils make their appearance, and there are slight ulcerations inside the cheeks. Bathing in, and drinking the waters, and other remedies. Ad. Feb. 10, Dis. July 3, 1860, *Much better*.

VII.—T. T., aged 26, a Miner. "Lepra in circular spots on the chest, thighs, legs, and forehead."

Was in the Hospital three years ago, and discharged cured. The Lepra appears to be complicated with venereal taint of the constitution.

Bathing in and drinking the waters. Hydr. Bichlorid., &c. Ad. Feb. 10, Dis. June 26, 1860, *Much better*.

VIII.—W. C., aged 36, a Stone Mason. "Lepra commenced two years ago. Has been in the Bath Hospital.



The lower extremities only at present affected. General health good. No complications."

He was admitted into the Hospital, April 29, 1859, and discharged the August following, cured. Bathing and drinking. Sol. Gutt. Perch. Ad. March 30, Dis. May 15, 1860, *Cured.*

IX.—W. H., aged 24, an Agricultural Labourer. "Psoriasis of two months' duration. The treatment consisted of Liq. Potass., Acids, Alteratives, and Aperients. The hands and feet are affected. General health good. No complications."

The ankles and insteps chiefly affected; the hands only slightly. Was exposed to wet previous to the appearance of the eruption.

Bathing in, and drinking the waters. Solut. Gutt. Perch. occasionally to feet. Ad. March 30, Dis. May 29, 1860, *Cured.*

X.—H. C., aged 24, a Flyman. "Suffering from Lepra Vulgaris. Has been treated with Liq. Arsen."

Lepra commenced five months ago on the right ankle; subsequently it appeared on the right wrist and arm, then on the left arm, knee, and foot. General health pretty good. Bathing in, and drinking the waters. Nearly well when discharged. Ad. April 18, Dis. May 22, 1860, *Much better.*

XI.—W. J., aged 20, a Farmer's Son. "Squamous Dis-

ease of Skin; appears to have existed from infancy, and to have been treated by several medical men with no permanent benefit. The thighs, arms, hands, and knees are affected. General health good. No complications."

A severe case of Chronic Eczema. Was recovering rapidly, when he took beer contrary to directions when out of the Hospital. The eruption returned very severely. He left on account of his mother's death. Ad. May 28, Dis. July 21, *No better.*

XII.—C. S., aged 36, a Washerwoman. "Has Chronic Eczema of the hands and arms, with pityriasis of the knees and neck, of three years' standing."

Bathing, and Tar soap. Ad. Jan. 19, Dis. May 4, 1860, Hands *Cured.*

XIII.—H. S., aged 35, a Servant. "She has been suffering from Lepra Vulgaris for the last six months on the arms, legs, and back. General health good."

Her family are generally healthy, with the exception of one brother, who has lepra. None of the family have suffered from Rheumatism. Had been nursing her baby for two years, until she came into the Hospital. She is debilitated. Suffers also from Bronchocele. She bathed in and drank the waters, took Mist. Ferri. comp., and the eruption was painted with Solut. Gutt. Perch. Ad. Dec. 8, 1859, Dis. Feb. 2, 1860, *Cured.*



XIV.—L. B., aged 36, a Gamekeeper's Wife. "Psoriasis commenced about six weeks ago. It extended all over the body. The treatment has been Aperients, afterwards Liq. Arsen. and Morphia at night. General health pretty good. No complications."

A second report, by another hand says, she "has had for some weeks a severe attack of Psoriasis over the whole body. Her general health is tolerable, and she is free from fever or wounds. The complaint is now in a Chronic state."

Nearly a month elapsed before she could be admitted into the Hospital, and when she came in, there were but little remains of the cutaneous affection. It seemed to have almost suddenly disappeared. There was a scarcely perceptible pulse, great oedema of the face and legs, the urine scanty, highly albuminous, and constant vomiting, subsequently effusion into the cavity of the chest. Ad. Dec. 12; on the 28th of the same month, 1859, she *Died*.

XV.—M. A. H., aged 6. "Pityriasis of the scalp, general Psoriasis of the neck and other parts of the body, of about six months' standing. Treated with Alteratives, Alkalies, and Tonics. General health very good. No Complications."

Bathing, Solut. Gutt. Perch., Ad. Mar. 1, Dis. Aug. 3, 1860, *Better*.

XVI.—E. M. C., aged 22, a Cook. "Porriga; her health gave way rather more than a twelvemonth back. Under the



ordinary mode of treatment, the disease seemed cured for awhile, but has broken out again. A portion of the scalp is rather swollen and inflamed, causing a good deal of pain. The malady does not extend. General health pretty good."

Suffers from Dyspepsia. Poultice; Sol. Gutt. Perch.; Bathing head with waters. Ad. March 5, Dis. June 12, 1860, *Much better.*

XVII.—E. A., aged 57, a Labourer's wife. "Has been suffering from Psoriasis for the last fifteen months, during which time various remedies have been used, viz., Arsenic, Salines, Depletion, &c., without any benefit. She has now numerous patches on her legs, thighs, arms, and chest. Her general health is good, but she is unable to do any work from the pain she suffers on moving about."

Has been subject to this affection for the last thirteen years, during which period it has disappeared for sometimes a year at a time, and again returned.

Bathing in and drinking the waters, Ungt. Picis., Sol. Gutta Perch. Ad. March 7, Dis. July 11, 1860, *Much better.*

XVIII.—M. J. B., aged 24, a Servant. "Chronic Eczema of many years' standing—(three or four years). At first, the hands, arms, and face were affected, now the face only. The treatment lately has consisted of a course of Arsenic with Liq. Potassæ, under which she has improved. General health tolerably good. No complications."

States that it is seven years ago since she was first affected



with her present complaint. The eruption occupies a space from the lower part of the forehead to the upper lip, and extends across the face. Bathed and applied the waters to the face. Ad. March 23, Dis. May 22, 1860, *Much better*.

XIX.—S. W., aged 27, a Labourer's wife. "Lepra since twelve years old. The usual treatment. The trunk and extremities are principally affected. General health good. No complications."

Suffers from Dyspepsia, and on admission, her general health was not good.

Bathing in and drinking the waters. Obligated to leave the Hospital on account of her husband's illness.

Ad. May 10, Dis. Aug. 9, 1860, *Much better*.

XX.—E. C., aged 44, a Servant. "About a year ago became the subject of Eczema, principally affecting the scalp, the ears, and the nape of the neck, but also shewing itself a little in other parts of the body. It has lately increased to such a degree as to render her unable to follow her employment, and her health is materially suffering from the irritation produced by it. She has been taking Iron and drinking the Bath Waters with benefit."

Bathing in and drinking the waters. Solut. Gutt. Perch. Ad. May 8, Dis. Aug. 14, 1860, *Much better*.

## H Y S T E R I A .

---

I.—H. K., aged 21, a Servant. “This patient in May of this year (1859), was attacked by Influenza, with hysterical development, which was treated with moderate success. In June she came to London. There was then some cough, with exaggerated breathing (semi-peurile) in the left lung, but the patient was hysterical and somewhat cachectic. On her return to Dorset she became languid, and by advice left her situation, to try what a return to her home would do to restore the tone of her system. She complains of pain in the chest, as though the nutrition of the central organs of circulation were defective. Her loins are the seat of occasional aching, and the urine is at times loaded. When seen last there was no pronounced indication of assignable organic disease.”

A pale, anæmic, sensitive girl, with a frightened manner. The heart's action is regular. There is pain in the right shoulder, and in the left leg, variable in degree, which at times ceases altogether. Has suffered much from Leucorrhæa. The catamenia are regular, but at times accompanied with pain. Bathing and drinking the waters; for about a fortnight took the Valer. Zinci. Left at her own request. Ad. Jan. 10, Dis. Mar. 2, 1860, *Better.*



## CHOREA.

---

I.—J. C., aged 11. "Has Chorea of a few weeks' standing. Suffers from worms for which she has been treated. No complications."

Her mother stated to one of the patients that her child had suffered from her present complaint four or five months. Not suffering from worms. Not a severe case. Ad. Jan. 10, Dis. Feb. 2, *Cured*.

II.—A. A., aged 7. "St. Vitus' Dance. About six weeks since it commenced. No accurate history of the case obtainable. Was evidently in a neglected state when brought to the workhouse; great loss of flesh; constantly in motion; could with difficulty be kept in bed. At present the general health is improved, appetite good. Takes steel wine and a tepid shower bath daily. Sleep is more natural. Greater weakness on the right side."

Bathing and Douching. Ad. May 10, Dis. May 29, *Cured*.

## HIP DISEASE.

---

I.—J. B., aged 44, a Postman. "Has had Rheumatic Fever. When he got better, Sciatica affected the left hip. With crutches he is able to get about."

His general health is good. The left leg is much shorter than the right; complains of pain in and about the left hip joint. This was a case of disease of the hip joint, the acute symptoms of which had subsided; and absorption was taking place, causing shortening of the limb. Blister, bathing in and drinking the waters. Ad. Nov. 1, 1859, Dis. Jan. 24, 1860, *Better*.

---



## INJURIES.

---

I.—R. H., aged 47, Labourer. “Fell from a load of hay on Aug. 1, 1859, and received a severe blow on his back; there is no paraplegia, no wound, no symptoms of inflammation of the spine. He has been cupped and blistered, and taken medicines of various kinds. He is much better, but the muscles of the back continue so weak that he cannot stand upright for any length of time, and cannot walk far without considerable inconvenience.”

Bathing and Douching. Ad. Nov. 23, 1859, Dis. Feb. 3, 1860, *No better*.

II.—J. H., aged 52, a Worker in a Cloth Factory. “In September last, whilst gathering walnuts, he fell from the tree, about twenty feet to the ground, on his back. It appeared that he received a concussion of the spinal cord. He was unable to leave his bed for a considerable time, and he is now unable to walk without a crutch, the leg dragging, and power wanting in the muscles.”

Bathing, douching, and friction. Ad. April 18, Dis. June 19, 1860, *Better*.

III.—S. E., aged 15, a Farm Servant. "Received a severe contusion of the right arm about four months since; the inflammation subsided after a few weeks, but has left a weakness, which renders her unable to use her arms. General health good."

Douching, and friction. Ad. June 11, Dis. July 3, 1860,  
*Cured.*

---



## ANALYSIS.

---

The following ANALYSIS of the several cases of Rheumatism, Gout, Paralysis, &c., above reported, indicating the ages and occupations of the patients; the duration of their stay in the Hospital; and the results of the treatment; will probably not be devoid of interest; though a larger number of cases would be required to allow of strictly reliable, general inferences, being drawn from such data.

### RHEUMATISM.

#### AGES.

##### *Forty-nine Men.*

Between			Ages.			Ages.			Number of
10 and 20	...	Minimum	17	...	Maximum	19	...	...	Cases.
20	" 30	...	"	22	...	"	29	...	2
30	" 40	...	"	30	...	"	39	...	7
40	" 50	...	"	40	...	"	49	...	15
50	" 60	...	"	50	...	"	59	...	15
60	" 70	...	"	60	...	"	67	...	7
									3

##### *Twenty Women.*

10	" 20	...	"	16	...	"	...	...	1
20	" 30	...	"	22	...	"	29	...	6
30	" 40	...	"	32	...	"	38	...	4
40	" 50	...	"	43	...	"	47	...	3
50	" 60	...	"	53	...	"	57	...	6

## OCCUPATIONS.

*Men.*

Agricultural Labourers	...	5	Labourer's Son	...	1
Baker	...	1	Painters	...	3
Brewer	...	1	Paper Maker	...	1
Carpenters	...	3	Porters	...	2
Carver	...	1	Sailor	...	1
Coachmen	...	2	Tarpaulin Maker	...	1
Engine Fitters	...	2	Waiter	...	1
Gardener	...	1	Weaver	...	1
Haulier	...	1	Not recorded	...	5
Labourers	...	16			

*Women.*

Cook	...	1	Painter's Wife	...	1
Farmer's Daughter	...	1	Schoolmistress	...	1
Fireman's Wife	...	1	Servants	...	4
Gardener's Wife	...	1	Washerwomen	...	2
Labourer's Wives	...	7	Not reported	...	1

## DURATION OF STAY IN THE HOSPITAL.

49 Men—3038 days, or 62 days each.

20 Women—1623 days, or  $81\frac{3}{20}$  days each.

## RESULTS.

*Waters alone.*

<i>Men.</i>				<i>Women.</i>			
Cured	...	18		Cured	...	5	
Much better	...	14		Much better	...	8	
Better	...	8		Better	...	5	
No better	...	3		Improper	...	1	
—				—			
Total	...	43		Total	...	19	

*Waters and other Remedies.**Men*—Cured, 3; Much better, 2; Better, 1. *Woman*—Better, 1.



## SCIATICA.

## AGES.

*Twenty-one Men.*

Between			Ages.			Ages.			Number of
10 and 20	...	...	Minimum	18	...	Maximum	...	...	Cases.
20	„	30	...	23	...	„	28	...	2
30	„	40	...	32	...	„	36	...	3
40	„	50	...	40	...	„	49	...	8
50	„	60	...	50	...	„	60	...	6
60	„	70	...	63	...	„	...	...	1

*Four Women.*

10	„	20	...	Minimum	16	...	Maximum	...	...	1
20	„	30	...	„	24	...	„	...	...	2
50	„	60	...	„	59	...	„	...	...	1

## OCCUPATIONS.

*Men.*

Brewer	...	...	1	Farm Bailiff	...	1	Puddlers	...	2
Cloth Weaver	...	...	1	Gardener	...	1	Shoemakers	...	3
Coachman	...	...	1	Labourers	...	6	Lock-keeper	...	1
Collier	...	...	1	Miners	...	2	Wood Cutter	...	1

*Women.*

Servants, 3 ; Weaver's Wife, 1.

## DURATION IN THE HOSPITAL.

21 Men—1078 days, or  $51\frac{1}{3}$  days each.

4 Women—260 days, or 65 days each.

## RESULTS.

*Waters alone.*

<i>Men.</i>				<i>Women.</i>			
Cured	...	...	11	Cured	...	...	2
Much better	...	...	6	Much better	...	...	1
Better	...	...	4	No better	...	...	1
—				—			
Total	...	...	21	Total	...	...	4

## GOUT.

*Three Men—Aged: 35, 44, and 49. Occupations: a Groom, Gardener, and Patent Leather Manufacturer. Duration of Stay in the Hospital: 409 days, or  $136\frac{1}{3}$  days each. Results: Waters alone—Cured, 2; Much better, 1.*

## PARALYSIS.

## AGES.

*Five Men.*

Between			Ages.			Ages.			Number of
			Minimum		Maximum				Cases.
30 and 40	...		32	...	34	...	...	...	2
40 „ 50	...	„	46	...	„	...	...	...	1
50 „ 60	...	„	50	...	„	51	...	...	2

*Five Women.*

10 „ 20	...	Minimum	$4\frac{1}{2}$	...	Maximum	...	...	...	1
20 „ 30	...	„	23	...	„	...	...	...	1
40 „ 50	...	„	40	...	„	49	...	...	2
50 „ 60	...	„	54	..	„	...	...	...	1

## OCCUPATIONS.

*Men—Carver and Gilder, 1; Coachman, 1; Miner, 1; Sailor, 1; Teacher of Languages (a German), 1.*

*Women—Cook, 1; Labourer's Wives, 2; Tailor's Wife, 1; and a Child, 1.*

## DURATION OF STAY IN HOSPITAL.

*5 Men—372 days, or  $74\frac{2}{5}$  days each.*

*5 Women—135 days, or 27 days each.*

## RESULTS.

*Waters alone.*

*Men—Much better, 4; Better, 1. Total, 5.*

*Women—Much better, 1; No better, 1; Waters disagreeing, 3. Total, 5.*



## PARALYSIS FROM LEAD.

## AGES.

*Twenty-two Men.*

Between			Ages.		Ages.	Number of Cases.
20 and 30	...	Minimum	23	...	Maximum 28	7
30 „ 40	...	„	30	...	„ 38	9
40 „ 50	...	„	40	...	„ 48	4
50 „ 60	...	„	52	...	„ 57	2

## OCCUPATIONS.

Agricultural Labourers	...	2	Looking-glass Silverer	...	1
Baker	...	1	Painters and Glaziers	...	6
Carter	...	1	Paper Grainer	...	1
Coachmaker	...	1	Plumbers	...	3
Gardener	...	1	Seaman	...	1
Labourer	...	1	Shoemaker	...	1
Lead Miner	...	1	Weaver	...	1

## DURATION OF STAY IN THE HOSPITAL.

21 Men—1550 days, or  $73\frac{17}{21}$  days each.

1 Man—57 days—died.

## RESULTS.

*Waters alone.*

Cured, 13; Much better, 7; Better, 1; Dead, 1.

## CUTANEOUS AFFECTIONS.

## AGES.

*Ten Men.*

Between			Ages.		Ages.	Number of Cases.
10 and 20	...	Minimum	9	...	Maximum 19	3
20 „ 30	...	„	20	...	„ 26	4
30 „ 40	...	„	31	...	„ 36	2
40 „ 50	...	„	47	...	„ ...	1

*Ten Women.*

Between			Ages.		Ages.		Number of	
1	„	10	Minimum	6	Maximum	„	„	Cases.
10	„	20	„	20	„	„	„	1
20	„	30	„	22	„	27	„	3
30	„	40	„	35	„	36	„	3
40	„	50	„	44	„	„	„	1
50	„	60	„	57	„	„	„	1

## OCCUPATIONS.

<i>Men.</i>				<i>Women.</i>			
Agricultural Labourers	...	...	3	Cook	...	...	1
Farmer's Son	...	...	1	Gamekeeper's Wife	...	...	1
Flyman	...	...	1	Labourer's Wives	...	...	2
Labourer	...	...	1	Lacemaker	...	...	1
Mason	...	...	1	Servants	...	...	3
Miner	...	...	1	Washerwoman	...	...	1
Not reported	...	...	1	A Girl	...	...	1
A Boy	...	...	1				

## DURATION IN THE HOSPITAL.

10 Men—794 days, or  $79\frac{2}{5}$  days each.

9 Women—972 days, or 108 days each.

1 Woman—28 days, died.

## RESULTS.

<i>Men.</i>				<i>Women.</i>			
<i>Waters alone.</i>				<i>Waters and other Remedies.</i>			
Cured	...	...	5	Cured	...	...	1
Much better	...	...	1	Much better	...	...	2
No better	...	...	1				
Cured	...	...	1	Cured	...	...	1
Much better	...	...	5	Much better	...	...	1
Better	...	...	1	Died	...	...	1



**HYSTERIA.**—A Woman, *aged* 21, a Servant; in the Hospital 51 days. Waters and other remedies. Better.

**CHOREA.**—Two Children, *aged* 7 and 11; in the Hospital 52 days, or 26 days each. Waters alone. Cured.

**HIP DISEASE.**—Man, *aged* 44, a Postman; in the Hospital 44 days. Waters alone. Better.

**INJURIES.**—*Men*, 2. 1, *aged* 47, a Labourer; 2, *aged* 52, a Cloth Worker. In the Hospital 125 days, or 62½ days each. *Waters alone*. Better, 1; No better, 1.—*Woman*, *aged* 15, a Farm Servant; in the Hospital, 22 days. *Waters alone*. Cured.

### SUMMARY OF RESULTS.

#### WATERS ALONE.

CURED ...	...	...	...	...	...	60
MUCH BETTER	...	...	...	...	...	49
BETTER	...	...	...	...	...	21
NO BETTER	...	...	...	...	...	7
IMPROPER	...	...	...	...	...	1
WATERS DISAGREEING	...	...	...	...	...	3
DIED ...	...	...	...	...	...	1
						— 142

#### WATERS AND OTHER REMEDIES.

CURED ...	...	...	...	...	...	5
MUCH BETTER	...	...	...	...	...	5
BETTER	...	...	...	...	...	3
DIED ...	...	...	...	...	...	1
						— 14
						—
TOTAL DISCHARGED	...	...	...	...	...	156

## A D D E N D A.

---

Page 15, Case xxix.—After “Hospital,” insert “Bathing in, and drinking the waters; Tinc. Iod. co. to the wrists and knees.”

Page 30, Case lxvii.—After “Dyspepsia,” insert “Bathing in, and drinking the waters; Tinc. Iod. co. to the hands and knees.”

Page 31, Case lxviii.—After “admitted,” insert “Bathing in, and drinking the waters.”

Page 52, Case vi.—After “side,” insert “Bathing in, and drinking the waters; also Douching.”

Page 57, Case xvi.—After “Hospital,” insert “Bathing in and drinking the waters; Mist. Fer. Citr.,” &c.

Page 61, Case xxii.—After “allowed,” insert “Bathing in, and drinking the waters.”





