

**Beautiful leaved plants : being a description of the most beautiful leaved plants in cultivation in this country, to which is added an extended catalogue / by E.J. Lowe ; assisted by W. Howard ; with sixty coloured illustrations.**

### **Contributors**

Lowe, E. J. 1825-1900.  
Howard, W.

### **Publication/Creation**

London : Bell and Daldy, 1872.

### **Persistent URL**

<https://wellcomecollection.org/works/kps7m5er>

### **License and attribution**

This work has been identified as being free of known restrictions under copyright law, including all related and neighbouring rights and is being made available under the Creative Commons, Public Domain Mark.

You can copy, modify, distribute and perform the work, even for commercial purposes, without asking permission.



Wellcome Collection  
183 Euston Road  
London NW1 2BE UK  
T +44 (0)20 7611 8722  
E [library@wellcomecollection.org](mailto:library@wellcomecollection.org)  
<https://wellcomecollection.org>







6:3-1



22101732979



Med  
K5065













CALATHEA ZEBRINA.

(Maranta Zebrina.)







BEAUTIFUL  
LEAVED PLANTS;

BEING A DESCRIPTION OF

THE MOST BEAUTIFUL LEAVED PLANTS  
IN CULTIVATION IN THIS COUNTRY;

TO WHICH IS ADDED

AN EXTENDED CATALOGUE.

BY

E. J. LOWE, ESQ., F.R.A.S., F.Z.S., F.L.S., F.G.S., F.M.S.,

Hon. Mem. Dublin Nat. Hist. Soc., Mem. Geolog. Soc., Edinb., Corr. Mem. Lyceum

Nat. Hist., New York, Corr. Mem. Manchester Lit. and Phil. Soc., Etc.

Author of a "Natural History of British and Exotic Ferns," "British Grasses," Etc., Etc.

ASSISTED BY W. HOWARD, F.H.S.

---

WITH SIXTY COLOURED ILLUSTRATIONS.

---

LONDON:

BELL AND DALDY, YORK STREET, COVENT GARDEN.

M DCCC LXXII.



107298

WELLCOME INSTITUTE LIBRARY	
Coll.	welMOmec
Call	(2)
No.	12611

my

TO

THOMAS BELL, ESQ.,

VICE PRESIDENT OF THE ROYAL SOCIETY,

PRESIDENT OF THE LINNÆAN SOCIETY, F.Z.S., F.G.S., COR. MEM.

PHILOMATIC AND NATURAL HISTORY SOCIETIES, PARIS,

AND OF ACAD. SCIENCES, PHILADELPHIA;

PROFESSOR OF ZOOLOGY, KING'S COLLEGE, LONDON, ETC.

MY DEAR SIR,


I HAVE ventured to ask permission to dedicate a Work upon "Beautiful Leaved Plants" to you, not because it merits a connection with a name so eminent in Natural History as your own, but rather as an inadequate token of respect and regard towards one who has done so much, and who still emulates the labours in the advancement of science, of your well-known predecessor at Selborne.

Believe me, My Dear Sir,

Your's Most Faithfully,

EDWARD JOSEPH LOWE.






# CONTENTS.

	Plate.	Page.
<i>Alocasia metallica</i> . . .	lx	125
<i>Ananassa sativa variegata</i> . . .	xxi	43
<i>Anæctochilus Lowii</i> . . .	xl	81
<i>rubro-venia</i> . . .	xxxv	71
<i>setaceus (aureus)</i> . . .	xxiv	49
<i>striatus</i> . . .	xxx	61
<i>xanthophyllus</i> . . .	vii	13
<i>Aphelandra Leopoldii</i> . . .	xxvii	55
<i>Begonia Marshallii</i> . . .	xviii	37
<i>Rex</i> . . .	ix	17
<i>var. grandis</i> . . .	vi	11
<i>var. Isis</i> . . .	xii	25
<i>var. nebulosa</i> . . .	xv	31
<i>Caladium argyrites</i> . . .	xxii	45
<i>bicolor splendens</i> . . .	iv	7
<i>Chantini</i> . . .	xix	39
<i>pictum</i> . . .	xlili	87
<i>verschaffelti</i> . . .	xlvi	93
<i>Calathea zebrina</i> . . .	i	1
<i>Cissus discolor</i> . . .	xiii	27
<i>porphyrophyllus</i> . . .	lix	123
<i>Convallaria majalis variegata</i> . . .	xlii	85
<i>Cordyline (Dracæna) indivisa</i> . . .	lii	107
<i>Cratægus prunifolia variegata</i> . . .	xlvi	97
<i>Croton pictum</i> . . .	viii	15
<i>variegatum</i> . . .	ii	3
<i>variegatum angustifolium</i> . . .	xli	83
<i>Cyanophyllum magnificum</i> . . .	x	21
<i>Daphne mezereum variegatum</i> . . .	l	103
<i>Dieffenbachia seguina</i> . . .		
<i>var. maculata</i> . . .	xiv	29
<i>Dioscorea discolor</i> . . .	liv	111
<i>Dracæna ferrea</i> . . .	xxix	59
<i>ferrea versicolor</i> . . .	iii	5

	Plate.	Page.
<i>Echites nutans</i> . . .	lviii	121
<i>Euonymus Japonicus aureus</i> . . .		
<i>variegatus</i> . . .	xliv A	99
<i>Farfugium grande</i> . . .	xi	23
<i>Funkia Sieboldiana variegata</i> . . .	xxxiv	69
<i>Gesnera cinnabarina</i> . . .	xxxiii	67
<i>Graptophyllum pictum, or album</i> . . .	xlvi	91
<i>Hedera helix varieties</i> . . .	lvii	117
<i>Hoya carnosa foliis-variegata</i> . . .	xliv	89
<i>Hydrangea Japonica variegata</i> . . .	xxv	51
<i>Maranta albo-lineata</i> . . .	lv	113
<i>fasciata</i> . . .	xxiii	47
<i>micans</i> . . .	xliv A	101
<i>pardina</i> . . .	xxxii	65
<i>portiana</i> . . .	xxvi	53
<i>regalis</i> . . .	xx	41
<i>vittata</i> . . .	xxxviii	77
<i>Warszewiczii</i> . . .	xvii	35
<i>Pandanus Javanicus variegatus</i> . . .	xxxvi	73
<i>Pavetta Borbonica</i> . . .	v	9
<i>Poinsettia pulcherrima</i> . . .	xxxi	63
<i>Pothos argyræa</i> . . .	xxvii	57
<i>Pteris argyræa</i> . . .	xxxvii	75
<i>aspericaulis var. tricolor</i> . . .	xlvi	95
<i>cretica var. albo-lineata</i> . . .	liii	109
<i>Sonerila margaritacea</i> . . .	xvi	33
<i>Tradescantia odoratissima</i> . . .	xxxix	79
<i>Tussilago farfara</i> . . .		
<i>foliis-variegata</i> . . .	lvi	115
<i>Yucca filamentosa</i> . . .		
<i>var. variegata</i> . . .	li	105





## INTRODUCTION.

---

It seems necessary to say a few words with regard to a work upon plants with 'beautiful leaves,' which we purpose to give to the public in monthly parts. It is in the first place intended to bring before the public generally, a pictorial history of some of the most beautiful in this fascinating branch of horticulture. Were we to introduce to your notice all plants that had beautiful leaves, the work would necessarily become expanded into volumes, instead of what is intended, namely, a volume of the choicest and most desirable species.

It is not to a special class of plants that the attention is rivetted, but to individual plants here and there, in almost every class. The Ornamental Foliaged Plants are to be found amongst the ferns, grasses, flowering shrubs, trees, and herbaceous plants; and in many instances the leaves are so strikingly conspicuous, that the flowers amongst them only rank second in beauty. Who does not admire the *Cissus discolor*, *Croton variegata*, *Begonia Rex*, *Calathea zebrina*, *Dieffenbachia picta*, *Dracæna nobilis*, *Anæctochilus argenteus*, *A. setaceus*, and *A. xanthoyllus*, of our metropolitan and country horticultural exhibitions? Plants are cultivated for the beauty of their leaves alone, and a hot-house well stocked with such gems will always be gay.

We are aware that all leaves are beautiful to the thoughtful and careful observer of nature; the examination of each leaf reveals beauties that to the ordinary observer would pass unnoticed. All things in nature are beautiful; it is only we who overlook or cannot appreciate



or discern the loveliness of God's creations, that have their beauties hid from us.

"Most beautiful the world is yet, and beautiful 'twill prove  
Whilst one single God-made creature remains its charms to love;  
'Tis man's own sickly blindness makes the world deform'd alone;  
Who know it most, see beauty most; who know it least, see none."

But beautiful leaves, as the expression is now used, signifies something more; it means "strikingly beautiful," a plant which arrests your attention from the singularity of form, or peculiarity of colour of its leaves. It is only requisite to visit our leading Nurseries, such as Messrs. Veitch, of Chelsea; Rollisson, of Tooting; Jackson, of Kingston; Low, of Clapton; Henderson, of Pine-apple Place; and Henderson, of St. John's Wood, etc., in order to be convinced of the grandeur of these plants.

Within the last few years so many of these gems have been introduced into this country, that it is desirable that the most beautiful should be gathered together, and made the subject of a volume for the guidance of those who have only limited space for their cultivation on the one hand, and for those who would wish to have a copy of them on their drawing-room table on the other hand.

The present work needs no botanical classification; each plant figured is strictly speaking, beautiful, and, as such, a coloured illustration and brief description has been devoted to it. Moreover it is not requisite to write a scientific description of each species enumerated, the work being intended more as a popular enumeration of such species; the book will therefore be written as popularly as possible, consistent with the accuracy of description that is deemed indispensable.

As there are very many plants that cannot find a place in this volume, it is intended to give an extended list of such species at the close of the work, that nothing may be wanting to render the history a useful addition to the library of the horticulturist.



## BEAUTIFUL LEAVED PLANTS.



CALATHEA ZEBRINA.

(*Maranta zebrina.*)

PLATE I.

"No tree in all the grove but has its charms,  
Though each its hue peculiar; paler some  
And of a wannish grey; the willow such,  
And poplar, that with silver lines his leaf,  
And ash, far-stretching his umbrageous arm;  
Of deeper green the elm; and deeper still,  
Lord of the woods, the long-surviving oak.  
Some glossy-leaved, and shining in the sun,  
Now green, now tawny, and ere autumn yet  
Has changed the woods, in scarlet honours bright."

*Cowper.*



THE tribe *Calathea* in the natural order Maranth, (*Marantaceæ*,) Linnæus, 1.—*Monandria*, 1.—*Monogynia*, are stove herbaceous perennials.

The name is from the Greek *Kalathos*, signifying *a basket*, on account of the leaves being worked into baskets in South America.

*Calathea zebrina*, the Zebra Calathea, is a native of Brazil, the plant having been introduced into this country in 1815.

Summer temperature 65° to 75°, winter temperature 55° to 60°.

A well-known plant in our stoves, yet when successfully grown inferior to none for fine foliage.

An evergreen herbaceous plant, with leaves two feet long and six inches wide. Each leaf is beautifully barred with greenish purple, and has a soft appearance, resembling the finest velvet.

The flowers, which spring from the root in a spike-like form, are of a rich purple colour, shaded with red and white.

Easily propagated by division of the root, the plant producing side-shoots, which should be cut off from the main plant without injury to the roots belonging to each division. Shade these plants for a month from the sun's rays, after which they may be treated like established plants.

The best compost is a moderately rich soil, consisting of fibry loam and sandy peat in equal parts, with about an eighth of well-decomposed cow dung and vegetable mould.

Give the plants larger pots every spring, watering abundantly during the summer months, and more moderately in winter. The plants will grow much more luxuriantly if plunged in bottom-heat. Plants so grown, will have leaves three feet long, each plant covering a space three feet in diameter, and will excite universal admiration.

The illustration is from a plant from the collection of Mr. Howard, of Dykes Hall, near Sheffield.







CROTON VARIEGATUM.



## CROTON VARIEGATUM.

### PLATE III.

Character of the plant in the middle of the page.  
Showing branching to the top of the  
Tapering leaves, with red and white variegation.  
Such this spot only is shown.

Woodcut from the original drawing by the artist.  
And with written in the margin of the page.  
But not less in the light of the original.  
Shows the resemblance of the plant.

Fig. 1.







## CROTON VARIEGATUM.

PLATE II.

"GORGEOUS flowerets in the sunlight shining,  
 Blossoms flaunting in the eye of day,  
 Tremulous leaves, with soft and silver lining,  
 Buds that open only to decay.

Wondrous truths, and manifold as wondrous,  
 God hath written in those stars above;  
 But not less in the bright flowerets under us  
 Stands the revelation of His love."

*Longfellow.*



THE tribe *Croton*, in the natural order Spurge-worts, (*Euphorbiaceæ*, Linnæus,) 21.—*Monœcia*, 10.—*Monadelpia*, are allied to *Jatropha*, from the roots of which tapioca is made.

*Croton* is derived from the Greek *Kroton*, signifying a tick, in allusion to the shape of the seeds.

The *Crotons* are nearly all stove evergreen shrubs. Croton oil, the most powerful of purgatives, is obtained from the seeds of *Croton tiglium*.

*Croton variegatum*, the Variegated-leaved Croton, was introduced into this country in the year 1804. It is a native of the East Indies.

A stove evergreen shrub, growing from eight to ten feet high.

Summer temperature 65° to 75°, and winter temperature 55° to 60° Fahrenheit.

Readily increased by cuttings taken off in March or April. The cutting-pot should be well drained, placing upon the drainage a thin layer of moss, above which a light compost of loam and sandy peat in equal parts, and above this an inch of pure silver sand. Gently water to make the sand firm, and then put in the cuttings. Place a bell-glass over the pot, and use clean sticks to keep the leaves from touching the glass. With a very sharp knife smooth the base of the cutting, and preserve the top leaves entire. Plunge the pot in bottom-heat and shade it from the sun. In six weeks the cuttings will be sufficiently rooted to pot off; after this is done shade them again until they are established. Every spring add leaf mould to the compost, but do not overpot. Water moderately, especially in winter.

The habit of the plant is somewhat straggling, therefore to form a handsome low bush it is necessary to stop the leading annually, and to train out the side branches.

The leaves are about six inches long, and one inch and a half wide in the centre. They are very handsome, being densely variegated, striped, and mottled with yellow on a green ground.

There is no variegated plant that surpasses this in beauty when well grown and fully exposed to bring out the bright colours. The flowers are white and green.

It is worthy of being grown in every stove, however small.

The illustration is from a plant in the collection of Mr. James Hodge, Wadslay House, near Sheffield.







DRACÆNA FERREA VERSICOLOR.  
(Terminalis.)



DRACENA PANDURATA VESICOLOR

DRACENA PANDURATA VESICOLOR  
DRACENA PANDURATA VESICOLOR  
DRACENA PANDURATA VESICOLOR  
DRACENA PANDURATA VESICOLOR







DRACÆNA FERREÆ VERSICOLOR.

(*Terminalis.*)

PLATE III.

"It seems a foolish fancy, yet 'tis mine  
That flowers new peeping on the doubtful skies,  
Do by their beauty ask the sun to shine,  
Therefore he kisses then their golden eyes.



And in his love arrays them in all hues,  
 That live dissolved in his essential beams;  
 And on them airy perfumes doth diffuse,  
 As such bright things of beauty best beseems.

'Tis thus the beautiful of woman born,  
 In speechless asking and unbreath'd desire,  
 Turn to the sun of love's unclouded morn,  
 And catch their brightest tinges from its fire."

Hooton.

*Dracæna* is derived from the Greek *Drakaina*, meaning a *female dragon*, because the milky juice from the Dragon Tree on drying becomes a gum, having the same properties as the resinous substance known as dragon's blood.

Natural order Lilyworts, (*Liliaceæ*), Linnæus, 6.—*Hexandria*, 1.—*Monogynia*.

Stove or greenhouse evergreens, above a score species of which are known in this country.

*Dracæna ferrea versicolor*, or the Various-coloured Terminal Dragon Tree.

Native of the East Indies. Introduced into this country in 1820.

A stove evergreen, growing ten or fifteen feet high.

This beautiful-foliaged plant requires the heat of the stove. Summer temperature 70° to 80°, winter temperature 50° to 60°.

Propagation. When several plants are required, cut down an old plant and divide the stem into lengths an inch long; plant these overhead in a pot of light sandy earth, and plunge into brisk bottom-heat, when every piece will quickly become a plant. The top may also be struck in sand, under a bell-glass. By planting large pieces of the stem overhead in a warm tan-bed, good plants may be produced in one year.

The cuttings should be potted off as soon as rooted, in a compost consisting of loam, peat, and leaf mould, and shaded for a few days.

This plant is inclined to run up with one stem, to prevent which let the leading shoot be cut out.

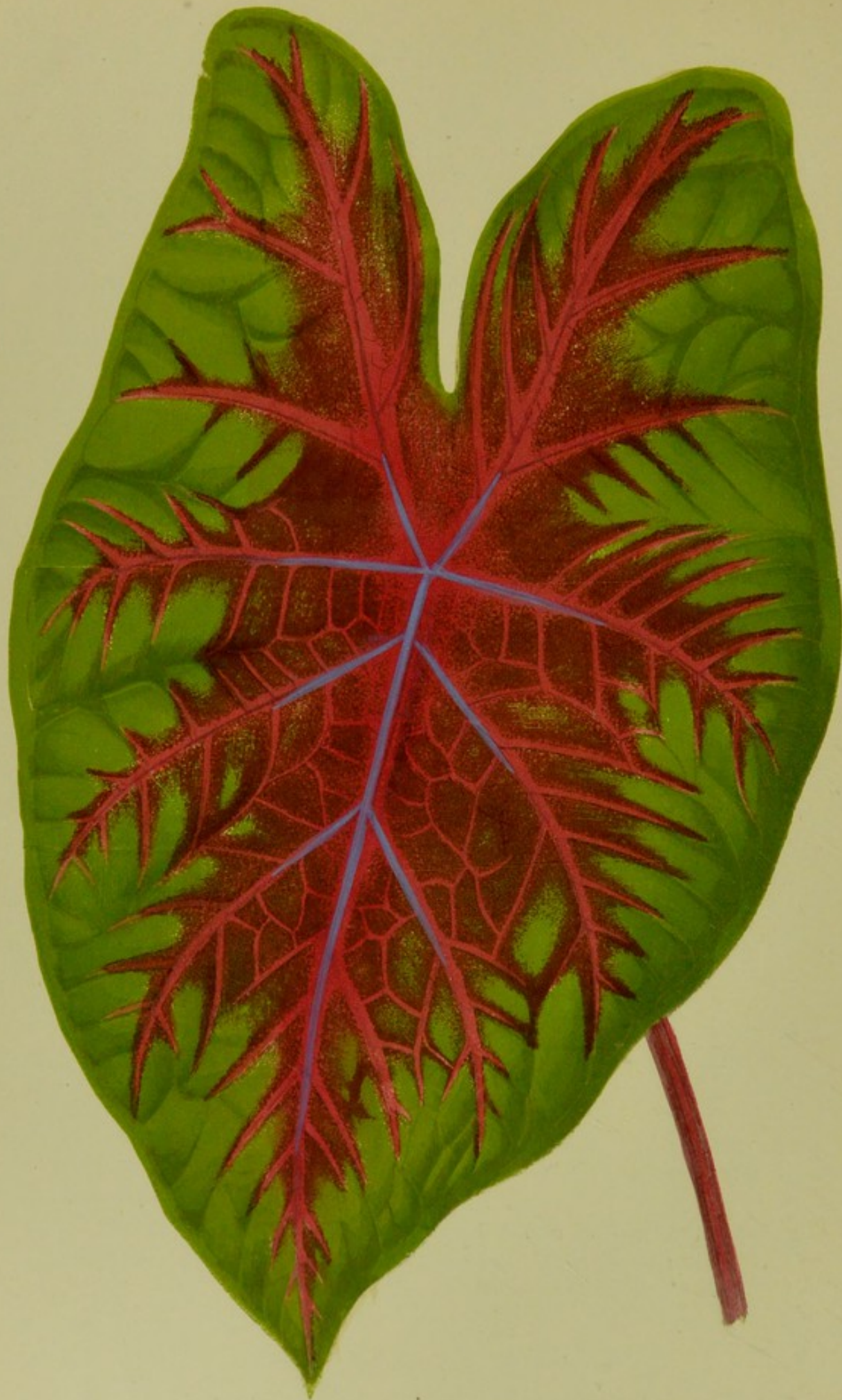
The leaves are nearly a foot long, and from two to three inches wide. They are of a dark cinnamon colour, richly shaded with brilliant scarlet and crimson of various shades.

A somewhat common plant, but nevertheless exceedingly handsome.

The illustration is from a plant in Mr. Howard's collection.







CALADIUM BICOLOR SPLENDENS



# CALADIUM BICOLOR SYLVESTRE

PLATE IV.

This is a small plant with a creeping stem  
 and a few large, heart-shaped leaves.  
 The leaves are green above and white below.  
 The flowers are small and white.  
 The fruit is a small, round berry.  
 The plant is found in the mountains  
 of the Andes, where it is used as food.  
 The leaves are boiled and eaten.  
 The fruit is also eaten.

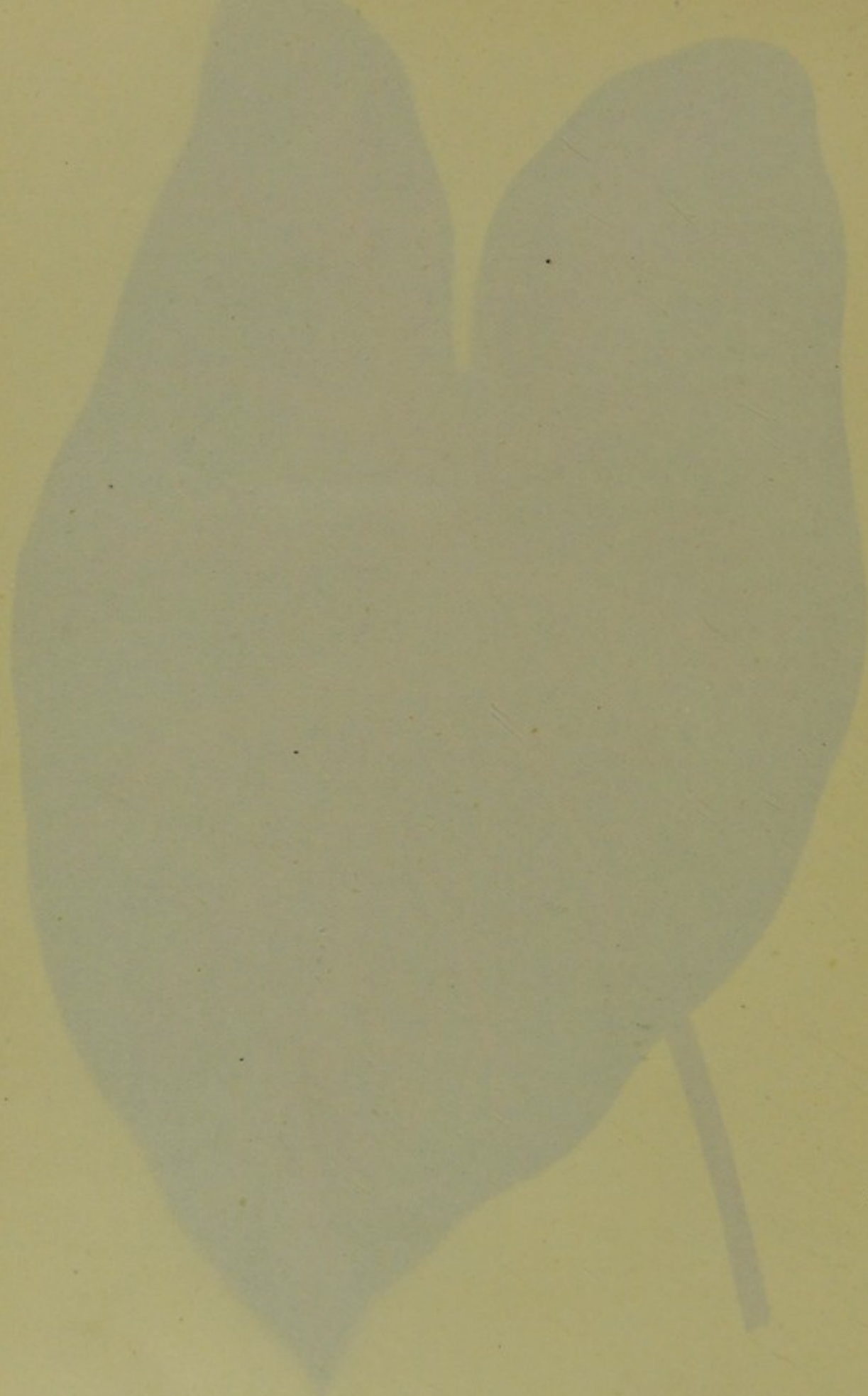
Calyc.

*Caladium*, in the *Vegetable Kingdom*, (Linnæus,) *Monocotyledonae*, 21.  
*Monocotyledonae*, 9. -- *Polypodiaceae*, 10. -- *Caladium*.

The ginger-like roots of *Caladium* are used as food in tropical  
 countries, under the name of *manihot*.

Some recognize it as a *Polypodiaceae* plant, with the exception of







## CALADIUM BICOLOR SPLENDENS.

PLATE IV.

"Who loves a garden loves a greenhouse too.  
 Unconscious of a less propitious clime,  
 There blooms exotic beauty, warm and snug,  
 While the winds whistle, and the snows descend.  
 The spiry myrtle, with unwithering leaf,  
 Shines there and flourishes. The golden boast  
 Of Portugal and Western India there,  
 The ruddier orange, and the paler lime,  
 Peep through their polish'd foliage at the storm,  
 And seem to smile at what they need not fear."

Cowper.

*Caladium*, in the natural order Arads, (*Araceæ*,) Linnæus, 21.—*Monæcia*, 9.—*Polyandria*, is allied to the genus *Colocasia*.

The ginger-like roots of *Caladium bicolor* are used as food in tropical countries, under the name of cocoa roots.

Stove evergreens or stove herbaceous plants, with the exception of



*Caladium Virginicum*, which comes from Virginia, and is quite hardy in this climate.

There is an interest attached to these plants on account of the beauty of their stems and leaves.

*Caladium bicolor splendens*, the Splendid Two-coloured Caladium, is a native of Madeira, having been introduced into this country as early as 1773. It is a deciduous stove herbaceous plant, the foliage dying down in the autumn.

Summer temperature 70° to 80°, winter temperature 55° to 60°.

The plant attains the height of two feet.

The leaves when well grown are truly magnificent; they are about nine inches long, and seven inches broad. The centre of each leaf is of a glossy metallic lustre, between scarlet and crimson; the margin of each leaf being dark green.

Flowers white.

Increased by division, and by small bulbs or tubers.

The plants which lie dormant in winter should in spring have all the old soil shaken from them. Pot in a compost consisting of peat, turfy loam, and well decomposed cow dung. Drain the pots well, and plant the tubers about half an inch deep; give bottom-heat, but no water until the leaves begin to appear, then gradually increase the quantity as the plant advances in growth. In October allow the plants gradually to dry off, and then put them on a shelf, out of the way of moisture and frost.

For plants we are indebted to Mr. Lamb, gardener to Mr. F. Wright, of Osmaston; Mr. Jackson, Nurseryman, Kingston; and to Mr. Rollisson, of Tooting.

The illustration is from a plant in the collection of Mr. Howard.







PAVETTA BORBONICA.



# PAVETTA BORBOISENA


PLATE V.

1. The plant in its natural position, showing  
the root system, basal leaves, and  
the inflorescence. 2. A single flower.  
3. A single fruit. 4. A single seed.

Fig. 1.

This genus Pavetta is distinguished by its leaves, flowers, &c.—The species  
1.—*Mangrove*, which is the most common, is found in the  
species are native of China, the Cape of Good Hope, and the East  
Indies, and the present species, introduced about the year 1850, from  
the Isle of Bourbon, forms the species new.







## PAVETTA BORBONICA.

PLATE V.

"WITHIN the garden's peaceful scene  
 Appear'd two lovely foes,  
 Aspiring to the rank of queen,  
 The lily and the rose."

Cowper.

THE genus *Pavetta* is allied to *Ixora*, Linnæus, 4.—*Tetrandia*, 1.—*Monogynia*, natural order Cinchonads, (*Cinchonaceæ*.) The various species are natives of China, the Cape of Good Hope, and the East Indies, and the present species, introduced about the year 1810, from the Isle of Bourbon, hence its specific name.



A stove species. Summer temperature 70° to 80°, winter temperature 50° to 60°.

Rare in cultivation; flowers not showy. The habit of the plant is good, but requiring stopping in order to form a bushy object. The leaves, which are magnolia-like, are about nine inches long, beautifully spotted with concentric rings of white, shaded with pale green on a dark green ground, the mid-vein of the leaf being salmon red.

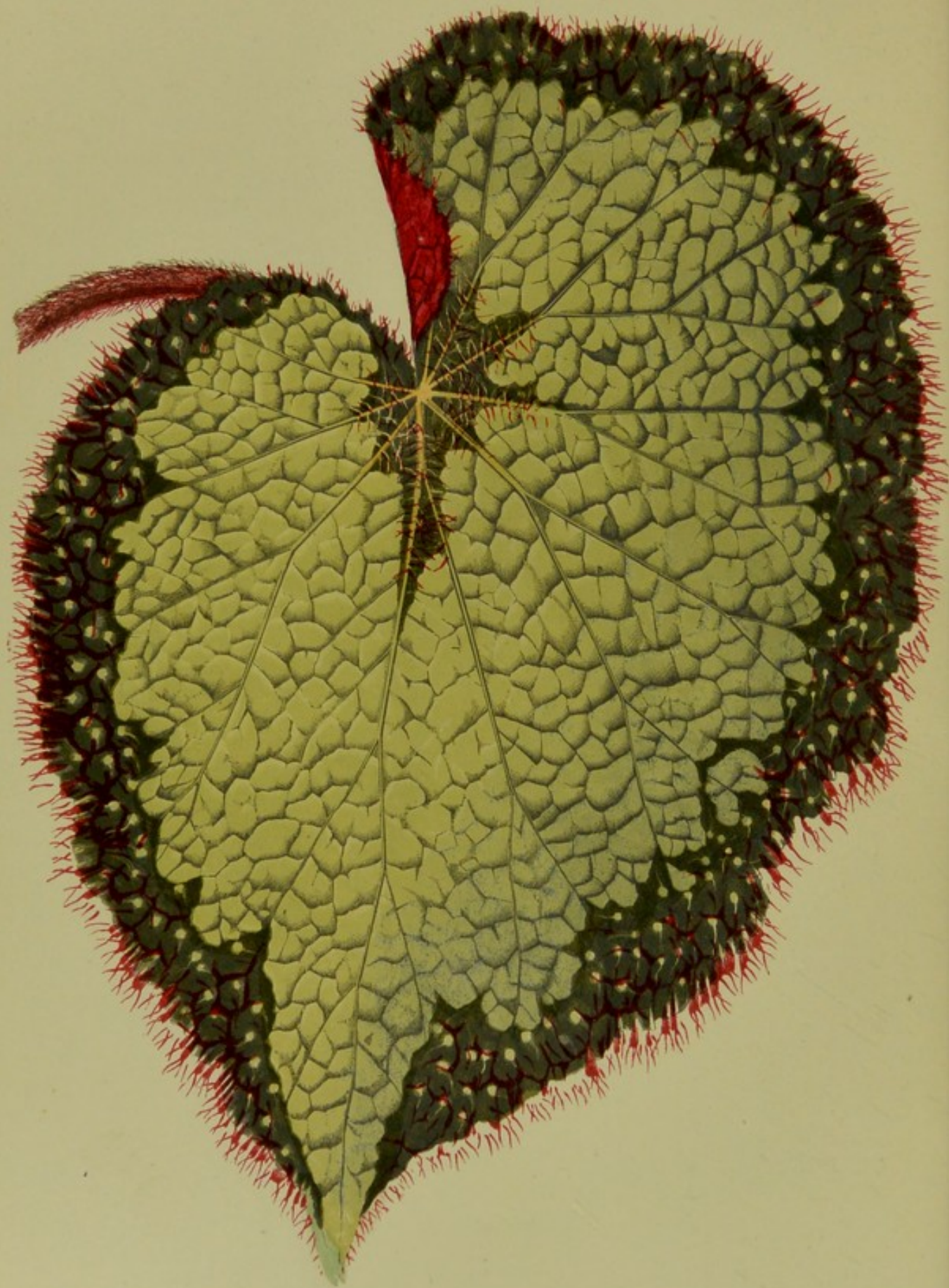
Propagation. Cuttings taken off early in March, before the plant begins to grow, and placed in sand under a tall bell-glass, the leaves being propped up with clean sticks, in order to prevent them touching the sides of the glass. Plunge in a brisk bottom-heat, and they will readily strike root. Carefully shade with a sheet of white paper. Pot off as soon as rooted, and continue the shading for a few days, in order to allow the plants time to establish themselves.

Culture. Re-pot when the first pots are filled with roots, using the following compost:—Fibry loam and sandy peat in equal parts, using no stimulating manures. Give the plant plenty of light and air, in order to produce a stout growth, and to bring out the beautiful tints on the leaves.

The illustration is from a plant in the collection of Mr. John James, Washington Road, Sheffield.







BEGONIA REX.

Var. Grandis.



## BEGONIA REX.—VARIETY 'EMERALD'.

Illustration.

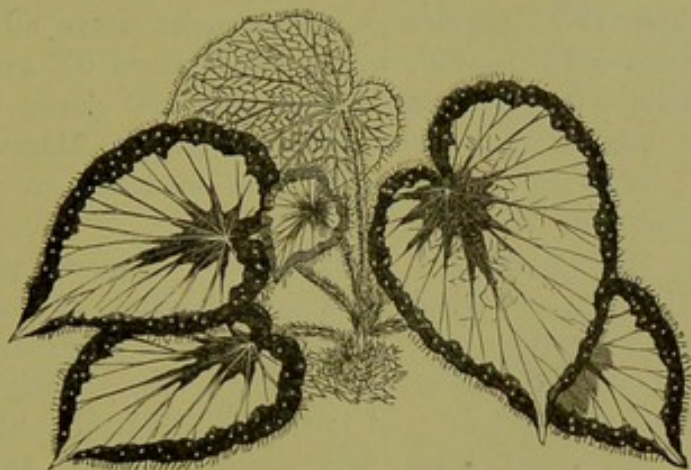
PLATE 'XX'.

Oh, Maxwell, great forest teacher,  
 There is a spirit dwells  
 In the welcome of ~~the~~ heart,  
 In each flower's call.  
 To know such a voice and lesson,  
 And to learn to say  
 'Open, open, wide eyes to see  
 In each flower, stone, and tree,  
 Something pure and something new,  
 As they passed to the sea.'

Raised from seed in 1884, by Messrs. J. & W. & Co. of Tooting.  
 An herbaceous stem plant, a foot high, and of a spreading habit.  
 The leaves are eight inches long and six inches wide, and of an oblong-  
 oblique heart-shaped form. The leaves are a deep green, with an  
 irregular zone of white which runs through the leaf. The stem and  
 leaf covered with short hairs. The roots tipped with white. On the  
 under side the leaves are a rich crimson. Flowers large and of a  
 pink colour.







BEGONIA REX.—VARIETY GRANDIS.

ROLLISSON.

PLATE VI.

"So, farewell, great forest teachers,  
There is a spirit dwells  
In the veinings of each leaflet,  
In each flower's cells.  
Ye have each a voice and lesson,  
And ye seem to say—  
'Open, man, thine eyes to see  
In each flower, stone, and tree,  
Something pure and something holy,  
As thou passest on thy way.'"

F. C. W.

RAISED from seed in 1858, by Messrs. Rollisson and Sons, of Tooting.

An herbaceous stove plant, a foot high, and of a spreading habit. The leaves are eight inches long and six inches wide, and of an oblong-oblique heart-shaped form. Colour brownish olive green, with an irregular zone of white, which shews through the leaf. The stem and leaf covered with scarlet hairs, the ends tipped with white; on the under side the leaves are a rich crimson. Flowers large, and of a pink colour.



The present magnificent variety, with several others equally beautiful, have been raised from *Begonia rex*. As none of them can be passed over in silence, we shall return to the subject in a future number.


Culture. This hybrid requires a warm moist stove all the year; summer temperature 75° to 80°, winter temperature 65° to 70°.

Soil, fibry loam one part, sandy fibry peat two parts, leaf mould one part, well mixed with silver sand. Re-pot in March, and give abundance of water in summer, but more moderate in quantity in winter; drain the pots securely.

Propagation. Take a leaf and cut it into several pieces, plant thickly in a pot well drained and filled to within an inch of the top with the compost, and the remaining inch with pure silver sand; give a gentle watering, and place the pot under a shaded bell-glass, in a moist bottom-heat. A bed of sand is the best. At the base of each leaf roots and young small leaves will speedily appear. As soon as the young leaves are formed take them up, put into small pots, and replace them in bottom-heat till a fresh growth is perceived, then gradually inure them to bear full light.

The seedlings referred to above are really a boon to the lovers of beautiful-foliaged plants; indeed, whoever wishes to have a treat should visit the Messrs. Rollisson's Nursery, and inquire for the *Begonia* house. They have devoted an entire house to their culture, and it is truly splendid with the rich colours of these new and interesting plants.

The illustration is from a plant of the Messrs. Rollisson and Sons, of Tooting, near London.








ANÆCTOCHILUS XANTHOPHYLLUS.







*Mimosa pudica* L.



## ANÆCTOCHILUS XANTHOPHYLLUS.

PLATE VII.

"FLOWERS as the changing seasons roll along  
Still wait on earth, and added beauties lend.  
Around the smiling Spring, a lovely throng  
With eager rivalry her steps attend;  
Others with Summer's brighter glories blend;  
Some grace mild Autumn's more majestic mien;  
While some few lingering blooms the brow befriend  
Of hoary Winter, and with grace serene  
Enwreath the king of storms with mercy's gentle sheen."

Bernard Barton.

A MAGNIFICENT genus of stove evergreens from Java, India, and Ceylon, growing in the hedgerows. The name is derived from two Greek words *Onoikios*—open, and *cheilos*—a lip, in reference to the spreading apex of the lip. Linnæus, 20.—*Gynandria*, 1.—*Monandria*. Natural order Orchids, (*Orchidaceæ*.)

The natives of Ceylon call the *Anæctochilus setaceus* the "King of the Woods," not from the flowers, which are insignificant, but from the leaves, which are the most beautiful among plants. The different varieties have rich velvety leaves, having a metallic lustre, and being curiously inlaid with streaks of golden and frosted net-work, some of the species having in addition a broad golden band down the centre of each leaf.



*Anæctochilus xanthophyllus* was introduced by Messrs. Veitch, of Exeter, in 1849, from Java.

A low creeping plant, with curious, although not showy flowers, the leaves being the feature of attraction; nothing can exceed their loveliness. The leaves are not large, seldom exceeding from two to three inches in length, and an inch in breadth. The ground-colour of a rich dark velvety appearance, of a shining metallic lustre. The veins are golden, and a broad stripe of yellow spotted with brown extends on each side of the midrib. No description, however, can do justice to the beauty of these leaves; even our artist, with all his skill, cannot transmit to paper the glowing metallic lustre visible on these apparently inlaid-with-gold leaves.

Summer temperature from 70° to 90°, winter temperature from 60° to 70°.

Propagation. Increased by division; each piece so divided should have roots to insure its growth.

Culture. Pot in very sandy rough peat, mixed with chopped sphagnum and a few pieces of charcoal; the pots to be well drained, and the plants constantly covered with bell-glasses, and kept in a shady part of the stove. Great care is requisite in watering; the leaves must never be wetted, and in winter the soil should be kept only just damp. The glasses require wiping every day, or the leaves will damp off.

The illustration is from a plant in Mr. Howard's collection.







CROTON PICTUM.

## CROTON PICTUM.

PLATE VIII.

1. Young plant of good growth, with large, glossy, dark green leaves, and a few small, white flowers. 2. A young plant of good growth, with large, glossy, dark green leaves, and a few small, white flowers. 3. A young plant of good growth, with large, glossy, dark green leaves, and a few small, white flowers. 4. A young plant of good growth, with large, glossy, dark green leaves, and a few small, white flowers. 5. A young plant of good growth, with large, glossy, dark green leaves, and a few small, white flowers. 6. A young plant of good growth, with large, glossy, dark green leaves, and a few small, white flowers. 7. A young plant of good growth, with large, glossy, dark green leaves, and a few small, white flowers. 8. A young plant of good growth, with large, glossy, dark green leaves, and a few small, white flowers. 9. A young plant of good growth, with large, glossy, dark green leaves, and a few small, white flowers. 10. A young plant of good growth, with large, glossy, dark green leaves, and a few small, white flowers.

We have given a description of the plant, and a list of its synonyms.

The present species was introduced from the East Indies in the year 1840.

A note regarding the summer months, and the temperature, 55° to 60°.

Has rather struggling. In order to produce a handsome specimen stop the leading shoot annually, and keep away the side-shoots.

The leaves are about six inches long, and the same wide in the centre. They are very handsome, being marked and spotted with crimson and red in various patches. The plant is much in good collections, but is worthy of being in a collection, however small.

Propagation. Easily increased by cuttings taken off in March and April, and placed in a proper soil. The soil will be first placing a layer of broken red earth in the bottom, then a layer of well-rotted manure, and over this a layer of small smaller pieces, and upon which a thin layer of sand. Then fill the pot to within an inch of the rim with a light mixture, consisting of equal parts of sand and sandy peat, upon which place an inch of pure white sand. Then a gentle covering of soil on a bell-glass within the rim of the pot. Take off the covering, removing the top layer of soil, and with a very sharp knife cut off the base of each cutting. Plant in the centre of the pot, and keep up the leaves with clean water to prevent them





## CROTON PICTUM.

## PLATE VIII.

"I WOULD sing of you, sweet wild-flowers, in the far-sequestered glade,  
 Where noble pines and ancient oaks cause deep and solemn shade;  
 Where tufts of early primroses, and hidden violets grow,  
 While list'ning to the wooing of the murm'ring brook below;  
 Where the heather and the harebell grace the red-deer's fairy home,  
 And the feathery ferns in beauty wave beneath the azure dome;  
 And where, roaming o'er the purple hills, I tread the dewy sod,  
 And muse on Nature's splendour, in communion with her God."

WE have given a description of the genus *Croton* in describing *Croton variegatum*.

The present species was introduced from the East Indies in the year 1810.

A stove evergreen. Summer temperature 65° to 75°, winter temperature 55° to 60°.

Habit rather straggling. In order to produce a handsome specimen stop the leading shoots annually, and train out the side-shoots.

The leaves are about six inches long, and two inches wide in the centre. They are very handsome, being shaded and spotted with crimson and red in curious patches. It is not uncommon in good collections, and is worthy of being in every stove, however small.

Propagation. Readily increased by cuttings taken off in March and April, and planted in a prepared cutting-pot. Drain well by first placing a large piece of broken pot over the hole at the bottom, then a layer of small pieces, and over this a layer of still smaller pieces, and upon which a thin layer of moss, then fill the pot to within an inch of the rim with a light compost, consisting of equal parts of loam and sandy peat, upon which place an inch of pure white sand. Give a gentle watering, and fit on a bell-glass within the rim of the pot. Take off the cuttings, preserving the top leaves entire, and with a very sharp knife smooth the base of each cutting. Plant in the centre of the pot, and prop up the leaves with clean sticks to prevent them




from touching the glass. Give a gentle watering to settle the sand close to the cuttings, and after allowing the leaves to dry, fit on the bell-glass, and plunge in bottom-heat, shading from the sun. In six weeks roots will be emitted, and the plants should be potted, taking care to shade until established.

Culture. Every spring add some leaf-mould to the compost. Be careful not to over-pot; at first water moderately, especially in winter.

The illustration is from a plant in Mr. Howard's collection.







BEGONIA REX.



## BEGONIA REX.

### PLATE IX.

Beautiful flowers of the woods and fields,  
 The wild and the domestic garden, and the house,  
 On the borders of the happy valley,  
 Or where the rocks you make your home,  
 And where you grow in through summer weather,  
 I love you all!

Beautiful flowers of the woods and fields,  
 The wild and the domestic garden, and the house,  
 On the borders of the happy valley,  
 Or where the rocks you make your home,  
 And where you grow in through summer weather,  
 I love you all!

Beautiful flowers of the woods and fields,  
 The wild and the domestic garden, and the house,  
 On the borders of the happy valley,  
 Or where the rocks you make your home,  
 And where you grow in through summer weather,  
 I love you all!

Beautiful flowers of the woods and fields,  
 The wild and the domestic garden, and the house,  
 On the borders of the happy valley,  
 Or where the rocks you make your home,  
 And where you grow in through summer weather,  
 I love you all!







## BEGONIA REX.

PLATE IX.

"BEAUTIFUL children of the woods and fields!  
That bloom by mountain streamlets 'mid the heather  
Or into clusters, 'neath the hazels, gather,—  
Or where by hoary rocks you make your bields,  
And sweetly flourish on through summer weather—  
I love ye all!

Beautiful things ye are, where'er ye grow!  
The wild red rose—the speedwell's peeping eyes—  
Our own blue-bell—the daisy that doth rise  
Wherever sunbeams fall or winds do blow,  
And thousands more, of blessed forms and dyes—  
I love ye all!

Beautiful objects of the wild bee's love!  
The wild-bird joys your opening bloom to see,  
And in your native woods and wilds to be,  
All hearts, to nature true, ye strangely move,  
Ye are so passing fair—so passing free—  
I love ye all!

Beautiful children of the glen and dell—  
The dingle deep—the moorland stretching wide,  
And of the mossy fountain's sedgy side!  
Ye o'er my head have thrown a lovesome spell,  
And, though the Worldling, scorning, may deride—  
I love ye all!

*Robert Nicholl.*



BEGONIA is named after M. Begon, a French patron of botany.

A numerous genus of stove evergreen shrubs, herbaceous perennials, or tuberous-rooted plants. Native of Jamaica, Brazil, the West Indies, East Indies, Guatemala, Mexico, Peru, Cape of Good Hope, South America, Nepaul, etc. Varying in height from six to sixty inches.

A most lovely tribe of plants, beautiful both for their leaves and flowers.

*Begonia rex* is a native of South America.

It was introduced into this country in the year 1857, by Messrs. Rollisson, of Tooting, who received it from M. Linden, a nurseryman at Berlin.

*B. Rex* is the most magnificent of the species, and will give place only to seedling varieties raised from it last year by Messrs. Rollisson, of Tooting. Amongst them there are some of the finest variegated-foliaged plants that it would be possible to conceive, and the cultivator of this class of plants will hail these additions with gratification.

An evergreen herbaceous stove plant, requiring a moist atmosphere.

Summer temperature from 70° to 80°, winter temperature from 60° to 65°.

The leaves are large, of an oblique-oval shape. Ground-colour of the leaf a dark green, having a broad band of pure white about mid-way between the margin and the centre. Petioles reddish green, covered with short hairs. Stem short.

Flowers pretty but not showy, and of a pale yellowish white on the upper surface, and light brown underneath.

Culture. Soil, a light rich compost of sandy turfy loam, sandy fibrous peat, and decayed leaves in equal parts. The plants should be rather under-potted, as when in too large pots the variegation is not so clear.

Propagated by the leaf. Take a moderate-sized leaf, lay it flat on the surface of a pot filled with sand, cut the ribs into several divisions, and peg the leaf down with small hooked sticks, place the pot on a heated surface and cover with a hand-glass. Shade from the sun, and keep the internal air moderately moist. In a very short time roots will be produced at the base of each division, and young leaves will appear, gradually forming a new plant, which may then be carefully taken up and potted, and replaced for a short time in a close moist heat until fresh growth is perceived, after which gradually inure them to bear the full light and air. Re-pot frequently. In six months the plants so treated will be a foot across, bearing numerous large splendid leaves.

Our thanks are due to Messrs. Rollisson, of Tooting, for a plant of this species.

Amongst the hundreds of seedlings raised from *Begonia rex* by Messrs. Rollisson and Sons, six, namely, *grandis*, *urania*, *nebulosa*, *virginia*, *Rollissonii*, and *isis* are very distinct and beautiful. The variety *grandis* has been already figured on plate VI. of this work, and the others will again be referred to and several of them figured.


The wood-cut illustration is from a photograph of a plant in the collection at Highfield House.











CYANOPHYLLUM MAGNIFICUM.



## STANOPHYLLUM MAGNIFICUM

PLATE I.

"By leafy, lured in the green sunny grove,  
As they were captured by the King of Platanus."

1894.

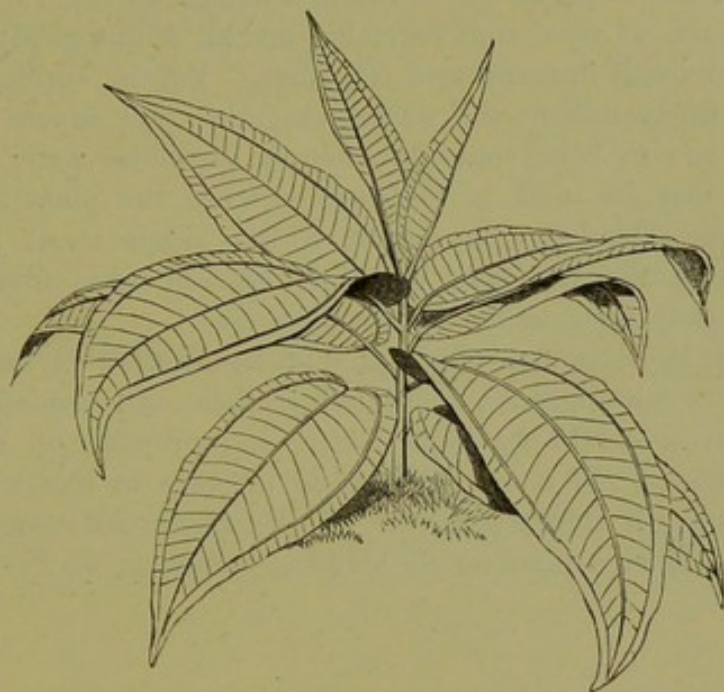
Native country Tropical America. Introduced in 1837, by W. Linden, a colonial Naturalist.

A fine woody climber, with dark, which has not yet flowered in this country. The leaves are very elegant, growing two feet long and nine inches wide, of a deep red color, showing a pale upper surface, and a deep red beneath, with a pair of veins of the same colour, running from the base to the margin, and meeting near the point, joining the midrib. Margins irregularly serrated. Below a deep velvety green, and the veins are dark. The lower surface is a rich, golden brown. Habit strong.

Nothing can possibly exceed the beautiful action of the plant.







## CYANOPHYLLUM MAGNIFICUM.

PLATE X.

"By fetters forged in the green sunny bowers,  
As they were captives to the King of Flowers."

*Moore.*

NATIVE country Tropical America. Introduced in 1857, by M. Linden, a continental Nurseryman.

A fine woody melastomacæ stove shrub, which has not yet flowered in this country. The leaves are truly magnificent, growing two feet long and nine inches wide; of a long oval shape, tapering to a point. Upper surface a distinct ivory-like midrib, with a pair of veins of the same colour, running from the base near the margin and meeting near the point, joining there the midrib. Margin irregularly serrated. Colour a deep velvety green; underneath the veins are visible, and the general colour is a rich purplish crimson. Habit strong-growing.

Nothing can possibly exceed the beautiful foliage of this truly




handsome new plant. The flowers are said to be very beautiful also, but fugacious.

Culture. Heat required  $70^{\circ}$  to  $75^{\circ}$  in summer,  $65^{\circ}$  to  $70^{\circ}$  in winter. Soil, equal parts of peat and vegetable mould, with a good sprinkling of silver-sand, well incorporated together. Pot in spring, draining well; water freely during the warmer months, and expose the plant fully to the sun to bring out the colours; in winter water sparingly. The syringe may be used in the evening when the plant is growing freely. It has a tendency to run up with a single stem; if a bushy plant is desired the top may be taken off, and again from the side shoots when they have made a little progress.

Propagated by cuttings, which should be inserted in sand in pots placed under a handlight on a heated surface, and shaded from the sun; the leaves should be kept entire, and propped up with small clean white sticks. It is not difficult to increase in this way.

The engraving is from a plant in Mr. Howard's collection; and the coloured plate from a plant of the Messrs. Rollisson, of Tooting.







FARFUGIUM GRANDE.

XI



## FARFUGIUM GRANDE

PLATE XI.

"How beautiful! A garden fair as heaven,  
Flowers of all hues, and smiling in the sun,  
Where all was waste and wilderness before,  
What do ye mutter, ye gods of youth,  
The great Creator?"

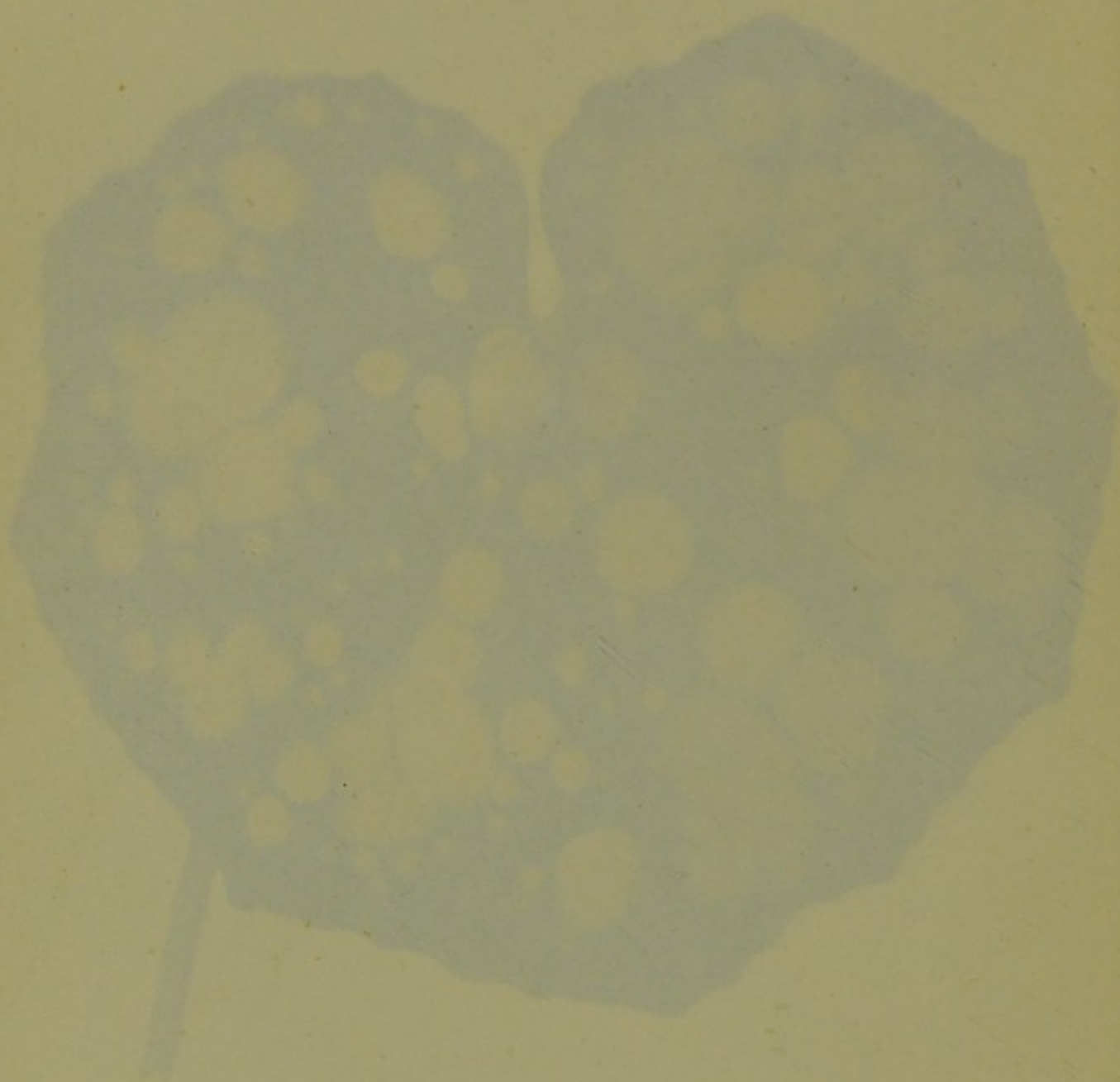
Goethe.

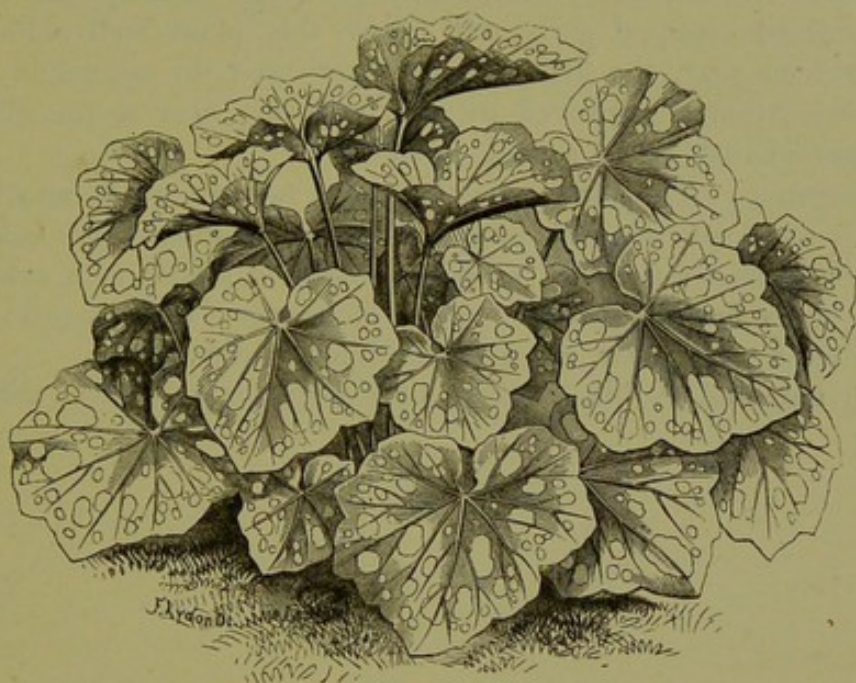
A very handsome new plant. Native country North China. Sent  
to Mr. Henderson, of the Chesham Nursery, by Mr. J. H. S.  
Pott, in the year 1853.

A handsome evergreen plant, with lance-shaped leaves, very  
beautifully marked and spotted, chiefly with yellow, and a few  
green. Leaves about 4 to 6 inches long, 1 to 2 inches broad.  
Stems and roots very hard, and very strong.

An almost hardy plant, as it will stand the winter in the open air.







## FARFUGIUM GRANDE.

PLATE XI.

"How beautiful! A garden fair as heaven,  
Flowers of all hues, and smiling in the sun,  
Where all was waste and wilderness before.  
Well do ye imitate, ye gods of earth,  
The great Creator."

*Goethe.*

A VERY interesting new plant. Native country North China. Sent home to Mr. Glendinning, of the Chiswick Nursery, by Mr. Robert Fortune, in the year 1855.

A greenhouse evergreen plant, with heart-shaped rounded leaves, beautifully blotched and spotted thickly with yellow on a dark green ground. Leaf-stems one foot long; leaves nine to twelve inches in diameter.

An almost hardy plant, as it will stand the winter in the south, but



loses its foliage. In a collection of variegated plants it is a conspicuous object, the spots are so distinct and striking. The plant forms a dense bush from three to four feet across, and two feet high.


Culture. Strong fibry loam, sandy peat, and decomposed vegetable mould mixed in equal parts, will grow this plant well. Pot rather freely twice a year, the first time in March and the second in August. The variegation is improved by full exposure near to the glass of a good greenhouse or in a cold frame.

Propagation. The plant sends up side suckers, which may be taken off with roots, potted, and placed under a handlight or cold frame until new roots are formed. Then repotted, and placed in a cold frame, shaded for a few days, after which they may be hardened off and placed on a shelf near the glass in the greenhouse.

I am indebted to Mr. Cooling, of Derby, for a plant of *Farfugium grande*.







BEGONIA REX.

Var. Isis.

XII

# BEGONIA REX.—VAR. ISIR.

HOLLIS-ON.

PLATE XII.

"Are what a wilderness of verdure  
It seemed as though from all the world  
And forest beds of all the year  
The mingled soil were scattered forth;  
The lake, too, like a quivering breathing  
With the dark beds that ever it knew  
As if a shower of fairy wheels  
Had fallen upon it from the sky."

Moore.

An exceedingly beautiful hybrid, raised at Tooting Nursery from *Begonia rex* in the year 1838, and sent out on the 1st. of May, 1838.

The leaves, which are without spots or hairs, are of a rich metallic silvery hue, having a border of an olive green, which latter is slightly covered with hairs. Near the stem the leaf is green. The stem is red and hairy.

Easily cultivated and propagated as mentioned with *B. rex*, and *B. rex* variety *granata*, (See Plates V., and IX., and pages 11 and 18.)

As it would be unnecessary to repeat what has been said in describing *B. rex* and its variety *granata*, the reader is referred to them.

For a specimen of this beautiful plant my thanks are due to Messrs. Hollis-ON, of Tooting.





## BEGONIA REX.—VAR. ISIS.

ROLLISSON.

PLATE XII.

"AND what a wilderness of flowers!  
 It seem'd as though from all the bowers  
 And fairest fields of all the year,  
 The mingled soil were scattered here.  
 The lake, too, like a garden breathes,  
 With the rich buds that o'er it lie,—  
 As if a shower of fairy wreaths  
 Had fallen upon it from the sky."

Moore.

AN exceedingly beautiful hybrid, raised at Tooting Nursery from *Begonia rex* in the year 1858, and sent out on the 1st. of May, 1859.

The leaves, which are without spots or hairs, are of a rich metallic silvery hue, having a border of an olive green, which latter is slightly covered with hairs. Near the stem the leaf is green. The stem is red and hairy.

Easily cultivated and propagated as mentioned with *B. rex*, and *B. rex* variety *grandis*, (See Plates VI, and IX, and pages 11 and 18.)

As it would be unnecessary to repeat what has been said in describing *B. rex* and its variety *grandis*, the reader is referred to them.

For a specimen of this beautiful plant my thanks are due to Messrs. Rollisson, of Tooting.











CISSUS DISCOLOR.



## CISSUS DISCOLOR.

PLATE XIII.

"The valley holds its *Fount of Roses*,  
 These roses thick, when pleasures pour  
 Profusely round, and in their shadow  
 Hearts open like the *Scapan's Rose*—  
 The flower of a hundred leaves,  
 Expanding while the dew-fall flows,  
 And every leaf its juice receives."  
Moss.

Derived from the Greek, *Kissos*—ivy. A genus of climbers, some of the species of which are very ornamental. Linnæus, 4, order 1. Natural order *Filices*.

*Cissus discolor* was introduced into this country in 1851, by Messrs. Robinson and Sons, of London.

A climbing vine climber, with somewhat ovate pointed or elongated heart-shaped leaves.

Native of Java.

The leaves, which are six inches long and two inches wide, are broad, are coloured on the upper surface in the deepest green, and on the underside, the plant deriving its beautiful colour from the *Ardisia* family, the whole being a deep green, and the







## CISSUS DISCOLOR.

PLATE XIII.

"THE valley holds its Feast of Roses,  
That joyous time, when pleasures pour  
Profusely round, and in their shower  
Hearts open, like the Season's Rose—  
The Flow'ret of a hundred leaves,  
Expanding while the dew-fall flows,  
And every leaf its balm receives."

Moore.

DERIVED from the Greek, *Kissus*—ivy. A genus of climbers, some of the species of which are very ornamental. Linnæus, 4, order 1, Natural order *Vitaceæ*.

*Cissus discolor* was introduced into this country in 1851, by Messrs. Rollisson and Sons, of Tooting.

A climbing stove creeper, with somewhat ovate pointed or elongated heart-shaped leaves.

Native of Java.

The leaves, which are six inches long and two inches and a half broad, are coloured on the upper surface in the richest manner conceivable, the plant rivalling in its beautiful foliage the finest of the *Anæctochilus* family; the colour being a rich green, clouded with



white, peach, and dark purplish crimson, and covered with a metallic lustre.

The under side of the leaf a rich brownish crimson. No description or painting can do justice to the beauty of these superb leaves when in perfection.

The mid-vein of the leaf, and the long-forked tendrils, (which are formed at the leaf-joints,) are crimson in colour.

Easily propagated, and the price having become very reasonable, every stove ought to possess this lovely plant.

Temperature, winter from 60° to 65°, summer from 70° to 75°.


Culture. Soil, a compost of sandy peat and strong fibry loam, with well-decomposed hotbed or cow dung; this will suit the plant admirably. Being so rapid a grower it requires a rich soil. *Cissus discolor* can be used either as a suitable cover to the naked walls of a stove, even where nothing else will grow; or to train up pillars; or, under pot-culture, on a balloon-shaped trellis.

This plant requires shading from the hot beams of the sun, or the rich colouring will fade quickly. Care should also be taken not to syringe the plant, as wherever water falls on the leaves it destroys the metallic lustre.

Propagation. By cuttings. Take young top shoots, removing the lowest leaves and cut clean at a joint. Prepare a cutting pot, with bell-glass to fit, lay over the hole an oyster-shell or large piece of pot, and upon this a layer of small broken crocks, and above this a thin layer of moss, over which place as much of the above-mentioned compost as will fill the pot to within an inch of the rim; fill that inch with pure silver-sand. Give a gentle watering, and as soon as the water sinks and the sand is firm plant the cuttings, taking care to close the sand round each. Water again gently, and fit on the bell-glass. Plunge the pot in moderate bottom heat, or set it on a heated surface of moist sand. Wipe the glass occasionally, and as soon as the cuttings are rooted pot off, and still continue to protect with a hand-glass until they are able to bear full exposure.

Fern treatment is suitable to *Cissus discolor*.

The illustration is from a plant in Mr. Howard's collection.







DIEFFENBACHIA SEGUINA,  
Var. Maculata.



*DIEFFENBACHIA SEGUINA*.—VAR. *MACULATA*.

PLATE XIV.

"O! could we wake from sorrow, were it all  
A troubled dream like this, to rest awhile  
Like an untorn garment with the morn;  
Could the long fever of the heart be met  
By a sweet breath from nature's deep green  
Of a hushed valley, soft and deep  
With hush as the world's heart of sorrow—  
How lightly were the soul's sorrows  
To which the heart's deep sighs would be hush."

By some authors called *Dieffenbachia*.

*Dieffenbachia seguina* is a native of South America.

It is said that this plant has the power of destroying  
the tongue and destroying the power of speech.







DIEFFENBACHIA SEGUINA.—VAR. MACULATA.

PLATE XIV.

"OH! could we wake from sorrow; were it all  
A troubled dream like this, to cast aside  
Like an untimely garment with the morn;  
Could the long fever of the heart be cool'd  
By a sweet breath from nature; or the gloom  
Of a bereaved affection pass away  
With looking on the lively tints of flowers—  
How lightly were the spirit reconciled  
To make this beautiful bright world its home."

Willis.

By some authors united with *Caladium*.

*Diffenbachia seguina* is a native of South America.

It is said that this plant has the power, when chewed, of swelling the tongue and destroying the power of speech. Dr. Hooker gives an



instance of a man who lost the faculty of speech for several days, owing to incautiously chewing a bit of this plant.

The present variety was introduced into England in the year 1820.


A shrubby stove plant, growing to the height of four feet, bearing leaves more than a foot in length and five inches in width, and of a lengthy oval shape, having a pointed apex. The colour of the leaf is a very light green, dotted over with numberless irregularly-shaped pure white blotches, giving the plant a decidedly variegated appearance; very striking even when among similar-coloured foliaged plants. It is a quick grower, and should be in every collection of beautiful-foliaged plants.

**Culture.** This species requires the heat of a moderate stove, and the white variegation becomes much purer in colour when grown close to the glass. Soil, strong fibry loam two parts, sandy peat one part, vegetable mould one part, the whole well mixed together with sand and a few pieces of charcoal. As the stems are very soft and fleshy no water should be thrown over the plant when at rest, or they will suddenly damp off. Pot in spring, and drain well.

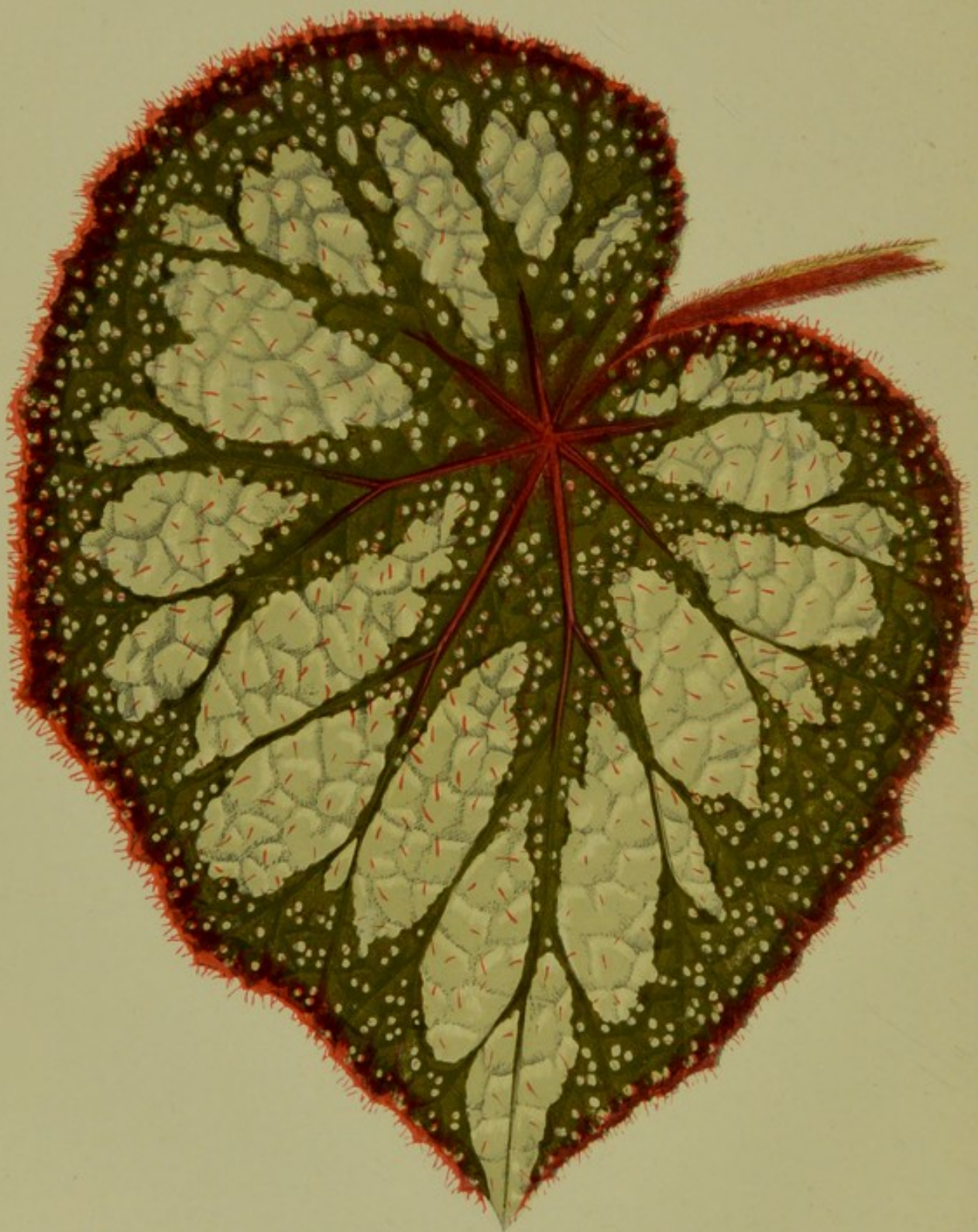
**Propagation.** Large cuttings taken off above the stem, and potted singly in sand, placed on a heated surface, and having a hand-light over them, and kept shaded, will root without difficulty. As soon as they are rooted begin to give air and less shade. When the plants will bear full exposure, repot in the proper compost. Stop the shoots to cause a bushy habit, or else they will run up with naked unsightly stems.

For plants my thanks are due to Messrs. Veitch, of the Exotic Nursery, Chelsea, and to Mr. Rollisson, of Tooting.

The woodcut illustration is from a photograph of a plant in the author's collection.







BEGONIA REX,

Var. Nebulosa.



# BEGONIA REX — Var. *Nervosa*.

Rollinson.


PLATE XV.

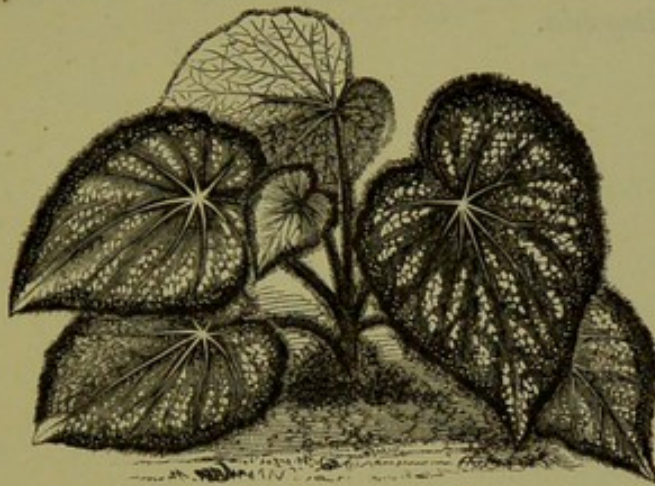
"The lord of night, the alge of the sprite,  
O'er the wild mountains of the grove supreme,  
Near his be-loom'd flower expands his wing;  
Wake, love, wake, awake, and hear thy poet sing!  
The night is past, wake, Queen of every flower,  
Beneath the star of spring in thy perfume,  
The pearls of morning are thy wedding drops,  
The bridegroom's robe a robe of bloom!  
Wake, lovely flower, for now the winter's glass  
Hath woe that is sped, forever gone;  
Wake, lovely flower, and bid thy sister wake,  
A kindred brightness with the stars of day,  
That smile thy waking buds with the young blood of day."

ANOTHER of these beautiful seedlings raised by Miss. W. Rollinson, of Teesdale.

The leaves of the variety in question are covered all over with white spots; in the centre of each spot is a small red dot, which gives the plant a very distinct appearance.







BEGONIA REX.—VAR. NEBULOSA.

ROLLISSON.

PLATE XV.

"THE bard of night, the angel of the spring,  
O'er the wild minstrels of the grove supreme,  
Near his betrothed flower expands his wing:  
Wake, lovely rose, awake, and hear thy poet sing!  
The night is past; wake, Queen of every flower,  
Breathing the soul of spring in thy perfume,  
The pearls of morning are thy wedding dower,  
Thy bridal garment is a robe of bloom!  
Wake, lovely flower! for now the winter's gloom  
Hath wept itself in April showers away;  
Wake, lovely flower! and bid thy smiles assume  
A kindred brightness with the rosy ray  
That streaks the floating clouds with the young blush of day."

ANOTHER of those beautiful seedlings raised in 1858, by Messrs. Rollisson, of Tooting.


The leaves of the variety in question are covered in clusters with white spots; in the centre of each spot is a single red hair, which gives the plant a very distinct appearance.



A stove herbaceous plant, with all its parts densely covered with a red pubescence.

For culture and propagation see *Begonia rex* and its variety *grandis*.

I am indebted to Messrs. Rollisson, of Tooting, for a plant of this lovely *Begonia*.







SONERILA MARGARITACEA.



## MARGARITACEA

And now, my dear friend, I have a plant for you,  
 The Nerve Plant, which is very rare and old,  
 And which is very good for you,  
 The only one of its kind in the world,  
 That has a heart and a soul, and a very strong  
 Now gently waking into life and light.

Rev. T. W. Higginson.

Lawsonia, 8.—Ocotea, 1.—Monocotyledon, natural order Melastomataceae, (Melastomaceae,) small stove plants.

The *Nerve Plant* is a very handsome species.

A native of Java. Introduced in 1848.

Summer temperature 70° to 80°, winter 50° to 60°.

A half-shrubby low-growing plant, with opposite small leaves and small flowers, beautifully marked all over the upper surface with silver spots.

The flowers are numerous, and of a pleasing rose-color.

Propagation by cuttings of the stems. The cuttings must be small, with not more than three or four leaves; the lower leaves should be cut off. Plant in sand, or a fine loam, and a half-glass, and plunge in heat. Shade from the sun's rays, and instantly after the plants, as the cuttings are apt to shrivel in a moment. As







## SONERILA MARGARITACEA.

PLATE XVI.

"AND now that there is something bright on earth,  
The clouds are driven from the clear blue sky,  
And Heaven is bright'ning too. Serene and calm,  
The very air is hushed into repose,  
That not a breath may ruffle the young flowers  
Now gently waking into life and light."

Miss Twamley.

LINNÆUS, 8.—Octandria, 1.—Monogynia, natural order Melastomads, (*Melastomaceæ*), small stove plants.

The *Sonerila Margaritacea* is a very handsome species.

A native of Java. Introduced in 1848.

Summer temperature 70° to 80°, winter 60° to 65°.

A half-shrubby, low-growing plant, with numerous round shoots and small leaves, beautifully mottled all over the upper surface with silver spots.

The flowers are numerous, and of a pleasing rose-colour.

Propagation by cuttings in the spring. The cuttings must be small, with not more than three or four leaves; the lower leaves should be cut off. Plant in sand, in a pot covered with a bell-glass, and plunge in heat. Shade from the sun's rays, and constantly wipe the glasses, as the cuttings are apt to damp off when in confined moisture. As



soon as the roots are formed pot off immediately, and again cover them with bell-glasses for a month, giving air daily to inure them to bear full exposure.

Summer management. In March repot the plants into pots two sizes larger, and re-pot again in June. Water moderately, but give plenty of atmospheric moisture during the season of growth. As soon as the flowers are half over cut them all off, buds and all, as an excess of bloom is almost sure to destroy this somewhat delicate gem. During the bright sunny days of midsummer the plants should be kept in a somewhat shady part of the stove. The plant is of free growth; under proper treatment a young plant will become a bush two feet through in a couple of years.

Winter management. During this season the plant should be kept very moderately watered, and fully exposed to the sun's rays, they should also be frequently turned round, so that every leaf may have its full share of light.


The illustration is from a specimen grown by Mr. Veitch, Royal Exotic Nursery, Chelsea.







MARANTA WARSCEWICZII.



## MARANTA WARSZEWICZII

PLATE XVII

"O save, save thy silver thread  
And flowery tapestry  
Thine living race on the bush  
And blossoms on the tree  
Spoke where thou wilt, thy carolous land  
Some rainbow land will meet;  
Thou must not tread, but thou wilt find  
The daisy on thy feet."


Heard.

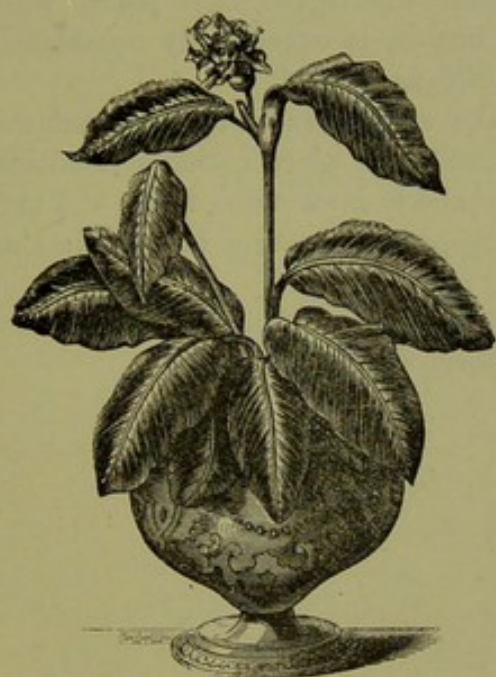
Native country Central America. Introduced in 1854, by M. Warszewicz, and named after that botanist.

A strong-growing evergreen herb, requiring the heat of the stove; habitually one foot high, leaves two feet long and six inches broad, having feathery edges of a polished green on each side of the middle, running parallel with the middle. This is a fine strong-colored species.

Culture. Grows as long as grow the old American *Maranta* species. Soil, a rich mixture of strong loam, sandy loam, vegetable mould, and well-decomposed cow-dung, in equal parts, with a little







## MARANTA WARSCEWICZII.

PLATE XVII.

"O LADY, leave thy silken thread  
And flowery tapestry,  
There's living roses on the bush,  
And blossoms on the tree;  
Stoop where thou wilt, thy careless hand  
Some random bud will meet;  
Thou canst not tread, but thou wilt find  
The daisy at thy feet."

*Hood.*

NATIVE country Central America. Introduced in 1854, by M. Warscewicz, and named after that botanist.

A strong-growing evergreen herb, requiring the heat of the stove; leaf-stem one foot high; leaves two feet long and six inches broad, having feathery stripes of a yellowish green on each side of the midrib, running parallel with the margin. This is a fine strong-foliaged species.


Culture. Quite as easy to grow as the old favourite *Maranta zebrina*. Soil, a rich compost of strong fibry loam, sandy peat, vegetable mould, and well-decomposed cow-dung, in equal parts, with a sprinkling




of silver-sand; add a few large pieces of charcoal throughout the soil, and on the top of the drainage. This plant, when in a twelve-inch pot and in perfect health, is exceedingly ornamental. Heat 70° to 75° in summer, 60° to 65° in winter.

Propagation. Take off one or more side suckers, pot them in small pots in very sandy soil, and place under a handlight or frame in heat. These suckers will quickly make fresh roots, and may then be hardened off and afterwards re-potted, treating in the same manner as the parent plant.

The illustration is from a plant in the collection of Mr. Veitch, Royal Exotic Nursery, Chelsea.







BEGONIA MARSHALLI

## BEGONIA MARSHALLII.

PLATE XVIII.

"Oft thus look upward in wistful mood  
Through the beautiful world of flowers,  
And there is a world in our garden-land,  
In the midst of the lowly, sweet flowers,  
That will reward the eye and the heart,  
And the soul that seeks for the true and the good."

The following description of *Begonia Marshallii* is from the report of Mr. W. C. Marshall, given at the meeting of the Horticultural Society of Washington, Dec. 1881, and is the work of the same person who discovered the plant.

Mr. R. H. Marshall, in the "Gardeners' Gazette," remarks that it is the first of the numerous hybrids of the *Begonia* bred by him yet seen, and that it may be ranked thus—1.—*Begonia Marshallii*; 2.—*B. grandis*; 3.—*B. Rex*.

The leaves are nine inches long and six inches broad. A very broad band of silvery blue occupies the greater part of the leaf. In the very center there are young long radiations of bright green, amongst which the silvery part surrounds them; on the margin there is an edging of bright crimson hairs, and next to that a kind of variegation of green runs in and out of the silvery part. The leaf stems are one foot long, and covered thickly with long white hairs.

*B. Marshallii* is propagated and grown in an exactly similar way to that of *B. Rex* already described, (page 17.)

It is astonishing how nature sports her productions, and to what a state of perfection the art of gardening in the hybridizer's department has arrived. Will not other species of *Begonia* sport? If they will, why not obtain much better *Begonia* than *Begonia Marshallii*, contrasted with the silvery white in the present variety. We throw this out as a hint to cultivators.

We are indebted to Mr. W. Cole, Nurseryman, Washington, near Georgetown, for a leaf of this beautiful variety.





## BEGONIA MARSHALLII.

PLATE XVIII.

"Oh! they look upward in every place  
 Through this beautiful world of ours,  
 And dear as a smile on an old friend's face  
 Is the smile of the bright, bright flowers!  
 They tell us of wanderings by woods and streams;  
 They tell of the lanes and trees;  
 But the children of showers and sunny beams  
 Have lovelier tales than these—  
 The bright, bright flowers!"

THE plant now figured is another beautiful hybrid, between *Begonia rex* and *B. splendida argentea*. It was raised by Mr. R. Franklin, gardener to James Garth Marshall, Esq., of Headingley Hall, near Leeds, and named after Mr. Marshall.

Mr. R. Fish, in the "Cottage Gardener," remarks that it is the finest of the numerous hybrids of the *Rex* breed he has yet seen, and that it may be ranked thus—1.—*Begonia Marshallii*; 2.—*B. grandis*; 3.—*B. Rex*.


The leaves are nine inches long and six inches broad. A very broad band of silvery hue occupies the greater part of the leaf. In the very centre there are some long radiations of bright green, amongst which the silvery part meanders them; on the margin there is an edging of bright crimson hairs, and next that a kind of vandyking of green runs in and out of the silvered part. The leaf stems are one foot long, and covered thinly with long white hairs.

*B. Marshallii* is propagated and grown in an exactly similar way to that of *B. Rex* already described, (page 17.)

It is astonishing how nature sports in her productions, and to what a state of perfection the art of gardening in the hybridizer's department has arrived. Will not other species of *Begonia* sport? If they will, why not obtain scarlet bands from *Begonia sanguinea*, contrasted with the silvery white on the present variety. We throw this out as a hint to cultivators.

We are indebted to Mr. W. Cole, Nurseryman, Withington, near Manchester, for a leaf of this beautiful variety.











CALADIUM CHANTINII.







## CALADIUM CHANTINI.

PLATE XIX.

"THIS day, said I, I will forget the world,  
 Its cares, and guilt, and passions, and will live  
 In sunshine and in beauty. So I went  
 Through fields and green bank'd lanes, where the spring flowers  
 Live on till summer. The short soft grass  
 Had caught a plenteous dew: the mountain herbs  
 Repaid my tread with sweet fragrance. Every hill  
 Put on a face of gladness; every tree  
 Shook its green leaves in joy: the meadows laugh'd;  
 The deep glen, where it caught the amber beams,  
 Began to draw its misty veil aside,  
 And smile and glisten through its pearly tear."

*Midsummer Day Dream.*

NAMED in honour of M. Chantin, a French Nurseryman, who has introduced many new and rare plants.

Native country the banks of the Amazon River, in South America.

Introduced in 1857, by M. Chantin.

For an account of this genus see page 8, under *Caladium bicolor splendens*.

Description. A strong-growing, tuberous-rooted, stove herbaceous plant, with broad arrow-head-shaped leaves, fourteen inches long, by ten inches wide in the broadest part. The leaves are deep crimson in the centre, shading off to pale green towards the margin, and covered with a profusion of irregular shaped and sized white spots. Stem of the leaves two feet high, dark purple, striped with crimson. A splendid showy species, worthy of general cultivation.

Soil. Sandy loam, fibry peat, rotten cow-dung, and decayed leaf-mould, in equal parts, with a liberal addition of silver-sand. In using this compost it should be so dry that when a handful is taken up, and moderately pressed, and then allowed to drop, it will fall to pieces.

Culture. In the spring observe the tubers, and if the buds are beginning to sprout, it is time they should be repotted. Turn the ball out of the old pot, and gently remove all last year's soil off the



tubers, and also remove any dead roots, stems, etc.; examine the tuber to ascertain if it is quite sound; should any decaying spots appear, pare them quite smooth down to the sound part, and rub a little powdered chalk on the wounds, and then prepare a pot by well draining it with potsherds, and upon which place a layer of fibrous parts of the soil. Fill three fourths of the pot with prepared compost, and then plunge the pot on a tan-bed or set it on a heated surface, and give a gentle watering, after which give no more water until the leaves begin to appear through the soil; after that gradually increase the quantity of water, and when the foliage is approaching its full size, water abundantly. If a thin layer of powdered charcoal is laid on the soil in the pot, the glowing colours of the leaves will be considerably heightened. In the autumn let the quantity of water be gradually diminished, and when the leaves quite decay withhold water altogether.

Propagation. It is propagated in the usual manner, by off-sets from the old tuber. Take them off when a little advanced, and pot them in nearly pure sand till roots are emitted, then re-pot and treat as established plants, giving them a liberal quantity of liquid manure.

For plants of this magnificent species my thanks are due to Messrs. Rollisson, of Tooting, and Messrs. Jackson, of Kingston.







MARANTA REGALIS.



## MARANTA REGALIS.

PLATE XX.

"I call Thy name  
 That Thou hast scattered the green earth with flowers,  
 Linking our hearts to nature! By the law  
 Of their wild blossoms, our young footsteps tread  
 Into her deep recesses are beguiled,  
 Her minister wells, dark glen and forest brook,  
 Amidst the low religious whisperings,  
 The shivery hush sounds of the solitude,  
 The spirit wakes to worship, and is made  
 Thy living temple."


Mrs. Hemans.

Native country Columbia.

Introduced into the Royal Gardens, Kew, in 1854.

*Maranta* is named after B. Marant, a Venetian physician and botanist, who lived about three hundred years ago. Natural order *Morantaceae*. (*Maranta*.) Native plants from the West Indies, South America, Brazil, Guiana, East India, and *Cassipourea*. The root of *Maranta arundinacea* is considered on the East, a Chinese article of food. The plant known as *Maranta Wardeana*, (Plate XVII., page 34.) is more properly speaking, a *Calathea*, (see Plate I., page 1.)







## MARANTA REGALIS.

PLATE XX.

"I BLESS Thy name,  
That Thou has mantled the green earth with flowers,  
Linking our hearts to nature! By the love  
Of their wild blossoms, our young footsteps first  
Into her deep recesses are beguiled,  
Her minister cells, dark glen and forests bower.  
Amidst the low religious whisperings,  
The shivery leaf sounds of the solitude,  
The spirit wakes to worship, and is made  
Thy living temple."

Mrs. Hemans.

NATIVE country Columbia.

Introduced into the Royal Gardens, Kew, in 1854.

*Maranta* is named after B. Maranti, a Venetian physician and botanist, who lived about three hundred years ago. Natural order *Marantaceæ*, (Marants.) Stove plants from the West Indies, South America, Brazil, Guiana, East Indies, and Caraccas. The root of *Maranta arundinacea* is considered (in the East) a delicate article of food. The plant known as *Maranta Warscewiczii*, (Plate XVII., page 35,) is, more properly speaking, a *Calathea*, (see Plate I., page 1.)



Description. A stove plant, with persistent leaves. Leaf-stalks a foot long, leaves oval-shaped, nine inches long and three inches broad; red underneath, green on the upper side, with two bright carmine linear lines between each vein across the leaf, changing when old to white. A strong plant will have a dozen or more of these beautiful leaves. It is one of the finest beautiful-foliaged plants ever introduced into this country, and not taking up much room, ought to be in every collection.

Culture. Soil, a compost of fibrous loam, sandy peat, and vegetable mould in equal parts, and a liberal addition of silver-sand, and a few bits of charcoal. The pots should be well drained, and in size proportioned to that of the plant. It must never be over-potted, or it will not have the leaves so correctly marked. The month of March is the best season for re-potting. The plants should be kept rather in the shade, for the sun takes out the colouring of the red stripes. Heat, summer  $75^{\circ}$  to  $80^{\circ}$ ; winter  $65^{\circ}$  to  $70^{\circ}$ . In the summer water moderately, and in winter still less, for the roots will decay with too much water.

Propagation. When it is desired to increase the plant to the utmost it should be shaken out of the soil, and divided into as many parts as the plant will make, but each part should have roots to it. If, however, it is desirable to keep one plant strong, then take off only one sucker with roots. Put these divisions into small pots, and place them under a hand-light in bottom heat in the stove, shading for a fortnight, then give a little air and less shade, till the plants will bear full exposure; after which place them in a shady part of the stove, and re-pot as they need it. It is not difficult of propagation by this method.

For plants my thanks are due to Messrs. Rollisson, of Tooting, and Messrs. Jackson, of Kingston.







ANANASSA SATIVA VARIEGATA.



# ANANAS SATIVA VARIEGATA

PLATE 123.


The tropical Ananas sativa  
 Is found in every garden  
 Their leaves are long and thin  
 In garden, field, and field  
 They grow in every garden  
 Where the children play  
 They are the stars of the garden  
 When the sun is high  
 They sport with every playful wind  
 That blows the morning breeze  
 And laugh on every fragrant breeze  
 All full of smiling faces  
 From the green leaves of life and death  
 Fresh and full of life and death  
 They look so much like stars  
 The purest of the pure

—John G. L.

This above plant is a variegated variety of the Pine-apple.  
 The name is derived from Anan, the local name, given to the  
 South American Pine-apple. Linnæus, *Pine-apple*, L. — *Anan*, L. — *Anan*, L.  
 Natural Order Bromeliaceae. (Pine-apples)  
 The plant that yields this most delicious of fruits is the only







## ANANASSA SATIVA VARIEGATA.

PLATE XXI.

"THE welcome flowers are blossoming,  
 In joyous troops reveal'd;  
 They lift their dewy buds and bells  
 In garden, mead, and field.  
 They lurk in every sunless path  
 Where forest children tread;  
 They dot like stars the sacred turf  
 Which lies above the dead.  
 They sport with every playful wind  
 That stirs the blooming trees,  
 And laugh on every fragrant bush,  
 All full of toiling bees.  
 From the green marge of lake and stream,  
 Fresh vale and mountain sod,  
 They look in gentle glory forth—  
 The pure sweet flowers of God."

*Gilborne Lyons.*

THE above plant is a variegated variety of the Pine-apple.

The name is derived from *Nanas*, the local Guiana name for the South American Pine-apple. Linnæus, 6.—*Hexandria*, 1.—*Monogynia*, Natural Order *Bromeliaceæ*, (Bromelworts.)

The plants that yield this most delicious of fruits were first culti-



vated, so as to bear fruit, in England, in 1715, at Richmond, the country seat of Sir Matthew Dickson. The Pine-apple was, however, introduced into this country as early as 1690. There are now as many as thirty distinct kinds, yet not above half a score of them are worthy of cultivation. Of these may be mentioned the Queen, an early sort, a free grower, and an excellent fruiter; the Ripley Queen, considered by some preferable to the last; Black Jamaica, the best winter pine; White Providence, the largest and noblest of the tribe, but inferior in quality; the Black Antigua, a splendid pyramidal fruit; St. Vincent or Green Olive, a good winter fruit; Brown Sugar-loaf, a large juicy sort; Lemon Queen, Trinidad, Enville, etc.; the latter second-rate fruit.

When this beautiful variety was first introduced is unknown.

A stove herbaceous plant, with leaves from two to three feet long, having beautiful golden yellow and white stripes, the edge of each leaf being thickly covered with recurved spines.

Culture. Like the Pine-apple, this variety requires rather a strong compost, consisting of fibry loam two parts, well-decomposed dung half a part, and decayed leaves one part. Add to this a small quantity of peat, which will preserve the variegation and render the colours more vivid. Drain well and lay a thin layer of charcoal on the top of the drainage. Pot in March, and again in August, and a fine plant will be obtained quickly. Plunge the pot in a moderate-heated tan-bed, or a bed of leaves in the stove, and renew the heat as it fails by adding fresh tan or leaves. The plant, however, will grow and thrive in a high temperature without being plunged.

Propagation. Like the Common Pine-apple, this variety is increased from suckers which spring from the axils of the lower leaves. When these have attained a good size they should be separated from the parent, and allowed to dry up the wound at the base for twenty-four hours before planting. Then insert them in the tan or leaf-bed until fresh roots are formed; after which pot, and plunge in bottom-heat; give no water for a week or ten days, and then very little, (only just enough to keep the soil moist.) As soon as roots are emitted the quantity of water may be increased.

This variety bears a fruit of very inferior flavour, which generally produces a crown. When the fruit is ripe this crown may be twisted out of the fruit and treated as a sucker, and will mostly make a handsome plant.

Heat required 70° to 80° in summer, 60° to 65° in winter. In the latter season much less water is requisite.

The illustration is from Mr. Howard's plant.







CALADIUM ARGYRIFOL.



Bring flowers, bring flowers, for the bride to wear!  
They were like, to black as her shining hair;  
She is leaving the home of her childhood's birth,  
Her path now opened to her father's hearth;  
Her path is by another's side—  
Bring flowers for the home of the fair young bride!

Bring flowers to the altar where we kneel at prayer,  
They are nature's offering, their place is there;  
They speak of hope to the Gentian heart,  
With a voice of promise they come and part;  
They sleep in the dust in weary hours,  
Then break forth in glory—bring flowers, bring flowers!

Mrs. Brown.

For a description of this genus refer to *Calceolus bicolor*, page 7.  
Native country the banks of the Amazon River, in South America.  
Introduced in 1857, by M. J. Harris, a Nurseryman near Paris.

Description. A shrubby, herbaceous plant, more herbaceous perennial,  
with arrow-head-shaped leaves, of small size. Ground light green,  
with white veins, and margins of the same; the rest of the leaf  
irregularly spotted with white. This is a gem of its kind, very beautiful,  
and well worthy of general cultivation.







## CALADIUM ARGYRITES.

PLATE XXII.

BRING flowers, fresh flowers, for the bride to wear!  
 They were born to blush in her shining hair;  
 She is leaving the home of her childhood's mirth,  
 She hath bid farewell to her father's hearth;  
 Her place is by another's side—  
 Bring flowers for the locks of the fair young bride!

Bring flowers to the shrine where we kneel at prayer,  
 They are nature's offering, their place is *there*;  
 They speak of hope to the fainting heart,  
 With a voice of promise they come and part;  
 They sleep in the dust in wintry hours,  
 Then break forth in glory—bring flowers, bright flowers!

*Mrs. Hemans.*

For a description of this genus refer to *Caladium bicolor*, page 7.  
 Native country the banks of the Amazon River, in South America.  
 Introduced in 1857, by M. Chantin, a Nurseryman near Paris.

Description. A lovely, tuberous-rooted, stove herbaceous perennial, with arrow-head-shaped leaves, of small size. Ground light green, with white centre, and margins of the same; the rest of the leaf irregularly spotted with white. This is a gem of its kind, very beautiful, and well worthy of general cultivation.



Soil. Sandy peat and decayed leaves in equal parts, with a liberal addition of silver-sand.

Culture during the growing-season. This season commences about the end of March; at this time observe the tubers, and as soon as the first symptoms of growth are visible, take the pots to the potting-bench, turn out the ball, and carefully remove the soil from the tubers, clean away all decayed roots and old stems, and observe that the tubers are quite sound. If any mouldy or decaying spots appear, remove them by scraping the parts, after which apply a little powdered chalk to the wounds. Prepare a pot of a proportionate size to the tubers, drain it particularly well, and cover the drainage with a layer of turfy peat, and fill the pot to within an inch with the above compost; place the tuber upon it, and pack more compost round it, allowing the top to be just covered; give a gentle watering to settle the mould, and place in a heat of from 60° to 65°. As soon as the young leaves appear, give a little more tepid water, but be careful not to give too much; the quantity may be increased as the plant advances in growth, but it should never be saturated. If a bell-glass is placed over the plant it adds considerably to its beauty, and assists the expansion of the leaves. The whole plant, as yet, has never exceeded nine inches in length.

Culture during the next period. In autumn, when the leaves begin to decay, gradually reduce the quantity of water, and when the plant is completely at rest place the pot in a warm place, and keep the soil just moist. Through the winter the tubers should be frequently examined, and, if shrinking too much, give a very little water, to keep them plump and fresh till the buds begin to swell in spring; then repot as directed above.

Propagation. The tubers, when large enough, send out smaller tubers at their sides; take one or more of these off, and after drying a little, in order to heal the wound, these tubers may be placed in a small pot, and treated afterwards the same as the parent plant.

For plants my thanks are due to Messrs. Rollisson, of Tooting, and Jackson, of Kingston.







MARANTA FASCIATA.



## MAHANTA PANCHAYA

PLANT NAME

I stand in the dawn, as the dew is fresh  
The birds are singing sweetly, and the sun is in the east  
When the clouds are white and the shadows are long  
And the flowers are in the fields, and the leaves are green  
When the sun is high and the shadows are short  
And the birds are singing sweetly, and the sun is in the east  
At midday I love to watch the leaves  
And the sun is high and the shadows are short  
When the birds are singing sweetly, and the sun is in the east  
And the flowers are in the fields, and the leaves are green  
I love too at evening to look at the stars  
When the sun has set and the moon is in the sky  
When the stars are shining, and the moon is in the sky  
And the birds are singing sweetly, and the sun is in the east  
There is a harvest of knowledge in all that I see  
For a stone or a leaf is a treasure to me.

J. G. Paine

For a description of this genus refer to *Murphy's Catalogue*, page 41.  
Native country Brazil. Introduced to London in 1857. A real  
world wonder, to whom we are much indebted for many of our  
beautiful ornamental-leaved plants.

**Description.** A half-shrubby fern plant, with leaves nearly heart-  
shaped, eight inches long by six inches wide at the broadest part.







## MARANTA FASCIATA.

PLATE XXIII.

I LOVE to go forth ere the dawn to inhale  
 The health-breathing freshness that floats in the gale;  
 When the thorn and the woodbine are bursting with buds,  
 And the throstle is heard in the depths of the woods;  
 When the verdure grows bright where the rivulets run,  
 And the primrose and daisy look up at the sun.  
 At meridian I love to revisit the bowers,  
 'Mid the murmur of bees and the breathing of flowers,  
 When the boughs of the orchard with fruitage incline,  
 And the clusters are ripe on the stem of the vine.  
 I love too at evening to rest in the dell,  
 Where the tall fern is drooping above the green well;  
 When the vesper-star burns, when the zephyr-wind blows,  
 And the lay of the nightingale ruffles the rose.  
 There is a harvest of knowledge in all that I see,  
 For a stone or a leaf is a treasure to me.

*J. C. Prince.*

For a description of this genus refer to *Maranta regalis*, page 41.

Native country Brazil. Introduced in 1857, by M. Linden, a continental nurseryman, to whom we are much indebted for many of our beautiful ornamental-foliaged plants.

Description. A half-shrubby stove plant, with leaves nearly heart-shaped, eight inches long by six inches wide at the broadest part.



Upper side green, with broad bands of white, reaching nearly across, from the midrib to the margin. Underneath green, slightly shaded with purplish crimson. A very distinct, new, and beautiful species. Flowers *non vidi*.

Culture. Requires a warm stove constantly. Heat 75° to 80° in summer, 70° to 75° in winter. Soil fibry loam, sandy peat, and well decomposed vegetable mould in equal parts, adding silver-sand liberally, and a few small pieces of charcoal. Let the pots be well drained. Pot in March, and water freely during the summer months, but moderately in winter.

Propagation. Young shoots that rise from the sides, taken off in spring, and planted in sand in well drained pots, placed under a bell-glass or a handlight, will root. The glass must be frequently wiped, or the cuttings will damp off; shade from bright sun, or the cuttings will flag and perish. As soon as roots are emitted the plants must be potted into small pots in a very sandy compost, and replaced under the handlight, and kept close for a short time, till they begin to grow; then gradually inure them to bear the full sun and air, after which repot, and treat the same as with older plants. It is a difficult plant to propagate, requiring constant attention to shading, and wiping the wet off the glass.

For plants my thanks are due to Messrs. Veitch, of Chelsea, and Messrs. Rollisson, of Tooting.







ANECTOCHILUS SETACEUS (AUREUS.)

# ANECTOCHEILUS SETACEUS (AUREUS.)

PHYLLOPODUS ANECTOCHEILUS

Plate XXX

I saw a hawk when the wild geese flew,  
When wings and the ending wings were  
The wind was in the leaves of the trees,  
The wind was in the leaves of the trees,  
The wind was in the leaves of the trees,  
The wind was in the leaves of the trees,  
The wind was in the leaves of the trees,  
The wind was in the leaves of the trees,

Edmund Spenser, *The Faerie Queene*

The first description of this genus was given by

Edmund Spenser, *The Faerie Queene*, published in 1590.

Description. A small, slender, plant, the leaves of which are  
in great abundance, and the flowers are small and white. The  
leaves are small and white, and the flowers are small and white.  
The leaves are small and white, and the flowers are small and white.  
The leaves are small and white, and the flowers are small and white.  
The leaves are small and white, and the flowers are small and white.  
The leaves are small and white, and the flowers are small and white.  
The leaves are small and white, and the flowers are small and white.  
The leaves are small and white, and the flowers are small and white.

Culture. This plant is found in moist places, and is  
very common in the lowlands. It is found in the lowlands,  
and is very common in the lowlands. It is found in the lowlands,  
and is very common in the lowlands. It is found in the lowlands,  
and is very common in the lowlands. It is found in the lowlands,  
and is very common in the lowlands. It is found in the lowlands,  
and is very common in the lowlands.





# ANÆCTOCHILUS SETACEUS (AUREUS.)

BRISTLY ANÆCTOCHILUS.

PLATE XXIV.

I KNOW a bank whereon the wild thyme blows,  
Where oxlips and the nodding violet grows,  
Quite over-canopied with luscious woodbine,  
With sweet musk-roses, and with eglantine:  
There sleeps Titania, some time of the night,  
Lulled in these flowers with dances and delight.

*Midsummer Night's Dream.*

For a description of this genus see page 13.

Native country Ceylon. Introduced to Kew Gardens in 1836.

Description. A stove orchidaceous plant, the leaves of which are its great recommendation to the cultivator. The flowers, though exceedingly curious in their structure, are not showy but the leaves are really most lovely. The ground colour is a dark velvety green tinge with a metallic lustre. The whole surface intersected, as it were, with a network of golden reddish lines. Examined with a microscope when the sun is shining full upon the leaf, the veins appear rich beyond description. Then also the form of the leaf, and the dwarf neat habit of the plant, render it one of the most beautiful objects in nature.

Culture. This plant is found in shady places growing on decomposed leaves and the debris of rocks, hence in culture a similar soil should be used. Cultivators have discovered that the plant thrives well in sphagnum moss, mixed with broken pots and silver-sand, covered with a bell-glass, and shaded from mid-day sun in summer. Others grow them in lumpy sandy peat, and placed under a kind of frame in the stove, covered with large loose squares of greenish glass. The advantage of this mode is, that when the moisture is condensed on the inner side of the glass, the squares can be carefully lifted off



and turned. All, however, that seems to be necessary, is to place in a shady close atmosphere, and to pot in a light open soil, that will allow the thick fleshy roots to run freely amongst it. Water must be very sparingly given, because too much rots off these fleshy woolly roots directly.

Propagation. The plant sends forth suckers from the base of the stem. When these have put out a root or two divide them carefully from the parent; pot them in the compost, in small pots, draining well, and place under bell-glasses until fairly established; then re-pot, and treat them similarly to the old plants.

They require a high temperature—75° to 80° in summer, and 60° to 65° in winter. Give more water in summer, and very moderately in winter.

The plant for illustration was furnished by Mr. Howard, of Roselands, Enfield.







HYDRANGEA JAPONICA VARIEGATA.



# HYDRANGEA JAPONICA VARIETATA.

PLATE XIV

I cannot hardly as I stand  
 That flower on high over vale and hills  
 When all the way I have pursued  
 A host of golden daisies  
 Beside a lake, beneath the trees,  
 Fluttering and dancing in the breeze  
 The white heads shrouded, but they  
 Obey the sparkling waves in glee  
 A poet could not but be gay,  
 In such a braced atmosphere,  
 I gazed and gazed, but little thought  
 Of wealth or how to get my wealth  
 For all that I have seen I think  
 Is richer than six hundred thousand  
 And that they grow that guard the eye  
 Which is the love of a lifetime  
 And here my heart with pleasure lay  
 And here my heart with pleasure lay

*Hydrangea* is a genus of dwarf deciduous shrubs, with small, in  
 bloom are very showy. The name is derived from the Greek, *hydra*, water







## HYDRANGEA JAPONICA VARIEGATA.

PLATE XXV.

I WANDER'D lonely as a cloud  
That floats on high o'er vales and hills,  
When all at once I saw a crowd,  
A host of golden daffodils,  
Beside a lake, beneath the trees,  
Fluttering and dancing in the breeze.  
The waves beside them danced, but they  
Out-did the sparkling waves in glee:  
A poet could not but be gay  
In such a jocund company;  
I gazed, and gazed, but little thought  
What wealth the show to me had brought.  
For oft, when on the couch I lie,  
In vacant or in pensive mood,  
They flash upon that inward eye  
Which is the bliss of solitude;  
And then my heart with pleasure fills,  
And dances with the daffodils.

Wordsworth.

*Hydrangea* is a genus of dwarf deciduous shrubs, which, when in bloom are very showy. The name is derived from the Greek, *hydor*



—water, and *aggeion*—a vessel, because the capsule of a portion of the species somewhat resembles a cup. The various species are natives of Virginia, Carolina, Florida, China, and Nepal. Linnæus, 10.—*Decandria*, 2.—*Digynia*. Natural order *Hydrangyaceæ*, (Hydrangeads.)

The present species from Japan, was introduced in 1843, and the variegated variety was raised by M. Van Houtte, Nurseryman, Ghent, and sent to this country by him in 1851.

Description. Leaves ovate, oblong, serrated at the margin and beautifully blotched and margined with white. Plant, a deciduous shrub with woody stems and rather straggling habit; decidedly an acquisition to the class of beautiful foliaged plants. The flowers are also very handsome, and of a blue and white colour.

Culture. Requires the protection of the greenhouse, and a sandy loam. The species thrives better with dung and leaf-mould added, but the variety with coloured leaves must have a poor soil, or the variegation will disappear in a great measure. Summer temperature 55° to 60°, winter temperature 45° to 50°.

Propagation. Cuttings of the young wood, taken off in May, planted in sand, and placed in a gentle heat closely shaded from the sun, will root in a month, or even less, if a good heat is kept up in the frame or propagating house. As soon as the cuttings are rooted pot them off singly into three-inch pots, and re-place them in heat and shade till fresh growth is attained; then give them more air and light, and in six weeks after re-pot without disturbing the bulbs. They will then bear full exposure in the greenhouse, though they will grow faster and be more variegated if kept in a moderately-heated stove during the summer. Large plants may be quickly obtained by frequent re-pottings into larger pots. Let the shoots be topped when the plants are small, in order to have dense bushy specimens, covered with their finely-variegated foliage.







MARANTA PORTEANA.




They have been brought to the world's feet  
By the hand of God - all have been brought  
To the world's feet by the hand of God -  
To the world's feet by the hand of God -  
To the world's feet by the hand of God -  
To the world's feet by the hand of God -  
To the world's feet by the hand of God -  
To the world's feet by the hand of God -  
To the world's feet by the hand of God -  
To the world's feet by the hand of God -  
To the world's feet by the hand of God -  
To the world's feet by the hand of God -  
To the world's feet by the hand of God -

Good

This handsome species was introduced in 1853, by M. Linden,  
Paris, France.  
Native country Brazil.  
Description: A handsome tree, 10-15 feet high,  
with a trunk 6-8 inches in diameter. The leaves are green,  
and the flowers are white. The fruit is a small, round,  
red berry, which is eaten by the people of the country.







## MARANTA PORTEANA.

PLATE XXVI.

Dost love sweet hyacinth? Its scented leaf  
 Curls manifold,—all love's delights blow double:  
 'Tis said this flow'ret is inscribed with grief—  
 But let that hint of a forgotten trouble.  
 I pluck'd the primrose at night's dewy noon;  
 Like hope, it show'd its blossoms in the night;  
 'Twas, like Endymion, watching for the Moon!  
 And here are Sun-flowers, amorous of light!  
 These golden buttercups are April's seal,—  
 These daisy stars her constellations be;  
 These grow so lowly, I was forced to kneel,  
 Therefore I pluck no daisies but for thee;  
 Here's daisies for the morn, primrose for gloom,  
 Pansies and roses for the noontide hours—  
 A wight once made a dial of their bloom,—  
 So may thy life be measured out by flowers!

*Hood.*

THIS handsome species was introduced in 1858, by M. Linden, Nurseryman, Brussels.

Native country Brazil.

Description. A handsome stove perennial, of a neat compact habit, and very beautiful foliage. The leaves are smooth, shining, oblong in shape, and sharp-pointed; colour a green ground, striped with white on the upper surface, and a self purple on the under side. Quite



distinct from *Maranta fasciata*, and equally beautiful and worthy of cultivation.

Culture. Like all the rest of the genus, this species requires a stove temperature of 70° to 80° in summer, and of 60° to 65° in winter.

Soil. A compost of sandy loam, fibry peat, and leaf-mould in equal parts, with a free admixture of silver-sand, to keep it free and open, with a sprinkling of charcoal or small crocks. Pot in March, and drain well, using two sizes larger every shift.

If a tan-bed is convenient and of a moderate temperature, or lacking this, bottom-heat from hot water, the plants will thrive better if they are plunged half-way up the pot in this warmth immediately after potting.

Propagation. When the plants have attained a good size they send up side suckers; as soon as these suckers have made roots pass a knife blade between the main plant and each sucker, and then carefully upheave them. Pot immediately in a proportionate-sized pot, and in the above compost; plunge in bottom-heat, placing a handlight or bell-glass over, and shade from the bright sunshine. These suckers will soon push forth fresh leaves and roots, after which they must be gradually inured to bear full exposure to the light and air. Then re-pot, and treat as the parent plant.


The plant illustrated was furnished by Messrs. Rollisson, of Tooting.







APHELANDRA LEOPOLDI.



# APHELANDRA LEOPOLDI.

PRINCE LEOPOLD'S APHELANDRA.

PLATE XXVII.

Bless'd be our earth to deliver  
 He makes the growth of every field,  
 He makes the seed to grow, of various grain,  
 That either feed us, or please yield  
 With cluster'd grapes He crowns the vine  
 To cheer our hearts oppress'd with care,  
 There all that nature has, face to shine,  
 And even that woe's strength repairs.  
 The trees of God, without the care  
 Of art of man, with us are fed:  
 The mountain sides look as for  
 As those in royal gardens bred.  
 How various, Lord, Thy works are found,  
 For which Thy wisdom we adore,  
 The earth is with Thy goodness crown'd,  
 Till nature's hand no grasp is seen.

Psalm 104.







## APHELANDRA LEOPOLDI.

PRINCE LEOPOLD'S APHELANDRA.

PLATE XXVII.

GRASS for our cattle to devour  
 He makes the growth of every field;  
 Herbs for man's use, of various pow'r,  
 That either food or physic yield.  
 With cluster'd grapes He crowns the vine  
 To cheer man's heart oppress'd with cares;  
 Gives oil that makes his face to shine,  
 And corn that wasted strength repairs.  
 The trees of God, without the care  
 Or art of man, with sap are fed;  
 The mountain cedars look as fair  
 As those in royal gardens bred.  
 How various, Lord, Thy works are found,  
 For which Thy wisdom we adore!  
 The earth is with Thy treasure crown'd,  
 Till nature's hand can grasp no more.

Psalm civ.



THE *Aphelandras* are stove evergreen shrubs, allied to *Justicia*, and having handsome flowers. Linnaeus, 14.—*Didynamia*, 2.—*Angiospermia*. Natural order *Acanthaceæ*, (Acanthads.)

Native country of *Aphelandra Leopoldi* South America. Introduced, in 1854, to the Ghent Nurseries.

Description. A stove shrub, of great beauty both in foliage and florescence; the leaves are opposite and broadly lanceolate, six inches long, and two and a half broad in the centre, deep green, with distinct pure white veins running from the midrib to the margin. Flowers terminal, in compact spikes, and of a yellow colour. Habit inclined to run up with a single stem.


Culture. It requires a compost of rough peat and fibry loam in equal parts, with a small admixture of leaf-mould and plenty of silver-sand to keep the compost free and open. Pot in March, and drain well, with broken pots and pieces of charcoal on the top of the drainage. In summer water freely, but in winter moderately. Pinch off the leading shoot in spring, to cause side-shoots to push forth, and stop these again during the summer, to make more shoots, so as to form a compact dense bush.

Summer temperature 70° to 80°, winter 55° to 60°.

A moist atmosphere during the growing season is necessary, to encourage the full development of the fine foliage and bright colours.

Propagation. Short side-shoots make the best cuttings, and early spring is the best season for this work. Plant the cuttings with the leaves entire in clean sand. Cover them with a bell-glass, and set the pot of cuttings on a heated surface, or what is better, plunge it in a warm tan-bed. Shade from sunshine, and keep the sand just moist, and wipe the bell-glass every day for the first fortnight. By this time the roots will begin to push forth, when a little air must be given every evening till growth appears. Then pot off the rooted cuttings, and place in a very shady part of the stove. Afterwards gradually inure them to bear full exposure, re-pot, and treat them the same as the old plants,

For a plant my thanks are due to Messrs. Rollisson, of Tooting.






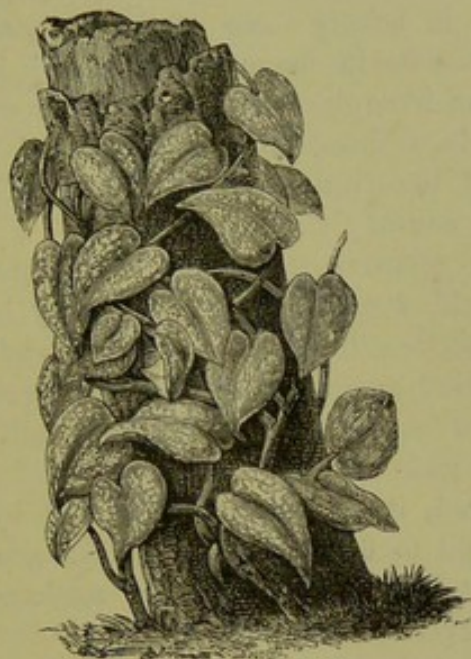


POTHOS ARGYRÆA.









## POTHOS ARGYRÆA.

PLATE XXVIII.

BRIGHT and glorious is that revelation,  
 Written all over this great world of ours,  
 Making evident our own creation  
 In these stars of earth,—these golden flowers.  
 Gorgeous flowerets in the sunlight shining,  
 Blossoms flaunting in the eye of day,  
 Tremulous leaves, with soft and silvery lining.  
 Buds that open only to decay;  
 Everywhere about us they are glowing,—  
 Some like stars to tell us spring is born;  
 Others, their blue eyes with tears o'erflowing,  
 Stand like Ruth amid the golden corn.  
 In all places, then, and in all seasons,  
 Flowers expand their light and sunlike wings,  
 Teaching us, by most persuasive reasons,  
 How akin they are to human things.

*Longfellow.*

*Pothos*, natural order, *Orontiads*, (*Orontiaceæ*.) Linnæus, 4.—*Tetandria*,  
 1.—*Magynia*. Allied to *Anthurium*.

Native country Borneo.

Introduced in 1857, by Mr. Thomas Lobb, to Messrs. Veitch and Son,  
 Royal Exotic Nursery, Chelsea.



**Description.** It is quite a gem, of remarkably neat and compact habit, and almost rivalling in beauty some of the *Anæctochilus* family. The leaves are obliquely-ovate in shape, are of a rich green, blotched with silvery white, with an irregular band of the latter colour, running along the centre rib. It is a beautiful plant, and will be a great favourite in all collections of beautiful foliaged plants. This species has not yet flowered in this country that we know of.

**Culture.** Summer temperature 75° to 80°, winter 65° to 70°. Soil, sandy fibry peat—half, decayed leaves and fibry loam in equal parts; the whole mixed with small pieces of charcoal and silver-sand.

Pot in March, taking care that the pots are clean and well drained; re-pot again as soon as the roots show through the crocks at the bottom of the pot, and the pot begins to get full of roots. If a large plant is required, it may soon be obtained by frequently potting as the roots are found to fill the pot. Whilst growing give a liberal supply of water, but in winter water very moderately, and do not at any time wet the leaves.

This beautiful species may also be grown as a basket plant: the shoots should be pegged down and made to droop downwards. When grown in pots or in baskets this plant should be securely shaded from the bright sunshine, inasmuch as the glowing light causes the silvery blotches to become of a pale green colour.

We can confidently recommend this singular and beautiful gem as well worthy of general cultivation.

**Propagation.** Young tops taken off and placed in a cutting pot, watering after they are put in to settle the sand about them, and placed in heat under a handlight or bell-glass, they strike very easily. As soon as roots are emitted pot them off at once in the above compost, replacing them in their former quarters, and shade for a few days from the sun: then gradually inure them to bear full exposure to the sun.

For the present specimen my thanks are due to Mr. Veitch, Jun., of the Exotic Nursery, Chelsea.







DRACÆNA FERREA.







## DRACÆNA FERREA.

PLATE XXIX.

"Ah! if so much of beauty  
Pours itself into each vein  
Of life and of creation,  
How beautiful must the  
Great fountain be—  
The bright, the Eternal."

For a description of the genus see page 6.

Native country China. Introduced in 1771.

Description. Another tall stove shrub, growing erect, with few side branches. Flowers white, not showy. Leaves a foot long, and four inches wide, of a long oval shape, and entire at the margin. Colour a uniform dark reddish purple, both sides coloured alike. The very distinct colouring of the leaves renders this plant a very striking object in a collection.

Culture. Requires the heat of a warm stove. Summer temperature 70° to 80°, winter 65° to 70°. Soil, strong fibrous loam, mixed with small pieces of charcoal and a sprinkling of silver-sand. The pots should be well drained. Re-pot every spring, taking off as much of the old soil as possible, without injuring the roots, and place the plants in the full light of the sun as much as possible, in order to bring out the full colour.


Propagation. Take a tall plant with a naked stem, cut it down to within four inches of the soil, then cut the stem into pieces two inches long, and plant these pieces in sandy soil, covering them half an inch above the top. Plunge the pot in a strong bottom-heat, giving but little water: each division will soon send up a shoot, and emit roots.

Pot them off, preserving the roots carefully, and place them under a handlight until they begin to grow again; then harden off gradually,



and re-pot as they require it. The top, with a few of the lower leaves taken off, may be put in sand under a bell-glass, plunged in heat, and will the soonest make a good-sized plant.

For a plant my thanks are due to Messrs. Rollisson, of Tooting.







ANÆCTOCHILUS STRIATUS.


## ANACARDIUM STRIATUM.

*Anacardium striatum*.

The present plant is another of those little gems of the *Anacardiaceae* family. Native countries Ceylon and Borneo. Introduced by Mr. Rao, to Kew, in 1840. Description. The leaves of this genus are acknowledged to be the most beautiful of all those known, and the present species is fully as handsome as any of the interesting family, and moreover it is the most fragrant. The leaves are shining green, dark beneath green in colour, slightly serrated and having broad distinct margins of ochraceous yellow extending along the edges of each leaf. The plant is rather small, and has a tendency to grow up with a short stem.

Culture. Like all the genus, the species must be grown under a bell glass or in a glass house. The soil should be a mixture of loam, peat and sand, with a little charcoal and sand. It is a very delicate plant, and requires a great deal of care. It is a very beautiful plant, and is well worth the trouble of growing it. It is a very delicate plant, and requires a great deal of care. It is a very beautiful plant, and is well worth the trouble of growing it.





## ANÆCTOCHILUS STRIATUS.

STRIPED ANÆCTOCHILUS.

PLATE XXX.

"Oh there are curious things of which men know  
 As yet but little! secrets lying hid  
 Within all natural objects. Be they shells,  
 Which ocean flingeth forth from off her billows  
 On the low sand, or flowers, or trees, or grasses,  
 Covering the earth; rich metals or bright ores,  
 Beneath the surface. He who findeth out  
 Those secret things hath a fair right to gladness;  
 For he hath well performed, and doth awake  
 Another note of praise on nature's harp  
 To hymn her great Creator."

THE present plant is another of those little gems of the *Anæctochilus* family.

Native countries Ceylon and Borneo.

Introduced by Mr. Rae, to Kew, in 1840.

Description. The leaves of this genus are acknowledged to be the most beautiful of foliage known, and the present species is fully as handsome as any of this interesting family, and moreover it is the most distinct. The leaves are oblong-linear, dark bronzy green in colour, slightly veined, and having broad distinct stripes of ochreous yellow extending along the centre of each leaf. The plant is rather small, and has a tendency to grow up with a short stem.


Culture. Like all the genus, the species must be grown under a bell-glass or in a close frame. The soil should be a mixture of fibrous peat and sphagnum moss, chopped small and freely mixed with silver-sand, having a few small pieces of charcoal added. It is essential that the pots should be remarkably well drained, because stagnant water is certain death to the plant. A remarkable fact has just come under our notice, a fact bearing upon the amount of cold these plants will



bear without injury. A friend had a plant of *Anæctochilus xanthophyllus* given to him last September, (1859:) he had no stove to put it into, nor even a bell-glass to cover it with. The plant was potted in the above compost, in a well-drained pot, into which four or five sticks were thrust close to the sides, and tied at the top, forming, as it were, the ribs of a tent, over which a piece of newspaper was tied, and the plant placed in a greenhouse in the warmest part. In this situation it remained until January, and although the temperature in the severe frosts of November and December frequently fell as low as 35° in the greenhouse, yet this supposed eminently tender plant did not suffer in the least degree, and has not as yet lost any of its leaves. This accidental experiment proves that many plants will exist in a much lower temperature than that of their native country.

Propagation. By taking off a rooted sucker, which the plant sends up occasionally, or pegging down the plant, and when it throws out roots, cutting them off at the joint below. Pot in the above compost, and place them on a gentle bottom-heat in a close frame, or under a bell-glass, till fresh roots are emitted, giving no water or air for the first few weeks. Pay particular attention to wiping the glasses whenever any moisture is condensed on the inside. After a new growth has taken place, remove the plants, and place them amongst the others of its tribe, re-potting occasionally in April.

The illustration is from a plant kindly forwarded by Mr. Joseph Sidley, gardener to Samuel Ashton, Esq., Godley Hyde, near Manchester.







POINSETTIA PULCHERRIMA.







## POINSETTIA PULCHERRIMA.

MOST BEAUTIFUL POINSETTIA.

PLATE XXXI.

STARS come forth when night her shroud  
 Draws as daylight fainteth;  
 Only on the tearful cloud  
 God His glory painteth.  
 Sweetest gleam the morning flowers  
 When in tears they waken;  
 Earth enjoys refreshing showers  
 When the boughs are shaken.  
 Flowers, by heedless footsteps press'd,  
 All their sweets surrender;  
 Gold must brook the fiery test,  
 Ere it shows its splendour.

THE *Poinsettia pulcherrima* of Graham is a solitary species of this genus, named in honour of M. Poinsette, the discoverer.

Linnaeus, 21.—*Monœcia*, 1.—*Monandria*. Natural order *Spurgeworts*, (*Euphorbiaceæ*.) Allied to *Euphorbia*.

There is a white-bracted variety known as *P. pulcherrima*, variety *Albida*.

Native country Mexico.

Introduced by M. Poinsette in 1834, who discovered the plant in 1828.

Description. A half-shrubby, straggling, stove plant, with ovate leaves and large glowing scarlet bracts, spreading like a star sometimes as much as a foot in diameter, rendering this one of our most showy stove plants for winter decoration. It is extensively grown for Covent Garden Market, both for cut-flowers and in five-inch pots for decoration. The white variety is also handsome, especially by candle-light.

Culture. Summer temperature 60° to 70°, winter 50° to 55°. Soil, equal parts of sandy peat, leaf-mould and fibry loam. When the plant has ceased flowering, it should be cut down to within six



inches of the soil, and after that kept in rather a cool and dry situation for two months, then re-potted, furnishing a liberal shift, and placed in a warmer temperature, giving a small supply of water till the young shoots have made some progress. As the rich scarlet bracts are placed at the end of each shoot, the more branches there are produced the better display the plant will make; therefore if the shoots are few at first, stop them to cause more to spring up, but do not stop them after the plant has made considerable growth, for then the purpose will be defeated. As the plant advances in growth, spread out the shoots to give free exposure to the leaves. Tie the shoots to neat straight sticks, and increase the supply of water. Occasionally a watering with weak liquid manure will assist the growth materially. Use the syringe daily to keep down red spider, and give plenty of air in hot weather. The whole intent of this mode of culture is to throw enough strength into the shoots, and thus prevent them from being weak, for then the bracts will be small, and lose much of their showiness. The real flowers are inconspicuous, though very curious.

Propagation. Take, in spring, young shoots cut close to the old wood, and lay them by for a few days, to dry up the juice, then insert in sand, and place them in a gentle bottom heat, shading from sun-light. When rooted, pot off and shade for a short time, after which gradually inure them to bear full exposure to the light; re-pot as soon as the roots reach the side of the pot, and treat as established plants. Cuttings may be struck from the old wood when the plants are cut down after flowering: these should be in lengths of four inches, and laid on a warm shelf, to dry up the wounds before planting; these are more difficult to manage than young shoots a few inches long, grown in spring.

For the present beautiful plant I am indebted to Miss Fellows, Beeston Hill, Nottinghamshire.







MARANTA PARDINA.







## MARANTA PARDINA.

## PLATE XXXII.

DEAR friend, love well the flowers! Flowers are the sign  
 Of Earth's all gentle love, her grace, her youth,  
 Her endless, matchless, tender gratitude.  
 When the Sun shines on thee,—why art thou glad?  
 But when on Earth he smileth, *she* bursts forth  
 In beauty like a bride, and gives him back,  
 In sweet repayment for his warm bright love,  
 A world of flowers. You may see them born  
 On any day in April, moist or dry,  
 As bright as are the heavens that look on them;  
 Some are sown like stars upon the greensward; some  
 As yellow as the sunrise, others red  
 As day is when he sets; reflecting thus,  
 In pretty moods, the bounties of the sky.  
 Love *all* flowers, then. Be sure that wisdom lies  
 In every leaf and bloom; o'er hills and dales,  
 And thymy mountains; sylvan solitude,  
 Where sweet-voiced sing the long year through;  
 In every haunt beneath the eternal Sun,  
 Where Youth or Age sends forth its grateful prayer,  
 Or thoughtful Meditation deigns to stray.

NATIVE country New Grenada.

Introduced in 1855, by M. Linden, of Brussels.

The present beautiful species is not well known to the ordinary plant cultivators, being as yet only to be found in the more perfect collections.

Description. A handsome deciduous stove perennial, with ovate leaves, from ten to fifteen inches long, and four to six inches wide, of a pale green colour shaded with white, and dark blotches, almost black. The pretty yellow flowers, of a considerable size, rising well up above the foliage, are the most showy of any species of *Maranta*.

Culture. Summer heat 65° to 75°, winter 55° to 60°. The best soil is leaf-mould, fibrous sandy loam, and peat in equal parts, with a few pieces of charcoal to keep it open; mix all thoroughly, but do not



sift the compost. Pot in March; if the plant is in a healthy growing state, give plenty of pot-room, only take care to drain well; nothing is more injurious to these feeding-rooted plants than stagnant water. When the plants are fresh potted, it would help fresh growth amazingly if the pots were plunged in bottom heat, (a tan-bed, or bed of leaves.) Water moderately at first, but more freely as soon as the plants have made new roots, and are commencing to grow freely. If large plants are desired, then re-pot again in June. Let the air of the house be kept moist during the growing season by syringing the pipes, walls, and floor frequently, as the plant is subject to red spider. The plants should go to rest every winter; but if watered and kept in strong heat, they may be kept up all the winter, although they never make such fine plants as when rested a short period, and have not such a healthy foliage. They ought to rest from December to March.

Propagation. By suckers; these are produced freely, and when rooted should be detached from the parent plant by a sharp knife, passing through the connecting rhizoma, and lifting up the young rooted sucker. Pot in a proportionate-sized pot, and either plunge in heat, or place it on a heated surface; keep moist in either case, and covered with a hand-glass till fresh roots and new growth are emitted, then harden off gradually, repot, and treat them like the parent.

I am indebted to Messrs. Veitch, of the Exotic Nursery, Chelsea, for leaves of this plant.








GESNERA CINNABARINA.

XXXIII



## THE HISTORY OF THE

REIGN OF

CHARLES THE FIRST

BY

JOHN BURNET

OF THE UNIVERSITY OF OXFORD

IN TWO VOLUMES

VOLUME THE FIRST

LONDON

Printed by J. Streater, at the Sign of the Gun, in St. Dunstons Church-yard

1679

By Authority

W. B. S.







## GESNERA CINNABARINA.

PLATE XXXIII.

THEN comes the tulip race, where Beauty plays  
 Her idle freaks; from family diffus'd  
 To family, as flies the father-dust,  
 The varied colours run; and while they break  
 On the charm'd eye, th' exulting florist marks,  
 With secret pride, the wonders of his hand.  
 No gradual bloom is wanting; from the bud,  
 First-born of Spring, to Summer's musky tribes;  
 Nor hyacinths, of purest virgin white,  
 Low-bent, and blushing inward; nor jonquilles,  
 Of potent fragrance; nor narcissus fair,  
 As o'er the fabled fountain hanging still;  
 Nor broad carnations, nor gay-spotted pinks;  
 Nor, shower'd from every bush, the damask rose.  
 Infinite numbers, delicacies, smells,  
 With hues on hues expression cannot paint,  
 The breath of Nature, and her endless bloom.

*Thomson.*

GESNERA, named after the celebrated botanist, Conrad Gesner, of



Zurich. Natural order Gesnerworts, (*Gesneraceæ*.) Linnæus 14.—*Didynamia*, 2.—*Angiospermia*. Allied to *Gloxinia*.

A most beautiful tribe of plants, most of them having scarlet flowers. Sixty or seventy species and varieties have been introduced into this country.

Native country Mexico.

The present species was introduced by Messrs. E. G. Henderson, of the Wellington Nursery, London, from M. Linden, of Brussels.

Description. A deciduous stove plant, flowering from December to April. The leaves are oval-shaped, of a green colour, and have a velvety appearance, being thickly covered with short crimson hairs, which give them this rich velvety crimson hue. The stem rises to a foot high, and is clothed with the beautiful foliage, above which rises a spike of orange scarlet handsome flowers. *Gesnera cinnabarina* is a great acquisition to our winter-blooming ornamental plants, and should be in every collection.

Culture. The proper compost for this fine plant consists of fibry loam, sandy peat, and decayed vegetable mould in equal parts. The stems lie down after the plant has ceased blooming, and then it requires a period of rest, therefore water should be withheld, and the plant placed in a rather cool dry portion of the stove for two or three months. The plant has similar bulbs or scaly roots to the well-known *G. zebrina*.

Propagation. About the end of May remove the plants to the potting-bench, turn the bulbs carefully out of the pots and pick out the scaly tubers; put each in a pot four inches across and well drained, in the above compost; one strong plant will give five or six tubers. If it is desired to increase the stock largely, then divide each bulb into several parts, and put three or four of these divisions into the same sized pots; they will make good plants, but will not flower strongly the following season. The entire bulbs will require re-potting in July and again in September, and will then flower freely in the winter. Heat required in summer 75° to 80°, winter 65° to 70°.

For the specimen figured my thanks are due to Mr. E. G. Henderson, of the Wellington Nursery.







PUNKIA SIEBOLDIANA VARIEGATA.

# TUNKIA SIEBOLDIANA VARIEGATA.

FRANC. NERAY.

That beautiful flower, when grown to bed,  
 That colour of its petals, or pure or the show,  
 It is to your face reflected on me  
 All that is lovely, whatever is true.

These are the flowers that are marked with gold,  
 Whose petals are white or marked with white,  
 Whose leaves are green or marked with green,  
 Whose stems are red or marked with red.

The first variety of this plant is known  
 As the one which is marked with gold,  
 The second is the one which is marked with white,  
 And the third is the one which is marked with green.

This plant is very hardy and will grow in any soil,  
 It is very easy to cultivate and will grow in any place,  
 It is very beautiful and will grow in any garden,  
 It is very useful and will grow in any house.

L.

This is a variety of *Tunkia Sieboldiana* parental from Japan, requiring  
 little or no care. It is very hardy and will grow in any soil.  
 It is very beautiful and will grow in any garden. Allied to

most beautiful plants introduced from

Japan, with subcordate leaves,  
 and a very large, beautiful  
 flower, which is very hardy and will grow in any soil.

This plant is very hardy and will grow in any soil,  
 It is very beautiful and will grow in any garden,  
 It is very useful and will grow in any house.





## FUNKIA SIEBOLDIANA VARIEGATA.

PLATE XXXIV.

Oh! beautiful flowers, what gems ye be!  
 Your colours so bright, or pure as the snow;  
 It is in your faces reflected we see  
 All that is lovely, wherever ye grow.

Beautiful leaves that are striped with gold,  
 Spangled with silver, or mottled with white,  
 Welcome as flowers, for when ye unfold,  
 Ye shine forth in day, as stars shine at night.

The sun warms your buds till each bursts in bloom,  
 Various in tints—some modest, some bright,—  
 So graceful in form, or sweet your perfume;  
 But the leaves drink pearls from the dews of night.

Then welcome gay flowers, ye bright flowers of spring,  
 Born to delight and to gladden the eye;  
 But your leaves! thrice welcome, seeing they bring  
 Flowers, that without them would fade and die.

L.

FUNKIA, a genus of hardy herbaceous perennials from Japan, requiring to be grown in a warm, dry situation. Named by Sprengel after Henry Funk, a German Botanist. Natural order *Liliaceæ*. Allied to *Hemerocallis*.

*Funkia Sieboldiana variegata* is a handsome plant, introduced from the continent in 1834.

Description. A hardy herbaceous perennial, with sub-cordate leaves, about eight or ten inches long, and three or four wide, beautifully variegated, throwing up a flower-stem twelve inches long. The flowers are of a lilac colour, but not very showy.

Culture. Requires a dry situation, and a deep sandy loam. Its beautiful foliage is better developed if kept in a large pot in a cold pit through the winter, and as soon as the leaves begin to spring removed to a greenhouse, placed close to the glass, taking care not



to let them suffer for want of water. The variegation is under this treatment more vivid, and better defined.

Propagation. Readily increased by division of the plant into good-sized parts in autumn.

The illustration is from a specimen kindly furnished by Mr. Hancock, of Cheshunt, Hertfordshire.







ANÆCTOCHILUS RUBRO-VENIUS.

# ANETHICILUS RUBRO-VENTUS.

(*Anethicilus rubro-ventus*.)

PLATE XXIV.

The plant is a very low, prostrate, creeping plant,  
 with a single stem, which is very much branched,  
 and is covered with a dense covering of  
 small, round, green leaves, which are very  
 smooth, and have a very distinct reddish  
 line down the middle of each leaf.  
 The flowers are small, and are of a  
 pale yellow colour.

Native to the Mountains of the Himalayas.

Introduced in 1854, by Messrs. Jackson and Son, Nurserymen, Kingston.

Description. An anethicilus herbaceous stem plant. Leaves, when  
 fully grown, are about a half long, one inch and a half broad; oval-  
 shaped, and pointed, with a distinct reddish crimson vein down the  
 middle, and a few small, dark, curved towards the margin, and meeting  
 at the base of the stem. The ground colour is a rich dark velvety  
 green. Another beautiful addition to this charming genus of beautiful  
 plants, and one which is very distinct from any other species.

The plant is a compact, fleshy plant, with a single  
 stem, which is very much branched, and is covered with a  
 dense covering of small, round, green leaves, which are very  
 smooth, and have a very distinct reddish line down the middle of  
 each leaf. The flowers are small, and are of a pale yellow colour.  
 The plant is a very low, prostrate, creeping plant, with a single  
 stem, which is very much branched, and is covered with a dense  
 covering of small, round, green leaves, which are very smooth, and  
 have a very distinct reddish line down the middle of each leaf.





## ANÆCTOCHILUS RUBRO-VENIUS.

*(Goodyera rubro-venia.)*

PLATE XXXV.

So have I often seen a purple flower,  
 Fainting through heat, hang down her drooping head,  
 But soon refreshed with a welcome shower,  
 Begin again her lively beauties spread,  
 And with new pride her silken leaves display;  
 And while the sun doth now more gentle play,  
 Lay out her swelling bosom to the smiling day.

*Phineas Fletcher.*

NATIVE countries Borneo, and Ceylon.

Introduced in 1856, by Messrs. Jackson and Son, Nurserymen, Kingston.

Description. An evergreen herbaceous stove plant. Leaves, when full-grown, two inches and a half long, one inch and a half broad; oval-shaped and pointed, with a distinct reddish crimson vein down the centre, and one on each side, curving towards the margin, and meeting the centre one near the apex. The ground colour a rich dark velvety green. Another beautiful addition to this charming genus of beautiful foliated plants, exceedingly distinct from any other species.

Culture. Pot the plant in a compost of fibry peat and chopped sphagnum in equal parts, adding a small addition of silver-sand and small pieces of charcoal, well mingled with the peat and moss. Fill the pot nearly half full of broken pots, the large pieces at the bottom and smaller at the top. Pot in March, and give but little water at first, until the plant begins to grow, then give more, and as the summer advances cover the plant with a bell-glass, and in very hot weather tilt it on one side to give air. To make a good specimen lay the plant down, and when the stem has grown an inch, and made roots, then



cut the prostrate stem in two, leaving roots to the top part: the lower part will soon push forth a fresh top; and this process may be repeated till the plant, or rather plants, fill the entire surface of the pot.

Summer heat  $70^{\circ}$  to  $85^{\circ}$ , winter  $60^{\circ}$  to  $65^{\circ}$ .

Propagation. This plant, like all its congeners, is increased by dividing the plant into as many parts as there are shoots, with a root to each of them. It is more easy to increase than many others of this genus, though it is as yet extremely rare.







PANDANUS JAVANICUS VARIEGATUS.



## IRIDOPSIS JAVANICA VARIEGATA.

THE JAPANESE IRIS.

*With notes.*

A flower of heavenly blended hues,  
Whose colors I can never find  
In any other flower; when pleasant thoughts  
Come to my mind, they come to the mind  
Through the sweetest of all that grow below  
The sun and moon and stars and weather;  
And like my heart, they never flower  
Except in the heart of the poet.  
The feeling is the same, and that the  
The heart the better air,  
And I shall think, do all I can,  
That there was pleasure there.

*With notes.*

This is a nearly new looking genus, chiefly from the Yaw Islands,  
where it was first found by a Dutch trader, and is now  
known to the Dutch, I. Javanica. It is a very beautiful  
flower.







## PANDANUS JAVANICUS VARIEGATUS.

THE VARIEGATED JAPAN SCREWPINE.

PLATE XXXVI.

I HEARD a thousand blended notes,  
 While in a grove I sate reclined,  
 In that sweet mood when pleasant thoughts  
 Bring sad thoughts to the mind.  
 Through primrose tufts in that green bower  
 The periwinkle trailed its wreaths;  
 And 'tis my faith that every flower  
 Enjoys the air it breathes.  
 The budding twigs spread out their fan  
 To catch the breezy air;  
 And I must think, do all I can,  
 That there was pleasure there.

Wordsworth.

THIS is a stately fine-looking genus, chiefly from the East Indies, taking its name from a Malay word—*pandang*, signifying conspicuous. Linnæus, 22.—*Diæcia*, 1.—*Monandria*. Natural order Screw-pines, (*Pandanaceæ*.)



Stove evergreens, with white flowers. Amongst the most conspicuous may be mentioned—

*Pandanus candelabrum*, from Guinea, (the Candlestick Screw-pine,) which grows to the height of sixty feet.

*P. amaryllifolius*, (Amaryllis-leaved,) from the East Indies.

*P. fascicularis*, (fascicled,) from the East Indies.

*P. odoratissimus*, (sweetest scented,) from the East Indies.

*P. spiralis*, (spiral,) from New South Wales.

*P. utilis*, (useful,) Isle of Bourbon. All the last five species attain the height of twenty feet.

However we have only to treat of the beautiful leaved species, *Pandanus javanicus variegatus*.

Native countries Japan and the East Indies.


Introduced about 1842.

Description. A handsome striped-leaved plant, with something like the appearance of a coarse variegated pine-apple, the leaves averaging from two feet six inches to three feet in length, and one inch and a quarter broad, curved, and having the margin serrulated rather thickly with strong spines. The habit is good, for the plant forms a dense bush. The variegation is distinct, the bright colouring of the stripe being clear white, on a dark green ground.

Propagation. By suckers or side-shoots, which are thrown up freely towards the bottom of the stem. Cut one or more off, close to the stem, and remove the lower leaves. Prepare a cutting-pot by well draining and filling it with pure sandy loam. Plant the sucker or side-shoot, and then plunge it in bottom-heat. If a handlight is placed over it roots will be more rapidly emitted. Shade at first from bright sun, and as soon as the roots appear, give less shade, and gradually inure the plants to bear the full sun and air. As soon as the pot is filled with roots re-pot into a rich compost, consisting of fibry loam, sandy peat, and cow dung, with a liberal sprinkling of silver-sand, adding a few bits of charcoal, and plunge in heat. Syringe freely in warm weather, and keep the soil rather moist, and the plant will grow quickly. These plants may be re-potted again the same year, into a considerably larger-sized pot. Continue to keep a moist atmosphere, and a liberal supply of water at the roots. In the following year under this treatment the plant ought to be a considerable size, fit for the exhibition tent.

Summer temperature 60° to 80°, winter 55° to 60°.

For a plant my thanks are due to Messrs. Rollisson, of Tooting.







PTERIS ARGYREA.

## PTERIS ARGYRÆA.

THE SILVER BRASS FERN.

PLATE XXVIII.

These lines are left

Our pure nature, with its fine German,  
 I carried up to this province of Thoset!  
 The glowing rose stands at the bottom  
 Of that heart, moved by their fervent dream  
 With spiritual light, and ready a picture  
 Of heaven-ascending thoughts. The old man's eye  
 Falls on the living blossoms, and his soul  
 Remembers youth and love, and hopefully  
 Turns to the rose, who sat at mother's breast  
 From that to childhood, up the spiral road  
 Shall, at the entrance, look, by grace being up  
 To see the rose, to be the rose,  
 And all the world is there. The rose  
 The rose, the rose, the rose, the rose, the rose,  
 And all the world is there, the rose, the rose,  
 The rose, the rose, the rose, the rose, the rose.

M. J. Bennett.

*Pteris* (L. Order). Natural Order *Polypodiaceae*. An ornamental plant of ferns, which were from the Greek *Pteris*—a wing. It is native to all parts of the world. There are stove, greenhouse, and hardy species, and the hardy *Pteris aquilina* (or common Brake) is a well-known and widely-spread British plant. There are nearly 100 species at the present time cultivated in this country.

Native country, East India.

Introduced, in 1838, by Messrs J. Veitch and Son, of the Royal Botanic Nursery, King's Road, Chelsea.

*Description*. This is the first variegated fern which has been before the public in this country. It is of fine growth, and of good habit, and does not break, and spreading its beautiful fronds in the most elegant manner. The plants of this variety in every form have a beautiful





## PTERIS ARGYRÆA.

THE SILVER BRAKE FERN.

PLATE XXXVII.

THOU hast not left  
 Our purer nature, with its fine desires,  
 Uncared for in this universe of Thine!  
 The glowing rose attests it, the beloved  
 Of Poet hearts, touched by their fervent dreams  
 With spiritual light, and made a source  
 Of heaven-ascending thoughts. The old man's eye  
 Falls on the kindling blossoms, and his soul  
 Remembers youth and love, and hopefully  
 Turns unto Thee, who call'st earth's buried germs  
 From dust to splendour; as the mortal seed  
 Shall, at Thy summons, from the grave spring up  
 To put on glory, to be girt with power,  
 And fill'd with immortality. Receive  
 Thanks, blessings, love, for these Thy lavish boons,  
 And, most of all, their heavenward influences,  
 O Thou that gavest us flowers!

Mrs. Hemans.

LINNÆUS, 24. Order 1. Natural order *Polypodiaceæ*. An ornamental genus of ferns, taking their name from the Greek *Pteryx*—a wing, in allusion to the form of the fronds. There are stove, greenhouse, and hardy species, and of the latter, *Pteris aquilina*, (or common Brake,) is a well-known and widely-spread British plant. There are nearly forty species at the present time cultivated in this country.

Native country East Indies.

Introduced, in 1858, by Messrs. J. Veitch and Son, of the Royal Exotic Nursery, King's Road, Chelsea.

Description. This is the first variegated fern which has been introduced into this country. It is of free growth, and of good habit, rising three feet high, and spreading its beautiful fronds in the most elegant manner. The pinnæ or side leaves on every frond have a broad central




stripe of silvery shining white down the centre, margined with light green, giving it a most charming appearance. No collection of Exotic Ferns should be without this lovely species.

Culture. Summer temperature  $70^{\circ}$  to  $80^{\circ}$ , winter  $60^{\circ}$  to  $65^{\circ}$ . Requires a compost of sandy peat and leaf-mould in equal parts. Re-pot in March, drain well, and if the plant is in good condition, give a liberal shift. If a few pieces of charcoal are mixed among the compost the plant will thrive all the better. Keep the plant in a rather shady part of the stove, and the fronds will be more distinctly striped.

Propagation. By division; when a plant has two or three crowns, one may be divided off, taking care to preserve all the roots belonging to it. Pot the division in the above compost, and shade densely for a week or two, then remove the shade by degrees until the plant will bear the full light in a fernery or stove.

The illustration is from a frond sent by Mr. E. Cooling, Nurseryman, of Derby.







MARANTA VITTATA.

# MARANTA VITTATA

THE SPINNEY MARANT

CHARLES L. RICHARDS

The plant is a very common one in the tropics, and is found in the lowlands of the Amazon, in the West Indies, and in the East Indies. It is a very hardy plant, and is able to withstand the most severe frosts. The leaves are large and heart-shaped, and are very smooth. The flowers are small and are arranged in a terminal panicle. The fruit is a small, round, black berry. The plant is very useful for many purposes. The leaves are used for making paper, and the roots are used for making a dye. The plant is also used for medicinal purposes.

1871

The following is a list of the names of the species of Maranta which are found in the tropics.

1. *Maranta arundinacea* L. - The common water hyacinth.  
2. *Maranta arundinacea* L. - The common water hyacinth.  
3. *Maranta arundinacea* L. - The common water hyacinth.

The plant is a very common one in the tropics, and is found in the lowlands of the Amazon, in the West Indies, and in the East Indies. It is a very hardy plant, and is able to withstand the most severe frosts. The leaves are large and heart-shaped, and are very smooth. The flowers are small and are arranged in a terminal panicle. The fruit is a small, round, black berry. The plant is very useful for many purposes. The leaves are used for making paper, and the roots are used for making a dye. The plant is also used for medicinal purposes.

The plant is a very common one in the tropics, and is found in the lowlands of the Amazon, in the West Indies, and in the East Indies. It is a very hardy plant, and is able to withstand the most severe frosts. The leaves are large and heart-shaped, and are very smooth. The flowers are small and are arranged in a terminal panicle. The fruit is a small, round, black berry. The plant is very useful for many purposes. The leaves are used for making paper, and the roots are used for making a dye. The plant is also used for medicinal purposes.





## MARANTA VITTATA.

THE RIBBONED MARANTA.

PLATE XXXVIII.

THE soft sweet moss shall be thy bed,  
 With crawling woodbine overspread,  
 By which the silver-shedding streams  
 Shall gently melt thee into dreams.  
 Thy clothing neat shall be a gown  
 Made of the fleece's purest down.  
 The tongues of kids shall be thy meat,  
 Their milk thy drink, and thou shall eat  
 The paste of filberts for thy bread,  
 With cream of cowslips buttered.  
 Thy feasting tables shall be hills,  
 With daisies spread and daffodils,  
 Where thou shalt sit, and redbreast by  
 For meat shall give thee melody.  
 I'll give thee chains and carcenets  
 Of primroses and violets.

Herrick.

FOR full particulars of the genus *Maranta* refer to other species already described.

Native country South America.

Introduced into Europe by M. Linden, of the Royal Botanic and Zoological Gardens, Brussels.

Description. A handsome, perennial, evergreen, stove plant, with long oval leaves tapering to a point, and barred in an angular direction, with silvery white stripes on each side the nerves. It is one of the handsomest plants of the genus, because the variegation is perfect all the year.

Culture. Summer temperature 65° to 70°, winter 55° to 60°. Requires a rich compost, consisting of fibrous loam two parts, sandy peat one part, rotten dung and leaf-mould one part, the whole liberally intermixed with silver-sand, to which must be added a few small pieces of charcoal.



In summer water freely, in winter very sparingly. Re-pot in March, and if convenient plunge in a warm tan or leaf-bed. Grown in the pine stove this plant thrives well.

Propagation. The plant sends out side-shoots or off-sets, and when these have put out roots of their own, they may be cut off with a sharp knife, and lifted out with the same instrument, and potted in the above compost. Plunge in bottom heat, and place a bell or hand-glass over them until they are rooted, then gradually inure to bear the full light, re-pot, and afterwards treat as established plants.

The illustration is from a specimen kindly furnished by Messrs. J. Veitch and Son, Exotic Nursery, Chelsea.

arch,  
the  
when  
with a  
d in  
and-  
bear  
a J.





TRADESCANTIA ODORATISSIMA.

# TRADESCANTIA ODORATISSIMA.

Small Poem

The life is busy as when it stops  
On the waters of Eden's lake;  
The weather-weather as when it creeps  
In Eden from brake to brake.  
They were left as a proof of love  
To Eden and Eden's best home;  
They are here as a type of the joys that Eden  
Gave to the world to come.  
The bright bright flowers!

*Tradescantia odoratissima*, named after John Tradescant, gardener to King Charles the First. The work of this gardener, which was bequeathed to the nation by his son, through the instrumentality of Dr. Forster, is now in the possession of the British Museum. This is the more interesting, as it is a valuable work of art, independently of being the work of one of our earliest English gardeners.

*Tradescantia odoratissima*, L.—*Monogynia*. Natural order *Spiderwort*, *Tradescantiaceae*.

An interesting tribe of plants, consisting of hardy annuals, greenhouse biennials, some herbaceous, and hardy herbaceous species. The hardy ones are from Texas and North America; the greenhouse ones from Mexico and the stove species from Jamaica, Brazil, South America, Trinidad, East India, and Peru. Most of the species have blue flowers.

The present plant was found in the stove at Messrs. Vetch and Sons' nursery, Chelsea. No record kept as to its native country, nor when introduced.

*Tradescantia odoratissima*. A most distinct and striking fine-leaved stove plant. The young leaves are of a bright green colour, changing to a deep red when they are in flower, which are numerous, produced on a spike from the centre of the leaf, and of a beautiful deep blue colour; the whole plant is covered with other leaves in one of flower, and one which, when in flower, should be in deep red.





## TRADESCANTIA ODORATISSIMA.

## PLATE XXXIX.

THE lily is lovely as when it slept  
 On the waters of Eden's lake;  
 The woodbine breathes sweetly as when it crept  
 In Eden, from brake to brake.  
 They were left as a proof of loveliness  
 Of Adam and Eve's first home;  
 They are here as a type of the joys that bless  
 The just in the world to come.  
 The bright, bright flowers!

TRADESCANTIA, Linnæus, named after John Tradescant, gardener to King Charles the First. The tomb of this gardener, which was becoming defaced by age, has, through the instrumentality of Dr. Forbes Young, (a patron of Botany,) been restored. This is the more interesting, as it is a desirable work of art, independently of being the reminder of one of our earliest English gardeners.

Linnæus, 6.—*Hexandria*, 1.—*Monogynia*. Natural order *Spiderworts*, (*Commelinaceæ*.)

An interesting tribe of plants, consisting of hardy annuals, greenhouse herbaceous, stove herbaceous, and hardy herbaceous species. The hardy ones are from Texas and North America, the greenhouse ones from Mexico, and the stove species from Jamaica, Brazil, South America, Trinidad, East Indies, and Peru. Most of the species have blue flowers.

The present plant was found in the stove at Messrs. Veitch and Sons' Nursery, Chelsea. No record kept as to its native country, nor when introduced.

Description. A most distinct and striking fine-foliaged stove plant. The younger leaves are of a bright green colour, changing to a deep rich purple; and its flowers, which are numerous, produced on a spike about six inches long, are of a beautiful clear blue colour; altogether it is a most ornamental plant either in or out of flower, and one which, from its high decorative character, should be in every collection.




Culture. Summer heat 70° to 75°, winter 60° to 65°. Soil fibrous loam, fibrous sandy peat, and decayed leaf-mould in equal parts, freely mixed with silver-sand. Drain well, and give liberal pottings. The plants with this treatment will grow fast, and make a fine appearance.

Propagation. Increased by suckers, which are produced plentifully at the base of the plant. Take one or more off, if with roots so much the better, pot them in small pots, with a thin layer of white sand on the surface; give a gentle watering, and place them under a hand-light, either on a warm tan-bed or on a heated surface of moist sand; keep them in this situation till fresh roots are emitted, then give air gradually, and inure by degrees to bear full exposure. Then re-pot, and afterwards treat them the same as the established plants.

The illustration is from a plant of Messrs. Veitch and Son, Exotic Nursery, Chelsea.

from  
freely  
The  
race.  
fully  
much  
and  
and-  
and;  
e air  
-pot,  
otic





ANÆCTOCHILUS LOWII.

XL


## ANCESTRUS LOWII

ANCESTRUS LOWII, sp. nov.  
Length 1.5 mm. Head black, with  
a small white spot on the vertex.  
Antennae black, with a small white  
spot on the base of the third segment.  
Thorax black, with a small white  
spot on the base of the wing.  
Wings black, with a small white  
spot on the base of the wing.  
Abdomen black, with a small white  
spot on the base of the wing.

Lowii

ANCESTRUS LOWII, sp. nov. Length 1.5 mm. Head black, with a small white spot on the vertex. Antennae black, with a small white spot on the base of the third segment. Thorax black, with a small white spot on the base of the wing. Wings black, with a small white spot on the base of the wing. Abdomen black, with a small white spot on the base of the wing.





## ANÆCTOCHILUS LOWII.

## PLATE XL.

THEY come with genial airs and skies,  
 In summer's golden prime,  
 And to the stricken world give back  
 Lost Eden's blissful clime.  
 Out-shining Solomon they come,  
 And go full soon away;  
 But yet, like him, they meekly breathe  
 True wisdom while they stay.  
 'If God,' they whisper, 'smiles on us,  
 And bids us bloom and shine,  
 Does he not mark, oh, faithless man!  
 Each wish and want of thine?'

*Lyons.*

For an account of this genus see page 13.

Native country Borneo. Introduced in 1852, by Messrs. Low and Son, of Clapton, near London.

Description. This species is the most easy to cultivate of any of the tribe. It is of a more strong and robust habit, hence it is not so liable to damp off in winter. The leaves of a fine plant are fully four inches long and two inches and a half wide. Their ground-colour is of a rich dark velvety green, rather faintly striped and veined with a metallic red.


Culture. Requires a temperature of from 75° to 80° in summer, and from 65° to 70° in winter. This plant grows most freely in chopped sphagnum moss, mixed with some very fibry peat, pieces of charcoal, and a sprinkling of silver-sand. It should be kept under a bell-glass, or in a small frame inside the stove, set on a heated surface of moist sand.

It sends out side-shoots, which may be taken off when rooted, potted in the above compost, and treated similarly to established plants, only keeping them more densely shaded till fresh growth has taken place. All this tribe thrives best in a close moist atmosphere.

The illustration is from a plant supplied by Mr. Howard.











CROTON VARIEGATUM ANGUSTIFOLIUM.




## WILLOW VARIEGATUM ANGUSTIFOLIUM

PLANT 554

A world of beauty is a joy for ever  
In the heart of nature, it will never  
Pass away, but still will keep  
A power to give us, and a sleep  
Of rest, and peace, and health, and quiet breathing  
Anguish and sorrow are its breathing  
A flower that is laid up in the earth  
Is a promise of the future earth  
Of all the wonders and the beauties  
Made for the searching, yes, for all of all  
From shape of beauty, from every the cell  
From our dark spots, from the sun, the moon,  
From old and young, spreading a shady home  
For simple things and such are doled  
With the green world they live in, and their will  
That for themselves a living world make  
From the low earth, the wilderness broken  
With a scattering of her most precious things  
And in the heart of the world's heart  
The heart of the world, the heart of the world.

PLANT 554







CROTON VARIEGATUM ANGUSTIFOLIUM.

PLATE XLI.

"A thing of beauty is a joy for ever:  
 Its loveliness increases; it will never  
 Pass into nothingness; but still will keep  
 A bower of quiet for us, and a sleep  
 Full of sweet dreams, and health, and quiet breathing.  
 Therefore on every morrow are we wreathing  
 A flowery band to bind us to the earth,  
 Spite of despondence, of the inhuman dearth  
 Of noble natures, of the gloomy days,  
 Of all the unhealthy and o'er-darken'd ways  
 Made for our searching: yes, in spite of all,  
 Some shape of beauty moves away the pall  
 From our dark spirits. Such is the sun, the moon,  
 Trees old and young, sprouting a shady boon  
 For simple sheep; and such are daffodils,  
 With the green world they live in, and clear rills  
 That for themselves a cooling covert make  
 'Gainst the hot season; the mid-forest brake,  
 Rich with a sprinkling of fair musk-rose blooms;  
 An endless fountain of immortal drink,  
 Pouring unto us from the heaven's brink."

*Keats.*



THIS genus is described at page 4.

The present species is a native of India, and was introduced in 1847.

Description. A stove evergreen shrub, with inconspicuous white and green flowers. The leaves are from a foot to eighteen inches long, and three quarters of an inch broad; they droop gracefully downward, and are beautifully striped with yellow on either side of the midrib of each leaf. The stem is stout, erect, and but rarely branches. A good specimen of it well grown is a handsome object.

Culture. Requires a warm stove. Summer heat  $75^{\circ}$  to  $80^{\circ}$ , winter heat  $65^{\circ}$  to  $70^{\circ}$ . Soil—sandy fibrous peat and turfy loam in equal parts, with a liberal addition of silver-sand, will grow it well. No stimulating agents, such as rotten dung, leaf-mould, or liquid manure, should be used, for this will cause the variegation to be less dense.

Propagation. About the end of July, just as the summer shoots are beginning to harden, take them off at the point between this and the last year's wood; smooth the bottom of each cutting with a sharp knife, and cut off the lower leaves close to the bark without injuring it. The leaves that are left should be cut to about half their length. Insert the cuttings in a pot, well drained and filled with the compost to about an inch of the rim, and the rest with silver-sand. Water well to set the sand close to the cuttings; then place them under a bell-glass, taking care to prop up the leaves, so that they do not touch the bell-glass. Plunge the pot in heat, shade from the sun, and give water as it is required. In six weeks time they should be rooted, when it is requisite to move them into small pots, and re-place them under a close glass, and as soon as fresh roots are emitted re-pot again, and gradually harden them to bear the full light. After this give water moderately, and afterwards treat them as established plants, stopping occasionally to cause the plant to become bushy.

For a plant my thanks are due to Messrs. Jackson, of Kingston.

1847.  
white  
long,  
ward,  
hidrib  
A

inter  
equal  
No  
ture,  
e.  
roots  
and  
bary  
ring  
gth.  
post  
well  
well-  
uch  
give  
ben  
der  
and  
user  
log





CONVALLARIA MAJALIS VARIEGATA.

40

*Lilium majalis variegata.*

*Lilium majalis*

*Lilium majalis* is a native of the mountains of the Pyrenees, and is now cultivated in the gardens of the continent. It is a very beautiful plant, and is much valued for its flowers. The leaves are lanceolate, and the flowers are bell-shaped, and are of a pale green color, with a yellow center. The plant is very hardy, and will grow in a variety of soils. It is a very common plant in the mountains of the Pyrenees, and is also found in the mountains of the Alps. It is a very beautiful plant, and is much valued for its flowers. The leaves are lanceolate, and the flowers are bell-shaped, and are of a pale green color, with a yellow center. The plant is very hardy, and will grow in a variety of soils. It is a very common plant in the mountains of the Pyrenees, and is also found in the mountains of the Alps.

The name *Lilium* is from the Latin *conallia*, a valley, in which it grows, hence the English name "Lily". It is a native of the mountains of the Pyrenees, and is now cultivated in the gardens of the continent. It is a very beautiful plant, and is much valued for its flowers. The leaves are lanceolate, and the flowers are bell-shaped, and are of a pale green color, with a yellow center. The plant is very hardy, and will grow in a variety of soils. It is a very common plant in the mountains of the Pyrenees, and is also found in the mountains of the Alps.





*Colymbella gracilis* variegata.  
XIII

## CONVALLARIA MAJALIS VARIEGATA.

## PLATE XLII.

DEEP solitude I sought. There was a dell  
 Where woven shades shut out the eye of day,  
 While, towering near, the rugged mountains made  
 Dark back-ground 'gainst the sky. Thither I went,  
 And bade my spirit drink that lonely draught,  
 For which it long had languish'd mid the strife  
 And fever of the world. I thought to be  
 There without witness. But the violet's eye  
 Look'd up upon me,—the fresh wild-rose smiled,  
 And the young pendant vine-flower kiss'd my cheek.  
 And there were voices too. The garrulous brook  
 Untiring to the patient pebbles told  
 Its history;—up came the singing breeze,  
 And the broad leaves of the cool poplar spake  
 Responsive every one. Trees, flowers, and streams,  
 Are social and benevolent; and he  
 Who oft communeth in their language pure,  
 Roaming among them at the cool of day,  
 Shall find, like him who Eden's garden dress'd,  
 His maker there, to teach his listening heart.

*Sigourney.*

CONVALLARIA, Linnæus, is from the Latin *convallis*, a valley, in allusion to the situation where it grows, hence the English name "Lily of the Valley." Linnæus, 6; order 1; natural order *Liliaceæ*. A native of Great Britain. Within a short walk of Matlock there are many acres of land entirely covered with the *Convallaria majalis*, which, when in bloom, is worthy of a long journey to see, and whose perfume scents the air for a great distance.\*

A garden variety.

Description. A perennial herbaceous plant, with oval-shaped leaves; each leaf beautifully striped longitudinally with golden-coloured lines running from the base of the apex; variegation constant.

\* This lovely place is known as the *Via Gellia*.




The flowers are well known for their humble beauty and delicious fragrance.

**Culture.** The present variety should be grown in rather a poor sandy loam, and in a shady place, although it will also succeed on a south border. To obtain a good plant with clear golden stripes, it is recommended to be grown in a pot, and during the infoliation kept in a cold pit or frame. Rain and wind are injurious elements to any fine-foliaged plant. Towards the autumn, as soon as the leaves begin to fade, plunge the pots containing these plants in an open border. In February or March remove the surface soil, and give a top-dressing of fresh loam. Take care that there are no worms in the pot, and that the drainage is good.

**Propagation.** It is a plant that is very easy of propagation. When it is desirable to increase the stock, the plants may be taken up in February and March, cut into small pieces about two inches long, and the creeping roots planted in an open border six inches apart, and these in the course of a year will make good plants.

The illustration is from a plant kindly furnished by Mr. George Paul, Cheshunt, Herts.







CALADIUM PICTUM.



## MUTUUM PICTUM

PLANT. 1870.

When I first saw it, it was a world  
 Of light and dark, and of the light;  
 It was a world of light and dark,  
 And of the light and dark of the light.  
 It was a world of light and dark,  
 And of the light and dark of the light.  
 It was a world of light and dark,  
 And of the light and dark of the light.  
 It was a world of light and dark,  
 And of the light and dark of the light.

For a description of this genus see page 7.

From country etc.


Discovered about 1870, from the Continent.

Description. A handsome herbaceous plant, with a single  
 leaf-stem about eighteen inches high, and of a deep purple color.  
 Leaves heart-shaped, about a foot long and seven inches broad, irregu-  
 larly blotched with white spots on a light green ground. A fine plant.





THE  
END



## CALADIUM PICTUM.

PLATE XLIII.

THERE is beauty o'er all this delectable world,  
Which wakes at the first golden touch of the light;  
There is beauty when morn hath her banner unfurl'd,  
Or when stars twinkle out from the depths of the night.  
There is beauty on ocean's vast verdureless plains,  
Though lashed into fury or lull'd into calm;  
There is beauty on land, and its countless domains—  
Its corn-fields of plenty—its meadows of balm;—  
Oh, God of Creation! these sights are of Thee!  
Thou surely hast made them for all that are free!

*Prince.*

For a description of this genus see page 7.

Native country Rio.

Introduced about 1850, from the Continent.

Description. A handsome tuberous-rooted, herbaceous, stove perennial. Leaf-stems about eighteen inches high, and of a rich purple colour. Leaves heart-shaped, about a foot long and seven inches broad, irregularly blotched with white spots on a light green ground. A fine plant



kept in a stove or orchid house keeps its foliage all the year with a little care in watering.

Culture. Summer heat  $70^{\circ}$  to  $80^{\circ}$ , winter  $65^{\circ}$  to  $70^{\circ}$ . Soil lumpy turf, sandy peat, and dried cow-dung in equal parts, mixed with silver-sand, will grow it well. Re-pot in March, using a somewhat large-sized pot, taking care to drain well. Water freely during the summer, using liquid manure often; water sparingly in winter. Take care that no worms are in the pot, and keep the plant near the glass. In case the green fly makes its appearance, at once apply tobacco water in a diluted state, or give a gentle smoking; if the pest remains on the young foliage, it will cause it to become deformed and wrinkled.

Propagation. By division of the roots and young suckers, which spring up from the parent rootstock, and by division of the roots in spring, cut in small pieces wherever there is a crown. Pot the suckers, and place them under a close frame for a week or ten days, until they are established.

A handsome desirable plant, either for decoration or exhibition.

My thanks are due to Messrs. Jackson, of Kingston, for plants of this species, and to Mr. Veitch for leaves.

with

many  
silver-  
large-  
summer,  
e that  
a case  
in a  
in the

spring  
ring,  
, and  
they

its of





HOYA CARNOSA VARIEGATA.



## HOYA FALCONIA FOLIOIS VARIEGATA.

### THE VARIEGATED-LEAVED HOYA.

#### PLATE XLIV.

The flower is on the cherry-tree, the leaf is on the elm.  
 The wind and beauty have come to claim their fairy realm.  
 The flower is on the north, the forest who can choose,  
 When the sun is on the east, the forest who can choose.  
 The flower is on the north, the forest who can choose,  
 When the sun is on the east, the forest who can choose.  
 The flower is on the north, the forest who can choose,  
 When the sun is on the east, the forest who can choose.

How that

Natural order Asclepiads, (*Asclepiadaceae*) Linnæus, N. — Pentandria.

2. — Diphysa.

Native country Asia.

Introduced from the Great Nurseries in 1850.

The genus *Hoya* was named in honour of Thomas Hoy. The various species have remarkably handsome flowers, very many in appearance.







## HOYA CARNOSA FOLIIS VARIEGATA.

THE VARIEGATED-LEAVED HOYA.

PLATE XLIV.

THE bloom is on the cherry-tree, the leaf is on the elm,  
The bird and butterfly have come to claim their fairy realm;  
Unnumbered stars are on the earth, the fairest who can choose,  
When all are painted with the tints that form the rainbow hues?  
What spirit-wand hath wakened them?—the branch of late was bare,  
The world was desolate, but now there's beauty everywhere.  
Yes, the sweet and merry sunshine has unfolded leaf and flower,  
To tell us of the Infinite, of Glory, and of Power.

*Eliza Cook.*

NATURAL order Asclepiads, (*Asclepiadaceæ*.) Linnæus, 5.—*Pentandria*,  
2.—*Digynia*.

Native country Asia.

Introduced from the Ghent Nurseries in 1850.

The genus *Hoya* was named in honour of Thomas Hoy. The various species bear remarkably handsome flowers, very waxy in appearance,



especially *H. bella* and *H. imperialis*; however, the present book being devoted to "Beautiful Leaved Plants," our description is confined to those whose leaves are variegated.

Description. Leaves thick and fleshy, oval-shaped, about three inches long by an inch and a half wide, and richly variegated. A climbing evergreen stove plant of considerable beauty. Its flowers are in drooping umbels, each flower producing a drop of pure honey; hence it has been called the Honey Plant. This variety produces the same kind of flowers as *Hoya carnosa*, but not so freely, which may be owing to its requiring age before it flowers.

Culture. Summer temperature 65° to 70° winter 50° to 55°. This plant requires a poor open soil: the best compost for it consists of loam, peat, and little pieces of broken pots or bricks and old lime rubbish in equal parts, well mixed together. The plant should be kept rather under-potted, in order to keep its variegation more distinct. The season for re-potting is early spring. Take the plant to the potting-bench, turn it carefully out, then pick out the old drainage and as much of the old soil as can be taken away without injuring the roots of the plant. Drain the fresh pot well, cover the drainage with a layer of moss or rough peat, place the ball in the centre, cover it with the new compost till the pot is full, then give a smart stroke or two on the bench, to settle the soil firmly about the plant. Give no water for a week or two, till fresh roots are produced, then a gentle watering, and increase the quantity as the plant grows and the season advances. In the autumn and winter months give water very moderately, if any, for if kept wet the roots must perish.

As this is a climbing plant, and requires training, the best plan is to form a kind of balloon-shaped trellis. Procure a number of neat sticks, painted green, thrust them in the pot at equal distances, close to the side, then place a stout wire ring rather wider in diameter than the pot, about half-way between the rim of the pot and the top of the sticks. Tie each stick to the ring, then bring their tops together, and tie them securely. Draw the shoots of the plant through the sticks, and train them at equal distances round the trellis. When the trellis is covered with shoots and leaves it forms a very handsome object.

Propagation. By cuttings and leaves. Take them off, and lay them on a shelf for a day or two, to heal up the wounds and stop the bleeding. Then put them round the sides of the pot, well drained, and plunge the pot in a moist heat, giving but little water till roots are emitted. It strikes very easily and quickly. When sufficient roots are emitted, pot them off separately, placing them again in a moist heat, until they are established, then treat as the parent plant.

being  
ed to

aches  
thing  
pping  
t has  
kind  
wing

This  
s of  
time  
I be  
inert.  
thing-  
d as  
roots  
th a  
with  
two  
water  
ing,  
aces.  
any,

n is  
near  
lose  
han  
of  
ter,  
cks,  
the

pen  
the  
et.  
was  
not





GRAPTOPHYLLUM PICTUM.

## GRAPTOPHYLLUM PICTUM, or ALBUM.

PLANT. XLV.

And what is so rare as a day in June?  
Then, I wish some perfect day,  
That heaven will send the earth if it be in tune;  
And when it really is, what can we do,  
Whether we look on it with the eye,  
We have the summer, or the golden glow,  
Every day has a star of light,  
An instant while it shines and burns,  
And, glowing brightly above the light,  
Climbs to a height in grace and power,  
The peak of the day will be seen,  
Thinking back over hills and valleys,  
The sunset glows in rainbow green,  
The highway catches the sun in its chains,  
And there's never a leaf or blade too green  
To be upon happy creature's path.

Lyons.

Belongs under Acanthaceae, (Acanthaceae) Linnæus, f.—*Diandria*,  
1.—*Strobilacea*, allied to *Boleophanes*.

Native country East Indies. Introduced in 1810.

Character.—A shrubby stove plant, growing from eight to ten  
feet high, with smooth green leaves, blotched irregularly with pale  
yellow and white variegation, which are said to represent the human face  
if the leaves are held out. It is, however, a beautiful variegated  
shrub. Like *Chlorophytum*, it should be kept exposed to the sun  
to bring out the full variegation, as if grown in the shade the colours  
are faint and ill-defined.

Culture.—Summer heat 60° to 70°, winter 50° to 55°. Strong airy  
loam, sandy peat, and well-decomposed dung, is the right compost. It  
should be rather under-potted, to keep down the luxuriant growth. The  
plant is apt to grow straggling, hence it should be pruned in and stopped  
early, and this will induce a bushy habit. So managed it forms a  
showing object in a short time.





## GRAPTOPHYLLUM PICTUM, OR ALBUM.

PLATE XLV.

AND what is so rare as a day in June?  
 Then, if ever, come perfect days;  
 Then heaven tries the earth if it be in tune,  
 And over it softly her warm ear lays:  
 Whether we look, or whether we listen,  
 We hear life murmur, or see it glisten;  
 Every clod feels a stir of might,  
 An instinct within it that reaches and towers,  
 And, grasping blindly above it for light,  
 Climbs to a soul in grass and flowers;  
 The flush of life may well be seen,  
 Thrilling back over hills and valleys;  
 The cowslip startles in meadows green,  
 The buttercup catches the sun in its chalice,  
 And there's never a leaf or blade too mean  
 To be some happy creature's palace.

Lowell.

NATURAL order Acanthads, (*Acanthaceæ*.) Linnæus, 2.—*Diandria*,  
 1.—*Monogynia*, allied to *Beloperone*.

Native country East Indies. Introduced in 1815.

Description. A shrubby stove plant, growing from eight to ten feet high, with smooth green leaves, blotched irregularly with pale yellow and white blotches, which are said to represent the human face if the likeness can be found out. It is, however, a beautiful variegated shrub. Like *Croton variegatum*, it should be fully exposed to the sun to bring out the full variegation, as if grown in the shade the colours are faint and ill-defined.

Culture. Summer heat 65° to 75°, winter 50° to 55°. Strong fibry loam, sandy peat, and well-decomposed dung, is the right compost. It should be rather under-potted, to keep down the luxuriant growth. The plant is apt to grow straggling, hence it should be pruned in and stopped freely, and this will induce a bushy habit. So managed it forms a striking object in a short time.



Propagation. Young tops taken off at a joint and planted in silver-sand under a handlight or bell-glass, strike very freely. As soon as roots are emitted, pot them off, immediately replace them, and shade for a few days, then gradually inure them to bear full exposure.

The specimen for illustration was kindly furnished by Mr. Veitch, Royal Exotic Nursery, Chelsea.

Over-  
on to  
shade  
sight,





CALADIUM VERSCHAFFELTI

## CALADIUM VERSCHAFFELTI.

PLATE XLVI.

Here, the many-coloured trails,  
Peeping upon green and white—  
Lushness, and anemone white,  
Through the sunny light,  
And the valley of the sea.  
And the valley of the sea.  
I could dream that I lay here  
With a sunny child, that tells  
Happily to me—when they  
Come, and take, and fall away,  
For that long by winter night,  
That all hearts with joy have been.

Gentle Tessa.

For a description of the genus, see page 1.

Native country the banks of the Amazon River, South America.

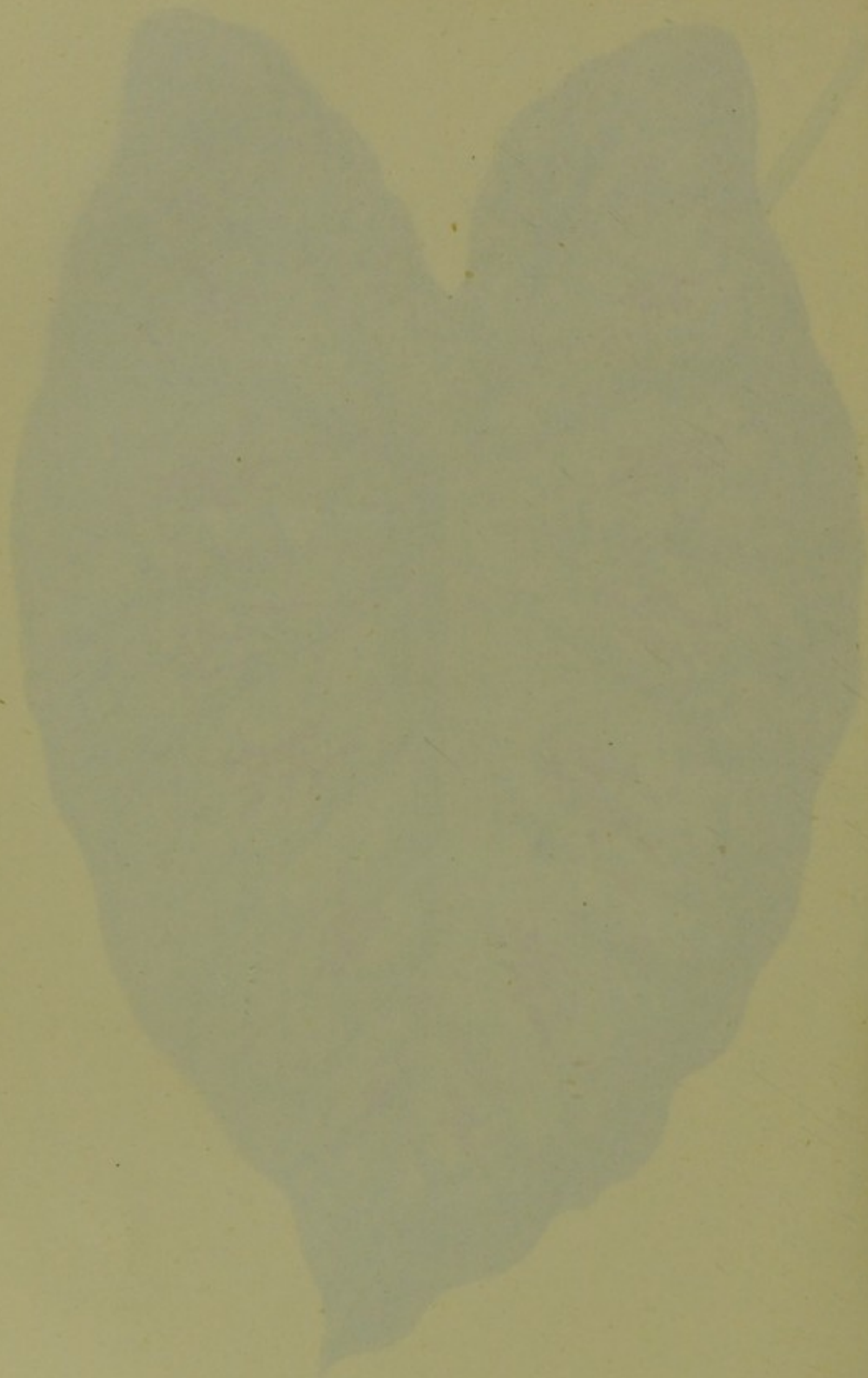
Introduced by M. Chanté, of Paris, in 1857.

Description. This plant usually attains the height of two feet. The leaves are heart-shaped, six to nine inches long, and four inches wide; deepened colour brilliant green, with bright red spots placed irregularly on the leaf. A distinct and beautiful species, well worthy of a situation in the choice collection of beautiful foliaged plants.

Culture. Favourable temperature 70° to 80°, winter 60° to 65°.

Soil. Fatty loam, sandy peat, and shelled dung, in equal parts, with a few pieces of charcoal mixed throughout the whole. Like most of its congeners, it should have a short season from growth, and kept tolerably dry, but not particularly dry. In early spring, as soon as growth begins, the plants ought to be re-potted. Shake them out of the old soil, and re-pot in fresh compost, and give but very little water until the plant has made a good start, then re-pot, and if convenient, plunge in a little bottom-heat, and increase both water and moisture. The plants will grow rapidly, and will require





# CALADIUM VERSCHAFFELTI.

PLATE XLVI.

SEE, the many-coloured train,  
Peeping upon glade and plain—  
Crocuses, and snowdrops white,  
Struggle into sunny light,  
And the violet of blue,  
And the valley's lily too.  
I could dream their fairy bells  
Ring a merry chime, that tells  
Spring is coming!—and when they  
Faint, and fade, and fall away,  
'Tis that long by winter nurst,  
Their full hearts with joy have burst.

*Camilla Toulmin.*

For a description of the genus, see page 7.

Native country the banks of the Amazon River, South America.

Introduced by M. Chantin, of Paris, in 1857.

Description. This plant usually attains the height of two feet. The leaves are heart-shaped, six to nine inches long, and four inches wide; the ground colour brilliant green, with bright red spots placed irregularly in the leaf. A distinct and beautiful species, well worthy of a situation in the choicest collection of beautiful foliaged plants.

Culture. Summer temperature 70° to 80°, winter 60° to 65°.

Soil. Turfy loam, sandy peat, and decayed dung, in equal parts, with a few pieces of charcoal mixed throughout the whole. Like most of its congeners, in winter it should have a short cessation from growth, and kept tolerably, but not particularly, dry. In early spring, as soon as growth begins, the plants ought to be re-potted. Shake them out of the old soil, and re-pot in fresh compost, and give but very little water until the plant has made a good start, then re-pot, and if convenient, plunge in a little bottom-heat, and increase both top-heat and moisture. The plants will grow rapidly, and will require





PTERIS ASPERICAULIS.

Var. Tricolor.

XLVII



*PTERIS ASPERICAULIS, VAR. TRICOLOR.*

PLATE XLVII.

"He has a moitory wrath  
 For youth's unthinking brow,  
 He will to have smothered beauty  
 That must be shown to know;  
 He will the dark, when eyes are closed,  
 And not the light of the closed book,  
 He will, when, as he fear and glaze,  
 Read beauty and even now writing,  
 And write the emblematic bloom,  
 The fellow of the dying;  
 And say, that He who from the dead  
 Recalls the slumbering flower,  
 Will surely visit those who trust  
 His mercy and his power;  
 And that, when, from the earth, the soul  
 Is called to rise, the dead will







PTERIS ASPERICAULIS, VAR. TRICOLOR.

PLATE XLVII.

"Go, form a monitory wreath  
 For youth's unthinking brow,  
 Go, and to busy manhood breathe  
 What most he fears to know;  
 Go, strew the path where age doth tread,  
 And tell him of the silent dead.  
 Go, then, where, wrapt in fear and gloom,  
 Fond hearts and true are sighing,  
 And wreath with emblematic bloom,  
 The pillow of the dying;  
 And say, that He who from the dust  
 Recalls the slumbering flower,  
 Will surely visit those who trust  
 His mercy and His power,—  
 Will mark where sleeps their peaceful clay,  
 And roll, ere long, the stone away!"



For a description of this genus see *Pteris argyrea*, page 75.

A most beautiful fern. Native country South America.

Introduced in 1857, by M. Linden, of the Royal Botanic and Zoological Gardens, Brussels.

Description. A tall-growing beautiful fern, with the fronds bipinnate; pinnæ striped down the centre on each side of the main rib (which is of a rich crimson hue) with white. Certainly the most distinct variegated fern yet introduced.

Culture. Requires the heat of the stove, and to be grown in a shady place in summer. Rough sandy peat and half-decayed leaves in equal parts, with a sprinkling of silver-sand; the pots to be well drained. It should be re-potted in March, and again in June, for if the pots become too full of roots the plants will not thrive well, nor put forth fine fronds. It is requisite to keep the plant constantly well watered, for if the soil becomes quite dry the plant will perish.

Propagation. As it is not yet known whether this plant will come true from spores, it must therefore be propagated by division of the roots. When the plant becomes large it will send forth side-shoots. As soon as these side-shoots have roots of their own, divide them from the parent plant, and pot them in the compost, in proportionate-sized pots, and place them under a bell-glass or propagating frame till a fresh growth is perceived, then gradually inure to bear the full light, and afterwards treat them the same as the parent plant.

The illustration is from a plant forwarded by Mr. E. Cooling, Mile-ash Nursery, Derby.

and

note;  
which  
instruct

in a  
even  
well  
or if  
not  
well

one  
the  
note  
from  
ined  
ll a  
ght

file





CRATÆGUS PRUNIFOLIA VARIEGATA.







## CRATÆGUS PRUNIFOLIA VARIEGATA.

THE GOLDEN VARIEGATED THORN.

PLATE XLVIII.

WHAT is beauty? Come with me  
 Into Nature's sanctuary;  
 To the mead or the wild-wood,  
 Where the flowers, in blooming childhood,  
 From the emerald sod look up.  
 Each has a diamond in its cup,  
 A silver or a golden cell,  
 Where a fairy queen might dwell.  
 Come where the yellow broom is waving,  
 Or the stream the lily laving;  
 Where the hawthorn scents the gale,  
 And zephyr, wandering through the vale,  
 Bears on its ærial wing  
 The breath of each odorous thing;  
 Where plummy fern, of brightest green,  
 And moss of every hue is seen;  
 There doth Nature's self control  
 Each emotion of the soul;  
 Make thy heart with joy confess,  
 If there's beauty, it is this!

J. C.

THE name *Cratægus* is derived from *Kratos*, signifying strength, in allusion to the hardness of the wood. This very ornamental genus is composed of hardy trees and shrubs, many species being native of North America.—Lin. 12, Ord. 2. Most of them bear white blossoms, the flowers being much admired, for who does not admire even our common hawthorn, (*Cratægus oxyantha*), and its lovely varieties,—*punicea*, scarlet-flowered, *puniceum flore-pleno*, double scarlet-flowered, *rosea superba*, crimson, *plena*, double white, *aurea*, golden-berried, *leucocarpa*, white fruited, *oliveriana*, black-berried, or *quercifolia*, oak-leaved.



There is a peculiar interest attached to the hawthorn; it is one of our first shrubs to come into leaf in early spring, whilst its blossom seems to tell us of the arrival of warm weather. In England, being so much used as the boundary to fields, roads, and railways, it is constantly before our eyes; we see it in all its different aspects, freshly green when most other trees are leafless, and anon covered with its scented white blossoms, or in winter denuded of leaves, yet scarlet with innumerable berries, the favourite food of our winter migratory birds, the Fieldfare and Redwing.\* However, returning to our subject, the variegated variety of *Cratægus prunifolia* deserves our attention.

Raised from seed by Mr. Joshua Major, Landscape Gardener, Knos-  
thorpe, near Leeds.


Description. A low bushy tree, with large broadly ovate leaves and spineless branches. The leaves are variegated, and the variegation is rich and constant. This hawthorn is perfectly hardy, and is a great acquisition to our variegated ornamental foliaged trees.

Culture. A common soil, not too rich, will grow this plant well; if too highly manured the leaves might occasionally be green, hence it should be grown in good pure loam, and in a situation fully exposed to the sunlight to bring out its beautiful colours.

Propagation. It may be increased by budding and grafting on the common whitethorn. Bud in June or July, and graft in March. Choose the buds and grafts from such shoots as are bearing and have borne the best-variegated leaves. As soon as the buds or grafts have made some growth rub off all other shoots, and thus give the variegated shoot the full strength of the stock.

The specimen for illustration was kindly furnished by Mr. Joshua Major.

\* Whilst alluding to this plant and these birds, I cannot refrain from mentioning what came under my own notice several years ago, a circumstance so remarkable as scarcely to be credited. In my garden there was a large scarlet thorn loaded with berries, which was much frequented by Redwings. One Sunday, soon after my return from church, a flock of these birds alighted on the tree for their accustomed repast. On going into the garden half an hour afterwards, my attention was attracted by a Redwing struggling to get free from something that held it securely; a nearer inspection shewed me that it was frozen by its tail to the branch. After a sharp hoar frost, a few minutes had thawed the ice into globules of water, which had again become frozen, and one of these globules had sealed a couple of feathers of the bird's tail to a small branch. A pair of scissors quickly cut off the feathers, and after warming the little prisoner by the fire, it was released from captivity, the feathers alone remaining in my possession as trophies to tell of this remarkable *tail* (tale.)







A.—EUONYMUS JAPONICUS AUREUS VARIEGATUS.

B.—MARANTA MICANS.

## KUONYMUS JAPONICUS AUREUS VARIEGATUS.

GOLDEN-STRIPED JAPAN SPINDLE TREE.

PLATE XLIX.—A.

"And from the north, where Cynthia rose

The garden, a girl, with golden hair,

There in the shade of every leafy tree,

Breathing soft and sweet, and smiling sweet,

Thou, fairest girl of all, art seen.

For when the sunset comes, her face is seen

As in the moon.

*Kuonymus* is derived from *kuo*, good, and *nymus*, a name. Natural order *Calycotraceae*, Linnaeus, 5.—*Paranthesis*, 1.—*Hamamelid*. Interesting hardy and bushy shrub, growing from five to fifteen feet high.

Native country of the present species Japan.

Introduced in its variegated state in 1833.

*Description*.—A low-growing vigorous shrub, not quite hardy to the north of England. Leaves ovate, striped and blotched with gold, on a verdure ground; about an inch and a half long, by an inch wide. When in its most perfect state it is really a beautiful foliaged plant.

*Culture*.—This plant requires a sunny lawn or a dry up-hill, and should be planted in a sheltered place in the south. Much of the time it should never be planted against a south wall, and exposed to S. or should be protected in a cold house, which requires the taking of it up in autumn, and getting previous to planting it in its place again, keeping the plant in a pot, and planting it out in June. During the winter months, water being the least to be required.

*Propagation*.—Increased by cuttings, and by the seeds of the plant. Choose the best variegated shoots, being those which have the most gold, then make a slit on the under side of the shoot, and insert a stick, and





## EUONYMUS JAPONICUS AUREUS VARIEGATUS.

GOLDEN-STRIPED JAPAN SPINDLE TREE.

PLATE XLIX.—A.

"Oh! bring thy couch where countless roses  
 The garden's gay retreat discloses;  
 There in the shade of waving boughs recline,  
 Breathing rich odours, quaffing ruby wine!  
 Thou, fairest rose of all, oh, say,  
 For whom thy hundred leaves dost thou display?"  
L. S. Costello.

*Euonymus* is derived from *eu*, good, and *onoma*, a name. Natural order *Celastraceæ*, Linnæus, 5.—*Pentandria*, 1.—*Monogynia*. Interesting hardy and half-hardy shrubs, growing from five to fifteen feet high.

Native country of the present species Japan.

Introduced in its variegated state in 1836.

Description. A low-growing evergreen shrub, not quite hardy in the north of England. Leaves ovate, striped and blotched with gold, on a verdure green ground; about an inch and a half long, by an inch wide. When in its most perfect state it is really a beautiful foliaged plant.

Culture. This plant requires a sandy loam on a dry sub-soil, and should be planted in a sheltered place in the south. North of the Trent it should either be planted against a south wall, and trained to it, or should be protected in a cold frame, which implies the taking of it up in autumn, and potting previous to placing it in its winter quarters; keeping the plant in a pot, and plunging it out of doors during the summer months, would bring the foliage better variegated.

Propagation. Increased by cuttings and layers; by layers in June. Choose the best variegated shoots, bring them carefully to the ground, then make a slit on the under side (similar to laying a carnation,) peg



down the shoots, and cover an inch deep with light sandy soil. In the autumn of the following year the layers will be sufficiently rooted to take off the parent plant; pot, and keep in a cold pit until spring, then plant them where they are to remain. Cuttings strike very freely taken from a plant that has been kept under glass. In March select the best variegated shoots, and take off as many cuttings as may be required; trim off all the lower leaves, and place the cuttings in a well-drained pot in silver-sand, give a gentle watering to settle the sand, and plunge in a gentle heat. When these cuttings are rooted pot off singly in four-inch pots, and re-place in heat for a time. This variety may also be increased by grafting on the plain form, for a stock in pots: the season for this is March, and after they are grafted they should be placed on a gentle heat, where they will unite in a few weeks, and may then be hardened off, and treated as the parent plant.

The specimen for illustration was forwarded by Mr. Joshua Major, Landscape Gardener, Knosthorpe, near Leeds.



## MARANTA MICANS.

PLATE XLIX.—B.

"ALL hail, Bokhara, land of flowers!  
 Our prince moves proudly on;  
 He goes to glad thy sunny bowers,  
 He asks thy smile alone.  
 The waving cypress seeks his native groves,  
 The rising moon the firmament it loves."  
*The Rose Garden of Persia, L. S. Costello.*

NATIVE country Tropical America. Introduced in 1854.


Description. This is the smallest species in habit of the genus. It is a lovely little gem, having dark green foliage, with a white feathery shining stripe along the centre of each leaf. When well grown, and in perfect health, few plants have a more interesting appearance.

Culture. This genus requires great attention to keep in good health. The soil used should be very fibrous peat, with a few small pieces of charcoal intermixed, and abundance of silver-sand. The pot must



be rather small in proportion to the size of the plant, and the drainage always kept in good order by a thin layer of sphagnum moss between it and the soil. The plant should be placed on a shelf near to the glass, but carefully shaded from the sun.

Propagation. Side suckers with roots may be cut off carefully and potted in the proper compost, and placed on moist sand under a hand-light or small frame in the warmest part of the stove. Care should be taken to shade from sunlight till a fresh growth has taken place, after which gradually inure to bear the same treatment as the established plants.







DAPHNE MEZEREUM VARIEGATUM.







## DAPHNE MEZEREUM VARIEGATUM.

VARIEGATED MEZEREON.

PLATE L.

LEARN from birds and flowers, oh, man!

Virtues that may gild thy name;  
And their faults, if thou wouldst scan,  
Know thy failings are the same.

*Azz. Eddin Elmocadessi, translated by L. S. Costello.*

*Daphne mezereum*, although occasionally found wild in England is not considered to be a British plant. Linnæus named this species from *dais*, to burn, and *phone*, a noise, on account of its crackling when burning. Linnæus 8, order 1, natural order *Thymelaceæ*.

The different species are all handsome shrubs, dwarf in habit, and native of Italy, Austria, Spain, France, Switzerland, Siberia, China, England, Japan, Crete, and Jamaica.

*Daphne mezereum* blooms before it puts forth its leaves. As a welcome garden plant the *Daphne cneorum*, another species, a native of Austria, is a general favourite.

The present variety was raised from seed by Mr. Joshua Major, Landscape Gardener, Knosthorpe, Leeds. He says, "I first found it in 1856, amongst a quantity of seedlings in my grounds. Some of the branches were striped, others not; but my foreman was very particular in grafting only from variegated branches, consequently all the branches on the worked plants are distinctly striped." Mr. Howard can bear testimony to the truth of the last remark, for when he saw them last summer every leaf was most beautifully and regularly variegated.

Description. Like its parent this variety is a low bushy shrub, with ovate leaves, richly edged with pure white.

Culture. Requires a pure sandy dry loam, without any manure



mixed with it at any time. It does not thrive well near a smoky town or in wet soils.

Propagation. By grafting early in March. As the branches are small, the kind of grafting called saddle-grafting is the best for this beautiful plant. The method is first to shape the top of the stock like a wedge; then split the scion quite up the centre, and fit it upon the wedge-like top of the stock, making the bark of the stock and scion come in contact. Tie securely, and cover with grafting-clay or wax. It will not want much more attention until the scion commences growing.

The specimen for illustration was furnished by Mr. Major.

re  
is  
ck  
on  
nd  
or  
es





YUCCA FILAMENTOSA VARIEGATA.



# YUCCA FILAMENTOSA. VAR. VARIEGATA.

VARIEGATED FORTUNE'S ADAM'S NEEDLE.

PLATE II.

Look back, companions, and stir your eyes  
 Where fortune's rays are darted with wildness;  
 And let us bend what some emotions ride  
 Behind her face and charm of nature's beauty  
 Into the glorious whole—green, white, or brown—  
 A stately form before it might seem  
 The leader of the green in the world;  
 With sturdy, clear branches the flowing air;  
 Pure waters glide along their perfumed bed  
 As though the root gave them her essence rare;  
 The Myrtle-like leaves with her fragrant flowers  
 The laurel of the rose, pink, or white,  
 Oh! never, never—long as time shall last—  
 May children stir those heavenly scenes to dust,  
 Still may they in eternal splendour glow,  
 And be the Paradise as they are now!

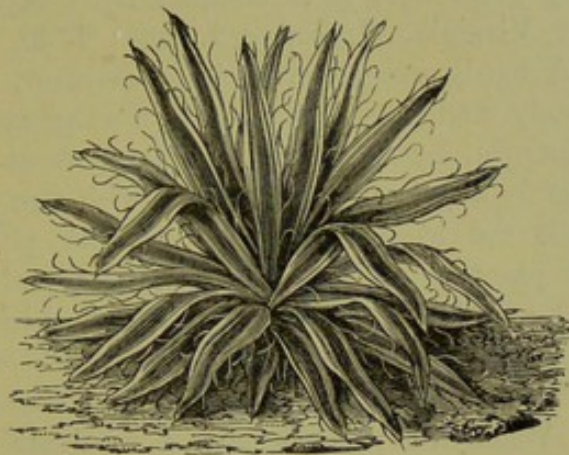
From the Great Garden of the East.

The green Yucca takes its name from its European name. Natural  
 to the Islands, Linnæus, 9.—Humboldt, 1.—Mongolian. Exceedingly  
 common everywhere, with the habit of palm trees.

The species, of which a variegated variety is here described, is an







# YUCCA FILAMENTOSA, VAR. VARIEGATA.

VARIEGATED THREADY ADAM'S NEEDLE.

PLATE LI.

"Look forth, companions, cast afar your eyes  
Where yonder many-coloured plain extends:  
Ah! in my breast what sweet emotions rise!  
Behold how each soft charm of nature blends  
Into one glorious whole,—grove, mead, or stream,—  
A fit abode for heroes it might seem!  
The tender silken grass invites the tread;  
With musky odour breathes the fanning air;  
Pure waters glide along their perfumed bed  
As though the rose gave them her essence rare;  
The lily-stalk bends with her fragrant flower,  
The lustre of the rose glads ev'ry bower.  
Oh! never, never,—long as time shall last,—  
May shadows o'er those beauteous scenes be cast!  
Still may they in eternal splendour glow,  
And be like Paradise, as they are now!"

*From the Shah Namah of Ferdusi.*

THE genus *Yucca* takes its name from its Peruvian name. Natural order *Liliaceæ*. Linnæus, 6.—*Hexandria*, 1.—*Monogynia*. Exceedingly handsome evergreens, with the habit of palm-trees.

The species, of which a variegated variety is here described, is an



especial favourite in gardens; but, although introduced nearly one hundred and fifty years ago, it is comparatively scarce.

Native country Virginia. Introduced about 1720.

Description. A hardy evergreen herbaceous plant, with long leaves rising from a woody root-stock. Each leaf has threads of its substance torn off at the margin, but persistent, holding on at the base. The colour of the leaf is a pale yellow, striped with two shades of green; the edges towards the base slightly tinged with pink.

Culture. This plant requires a well-drained sound loamy soil, with a little well-rotted cow-dung, and should be planted in the open border, as its beauty is spoiled if grown under the drip of trees or tall shrubs. A bed of it for a winter garden would be a striking object.

Propagation. When the plant attains a considerable size, it sends out side-offsets; these soon make roots for themselves, and may then be taken off close to the main stem, and planted in a shady border for a year, then planted in renewed soil in the place they are to remain permanently.

For the specimen illustrated my thanks are due to Mr. John Smith, Curator of the Royal Gardens, Kew.







CORDYLINE (DRACÆNA) INDIVISA.



# CORDYLINÉ (DRACENA) INDIVISA

UNDIVIDED CLUB PALM

PLATE III.

"To the heart of a man I told her  
And the verdant, sweetest rose,  
Growing soft on the blue bright slopes,  
Was lost in the happy air."

A. A. P. (Cordylé Indivisa)

*Cordyliné, Club Palm, (from Kerriple—a club.)* Native name, *Kerriple*, (Liliaceae.) Liliaceae, 2—Hemipalm, 1—Hemipalm.

Native country New Zealand.

Introduced by Messrs. J. and C. Lee, New Zealand, New Zealand, near London, in 1832.

Description. In its native country this plant attains the height of







# CORDYLINE (DRACÆNA) INDIVISA.

UNDIVIDED CLUB PALM.

PLATE LII.

"To the heart of a rose I told it;  
And the perfume, sweet and rare,  
Growing faint on the blue bright ether,  
Was lost in the balmy air."

A. A. P. (*Cornhill Magazine*.)

*Cordyline*, Club Palm, (from *Kordyle*—a club.) Natural order *Lily-worts*, (*Liliaceæ*.) Linnæus, 6.—*Hexandria*, 1.—*Monogynia*.

Native country New Zealand.

Introduced by Messrs. J. and C. Lee, Nurserymen, Hammersmith, near London, in 1852.

Description. In its native country this plant attains the height of




twenty feet. The stem is stout, erect, and undivided; on it the leaves grow in a regular and pleasing manner, attaining the length of five or six feet, and from six to nine inches in breadth. The colour is most remarkable—a rich bronzy green, the midrib being of a beautiful crimson brown colour, and having many red and white lines running parallel with it. The flowers are produced in a dense long spike, the side branches curving upwards; they are small, bell-shaped, and white in colour. This is a truly noble plant, suitable for a greenhouse or conservatory. As it is found at a high elevation above the sea, it may probably prove to be hardy enough to bear the open air in the south of England.

**Culture.** Soil, fresh fibry loam (from an upland pasture) two parts, leaf-mould one part, and sandy fibry peat one part, well mixed together with a liberal sprinkling of silver-sand, will form a compost in which this plant will grow well. Re-pot in March, taking care to drain well. Water moderately at first and through the winter, but plentifully when it is growing; and to keep the foliage bright, and clear from the red spider, use the syringe freely in summer. Place the plant out of doors from June to August in a sheltered place, where the winds cannot reach or tear the foliage. This plant belongs to the same genus as *Yucca*; treat it in a similar way, and it will grow as freely as that hard tribe.

**Propagation.** This plant occasionally sends up suckers from the bottom of the stem; as soon as the base of the suckers has become firm, it may be taken off, potted, and placed under a hand-light, or a gentle bottom-heat, until roots are emitted; then give air freely, and inure to bear the full light and air, and treat it the same as the established plant. When a plant has grown tall, and consequently has a long stem, and a number of plants are required, cut off the top and treat it as described above for a sucker; then cut the stem into short lengths, and plant the cuttings overhead in well-drained pans, placing them on a gentle bottom-heat. The top bud, or perhaps two, will send out shoots, and afterwards roots, and then form nice young plants in considerable numbers, as there are eyes to every leaf.

The stock of this plant is in the possession of Messrs. Lee, and they inform me that they have all been raised from seed; they have but one plant that has attained any size shewing the true character.







PTERIS CRETICA VAR. ALBO-LINEATA.



PTERIS CRETICA, VAR. ALBO-LINEATA.

PLATE LIII.


For an account of this genus see *Pteris argyrea*, page 75.

*Pteris cretica*, of Linnæus, Swartz, Willdenow, Hooker, Mohr, and J. Smith, is known also as the *Pteris semiterrestris* of Forsk., the *P.* of Wallich, *P. heterophyllus* of Poiret, *P. acris* of Swartz and Willdenow, *P. pentaphylla* of Willdenow, *P. serrata* of Thunberg, *P. ciliata* of Bory, *P. multifida* of Agardh, and *P. triphylla* of Martens and Gallicotti; the *P. heterophylla* of Hooker and Presille being also considered a variety of *P. cretica*.

This species is a native of various parts of India, including Ceylon, Nepal, Siam, Muscat, Punjab, Borneo, and Malacca; it grows at a height of six thousand feet above the sea. Also at Java, Ceylon, Looe, Sandwich Islands, Feejee Islands, London, New Guinea, Persia, South Africa, Arabia, Abyssinia, China, Java, and throughout the Caucasian provinces.

The present variegated variety has already obtained the synonymy of *var.* by some of the London Nurseries.







PTERIS CRETICA, VAR. ALBO-LINEATA.

PLATE LIII.

For an account of this genus see *Pteris argyræa*, page 75.

*Pteris cretica*, of Linnæus, Swartz, Willdenow, Hooker, Moore, and J. Smith, is known also as the *Pteris semiserrata* of Forskal, the *P. læta* of Wallich, *P. heterophyllus* of Poirét, *P. serraria* of Swartz and Willdenow, *P. pentaphylla* of Willdenow, *P. nervosa* of Thunberg, *P. vittata* of Bory, *P. multiaurita* of Agardh, and *P. triphylla* of Martens and Galleotti; the *P. stenophylla* of Hooker and Greville being also considered a variety of *P. cretica*.


This species is a native of various parts of India, including Calcutta, Nepal, Simla, Mussoorie, Punjaub, Boutan, and Sikkam-Himalaya, (at a height of six thousand feet above the sea.) Also of Java, Ceylon, Luzon, Sandwich Islands, Feejee Islands, Loochoo, Mexico, Guatemala, Persia, South Africa, Arabia, Abyssinia, Corsica, Crete, Nice, and Siberia—in the Caucasian provinces.

The present variegated variety has already obtained the synonyme of *bicolor* by some of the London Nurserymen.





DIOSCOREA DISCOLOR.



## DISCOPREA DISCOLOR.

THE DISCOPREA YAK.


PLATE LIV.


And there are some great things in life that fall away with the rest,  
And of all best things upon earth, I hold there is but one in the best  
For a man, Will is a thingy thingy, it brings and we bleed and sweat,  
The shadow falls at the house, and the dark runs into the heart,  
And what's Love is a thingy thingy, and however he has it, or not,  
There's a way a man has lived to show the truth of that truth on his lip,  
But never was any man yet, as I was, to be chosen as he was,  
That has lived what a man lived in, Will, and what's that Willing way.

And that one thing more or less to a man that comes to be,  
While I do looking upon it, as a kind of the best of the best,  
The house about, and making way for a kind of a house, and  
The house about, and make it, and make it, and make it, and make it,  
The house about, and make it, and make it, and make it, and make it,

And I know, (who knows?) the difference of the best of the best,  
And, and, and, and, and, and, and, and, and, and, and, and, and, and,  
And, and, and, and, and, and, and, and, and, and, and, and, and, and,  
And, and, and, and, and, and, and, and, and, and, and, and, and, and,  
And, and, and, and, and, and, and, and, and, and, and, and, and, and,







## DIOSCOREA DISCOLOR.

TWO-COLOURED YAM.

PLATE LIV.

"Ah, there are some good things in life, that fall not away with the rest,  
And of all best things upon earth; I hold that a faithful friend is the best.  
For woman, Will, is a thorny flower: it breaks, and we bleed and smart:  
The blossom falls at the fairest, and the thorn runs into the heart.  
And woman's love is a bitter fruit; and, however he bite it, or sip,  
There's many a man has lived to curse the taste of that fruit on his lip.  
But never was any man yet, as I ween, be he whosoever he may,  
That has known what a true friend is, Will, and wish'd that knowledge away.

\* \* \* \* \*

And just one failure more or less to a life that seems to be,  
(While I lie looking upon it, as a bird on the broken tree  
She hovers about, ere making wing for a land of lovelier growth,  
Brighter blossom, and purer air, somewhere far off in the south.)

\* \* \* \* \*

Surely I knew, (who better?) the innermost secret of each  
Bird, and beast, and flower. Failed I to give to them speech?  
All the pale spirits of storm, that sail down streams of the wind,  
Cleaving the thunder-cloud, with wild hair blowing behind;



All the soft seraphs that float in the light of the crimson eve,  
 When Hesper begins to glitter, and the heavy woodland to heave:  
 All the white nymphs of the water that dwell 'mid the lilies alone:  
 And the buskin'd maids for the love of whom the hoary oak trees groan;  
 They came to my call in the forest; they crept to my feet from the river;  
 They softly look'd out of the sky when I sung, and their wings beat with  
 breathless endeavour.

\* \* \* \* \*

Nature takes no notice of those that are coming or going.  
 To-morrow make ready my grave, Will. To-morrow new flowers will be  
 blowing."

Owen Meredith, (Cornhill Magazine.)

*Dioscorea*, Yam, (after P. Dioscorides, a Greek physician.) Natural order Yamworts, (*Dioscoreaceæ*.) Linnæus, 22.—*Dicecia*, 6.—*Hexandria*.

Native country South America.

Introduced about 1820, by whom not known.

**Description.** An interesting herbaceous stove climbing perennial, with handsome leaves variously coloured with several shades of green, and having a pale glaucous stripe on each side of the midrib; the under side of a purplish crimson. The plant is tuberous rooted, bearing inconspicuous green flowers. In summer the foliage is very handsome. It is well worthy of cultivation wherever there is a stove.

**Culture.** This plant delights in plenty of room, and a light rich, sandy compost of fibry loam, sandy peat, and leaf-mould, with plenty of river or silver-sand mixed throughout the whole. It displays its many-hued foliage to greater advantage if trained round a balloon-shaped trellis. Re-pot just as the tubers begin to send forth their young shoots in the spring, and if they are placed on a tan-bed for a short time after being re-potted, the shoots will then grow rapidly, and make a good display of fine foliage during the ensuing summer. During the growing season give plenty of water, but as the shoots decay in the autumn, gradually reduce the quantity; in the winter keep the soil moderately dry.

**Propagation.** As this is a tuber-bearing plant, it is easily increased by division of the tubers at the time of potting in the spring, and treating them as the old plant.

The specimen for illustration was furnished by Mr. Cooling, of Derby.







MARANTA ALBA-LINEATA.

LV

## MARANTA ALBA LINEATA

PLATE 17.

"O'er a garden spot and low  
 And bright with flowers, it grows,  
 And o'er the garden wall it shows  
 Its high, far-reaching tower."

The channel's silent tongue is hushed  
 Their thousand blossoms well,  
 And hither comes the winter wind  
 Her tale of love to tell."

This elegant, low plant was introduced into England from the  
 tropics in the year 1855, and is consequently a new plant.

In general appearance this plant somewhat resembles the *Maranta*  
*altissima*, already described in this work (see page 77, Plate XXXVIII.)

The leaves are a rich green, covered with conspicuous white stripes.

*M. albolineata* attains the height of twelve inches, and when well  
 grown is an excellent exhibition plant.

It requires the same treatment as that for *M. regalis*.

My thanks are due to Messrs. Rolleston, of Tooting, and Messrs.  
 Vetch, of Chelsea, for plants of this species.





## MARANTA ALBA-LINEATA.

PLATE LV.

"OURS is a garden, green and fair,  
And bright with flowers, in June;  
And spicy shrubs waft odours there  
To the high harvest moon.

The chesnut's solemn boughs disclose  
Their thousand blossoms well;  
And hither comes luxuriant rose,  
Her tale of love to tell."

THIS charming leaved plant was introduced into England from the tropics, in the year 1848, and is consequently a stove plant.

In general appearance this plant somewhat resembles the *Maranta vittata*, already described in this work, (see page 77, Plate XXXVIII.)

The leaves are a rich green, covered with conspicuous white stripes.


*M. alba-lineata* attains the height of twelve inches, and when well grown is an excellent exhibition plant.

It requires the same treatment as that for *M. regalis*.

My thanks are due to Messrs. Rollisson, of Tooting, and Messrs. Veitch, of Chelsea, for plants of this species.











TUSSILAGO FARFARA FOLIIS-VARIEGATIS.

## TUSSILAGO FARFARA FOLIIS VARIEGATIS.

THE VARIEGATED-LEAVED COLT'S-FOOT.

PLATE LVI.

How happily, how eagerly the flowers die away!  
 Oh, could we but return to earth as easily as they!  
 Just live a life of sunshine, of innocence and bloom,  
 Then drop without decay, or pain, into the tomb!

The gay and glorious children they declare "and our spirit"  
 Yet, lo! when death's summons they've all approved in;  
 The poets are in their hands, but daisy poems more bright  
 Than ever were of eastern queen collected with light.

The young righteous, creature! their pleasure never pall,  
 Nor live in sweet contentment, because so free to all!  
 The dew, the showers, the sunshine, the balmy breeze all,  
 Spend nothing of their freshness, though all may freely share.

Miss Butler.

A HARDY herbaceous perennial. A native of Great Britain, growing in moist waste places, especially in a clayey soil. The name derived from *tussis*, a cough, because of its supposed property of allaying coughs. Natural order *Compositæ*, *Asteraceæ*, *Linnaeus 19.*—*Synonyma*, 2.—*Superflua*.

A yellow-flowering plant, blooming in March. The flower-stalks spring directly from the roots, and are covered with scale-like bracts, and bear each a single yellow flower, with numerous narrow rays. The leaves, which do not make their appearance until the flowers have withered, are roundish heart-shaped, obtuse, and divided, and are covered with cottony down or white pubescence above, and more so usually beneath.

The thick cottony substance of the leaves, which is impregnated with saltpetre, forms an excellent tinder.





## TUSSILAGO FARFARA FOLIIS VARIEGATIS.

THE VARIEGATED-LEAVED COLT'S-FOOT.

PLATE LVI.

How happily, how happily the flowers die away!  
 Oh, could we but return to earth as easily as they!  
 Just live a life of sunshine, of innocence and bloom,  
 Then drop without decrepitude, or pain, into the tomb!

The gay and glorious creatures! they neither "toil nor spin;"  
 Yet, lo! what goodly raiment they're all apparelled in;  
 No tears are on their beauty, but dewy gems more bright  
 Than ever brow of eastern queen endiadem'd with light.

The young rejoicing creatures! their pleasures never pall,  
 Nor lose in sweet contentment, because so free to all!  
 The dew, the showers, the sunshine, the balmy, blessed air,  
 Spend nothing of their freshness, though all may freely share.

Miss Bowles.

A HARDY herbaceous perennial. A native of Great Britain, growing in moist waste places, especially in a clayey soil. The name derived from *tussus*, a cough, because of its supposed property of allaying coughs. Natural order *Compositæ*, (*Asteraceæ*,) Linnæus 19.—*Syngenesia*, 2.—*Superflua*.

A yellow-flowering plant, blooming in March. The flower-stalks spring directly from the roots, and are covered with scale-like bracts, and bear each a single yellow flower, with numerous narrow rays; the leaves, which do not make their appearance until the flowers have withered, are roundish heart-shaped, angular, and toothed, and are covered with cottony down or cobweb pubescence above, white and woolly beneath.


The thick cottony substance of the leaves, when impregnated with saltpetre, forms an excellent tinder.



The present variety is variegated green and white, some leaves being almost entirely white.

The roots are fibrous, with long fleshy and creeping underground stems, which, when divided from the plant, make fresh plants readily.

The specimens for illustration was kindly sent me by Mr. Cooling, Nurseryman, Derby.







HEDERA HELIX VARIEGATA.



## HEDERA HELIX.

THE HEDERA HELIX.

PLATE VII.

There's a leafy thought to mark the hour,  
 As the sunbeams in light away  
 By the opening and the closing flower  
 That mark the summer's day.  
 Oh, let us live, as that flower by day,  
 Opening in love, and close  
 A flower still for the summer day,  
 A flower in the summer day.

The Flower.


Hedera, the word given to Ivy by Linnaeus, appears to be derived from the Celtic word *heda*, signifying a cord, in allusion to the uses of the Ivy.

Natural order *Lythraea* (*Arctostaphylos*) *Lamiales*, *Ericaceae*, order 1.—*Monogynia*.

There are several kinds of Ivy, which are much esteemed for climbing buildings and trees, and for giving an air of antiquity to a place. They are also useful in domestic uses, as covering the ground with







## HEDERA HELIX.

THE VARIEGATED-LEAVED IVIES.

PLATE LVII.

'T WAS a lovely thought to mark the hours,  
As they floated in light away,  
By the opening and the folding flowers  
That laugh to the summer's day.

Oh! let us live, so that flower by flower,  
Shutting in turn, may leave  
A lingerer still for the sunset hour,  
A charm for the shaded eve.

*Mrs. Hemans.*

HEDERA, the name given to Ivy by Swartz, appears to be derived from the Celtic word *hedra*, signifying *a cord*, in allusion to the stem of the Ivy.

Natural order Ivyworts, (*Araliaceæ*), Linnæus, 5.—*Pentandria*, order 1.—*Monogynia*.

There are several kinds of Ivy, which are much esteemed for clothing buildings and trees, and for giving an air of antiquity to a place. They are also useful in shady situations, in covering the ground with



a green or variegated carpet, in localities where nothing else will grow.

The group of Ivies figured need not be described further than by reference to the plate:—No. 1.—*Hedera latifolia maculata*. 2.—*H. Hibernica foliis-variegata*. 3.—*H. helix maculata*. 4.—*H. New silver edge*. 5.—*H. Gold stripe*. 6.—*H. elegantissima*. 7.—*H. Old silver edge*.

The above are all hardy evergreen climbers, except under extraordinary circumstances, as for instance, the intense cold of Christmas, 1860, when 40° of frost played sad havoc amongst them. Even the common English Ivy became all but deciduous in this neighbourhood, as indeed also did the Common Holly.

Propagation by cuttings, on a north border in sandy soil, kept moist in autumn.

The Common Ivy, (*Hedera helix*), will grow to the height of forty feet and upwards, and has sometimes a stem of great thickness. At Brockley Hall, Somersetshire, one has a stem twelve inches in diameter; at Morpeth another has a girth of one foot seven inches; at Gigean, near Montpellier, De Candolle describes one six feet in circumference at the base, covering seventy-two square yards, and being four hundred and thirty-three years old. Near Fountain's Abbey is an Ivy, the stem of which is two feet three inches in girth.

The Ivy varies considerably in its habit at different periods of its growth, as it does also in the shape of its leaves. When young it has a brittle, climbing, rooting stem, with alternate three or five-lobed leaves, which in winter, with its rich dark shading on a brilliant deep green leaf, adds greatly to the beauty of the plant. As the plant increases in size, the lobes of the leaves become wider, and the stem less brittle. Opposite the leaves are pushed forth tufts of fibrous roots, which must not be confused with the tufted fibres, by the aid of which the plant clings to its support; the latter are produced from all parts of the stem nearest to the wall, or other support to which it is clinging; and it is worthy of remark that if the branches are crawling on the ground, these fibres are invariably absent.

When Ivy has reached the summit of its support, it undergoes a change in habit, its climbing character ceases, and in lieu, erect branches of tufted foliage are produced devoid of roots or tendrils, and the form of the leaf is changed from the palmate to a lengthened oval shape; it then forms a bush two or three feet in height, surmounted by abundance of branches of interesting greenish flowers, each flower furnished with a separate stalk, consisting of five green petals, five stamens, and one pistil. The blooming time is October, and by Christmas ripe berries take the place of flowers. The flowers are much esteemed by many kinds of flies, wasps, bees, and some butterflies; and the



berries supply food for blackbird, thrush, and wood-pigeon.

The Ivy is a tree of great repute amongst the ancients. Bacchus had his brows and spear decked with it; the people of Thrace adorned their armour with its leaves; the Grecian priests presented newly-married couples with an Ivy wreath; and in the mythology of the Greeks and Romans an Ivy crown was the highest prize awarded to a successful poet.

Ivy is at the present day used with Holly in the decoration of our churches at Christmas.


It is worthy of remark that Ivy does not grow wild either in America or Australia. In Asia Minor, about Smyrna, it is very common.

For the illustrations my thanks are due to Messrs. Paul, Jun., Cheshunt.



The History of the County of Middlesex, from the earliest times to the present, in a series of letters to a friend, by John Stow, Esq. of the Middle Temple. The second edition, corrected and enlarged. By John Stow, Esq. of the Middle Temple. London, Printed by J. Stow, at the Sign of the Sun in St. Dunstons Church, 1687.

The County of Middlesex, being one of the most fertile and populous in England, is bounded on the north by the County of Northampton, on the east by the County of Essex, on the south by the County of Surrey, and on the west by the County of Kent. It is divided into four parts, viz. the City of London, the Liberty of the City of London, the Liberty of the County of Middlesex, and the Liberty of the County of Surrey. The City of London is the most populous and the most fertile, and is the seat of the Government. The Liberty of the City of London is the most fertile and the most populous, and is the seat of the Government. The Liberty of the County of Middlesex is the most fertile and the most populous, and is the seat of the Government. The Liberty of the County of Surrey is the most fertile and the most populous, and is the seat of the Government.







ECHITES NUTANS.



## ECHEVERIA NUPANS.

MADE IN U.S.A.

Her voice, the rustle and earth is stirring  
 A voice that calls her own  
 When the white fall is falling glowing  
 Flashes from the dark dark sea  
 When her soul moves the leaves rustle  
 Like an old leaf of paper and stone  
 And the wide heart, her own - is ready  
 Is gay with laughter and song  
 And with the spring air  
 She is all fragrance, earth all song

Alfred Mitchell, The Monthly, April, 1931.

Although this plant has been in cultivation for more than a dozen years, and may now be obtained very cheaply from any of the leading Nurserymen, yet it is very seldom met with in our gardens, and still more rarely do we see well-grown specimens. It is a plant of







## ECHITES NUTANS.

PLATE LVIII.

SHE comes, she comes! and earth is shewing  
 "A resurrection 'neath her eyes;  
 Where her white foot is falling, glowing  
 Flowers from the dead, dark soil arise:  
 Where her hand waves, the forest quickly  
 Puts on its cloak of leaves and bloom,  
 And the wide heath, late dun and sickly,  
 Is gay with celandine and broom,  
 And still, as glides fair Spring along,  
 Heaven is all fragrance, earth all song.

*Nicholas Michell, New Monthly Mag., April, 1861.*

ALTHOUGH this plant has been in cultivation for more than a dozen years, and may now be obtained very cheaply from any of the leading Nurserymen, yet it is very seldom met with in our gardens, and still more rarely do we see well-grown specimens. *Echites nutans* is a plant,



which, as our German friends would say, is "very grateful" for any attention bestowed upon it; in fact it is one of those plants, which, if properly cultivated, becomes a really charming object, but if neglected, on the contrary, it is almost as worthless as a weed. Under the treatment specified below, the leaves of this *Echites* are brightly-coloured, and as beautiful as those of the *Anæctochilus* family.


The name *Echites* is derived from *echis*, a viper, in allusion to the twining habit of the genus. It belongs to the natural order *Apocynaceæ*, and, according to the system of Linnæus, to *Pentandria*, *Monogynia*.

Description. *Echites nutans* is a milky-juiced climbing plant, with opposite lanceolate leaves, which are generally not more than three inches in length and one in width. They are upon the young and healthy shoots, of a dark green colour, beautifully reticulated with a net-work of crimson veins. The plant very rarely produces its blossoms, in fact there is not an instance of its having flowered in this country. It is well worthy of cultivation on account of its foliage.

Culture. The only way to obtain good specimens is by potting several young plants together in a peaty soil, and plunging the pot under a hand-glass in a strong hot-bed, where the temperature is not less than 85°. The foliage should never be washed with the syringe, or in watering, but the atmosphere around must be kept as moist as possible. Under these circumstances the shoots will grow rapidly, and should be trained to a wire balloon-shaped trellis. Young plants should be raised every season, as if allowed to become old the leaves get large and coarse, are widely separated on the stem, are yellowish green in colour, losing their crimson veining.

Propagation. This is a most difficult plant to strike by cuttings; but if the thick fleshy roots be cut into pieces of an inch or two in length, these make plants freely, especially if placed on a strong bottom-heat.

The illustration is from a specimen sent by Mr. Veitch, of Chelsea.







CISSUS PORPHYROPHYLLUS.



## CISSUS PORPHYROPHYLLUS.

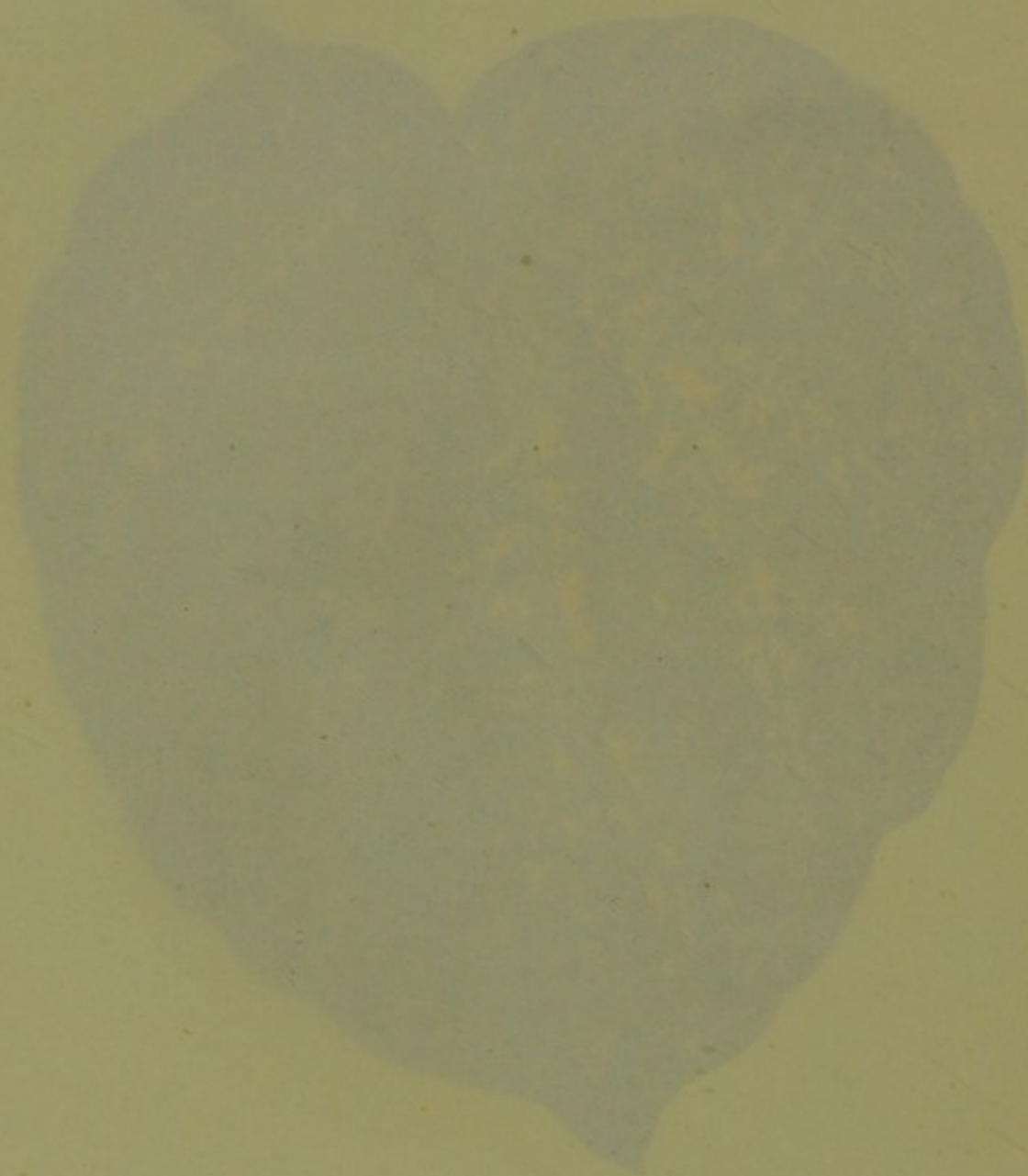
PLATE LIX.

This would be its flower, midst tropical woods,  
 Looking up to the sun with delight,  
 As the leaves from the ground, from the shelter of rocks,  
 To light and heat rise of the night.

This fine climber was discovered in India by Mr. Thomas Lobb, the eminent traveller for Messrs. Vatch.

Description. A stout climber, with slender stems, rooting at the joints, and producing heart-shaped leaves, about five inches long, of a brilliant emerald green in the young stages of growth, changing as they become older to a rich purplish green. The leaves are convex, and being also longitudinally ribbed, with the rib depressed, the entire richly-shaded surface is thrown to much advantage; the under surface is purple, and along the course of the veins on the upper surface are irregular, angular, livid, or pale pink streaks or blotches. *Cissus por-*







## CISSUS PORPHYROPHYLLUS.

PLATE LIX.

THE world has its flowers, 'midst troublesome weeds,  
Looking up to the sun with delight;  
Having sprung from the ground, from the smallest of seeds,  
To drink the sweet dews of the night.

L.

THIS fine climber was discovered in India by Mr. Thomas Lobb, the eminent traveller for Messrs. Veitch.


Description. A stove climber, with slender stems, rooting at the joints, and producing heart-shaped leaves, about five inches long, of a brilliant emerald green in the young stages of growth, changing as they become older to a rich purplish green. The leaves are convex, and being also longitudinally ribbed, with the rib depressed, the satiny richly-shaded surface is shewn to much advantage; the under surface is purple, and along the course of the veins on the upper surface are irregular, angular, livid, or pale pink fleaks or blotches. *Cissus por-*



*phyrophyllus*, although handsome, is not equal in beauty to *C. discolor*, and of much slower growth.

Culture. Soil, a combination of peat, loam, and leaf-mould in equal parts, will grow this plant well. It is a species that will strike very freely from cuttings of the young wood.

The specimen for illustration was kindly forwarded by Messrs. Veitch, of the Exotic Nurseries, Chelsea.







ALOCASIA METALLICA.



## ALUMINA METALLICA.

PLATE 10.


ALUMINA METALLICA is a white, crystalline substance, which is found in nature in the form of a mineral, and is also produced artificially. It is a very hard substance, and is used in the manufacture of porcelain, and in the production of light. It is also used in the manufacture of glass, and in the production of various other articles. The following are some of the principal uses of ALUMINA METALLICA:

1. In the manufacture of porcelain.
2. In the production of light.
3. In the manufacture of glass.
4. In the production of various other articles.

ALUMINA METALLICA is a very hard substance, and is used in the manufacture of porcelain, and in the production of light. It is also used in the manufacture of glass, and in the production of various other articles. The following are some of the principal uses of ALUMINA METALLICA:

1. In the manufacture of porcelain.
2. In the production of light.
3. In the manufacture of glass.
4. In the production of various other articles.







## ALOCASIA METALLICA.

PLATE LX.

THE earth being studded with choicest of flowers,  
 Whose beauties are grand to behold,  
 Refresh'd by the sweetest, most genial of showers,  
 Their charms one by one will unfold!  
 But the richest and brightest that nature gives birth,  
 Can never compare with THEE!—FLOWER of the earth.

The sky has its spangling of stars without number,  
 That twinkle and shine in the night,  
 Till clouds draw a curtain, and bid them to slumber,  
 Conceal'd from our wondering sight!  
 Yet the richest and brightest pass unheeded, for why?  
 They can never compare with THEE!—STAR of the sky.

The ocean has treasures of stars and of flowers,  
 Whose beauties are hid from above,  
 Entwined in the gardens of waters, in bowers,  
 The emblems of truth, and of love!  
 Yet the richest and brightest, whatever they be,  
 They can never compare with THEE!—PEARL of the sea.

The earth has its flower, and the sky has its star,  
 The ocean its pearl, to admire,  
 But, oh, what are these gems, whether near or afar,  
 To beauty that love doth inspire!  
 For the richest and brightest would fade and look sere,  
 Compared with the GEM that the heart holds so dear.

L.



THIS is one of the most beautiful and distinct plants which has been imported into this country for many years. It is a native of Borneo, and was discovered by Mr. Hugh Low, Jun., during an expedition to the Kina Baloo Mountain, and sent to Messrs. Low and Co., the well-known Nurserymen of Clapton, near London.

It is a member of the *Arum* family, (*Aroideæ*,) which produces so many plants remarkable for the size, form, or colouring of their foliage. According to the Linnæan arrangement it belongs to the class *Monœcia*, order *Monandria*.

Description. This beautiful *Alocasia* is a stemless plant, producing many peltate, fleshy, shining leaves, of a somewhat ovate form, from sixteen to twenty inches in length, and from twelve to sixteen inches in width. The leaves are of a purple colour on the under side, while the upper surface is of a metallic coppery-red lustre, which is very variable in tint, and as it is very glossy, it reflects the light, and produces different shades of colour quite impossible to describe by the pen, or to reproduce by the pencil. Like the chameleon, this plant appears of a different colour according to the point of view from which it is seen,—red, blue, or purple tints follow each other upon the bronzy surface as the sunshine falls upon the plant, producing an effect which is perfectly gorgeous. The inflorescence is enclosed in a whitish spathe, which is tinted with a rosy blush, as are also the petioles, or stems supporting the leaves. This plant is perfectly unique in its beauty, for there is nothing in the whole vegetable world which can rival it.

Culture. The soil in which it succeeds best is a compost of very rough fibrous peat, mixed with a little well-decayed leaf-mould, and a plentiful supply of sharp silver sand. The pots should be well drained, for, although this plant likes to be freely watered while it is growing rapidly, yet nothing is so injurious to it as water stagnating about the roots. While young it should be grown under a hand-glass, with the pot plunged in bottom-heat of about 83° or 85°. The atmosphere in which it is grown should be kept very moist, especially during spring and early summer. It must be shaded from direct sunshine.

Propagation. It is to be feared that there is no mode of increasing this glorious plant except by the slow process of parting; still as it makes offsets very freely, we may hope to see it in general cultivation before very long. It is certain to command admiration wherever seen.



## ADDENDA.

---

THERE are many beautiful foliaged plants that have not been described and figured in the present work, owing to its limited size. It is therefore desirable to give at least a brief notice of those that are worthy of cultivation, and although the present lists may in some respects be imperfect, nevertheless they will be found exceedingly useful to those who take an interest in "Beautiful Leaved Plants."

"Consider the lilies of the field, how they grow; they toil not, neither do they spin; and yet I say unto you, that even Solomon in all his glory was not arrayed like one of these."

ST. MATTHEW, Chap. vi, 28, 29.

---

## HARDY AND HALF-HARDY PLANTS.

*Achilla millefolium foliis-variegatum*.—A very pretty, hardy, herbaceous plant, bearing a white flower.

*Aconitum Napellis foliis-variegatus*.—A tuberous-rooted, poisonous, hardy, herbaceous plant, with white flowers; growing three to four feet high.

*Acorus gramineus variegatus*.—A very pretty, herbaceous, grey-leaved plant from China, growing about eight inches high.

*Ægopodium podagraria variegata*.

*Agapanthus umbellatus variegatus*.—An interesting half-hardy plant, with blue flowers. From the Cape. Two feet high.

*Agave Americana variegata*.—A noble half-hardy Aloe from South America, throwing up a flower-spike to the height of ten to sixteen feet.

*Ageratum coelestinum foliis-variegatum*.—A half-hardy annual, growing about one foot.



- Agrimonia odorata variegata*.—Hardy herbaceous plant, with yellow flowers.
- Agrostis colorata variegata*.
- Agrostis vulgaris foliis-variegatus*.
- Ajuga rubra variegata*.
- Ajuga rubra fol. alba maculata*.
- Ajuga rubra fol. purpurescens*.—Hardy perennials. About one foot.
- Aira cæspitosa fol. variegata*.—A variegated British grass.
- Alyssum saxatile fol. var.*—One of the prettiest evergreen garden shrubs in cultivation, bearing very sweet-scented white flowers, growing about one foot high.
- Angelica sylvestris fol. var.*, (syn. *Apium sylvestris*.)—A water-side perennial plant.
- Antirrhinum flore-pleno variegatum*.—Hardy perennial, with flesh-coloured flowers, growing about one foot high.
- Antirrhinum fol. var.*, *aurea*.
- Apium graveolens*, (Celery.)
- Arabis alpina fol. var.*, (syn. *A. albida*.)
- Arabis præcox*.—A very pretty hardy perennial trailer, bearing white flowers; well adapted for rockwork.
- Arabis lucida fol. var.*, (syn. *Lepidium variegatum*.)
- Arabis mollis fol. var.*
- Arabis procurrens*.
- Aristotelia Macqui-variegata*.—A sub-evergreen tree, well suited for a poor dry soil. Ten to sixteen feet high.
- Artemisia vulgaris variegata*.
- Artemisia vulgaris variegata aurea*.—Hardy herbaceous perennials, growing about two feet high.
- Arum Italicum fol. var.*—Hardy herbaceous perennials.
- Arum maculatum fol. var.*
- Arundo phragmitis*. (The Ribbon Grass.)
- Arundo Donax versicolor*.—Should have a little protection during winter.
- Arundo Mauritanica*.
- Asclepias vincitaxicum variegata*.—A very pretty North American, hardy, herbaceous plant.
- Aspidistra lurida fol. var.*—A hardy herbaceous perennial from Japan, more curious than ornamental. Should be slightly protected in bad weather.
- Astrantia minor fol. var.*—Hardy herbaceous perennials from Switzerland.
- Aucuba Japonica*, (Spotted Laurel).—A very handsome, hardy ornamental shrub, used extensively for potting to stand in town windows and balconies; it is a plant that will do admirably in the smoke of London.



*Ballota nigra.*

*Berberis vulgaris fol. var.*

*Barbarea vulgaris fol. var.*—A natural hardy herbaceous plant.

*Bellis perennis fol. var.*, (Belgian Daisies.)—This is a class of plant that deserves more general cultivation. There are a number of varieties, having different shades in the variegation. We are indebted to M. Van Houte, of Ghent, for the introduction of the variegated varieties.

*Betonica officinalis fol. var.*

*Cacalia suaveolens fol. var.*—A North American, hardy herbaceous plant.

*Calamagrostis arundinacea fol. var.*, (Syn. *Phalaris elegantissima*.)

*Calystegia sepium fol. var.*, (Variegated Bearbind.)—A very pretty hardy, deciduous climbing plant.

*Canna Indica fol. var.*, (Indian Shot.)—Very pretty, half-hard.

*Canna zebrina.*—Herbaceous plants; much used in the neighbourhood of London, in flower gardens.

*Carduus marianus fol. var.*, (Milk Thistle.)—A very handsome hardy garden species.

*Carex Japonica fol. var.*, (syn. *C. muricata*, *C. riparia fol. var.*)

*Centaurea candidissima*, (syn. *C. argentea*.)—A half-hardy evergreen shrub. Canada.

*Centaurea dealbata.*—Hardy herbaceous plant, two feet high.

Caucasus.

*Centaurea gymnocarpa.*—Half-hardy.

*Centaurea nigra fol. var.*

*Centaurea ragusina.*—Very pretty, half-hardy, evergreen shrub; yellow. Candia.

*Chelidonium majus fol. var.*—A deadly poisonous, hardy herbaceous plant.

*Cheiranthus cheiri fol. var.*—Half-hard evergreen. Will stand a mild winter.

*Chrysanthemum Indicum fol. var.*, (Conqueror.)

*Chrysanthemum Indicum pompon variegatum.*

*Chrysanthemum Indicum*, (Queen of England.)

*Chrysanthemum leucanthum fol. var.*

*Cineraria maritima fol. argentea.*—A very pretty plant, used extensively for edging border flowers, and for ribbon beds.

*Cobæa scandens fol. variegata.*—A very pretty, half-hardy, evergreen climber, from Mexico.

*Colchicum autumnale fol. var.*, (the Variegated Common Meadow Apron.) Britain.

*Comarum palustre fol. var.*—Hardy herbaceous plant. Britain.



- Comesperma variegata*.—Half-hardy greenhouse evergreen, from Australia.
- Convallaria majalis fol. var.*
- Convallaria majalis fol. alba-marginata.*
- Convallaria polygonatum fol. var.*, (Solomon's Seal.)
- Convallaria Sieboldi fol. variegata*, (syn. *C. angustifolia*.)—Hardy herbaceous perennials. Britain.
- Convolvulus encorum fol. argentinum*.—Half-hardy.
- Coronilla elegans fol. var.*—Half-hardy.
- Dactylis glomerata fol. var.*
- Dahlia fol. var.*—Half-hardy.
- Duringea celesioides fol. var.*, (syn. *D. Amhursti*.)
- Dianthus barbatus fol. var.*
- Dianthus Japonicus Heddewigi fol. var.*
- Dianthus plumarius fol. var.*—Hardy herbaceous perennials.
- Diplotaxis tenuifolia fol. var.*, (syn. *Brassica erucoides*, *Allysum dentatum*.)
- Elymus arenarius glaucus.*
- Epilobium hirsutum fol. var.*—Hardy herbaceous perennials. Britain.
- Erythronium Dens canis rubrum*.—Hardy herbs; very handsome.
- Erythronium Dens canis albidum*.—Early spring garden flowers.
- Euphorbia dulcis fol. versicolor.*
- Euphorbia marginata.*
- Farfugium grande*.—Half-hardy.
- Festuca glauca*.—A very fine edging plant.
- Festuca variabilis.*
- Fragaria Chilensis fol. var.*
- Fragaria fol. var. aurea.*
- Fragaria fol. var. maculata*.—A very handsome rock plant.
- Fritillaria imperialis fol. var.*, (Crown Imperial.)—Persia.
- Fuchsia corymbiflora fol. var.*—Half-hardy.
- Fuchsia globosa fol. var.*—Half-hardy.
- Fuchsia gracilis fol. var.*—Half-hardy.
- Fuchsia maculata*.—Half-hardy.
- Funkia alba-marginata.*
- Funkia cuculata fol. viride marginata.*
- Funkia Japonica cordata fol. var.*
- Funkia ovata fol. var.*
- Funkia undulata fol. var.*—A magnificent class of plants, deserving more extensive cultivation.
- Galeobdolon luteum fol. var.*
- Geranium macrorrhizum fol. var.*—Half-hardy.
- Geranium pratensis fol. var.*



- Glechoma hederacea* fol. var. *alba lineata*.  
*Glechoma hederacea* fol. var. *aurea maculata*.  
*Glechoma hederacea* fol. var. *aurea marginata*.  
*Glechoma hederacea* fol. *rubra*.  
*Habrothamnus elegans* fol. var.—Half-hardy.  
*Hedera Hibernica* fol. *aurea*.  
*Hedera* fol. *argentea*.  
*Hedera latifolia* *maculata*.  
*Hedera helix* *maculata*.  
*Hedera helix elegantissima*, (*tricolor*.)  
*Hedera helix* fol. *aurea sulphurea*.  
*Helianthus vulgaris* fol. var.  
*Hesperis arabidefolia* fol. var., (syn. *Limaria albiflora*.)  
*Heliotropium aucubæfolium*.  
*Hemerocallis fulva* var.—Hardy herbaceous plant.  
*Hieracum maculatum*.  
*Hieracum pilosella* fol. var.  
*Humulus lupulus* fol. var. (The Hop.)—Hardy perennial climber.  
 Britain.  
*Hydrangea* fol. *elegantissima*.  
*Hydrangea* fol. var. *aurea*.  
*Hydrangea Japonica* fol. var.  
*Hydrangea Japonica* fol. var. *aurea superba*.  
*Hydrangea Japonica* fol. var. *striata*.—A very handsome class of hardy deciduous shrubs.  
*Hypericum humifusum* fol. var.  
*Iberis* fol. var.  
*Iris foetidissima* fol. var.  
*Iris marmorata* fol. var.  
*Iris pseud-acorus* fol. var.  
*Jasminum azoricum* fol. var.—Half-hardy.  
*Juncus conglomeratus* fol. var.  
*Kennedya bimaculata* fol. var.—A very pretty climber.  
*Koniga* fol. var.—Half-hardy.  
*Lamium album* fol. var.  
*Lamium album* fol. var. *tricolor*.  
*Lamium maculata* fol. *alba*.  
*Lamium maculata* fol. *rubra*.  
*Leontodon taraxacum* fol. var.  
*Lilium candidum* fol. var.  
*Lilium candidum* fol. var. *striata*.  
*Linaria cymbalaria* fol. var.—Well adapted for rockwork.



- Luzula sylvestris* fol. var.  
*Lychnis viscaria* fol. var.  
*Mathiola tristis* fol. var.  
*Melica cœrulea* fol. var., (syn. *Aira cœrulea*.)  
*Melissa grandiflora* fol. variegata, (syn. *M. secunda*.)  
*Melissa officinalis* fol. var. (Balm.)  
*Mentha heterophylla* fol. var.  
*Mentha piperita* fol. var. (Mint.)  
*Mentha rotundifolia* fol. var.  
*Mentha sylvestris* fol. var.  
*Myoporum punctatum*.—Half-hardy.  
*Myrtus communis* fol. var.—Half-hardy.  
*Myrtus tenuifolia* fol. var.—Half-hardy.  
*Nerium* fol. var.—Half-hardy.  
*Neuroloma grandiflora* fol. var. (syn. *Arabis grandiflora*.)  
*Oenothera maculata*.  
*Orontium Japonicum* fol. var.  
*Oxalis cornicata* rubra.  
*Pastinaca sylvestris* fol. var.  
*Petroselinum sativum* fol. var. (Parsley.)  
*Phalaris arundinacea* fol. var.  
*Phlox elegantissima* fol. var.  
*Phlox sauveolens* fol. var.  
*Plantago lanceolata* fol. var.  
*Plantago major* fol. maculata.  
*Plantago media* fol. maculata.  
*Plantago monstrosa*.—Curious.  
*Plantago corneformis*.—Curious.  
*Plantago* fol. rubescens.  
*Polemonium cœruleum* fol. var.  
*Polygonatum multiflorum* fol. var.  
*Potentilla anserina* fol. var.  
*Prunella vulgaris* fol. var.  
*Ranunculus repens* fol. var.  
*Ribes grossularia* fol. var.  
*Ribes nigra* fol. var.  
*Ribes rubrum* fol. var.  
*Rosmarinus officinalis* fol. var.  
*Rubus corylifolius* fol. var.  
*Rubus corylifolius* fol. var. aurea.  
*Rudbeckia hirta* fol. var., (syn. *Helianthus vulgaris*.)  
*Rudbeckia lacinata* fol. var.

- Rumia acetosa* fol. var. (Sorrel.)  
*Rumia Sanguinea* fol. var. (Dock.)  
*Ruta graveolens* fol. var. (Rue.)  
*Salis caprea* fol. var. *tricolor*.  
*Salvia angustifolia* fol. var. (Sage.)  
*Salvia fulgens*.—Half-hardy.  
*Salvia officinalis* fol. var. (Sage.)  
*Salvia* fol. var. *tricolor*. (Sage.)  
*Santolina rosmarinifolia*. (Lavender cotton.)  
*Saponaria officinalis* fol. var.  
*Saxifraga granulata* fol. var.  
*Saxifraga sarmentosa*.  
*Saxifraga umbrosa* fol. var.  
*Scrophularia mellifera* fol. var.  
*Sedum acre* fol. var.  
*Sedum telephium* fol. var.  
*Sedum telephium* fol var. *atropurpureum*.  
*Sempervivum arboreum* fol. var.—Half-hardy.  
*Sempervivum arboreum rubrum*.—Half-hardy.  
*Sempervivum Californicum*.  
*Senecio Jacobæa* fol. var.  
*Smilax* fol. *picta*.  
*Solanum Dulcamara* fol. var.  
*Solanum jasminoides* fol. var.—Half-hardy.  
*Solanum spe Californica* fol. var.—Half-hardy.  
*Solanum pseudo capsicum* fol var.—Half-hardy.  
*Solidago ambigua* fol. var.  
*Spiræa ulmarea* fol. var.  
*Spiræa ulmarea* fol. var. *argentea*.  
*Spiræa ulmarea* fol. var. *picta*.  
*Stachys lanata* fol. var., (syn. *S. Germanica*.)  
*Stachys sylvatica* fol. var.  
*Symphytum officinale* fol var. *alba superba* in autumn.  
*Symphytum officinale* fol. var. *maculata*.  
*Symphytum officinale* fol. var. *sulphurea*.  
*Symphytum glomerata* fol. var.  
*Tanacetum vulgare* fol. var.  
*Teucrium chamædrys* fol. var.  
*Thymus serpyllum* fol. var. *aurea*.  
*Trifolium repens* fol. var.  
*Trifolium rubrum pictum*. (Three-lobed Shamrock.)  
*Trifolium rubrum pictum*. (Five-lobed Shamrock.)



- Trilium sessile.*  
*Tritoma Burchelli fol. var.*  
*Tussilago farfara fol. var. (Colt's-foot.)*  
*Urtica dioica fol. var.*  
*Urtica dioica fol. var. nova.*  
*Vaccinium vitis idæa fol. var.*  
*Verbena defiance fol. var.*  
*Verbena officinalis fol. var.*  
*Veronica Andersonii fol. var.*  
*Veronica Andersonii maculata.*  
*Veronica chamædrys fol. var.*  
*Veronica chamædrys fol. var. pulcherrima.*  
*Veronica gentianoides fol. var.*  
*Veronica spicata fol. var., (V. corymbosa, V. maritima, V. stricta.)*  
*Veronica urtisæfolia fol. var.*  
*Vinca major fol. elegantissima.*  
*Vinca major fol. reticulata.*  
*Vinca major fol. var. argentea.*  
*Vinca major fol. var. aurea.*  
*Viola odorata fol. var.*  
*Vitis hederacea fol. var.*  
*Weigelia amabilis fol. var.*  
*Yucca aluifolia fol. var.*  
*Yucca aluifolia fol. var. rubra.—Half-hardy.*  
*Yucca filamentosa fol. var.—Half-hardy.*

## LIST OF DESIRABLE HARDY VARIEGATED PLANTS.

### ORNAMENTAL BORDER PLANTS.

*Agathæa cœlestis* variegata.  
*Arabis lucida* variegata.  
*Astrantia major* variegata.  
*Bellis perennis* variegata.  
*Epilobium hirsutum* variegatum.  
*Iris Germanica* variegata.  
*Lilium candidum* variegatum  
*Linaria cymbalaria* variegata.  
*Melissa grandiflora* variegata.  
*Mentha piperita* variegata.  
*Oenothera glauca* variegata.  
*Polemonium cœruleum* variegatum  
*Sedum acre* variegata.  
*Spiræa ulmaria* variegata.  
*Teucrium Chamædrys* variegatum.  
*Tussillago Farfara* fol. var.  
*Vinca herbacea* variegata.  
*Vinca herbacea* elegantissima.  
*Yucca filamentosa* variegata.

### VARIEGATED SHRUBS.

*Aucuba Japonica*.  
*Cupressus thyoides* variegata.  
*Daphne cneorum* variegatum.

Holly, (many varieties.)  
 Ivy, (Gold variegated.)  
*Juniperus Virginiana* variegata.  
 Mountain Ash, (New Weeping Var)  
*Philadelphus coronarius* fol. var.  
*Rhamnus alaternus* aureis.  
*Rhododendron ponticum* variegatum.  
*Symphoricarpus vulgaris* fol. var.  
*Taxus baccata* foliis argenteis.  
*Taxus baccata* foliis aureis.  
*Taxus baccata* elegantissima.  
*Thuja orientalis* argentea variegata  
*Thuja occidentalis* foliis aureis.  
*Thuja sinensis* foliis argenteis var.

### HARDY TREES.

*Acer Pseudo platanus* variegatum.  
*Æsculus Hippocastanum* variegatum.  
*Castanea vesca* variegata.  
*Quercus cerris* variegata.  
*Quercus pedunculata* marginata.  
*Quercus pedunculata* variegata.  
*Tilia grandiflora* aurea.  
*Ulmus glabra* variegata.  
*Ulmus montana* pendula.  
*Ulmus suberosa* variegata.

## EVERGREEN TREES AND SHRUBS.

*Aristotelia Macqui* foliis variegatis.  
 Variegated.  
*Aristotelia*. A sub-evergreen  
 tree, 10-15 feet.  
*Aucuba Japonica*, (Spotted Laurel.)  
 6-10 feet.  
*Japonica* sub-maculata.

*Buxus sempervirens* argentea. From  
 6 to 10 feet.  
 aurea. From 6 to 10 feet.  
 glauca. "  
 marginata. "  
 variegata nova. Very handsome  
 evergreens.



- |   |   |
|---|---|
| <p><i>Cistus maculatus</i>. Very pretty dwarf free flowering evergreen, 4-5 feet.</p> <p><i>Daphne cneorum variegata</i>. 1 foot.</p> <p><i>indica rubra variegata</i>. 6 feet.</p> <p><i>Ilex aquifolium albo marginatum</i>. Decidedly the handsomest of all hardy ornamental evergreens; will thrive in almost any soil, but prefers a dry sand.</p> <p><i>albo pictum</i>.</p> <p><i>aureo marginatum</i>.</p> <p><i>aureo pictum</i>.</p> <p><i>ciliatum</i>.</p> <p><i>ferox aureum</i>.</p> <p><i>recurvum variegatum</i>. Loam, 10-15 feet.</p> | <p><i>Ilex laurifolium</i>.</p> <p><i>Laurus nobilis</i>. The leaves highly aromatic.</p> <p><i>Mahonia aquifolium</i>.</p> <p><i>Quercus agrifolia</i>. 21 feet. Handsome evergreens of large size.</p> <p><i>heterophylla</i>. 21 feet.</p> <p><i>ilex</i>. "</p> <p><i>laurifolia</i>. "</p> <p><i>Rhamnus alaternus variegata</i>. 10-20. Elegant evergreen shrubs</p> <p><i>argenteis</i>. 10.</p> <p><i>fol. maculatis</i>. 10-20.</p> <p><i>Yucca gloriosa</i>. 3-5 feet. Handsome lawn plants.</p> <p><i>filamentosa</i>. 1.</p> <p><i>flaccida</i>. 1-2.</p> |
|---|---|

## DECIDUOUS TREES AND SHRUBS.

- |  |   |
|--|---|
| <p><i>Acer pseudo-platanus albo-variegatum</i>. 30 to 50 feet.</p> <p><i>pseudo-platanus purpureum</i>.</p> <p><i>Æsculus Hippocastanum foliis aureis</i>. 30-40 feet.</p> <p><i>Alnus incana</i>. 50-70.</p> <p><i>Betula nigra pendula</i>. 60-70.</p> <p><i>Castanea vesca aspleniifolia</i>.</p> <p><i>vesca variegata</i>. 20-30.</p> <p><i>Cornus mas fol. variegata</i>. 10-15</p> <p><i>Crataegus oxycantha aurea fol. argenteis</i>.</p> <p><i>Dentzia gracilis variegata</i>. 1-2.</p> <p><i>Elæagnus argentea</i>. 10.</p> <p><i>Fagus sylvatica foliis variegatis</i>. 20-30.</p> <p><i>Fraxinus excelsior aurea pendula</i>. 30.</p> <p><i>Ligustrum variegatum</i>. 6 feet.</p> <p><i>Liriodendron tulipifera variegata</i>. 20.</p> | <p><i>Philadelphus coronarius variegatus</i>. 5.</p> <p><i>Pyrus aucuparia pendula fol. aureis</i>.</p> <p><i>communis fol. variegatis</i>. 15.</p> <p><i>malus foliis variegatis</i>. 15.</p> <p><i>Quercus cerris variegata</i>. 30.</p> <p><i>nigra</i>. 15-20.</p> <p><i>pendunculata foliis variegatis</i></p> <p><i>Salix vitellina</i>. 20-30.</p> <p><i>Sambucus nigra fol. aureis</i>. 20.</p> <p><i>Spiræa argentea or nutans</i>. 4-6.</p> <p><i>Symphoricarpus vulgaris foliis variegatis</i>.</p> <p><i>Tilia Europæa aurea</i>. 50-70.</p> <p><i>Ulmus campestris foliis variegatis</i>. 20-30.</p> <p><i>campestris viminalis variegata</i>.</p> <p><i>montana glabra pendula variegata</i>.</p> |
|--|---|

## CONIFERS AND TAXIDS.

*Abies excelsa* variegata fine donensis.  
50.  
*Cedrus libani* foliis argenteis. 50-  
100.  
*Picea amabilis*. 100.  
*Pinus sylvestris* argentea. 10-60.  
*Chamæcyparis sphæroidea* variegata.  
6-10.

*Juniperus sabina* foliis variegatis.  
2-4.  
    *virginiana* foliis aurea. 6-10.  
*Thuja aurea*. 6-10.  
    *orientalis* foliis variegatis.  
*Taxus baccata* variegata. 6-10.  
    *fastigiata* foliis aureis. 4-6.

## STOVE AND GREENHOUSE PLANTS.

STOVE.  
*Alloplectus schlimi*  
    *speciosus*.  
*Anæctochilus lowi*.  
    *roxburghi*.  
    *intermedius*.  
    *cordatus*.  
    (*spiranthes*) *eldorado*.  
    (*macodes*) *petola*, (a *reseau dore*.)  
    *striatus*.  
    (*macodes*) *veitchi*, (a *reseau*  
    *argente*.)  
    *xanthophyllus*.  
    *lobbi*.  
    *pictus*.  
    *argenteus* (*physiurus*.)  
    *setaceus* (*aureus*.)  
*Ananassa variegata pinangensis*.  
*Aralia reticulata*.  
    *leptophylla*.  
*Aristolochia leuconeura*.  
*Begonia albo-plagiata*.  
    *amabilis*.  
    *arborescens*.  
    *argentea*.  
    *argentea splendens*.  
    *grandis*.  
    *griffithi*.  
    *hederæfolia* (*nouveau*.)

*Begonia isis*.  
    *lazuli*.  
    *leopoldi*.  
    *Madame Wagner*.  
    *Madame Alwart*.  
    *Medusæ*.  
    *Medusæ d' Assam*.  
    *nebulosa*.  
    *Prince Troubetzkoi*.  
    *Queen Victoria*.  
    *rollissoni*.  
    *richenheimi*.  
    *rex*.  
    *rex leopardi*.  
    *ricinifolia maculata*.  
    *roylei*.  
    *rosacea*.  
    *splendida*.  
    *splendida argentea*.  
    *thwaitesi*.  
    *urania*.  
    *victoria*.  
    *virginia*.  
    *marshalli*.  
*Bertolonia maculata*.  
    *marmorea*.  
*Bignonia marmorata*.  
*Bœhmeria argentea*.  
*Caladium argyrites*.



- Caladium* bicolor.  
     bicolor splendens.  
     chantini.  
     houletti.  
     balingii.  
     marmoratum.  
     metallicum.  
     baraguinii.  
     wrighti.  
     picturatum.  
*Campylobotrys* argyroneura.  
     discolor.  
*Cissus* discolor.  
     porphyrophyllus.  
*Cassipourea* borbonica.  
*Croton* cascarilla.  
     discolor.  
     angustifolium fol. pictis.  
     pictum.  
     variegatum.  
*Cynophyllum* magnificum.  
     metallicum.  
*Disoscorea* species.  
     discolor.  
*Dracaena* ferrea.  
     ferrea versicolor, (terminalis.)  
     nobilis.  
     maculata.  
     tesselata.  
*Heliconia* aurea.  
     metallica.  
*Maranta* alba-lineata.  
     rosa-lineata.  
     aurundinacea rubescens.  
     fasciata.  
     metallica.  
     micans.  
     pardina, (calathea.)  
     porteana.  
     pulchella.  
     regalis.  
     variegata.  
     vittata.  
     warscewiczii.  
     zebrina.  
     bicolor.  
     eximia.  
     sanguinea.  
*Mikania* speciosa.  
*Musa* zebrina.  
     cavendishi.  
*Podocarpus* japonicus elegantissimus.  
*Pavetta* borbonica.  
*Physurus* querciticola.
- Pothos* argyrea.  
*Sansevieria* guineensis.  
*Sonerilla* alba.  
     margaritacea.  
     superba.  
*Spigelia* aenea.  
*Yucca* quadricolor.  
*Nepenthes* ampullacea.  
     laevis.  
     phyllamphora.  
     rafflesiana.  
     lowii.  
     hookeri.  
     distillatoria.  
*Cephalotus* follicularis, (Australian  
     Pitcher Plant.)  
*Dionaea* muscipula, (Venus' Fly-trap.)  
*Aphelandra* leopoldi.  
     porteana.  
*Arum* zebrinum.  
*Aspidistra* elatior fol. vittatis.  
*Canna* warscewiczii.  
*Dieffenbachia* maculata.  
*Graptophyllum* pictum.  
*Hæmadietyon* nutans, (echites.)  
*Hibiscus* variegata.  
*Hoya* foliis variegatis.  
     foliis picta.  
*Pandanus* javanicus fol. var.  
*Plectranthus* concolor picta.  
*Tillandsia* splendens.  
     zonata fol. brunneis.  
     zonata fol. viridibus.  
*Ardisia* crenulata, (ornamental fruit.)  
     crenulata fructa-alba.  
*Billbergia* vittata.  
*Cephalotus* follicularis.  
*Coccocypselum* discolor.  
*Cassipourea* borbonica.  
*Cupania* filicifolia.  
*Dichorisandra* vittata variegata.  
*Gesnera* zebrina  
*Goodyera* discolor.  
     pubescens.  
*Limonia* fol. luteo var.  
*Mussaenda* frondosa.  
*Nerium* splendens fol. variegata.  
*Rhophala* corcovadensis.  
     complicata.  
     elegans.  
     magnifica.  
*Vriesia* splendens.  
*Ficus* barbata.  
     elasticus.

## GREENHOUSE.

*Azalia indica* variegata.  
*Agathe*a variegata.  
*Agave americana* variegata.  
*Ageratum* fol. variegatum.  
*Aralia venusta*.  
     *capitata*.  
     *macrophylla*.  
     *palmata*.  
*Bejaria tricolor*.  
*Cineraria maritima*.  
*Cobœa scandens* variegata.  
*Daphne collina* variegata.

*Harbrothamnus elegans* fol. var.  
*Hardenbergia monophylla* fol. var.  
*Hydrangia japonica* fol. albo-var.  
*Nerium splendens* fol. var.  
*Primula sinensis* glauca.  
     *sinensis*, (fern-leaved.)  
*Salvia officinalis* variegata.  
*Sempervivum arbor* variegatum.  
     *tabulare*.  
*Thea bohea*.  
     *viridis*.  
*Yucca aloifolia* variegata.  
     *aloifolia picta*.

## ADDITIONAL STOVE AND GREENHOUSE PLANTS.

*Adhatoda ænea*. Variegated stove plants.  
     *cydonæfolia*.  
*Æchmea corallina*. Stove ornamental foliage.  
     *fulgens*.  
     *fulgens discolor*.  
     *milinoni*.  
     *miniata*.  
*Afzelia discolor*. Stove, ornamental.  
*Aletris fragans*. "  
*Anthurium amplum*. Ornamental leaves, stove.  
     *hookeri*.  
     *macrophyllum*.  
     *ochranthum*.  
     *podophyllum*.  
     *rubronervum*.  
*Aralia gracilis*. Ornamental stove.  
     *jatrophæfolia*.  
     *lanigera*.  
     *leptophylla*.  
     *papyracea*. (Rice-paper plant.)  
     *parasitica*.  
     *reticulata*.  
     *longifolia*.  
     *pulchra*.  
     *sieboldti*.

*Aralia farinifera*.  
     *crassifolia*. Greenhouse.  
     *crassifolia integrifolia*.  
     *quinquifolia*.  
     *trifoliata*.  
     *shefflerii*.  
*Arum cornutum*. Variegated, stove.  
     *viviparum*.  
     *marginatum*.  
*Artanthe rollissonii*. Ornamental stove.  
*Astrapæa wallichii*. Ornamental stove.  
*Areca banksi*. (Palm.) Stove.  
     *humilis*.  
     *lutescens*.  
     *rubra*.  
*Artocarpus incisa*. (Bread-fruit tree.)  
     Stove.  
     *rigida-vera*.  
*Astrocaryum mexicanum*. (Palm.)  
     Stove.  
*Attalea spectabilis*. (Palm.) Stove.  
*Acacia argyrophylla*. Ornamental greenhouse.  
     *dealbata*.  
     *lophantha*.



- Agapanthus umbellatus* fol. variegatis. Variegated, greenhouse.  
*Agnostus integrifolius*.  
     *sinuatus*. (Stenocarpus cunninghamii.)  
*Araucaria bidwillii*. Greenhouse, ornamental.  
     *cookii*.  
     *cunninghamii*.  
     *excelsa*.  
     *excelsa glauca*.  
*Arundo donax variegata*. Greenhouse, variegated.  
*Aster argyrophyllus*. Greenhouse.  
*Barringtonia racemosa*. Ornamental stove.  
*Bischoffia javanica*. Stove, ornamental.  
*Brassaiopsis speciosa*. Stove, ornamental.  
*Brexia chrysophylla*. Stove, ornamental.  
     *inermis*.  
     *madagascariensis*.  
*Brownea capitellata*. Stove, ornamental.  
     *coccinea*.  
     *erecta*.  
     *grandiceps*.  
*Beschonnara yuccoides*. Stove.  
*Billbergia brayiana*. Stove, ornamental.  
     *discolor*.  
     *gigantea*.  
     *granulosa*.  
     *marmorata*.  
     *morelliana*.  
     *rhodocyanea*.  
     *splendida*.  
     *thyrsoides*.  
*Bonaparteia juncea*. Stove.  
*Bromelia spectrum*.  
*Cereus triangularis pictus*. Stove, variegated.  
*Cheirostemon platanoides*. Stove, ornamental.  
*Chirita sinensis variegata*. Stove.  
*Chrysophyllum macrophyllum*. Stove.  
     *ferrugineum*.  
*Cissus discolor*. Stove, variegated climber.  
*Clusia flava*. Ornamental, stove.  
*Colea commersonii*. Stove.  
*Cycas tenuifolia*. Ornamental stove.
- Cycas circinalis*.  
     *revoluta*.  
     *intermedia*.  
*Chamærops excelsa*. Greenhouse ornamental Palms.  
     *humilis*.  
     *elegans*.  
     *gracilis*.  
     *humilis folius erectus*.  
     *griffithiana*.  
     *martiniana*. Stove.  
     *palmetto*. Stove.  
*Citrus amantium foliis variegatus*. Greenhouse.  
*Calamus micranthus*. (Palm.) Stove.  
     *verus*.  
     *viminalis*.  
*Carludovica pumila*. (Palm.) Stove.  
     *macropoda*.  
     *palmæfolia*.  
*Caryota urens*. (Palm.)  
*Ceroxylon andicola*. (Wax-palm.) Stove.  
*Ceroxylon ferruginea*.  
*Chamædorea Ernesté-Augusta*. (Palm.) Stove.  
     *casperiana*.  
     *desmonicoides*.  
     *oblongata*.  
*Cocos comosa*. Stove. (Palm.)  
     *denaia*.  
     *flexuosa*.  
     *nucifera*. (Cocoa-nut.)  
*Coleus blumei*. Stove.  
     *pectinatus*.  
     *thwaitesi*.  
*Corypha australis*. (Palm.) Stove.  
     *gebanga*.  
*Dasyllirion acrotriche*. Stove, ornamental.  
*Dæmonorops asperrima*. Stove.  
     Palm.  
     *latispinus*.  
     *melanochætes*.  
*Dasyllirion longifolium*. Stove.  
     *texanum*.  
*Dichorizandra vittata variegata*.  
*Dion edule*.  
*Duranta baumgardii*.  
*Dacrydium cupressinum*. Greenhouse.  
     *elatum*.  
     *franklini*.  
     *taxifolium*.



- Dammara browni*.  
*obtus.*  
*Dasylirion serratifolium*. Greenhouse.  
*Elæodendron longifolium*. Stove.  
*orientale*.  
*Encephalartus caffra*. Stove.  
*Eranthemum leuconervum*. Variegated stove.  
*Erythrochiton brasiliensis*. Stove.  
*macrophyllum*  
*Exostemma macrophylla*. Stove.  
*Encholirion jonghi*. Stove.  
*Fragæa auriculata*. Stove.  
*Ficus amazonica*. Stove.  
*indica*.  
*leopoldi*.  
*nymphæfolia*.  
*proscendens*.  
*repens*.  
*collina*.  
*diversifolia*.  
*falcata*.  
*lucida*.  
*macrophylla*.  
*panduræformis*.  
*religiosa*.  
*Freycinetia baueri*. Stove.  
*Fourcroya gigantea*. Stove.  
*Gastonia palmata*.  
*Guzmannia erythrolepis*. Stove.  
*picta*.  
*tricolor*.  
*spectabilis*.  
*pubescens*.  
*Gustavia augusta*. Stove.  
*Hippomane spinosa*. Stove.  
*Inga brevipes*. Stove.  
*tweediana*.  
*Jacaranda caroba*. Stove.  
*floribunda*.  
*mimosæfolia*.  
*Jasminum gracile variegatum*. Stove.  
*Jatropha multifida*. Stove.  
*panduræfolia*.  
*Jonesia asoca*. Stove.  
*Justicia zebrini*. Stove.  
*Lematophyllum borbonicum*. Stove.  
*Livistonia jenkinsoni*. Stove.  
*(Palm.)*  
*Latania borbonica*. Stove. (Palm.)  
*Licuala elegans*. Stove. (Palm.)  
*Lomatia ferruginea*. Greenhouse.  
*bidwilli*.  
*Lomatia elegantissima*.  
*polyantha*.  
*silaifolia*.  
*Myrtus filicifolia*. Greenhouse.  
*Mahonia leschenaulti*. Greenhouse.  
*nepalensis*.  
*japonica*.  
*intermedia*.  
*beali*.  
*Magnolia fragrantissima*. Stove.  
*ovata*.  
*Metrodorea atropurpurea*. Stove.  
*Martinezia caryotæfolia*. Stove.  
*(Palm.)*  
*Neottia maculata*. Stove.  
*Nepenthes*. (Pitcher Plants.) Stove.  
*vittata*.  
*albo-marginata*.  
*distillatoria*.  
*lanata*.  
*sanguinea*.  
*Nidularium fulgens*. Stove.  
*pictum*.  
*Niphæa rubida*. Stove.  
*Ouvirandra fenestralis*. Stove.  
*aquatic*.  
*Oreopanax bonplandianum*. Stove.  
*lanigerum*.  
*hypargyreum*.  
*peltatum*.  
*lindenii*.  
*Orontia japonica*. Stove.  
*Phormium tenax*. Greenhouse.  
*Panax excelsa*. Stove.  
*Papyrus antiquorum*. Stove.  
*Pavetta caffra*. Stove.  
*indica*.  
*owariensis*.  
*Philodendron erubescens*. Stove.  
*fenestratum*.  
*macrophyllum*.  
*microphyllum*.  
*pertusum*.  
*pinnatum*.  
*pinnatifidum*.  
*Phoenix dactylifera*. (Date Palm.)  
*humilis*. Stove.  
*Pincinectitia tuberculata*. Stove.  
*glauca*.  
*Pitcairnia altensteini*. Stove.  
*fruticosa*.  
*punicea*.  
*Plectocomia elongata*. (Palm.)  
*Stove*.



*Phrynium trifasciatum*. Stove.  
*Phyllarthron comorense*. Stove.  
*Pilocarpus pinnatifidus*. Stove.  
*Pogonia discolor*.  
*Psychotria leucantha*. Stove.  
*Puya altensteini*. Stove.  
*Quadria heterophylla*. Greenhouse.  
*Rhaphis flabelliformis*. (Palm.)  
     Stove.  
*Raphistemma pulchellum*.  
*Sciadaphyllum pulchrum*. Stove.  
     *fariniferum*.  
*Sindapsus pinnatus*. Stove.  
*Seaforthia elegans*. Stove. (Palm.)  
     *australis*.  
*Smilax ceylonense*. Stove.  
*Stadmannia australis*. (Cupania  
     *cunninghami*.) Stove.  
     *jonghei*.  
*Stenorhynchus maculata*. Stove.  
*Strelitzia augusta*. Stove.  
*Sabal umbraculifera*. (Palm.) Stove.  
     *blackburniana*.  
*Sterculia palmata*. Stove.  
     *sps.* New Zealand.  
*Stenocarpus cunninghami*. Green-  
     house.  
*Saguerus langkab*. Stove. (Palm.)  
*Saribus zollingeri*.  
*Stachiophobe deckeriana*.  
*Theophrasta jussieui*. Stove.  
     *glauca*.  
     *macrophylla*.  
     *imperialis*.

*Theophrasta latifolia*.  
     *longifolia*.  
     *ornata*.  
     *speciosa*.  
     *warscewiczii*.  
*Tradescantia argentea*. Stove.  
     *discolor lineata*.  
     *odoratissima*.  
     *zebrina*.  
     *variegata*.  
*Thrinax argentea*. (Palm.) Stove.  
*Trithrinax mauritiæformis*. (Palm.)  
     Stove.  
*Thibandia javanica*. Greenhouse.  
*Villarezia grandiflora*. Stove.  
*Wallichia caryotoides*. (Palm.)  
     Stove.  
*Weinmannia pubescens*. Green-  
     house.  
     *tricosperma*.  
*Xylophylla longifolia*. Stove.  
     *arbuscula*.  
*Yucca aloifolia* var. Greenhouse.  
     *canaliculata erecta*.  
     *californica*.  
     *filamentosa variegata*.  
     *filifera*.  
     *frankfortensis*.  
     *stenophylla*.  
     *undulata*.  
     *variegata*.  
*Zamia mexicana*. Stove. (Palm.)  
     *picta*.  
     *spiralis*.

## HANDSOME FOLIAGED FERNS.

*Adiantum cuneatum*. Stove Fern.  
*Allosorus crispus*. British.  
     *concinnum*. Stove.  
     *macrophyllum*. Stove.  
     *trapeziforme*. Stove.  
*Alsophila pruinata*. Stove.  
*Asplenium dimorphum*. Greenhouse.  
     *lucidum*. Greenhouse.  
     *præmorsum*. Greenhouse.  
     *serra*. Greenhouse.  
     *viviparum*. Stove.

*Asplenium rachirhizon*. Stove.  
     *trichomanes incisum*. British.  
     *filiæ-fœmina aquæforme*. British.  
     *corymbiferum*.  
     *depauperatum*.  
     *multifidum*.  
     *plumosum*.  
     *polycladon*.  
     *acrocladon*.  
*Blechnum spicant ramosum*. British.  
     *spicant cristatum*.



*Blechnum spicant concinnum.*  
*Cystopteris dickieana.*  
*Cyathea dealbata.* Stove.  
*Cheilanthes elegans.* Stove.  
     *farinosa.* Stove.  
     *dealbata.* Stove.  
     *argentea.* Stove.  
*Cyrtomium falcatum.* Hardy.  
*Dicksonia antarctica.* Greenhouse.  
     *arborea.* Greenhouse.  
*Dennstaedtia adiantoides.* Stove.  
*Drynaria morbillosa.* Stove.  
     *quercifolia.* Stove.  
*Davallia polyantha.* Stove.  
     *dissecta.* Stove.  
     *tenuifolia.* Stove.  
     *hispida.* Greenhouse.  
     *immersa.* Stove.  
*Eupodium kaulfusii.* Stove.  
*Gleichenia hecistophylla.* Stove.  
     *dicarpa.*  
     *circinalis.*  
     *semivestita.*  
     *speluncæ.*  
     *rupestris.*  
     *flabellata.*  
     *dichotoma.*  
*Gymnogramma javanica.* Stove.  
     *chrysophylla.*  
     *l'herminieri.*  
     *martensii.*  
     *sulphurea.*  
     *ochracea.*  
     *pulchella.*  
     *argyrophylla.*  
     *tartarea.*  
     *calomelanos.*  
     *speciosa.*  
     *lanata.*  
*Goniophlebium scriptum.* Stove.  
     *subauriculatum.*  
     *verrucosum.*  
*Hymenodium crinitum.* Stove.  
*Hemidictyum margarinatum.* Stove.  
*Lastrea filix-mas cristata.* British.  
*Litobrochia incisa.* Stove.  
*Lomaria discolor.* Stove.  
     *nuda.* Stove.  
*Lycopodium dendroideum.* Hardy.  
     Club Moss.  
*Marattia purpurascens.* Stove.  
*Polypodium vulgare cambricum.*  
     *vulgare cristatum.* British.  
     *vulgare semilacerum.*

*Polypodium dryopteris.* British.  
     *alpestre.* British.  
*Polystichum angulare cristatum.*  
     *angulare semipinnatum.*  
     *angulare proliferum.*  
*Onoclea sensibilis.* Hardy.  
*Osmunda regalis.* Hardy.  
     *claytoniana.*  
     *cinnamomea.*  
     *gracilis.*  
*Nothochlæna trichomanoides.* Stove.  
     *pulveracea.*  
     *nivea.*  
     *flavens.*  
     *hookeri.*  
*Nephrodium molle corymbiferum.*  
     Stove.  
*Nephrolepis davallioides.* Stove.  
*Onychium auratum.* Stove.  
*Oleandra neriiformis.* Stove.  
     *articulata.*  
*Platyloma flexuosa.* Stove.  
     *ternifolia.*  
     *calomelanos.*  
*Polypodium plumula.* Stove.  
     *effusum.*  
     *musæfolium.*  
     *billardieri.*  
     *nigrescens.*  
*Phlebodium aureum.* Stove.  
     *sporadocarpum.*  
*Pteris umbrosa.* Greenhouse.  
     *scaberula.*  
     *aspericaulis.*  
     *tricolor.*  
     *albo lineata.*  
     *argyrea.*  
*Platyserium grande.* Stove.  
     *alcicorne.*  
*Polystichum falcinellum.* Greenhouse.  
*Struthiopteris germanica.* Hardy.  
*Selaginella martensii.* Club-Moss.  
     *galeotii.*  
     *africana.*  
     *densa.*  
     *denticulata.*  
     *erythropus.*  
     *dichrous.*  
     *willdenowii.*  
     *lyalli.*  
     *lepidophylla.*  
     *cuspidata.*  
     *atroviridis.*



Selaginella lobbi.

Scolopendrium vulgare crispum  
vulgare cristagalli.  
vulgare digitatum.  
vulgare endivifolium.  
vulgare irregulare.  
vulgare marginatum.  
vulgare multifidum.  
vulgare acrocladon.  
vulgare multifidum crispum.

Scolopendrium vulgare ramo-  
marginatum.  
vulgare ramosum majus.  
vulgare sagittato-cristatum.  
vulgare stansfieldii.  
vulgare submarginatum.  
vulgare submarginatum  
multifidum.  
vulgare suprasoriferum.  
vulgare variabile.

THE END.



September, 1881.

# GEORGE BELL & SONS'

## LIST OF WORKS

ON

## BOTANY & NATURAL HISTORY.

### THE LIBRARY OF NATURAL HISTORY.

THIS uniform series of Works on the various branches of Natural History has attained a high reputation, both for the low prices at which they are published and the general excellence with which they are produced. They form collectively a Standard Set of Works on the different subjects which they illustrate, and deserve the attention of all who study this branch of science for their faithful illustrations and accuracy of description; the plates being carefully executed by accomplished artists, and the authorship entrusted to writers of acknowledged merit. Indeed no higher testimony can be borne to their value than the fact that the late Prince Consort (himself an able student of Natural History) so highly esteemed those which were published during his lifetime that he purchased copies of them for presentation to public institutions.

New Edition, with Additions.

DEDICATED BY PERMISSION TO HER MOST GRACIOUS MAJESTY THE QUEEN.

#### A HISTORY OF BRITISH BIRDS.

By the REV. F. O. MORRIS, B.A., Member of the Ashmolean Society. Illustrated with 365 coloured Engravings. Six Volumes, super-royal 8vo., £6 6s.

In this work the author has amassed information from every reliable source, and in addition to necessary scientific details, he has interspersed throughout his pages a vast fund of anecdotes, illustrative of the marvellous instincts and peculiar habits of the feathered inhabitants of our land, and has thus made his work at once entertaining and instructive, and in the widest sense a 'History of British Birds.'

New Edition, Enlarged.

#### A NATURAL HISTORY OF THE NESTS AND EGGS OF BRITISH BIRDS. By the REV. F. O. MORRIS, B.A. Illustrated with 233 coloured Plates. In Three Volumes, super-royal 8vo., £3 3s.

Designed as a supplement to the 'History of British Birds,' this work gives the fullest information respecting the localities and construction of their nests, the number and peculiarities of their eggs, and all the instruction requisite for determining to what species they belong. Each egg is figured and minutely described, and a number of nests are accurately drawn from specimens.



A New and Revised Edition now ready.

## A HISTORY OF THE BIRDS OF EUROPE,

NOT OBSERVED IN THE BRITISH ISLES. By C. R. BREE, M.D., F.Z.S. Illustrated with 238 coloured Plates of Birds and Eggs. In Five Volumes, super-royal 8vo., £5 5s.

This work forms an appropriate supplement to Morris, Yarrell, or any other work on British Birds, and with any of them forms a comprehensive account of the Ornithology of Europe. In addition to the personal ability of the Author for his task, he has had the assistance of many eminent Continental naturalists, among whom are Professors Blasius of Brunswick, Schlegel of Leyden, M. de Selys-Longchamps, and M. Moquin-Tandon.

'Dr. Bree is favourably known to ornithologists by numerous contributions to our zoological periodicals, in all of which there is found the same genial spirit, and the same tone of good feeling, kindness, and reverence, which pervade the present work. . . . The figures are, for the most part, highly satisfactory, and leave us in wonder how they could be produced, in combination with the full and copious text, for so small a price.'—*Athenæum*.

New Edition, Enlarged.

## A HISTORY OF BRITISH BUTTERFLIES.

By the REV. F. O. MORRIS, B.A. Illustrated with 72 beautifully-coloured Plates. In One Volume, super-royal 8vo., price £1 1s.

With coloured illustrations of all the species, and separate figures of the male and female, where there is any obvious difference between them, and also of the under side, together with the Caterpillar and Chrysalis; and a full description of each, with copious accounts of their several habits, localities, and times of appearance, together with details as to their preservation, etc., with new and valuable information—the result of the author's experience for many years.

## A NATURAL HISTORY OF BRITISH MOTHS.

Accurately delineating every known species, with the English as well as the scientific names, accompanied by full descriptions, date of appearance, lists of the localities they haunt, their food in the caterpillar state, and other features of their habits and modes of existence, &c. By the REV. F. O. MORRIS, B.A. The Plates contain nearly 2,000 exquisitely coloured Specimens. In Four Volumes, royal 8vo., price £6 6s.

'Speaking of entomology, we should place Mr. Morris' "History of British Moths" at the head. It gives a coloured figure of every known British moth, together with dates of appearance, localities, description, and food of caterpillar. It forms a handsome work for a library, and will, we should hope, lead many to commence the fascinating study of entomology.'—*The Record*.

'We can easily imagine that the announcement of the publication of a "Natural History of British Moths" will awaken a strong desire in many of our readers to become possessed of so desirable a treatise. There are probably some thousands, especially among the younger portion of our population, who pay a little attention to entomology, and of these by far the greater number devote their energies to the study of the butterflies and moths, the two great groups of insects forming the order Lepidoptera of entomologists. To these, if we may judge from the recollections of our own early feelings, no present could be more welcome than a good "Natural History of British Moths." The illustrations are exceedingly numerous, occupying no fewer than 132 plates, and including a figure of every species, and in some cases of the principal varieties. The figures are generally exceedingly well executed and life-like; they are all coloured, and will doubtless afford great assistance to many a collector in naming his captures.'—*The Spectator*.



**BEAUTIFUL-LEAVED PLANTS.**

Describing the most beautiful-leaved Plants in cultivation in this country.  
By E. J. LOWE, Esq., F.R.S., F.R.A.S., assisted by W. HOWARD, F.H.S.  
Illustrated with 60 coloured Illustrations. In One Volume, super-royal  
8vo., price £1 1s.

'In this volume we have a description of a large number of stove, conservatory, and garden plants cultivated in this country, of which the leaves rather than the flowers are objects of interest. The exquisite and delicate forms of many ornamental plants common to the hothouses and green-houses of the wealthy are here depicted, with wonderful fidelity, in a series of beautiful illustrations in the natural colour of the plants.'—*The Bookseller*.

**NEW AND RARE BEAUTIFUL-LEAVED PLANTS.**

By SHIRLEY HIBBERD, F.R.H.S. Illustrated with 54 coloured Engravings.  
In One Volume, super-royal 8vo., price £1 5s.

'A bit of information as to the pictures may be acceptable. First, observe the tinting of the leaves, and the groundwork of such a subject as *Solanum marginatum* as a sample of the whole. Then accept the information that these pictures are not chromo-lithographs, not coloured by hand; they are all, from first to last, *wood engravings*, and we imagine, but cannot of course express any opinion on the subject, that as works of art, representative of the present state of an important industry, they are not simply interesting, but remarkable.'—*Gardeners' Chronicle*.

**OUR NATIVE FERNS AND THEIR VARIETIES.**

By E. J. LOWE, Esq., F.R.S., F.R.A.S., &c. Illustrated with 79 coloured  
Plates and 909 Wood Engravings. In Two Volumes, royal 8vo., price £2 2s.

The importance and value of this work may be inferred from the fact that it contains descriptions of 1294 varieties of British Ferns, with seventy-nine coloured plates of species and varieties, and 909 wood engravings. The descriptions are written in a popular manner, containing much interesting information. The localities are described, each synonym given, and a description of the proper method of cultivation. To show the extent and value of the illustrations it may be mentioned, that of *Scolopendrium vulgare* alone there are one hundred and eighty-four varieties figured.

**NATURAL HISTORY OF BRITISH AND EXOTIC FERNS**

By E. J. LOWE, Esq., F.R.S., F.R.A.S., &c. Illustrated with 479 finely-  
coloured Plates. In Eight Volumes, super-royal 8vo., price £6 6s.

'A book which should contain ample means of studying and identifying the Exotic species accessible to persons of moderate means, has hitherto been a desideratum. This want the present work promises most hopefully to fill. It is admirably "got up;" the plates are carefully and prettily executed; there is a neat illustrative woodcut at the head of each description, and the letterpress is full and practical, without being deficient in scientific accuracy. It is really the cheapest work for its excellence we have ever seen, and should be "in the hands of every gardener and every private person who cultivates these charming objects."'—*Athenæum*.

**A NATURAL HISTORY OF NEW AND RARE FERNS.**

Containing Species and Varieties not included in 'Ferns, British and Exotic.' By E. J. LOWE, Esq., F.R.S., F.R.A.S., &c. Illustrated with  
72 coloured Plates and numerous Woodcuts. In One Volume, super-royal  
8vo., price £1 1s.

'Although the "Natural History of British and Exotic Ferns" contains coloured illustrations of between five and six hundred species of Ferns cultivated in this country, still so many new ones have been introduced, that it has been deemed necessary to publish a separate volume. This work will be found to contain coloured plates or woodcut illustrations of one hundred and fifty-one new species, or new varieties of species that have been already figured in the preceding volumes.'—*Preface*.



## A NATURAL HISTORY OF BRITISH GRASSES.

By E. J. LOWE, Esq., F.R.S., F.R.A.S., &c. Illustrated with 74 finely-coloured Plates. In One Volume, super-royal 8vo., price £1 1s.

This is a work not only valuable to the botanical student for its pictorial accuracy, but of use also to the landed proprietor and the farmer, pointing out to them those grasses which are useful and lucrative in husbandry, and teaching them the varied soils and positions upon which they thrive, and explaining their qualities and the several uses to which they are applied in many branches of manufacture and industry. There is much interesting matter also in this volume appertaining to the ancient customs and superstitions connected with the subject, which the author brings before his reader in a forcible rather than in a prolix style.

'It is very faithful, and marvellously cheap, considering the beautiful manner in which it is produced.'—*Literary Record*.

## MAUND'S BOTANIC GARDEN.

Consisting of highly-finished Figures of Hardy Ornamental Flowering Plants Cultivated in Great Britain, with their Names, Orders, History, Qualities, Culture, and Physiological Observations. By B. MAUND, F.L.S. New Edition, edited by JAMES C. NIVEN, Curator of the Botanic Gardens, Hull. With 250 Coloured Plates, giving 1247 figures. In Six Volumes, super-royal 8vo., £12 12s.

## BRITISH SEA-WEEDS.

Drawn from Professor Harvey's 'Phycologia Britannica.' With Descriptions, an Amateur's Synopsis, Rules for Laying on Sea-weeds, an Order for Arranging them in the Herbarium, and an Appendix of New Species. By Mrs. ALFRED GATTY. Illustrated with 80 coloured Plates, containing 384 figures. In Two Volumes, super-royal 8vo., price £2 10s.

'Those who are acquainted with Mrs. Gatty's "Parables from Nature," and especially with her delightful Parable about "Red Snow," need not be told that the literary part has been ably executed by a competent and loving observer. In her present work she has endeavoured, and we think most successfully, to translate the terms and phrases of science into the language of amateurs. Mrs. Gatty's familiarity with the plants themselves has enabled her to do this office without falling into the errors to which a mere compiler in separating from the beaten track would be liable.'—*Gardeners' Chronicle*.

## ALPINE PLANTS.

Descriptions and 103 accurately-coloured Figures (drawn and engraved expressly for this Work) of some of the most striking and beautiful of the Alpine Flowers. Edited by DAVID WOOSTER, joint editor of the latest editions of Loudon's 'Encyclopædias of Gardening and Plants,' 'Hortus Britannicus,' &c. In One Volume, super-royal 8vo., price £1 5s.

'The manner in which "Alpine Plants" is produced is creditable alike to author and artist. The literary portion is not the mere dry botanical descriptions often found in such works, but a popular description of the plant, instructions as to its culture and treatment, with any interesting information in connexion with it that can be obtained. . . . We heartily commend this work to all lovers of flowers.'—*Journal of Horticulture*.

'Not least among the illustrated Christmas books should be reckoned this interesting work with its beautifully coloured specimens.'—*Saturday Review*.

'The letterpress is full, no doubt, of the most accurate botanical learning, but what we have to speak of more particularly are the illustrations, and these strike us as among the best specimens of wood-block printing. There is about them none of that plastered gaudiness, that thick and sticky style in which too often the wood-engraver endeavours to paint the lily. A crocus seems just to have thrust itself through the brown soil which the thaw has softened.'—*Times*.



**ALPINE PLANTS.**

SECOND SERIES. Containing Fifty-four Coloured Plates, with one or two Figures on each Plate. Descriptions and accurately-coloured Figures (drawn and engraved expressly for this Work) of the most striking and beautiful of the Alpine Plants. Edited by DAVID WOOSTER. Price £1 5s.

**BRITISH MOSSES.**

Their Homes, Aspects, Structure, and Uses. Containing a Coloured Figure of each species, etched from Nature. By F. E. TRIPP. Illustrated with 39 beautifully-coloured Plates. In Two Volumes, super-royal 8vo., £2 10s.

'It is a book to read, to ponder, to mark, learn, and inwardly digest. . . . Let those who want to know the "moral" of mosses enquire within the covers of the volume. He will there find that these humble plants have their uses, their virtues, and their mission.'—*Morning Advertiser*.

**HISTORY OF THE FISHES OF THE BRITISH ISLANDS.**

By JONATHAN COUCH, F.L.S.. Illustrated with 256 carefully coloured Plates. New Edition, in Four Volumes, super-royal 8vo., price £4 4s.

'The author, who is well known as one of the first practical authorities on British fishes, has for fifty years been observing, noting, and drawing, with his own pencil, the various fish which live in British waters—a vast labour, in which he has been assisted by scientific friends living in various portions of the United Kingdom. The drawings are beautifully coloured to life, and some of the portraits (especially of the dog-fish) are really marvellous, rendering the recognition of a fish a work of the greatest ease.'—*The Field*.

**SOWERBY'S ENGLISH BOTANY:**

Containing a Description and Life-size coloured Drawing of every British Plant. Edited and brought up to the Present Standard of Scientific Knowledge by T. BOSWELL, (formerly SYME,) LL.D. F.L.S. &c. With Popular Descriptions of the Uses, History, and Traditions of each Plant, by Mrs. LANKESTER, Author of 'Wild Flowers Worth Notice,' 'The British Ferns,' &c. The Figures by J. E. SOWERBY, JAMES SOWERBY, F.L.S., J. DE C. SOWERBY, F.L.S., and J. W. SALTER, A.L.S. In Eleven Volumes, with 1824 full-page coloured plates, super-royal 8vo. (*For prices see p. 7.*)

'Under the editorship of T. Boswell Syme, F.L.S., assisted by Mrs. Lankester, "Sowerby's English Botany," when finished, will be exhaustive of the subject, and worthy of the branch of science it illustrates. . . . In turning over the charmingly executed hand-coloured plates of British plants which encumber these volumes with riches, the reader cannot help being struck with the beauty of many of the humblest flowering weeds we tread on with careless step. We cannot dwell upon many of the individuals grouped in the splendid bouquet of flowers presented in these pages, and it will be sufficient to state that the work is pledged to contain a figure of every wild flower indigenous to these isles.'—*The Times*.

'The most complete Flora of Great Britain ever brought out. This great work will find a place wherever botanical science is cultivated, and the study of our native plants, with all their fascinating associations, held dear.'—*Athenæum*.

'Nothing can exceed the beauty and accuracy of the coloured figures. They are drawn life-size—an advantage which every young amateur will recognise who has vainly puzzled over drawings in which a celandine is as big as a poppy—they are enriched with delicate delineations of fruit, petal, anther, and any organ which happens to be remarkable in its form—and not a few plates are altogether new. . . . A clear, bold distinctive type enables the reader



to take in at a glance the arrangement and divisions of every page. And Mrs. Lankester has added to the technical description by the editor an extremely interesting popular sketch, which follows in smaller type. The English, French, and German popular names are given, and, wherever that delicate and difficult step is at all practicable, their derivation also. Medical properties, superstitions, and fancies, and poetic tributes and illusions, follow. In short, there is nothing more left to be desired.'—*Guardian*.

'Without question, this is the standard work on Botany, and indispensable to every botanist. . . . The plates are most accurate and beautiful, and the entire work cannot be too strongly recommended to all who are interested in Botany.'—*Illustrated News*.

### **SOWERBY'S ENGLISH BOTANY, Vol. I. contains--**

All the Plants ranked under the orders Ranunculaceæ, Berberidaceæ, Nymphæaceæ, Papaveraceæ, and Cruciferae.

### **SOWERBY'S ENGLISH BOTANY, Vol. II. contains—**

All the plants ranked under the orders Resedaceæ, Cistaceæ, Violaceæ, Droseraceæ, Polygalaceæ, Frankeniaceæ, Carophyllaceæ, Portulacaceæ, Tamariscaceæ, Elatinaceæ, Hypericaceæ, Malvaceæ, Tiliaceæ, Linaceæ, Geraniaceæ, Ilicineæ, Celastraceæ, Rhamnaceæ, Sapindaceæ.

### **SOWERBY'S ENGLISH BOTANY, Vol. III. contains—**

All the Plants ranked under the orders Leguminiferae and Rosaceæ.

### **SOWERBY'S ENGLISH BOTANY, Vol. IV. contains—**

All the Plants ranked under the orders Lythraceæ, Onagraceæ, Cucurbitaceæ, Grossulariaceæ, Crassulaceæ, Saxifragaceæ, Umbelliferae, Araliaceæ, Cornaceæ, Loranthaceæ, Caprifoliaceæ, Rubiaceæ, Valerianaceæ, and Dipsacaceæ.

### **SOWERBY'S ENGLISH BOTANY, Vol. V. contains—**

All the Plants ranked under the order Compositæ.

### **SOWERBY'S ENGLISH BOTANY, Vol. VI. contains—**

All the Plants ranked under the orders Campanulaceæ, Ericaceæ, Jasmaceæ, Apocynaceæ, Gentianaceæ, Polemoniaceæ, Convolvulaceæ, Solanaceæ, Scrophulariaceæ, Orobanchaceæ, and Verbenaceæ.

### **SOWERBY'S ENGLISH BOTANY, Vol. VII. contains—**

All the Plants ranked under the orders Labiatae, Boraginaceæ, Lentibulariaceæ, Primulaceæ, Plumbaginaceæ, Plantaginaceæ, Paronychiaceæ, and Amarantaceæ.

### **SOWERBY'S ENGLISH BOTANY, Vol. VIII. contains—**

All the Plants ranked under the orders Chenopodiaceæ, Polygonaceæ, Eleanaceæ, Thymelaceæ, Santalaceæ, Aristolochiaceæ, Empetraceæ, Euphorbiaceæ, Callitrichaceæ, Ceratophyllaceæ, Urticaceæ, Amentiferae, and Coniferae.



**SOWERBY'S ENGLISH BOTANY, Vol. IX. contains—**

All the Plants ranked under the orders Typhaceæ, Araceæ, Lemnaceæ, Naiadaceæ, Alismaceæ, Hydrocharidaceæ, Orchidaceæ, Iridaceæ, Amaryllidaceæ, Dioscoreaceæ, and Liliaceæ.

**SOWERBY'S ENGLISH BOTANY, Vol. X. contains—**

All the Plants ranked under the orders Juncaceæ and Cyperaceæ.

**SOWERBY'S ENGLISH BOTANY, Vol. XI. contains—**

All the Plants ranked under the order Graminaceæ.

**THE PRICES OF THE VOLUMES ARE—**

				Bound cloth.			Half morocco.			Morocco elegant.		
				£	s.	d.	£	s.	d.	£	s.	d.
Vol. 1.	(Seven Parts)	...	...	1	18	0	2	2	0	2	8	6
Vol. 2.	ditto	...	...	1	18	0	2	2	0	2	8	6
Vol. 3.	(Eight Parts)	...	...	2	3	0	2	7	0	2	13	6
Vol. 4.	(Nine Parts)	...	...	2	8	0	2	12	0	2	18	6
Vol. 5.	(Eight Parts)	...	...	2	3	0	2	7	0	2	13	6
Vol. 6.	(Seven Parts)	...	...	1	18	0	2	2	0	2	8	6
Vol. 7.	ditto	...	...	1	18	0	2	2	0	2	8	6
Vol. 8.	(Ten Parts)	...	...	2	13	0	2	17	0	3	3	6
Vol. 9.	(Seven Parts)	...	...	1	18	0	2	2	0	2	8	6
Vol. 10.	ditto	...	...	1	18	0	2	2	0	2	8	6
Vol. 11.	(Six Parts)	...	...	1	13	0	1	17	0	2	3	6

Or, the Eleven Volumes, £22 8s. in cloth; £24 12s. in half morocco; and £28 3s. 6d. whole morocco. Also in 83 Parts, 5s. each.

A Supplementary Volume, containing Ferns and other Cryptogami, in preparation by PROFESSOR BOSWELL (formerly SYME.)

**THE COTTAGE-GARDENER'S DICTIONARY.**

Describing the Plants, Fruits, and Vegetables desirable for the Garden, and explaining the Terms and Operations employed in their cultivation. With a Supplement containing all the new Plants and Varieties to the year 1869. Edited by GEORGE W. JOHNSON, Editor of the 'Journal of Horticulture and Cottage Gardener.' Post 8vo., cloth, 6s. 6d. The Supplement separately, sewed, 1s. 6d.

'This is perhaps the most perfect work of its kind that has yet been published, and is invaluable to professed gardeners and amateurs. It is scientific, and yet every purely scientific or Latin term is explained, so that the less highly educated in botany may obtain an intelligent knowledge of names and varieties. It is practical and full of directions as to the growth of plants, fruits, and vegetables; and contains descriptions and illustrations of predatory insects, which will be found interesting as well as useful. The editor has had the advantage of having been able to engage the services of a number of practical and scientific gardeners in different parts of England, so that his dictionary has a value which no mere compiler or theorist could pretend to give.'—*Tablet*.

'If copiousness be a lexicographical merit, then must this dictionary be said to rank high. It is literally cramful of information. . . . Its miscellaneous essays are numerous and the work of skilful hands. Of its price we are ignorant, but we may believe the editor when he states it to be the cheapest work of the kind ever issued from the press.'—*Leader*.



## RAMBLES IN SEARCH OF WILD FLOWERS, and How to Distinguish Them.

By MARGARET PLUES, Author of 'Rambles in Search of Flowerless Plants,' 'British Grasses,' &c. With 96 coloured figures and numerous cuts. Third Edition, large post 8vo., 7s. 6d.

'This little book has already, we are pleased to note, attained its third edition. We sincerely wish it that continuance of public favour which it so well deserves.'—*Saturday Review*.

## MRS. LOUDON'S FIRST BOOK OF BOTANY.

Being a Plain and Brief Introduction to that Science for Schools and Young People. *New Edition, revised and enlarged*, by David Wooster, joint editor of Loudon's 'Encyclopædia of Plants,' Loudon's 'Hortus Britannicus,' &c., with numerous Engravings. Fcap. 8vo. 2s. 6d.

CONTENTS:—Chap. I. On the Elementary Organs of Plants.—Chap. II. The Parts into which Plants are Divided by Botanists.—Chap. III. The Natural Divisions of Plants.—Chap. IV. Botanical Classifications.—Index and Glossary.

## THE BOTANIST'S POCKET-BOOK.

By W. R. HAYWARD. Containing, arranged in a tabulated form, the chief characteristics of British Plants. Fcap. 8vo. flexible binding for the pocket, Second Edition Revised, 4s. 6d.

This Volume is intended as a handy Pocket Companion for the Botanist in the field, and will enable him to identify on the spot the plants he may meet with in his researches. Besides the characteristics of species and varieties, it contains the Botanical name, Common name, Soil or Situation, Colour, Growth, and time of Flowering of every plant, arranged under its own order.

'A book of modest pretensions and not without its value. . . . Occupying not much over two hundred pages of paper in limp cloth binding, it will be no great burden to the pocket or knapsack, and may frequently be usefully resorted to by a young botanist on the tramp, leaving more careful study till he gets home.'—*Nature*.

'The diagnoses seem framed with considerable care and judgment, the characteristics having been well selected and contrasted.'—*Journal of Botany*.

## MY GARDEN: ITS PLAN AND CULTURE.

Together with a General Description of its Geology, Botany, and Natural History. By the late ALFRED SMEE, F.R.S. Illustrated with more than 1500 Engravings on Wood. Second Edition, revised, imperial 8vo. 21s.

'Mr. Smee seems to be a gardener of the true school. His tastes lead him to cultivate almost every kind of hardy plants, and there are so many pretty figures of these in his pages as to make the book worth having for their sakes alone.....As a sort of recital of the pure pleasure and interest which even an otherwise busily occupied gentleman may derive from his garden, the book is of much value.'—*Field*.

'As for the illustrations they are simply perfect.....Lovers of gardens and lovers of art will join in prizing this book and in gratitude to Mr. Smee and to those who have so ably and faithfully seconded his aim.'—*Graphic*.

'This book.....has the merit of careful observation and a love for the common objects of nature which are too often disregarded because they are common.'—*Pall Mall Gazette*.

'Decidedly an interesting and useful work. It abounds in information on a variety of points which the lover of a good garden finds it necessary to know, but for which he does not know where to turn.'—*Lancet*.

LONDON: GEORGE BELL & SONS, YORK STREET, COVENT GARDEN.











