

## **Dainty dishes : receipts / collected by Lady Harriet St. Clair.**

### **Contributors**

St. Clair, Harriet Elizabeth, Lady, 1831-1867.

### **Publication/Creation**

Edinburgh : Edmonston & Douglas, 1867 (Edinburgh : Constable.)

### **Persistent URL**

<https://wellcomecollection.org/works/a7dgjra6>

### **License and attribution**


This work has been identified as being free of known restrictions under copyright law, including all related and neighbouring rights and is being made available under the Creative Commons, Public Domain Mark.

You can copy, modify, distribute and perform the work, even for commercial purposes, without asking permission.



Wellcome Collection  
183 Euston Road  
London NW1 2BE UK  
T +44 (0)20 7611 8722  
E [library@wellcomecollection.org](mailto:library@wellcomecollection.org)  
<https://wellcomecollection.org>










22101734502



Med  
K10480







DAINTY DISHES



EDINBURGH: PRINTED BY THOMAS CONSTABLE,

FOR

EDMONSTON AND DOUGLAS.

LONDON, . . . . .	HAMILTON, ADAMS, AND CO.
CAMBRIDGE, . . . . .	MACMILLAN AND CO.
DUBLIN, . . . . .	M <sup>1</sup> GLASHAN AND GILL.
GLASGOW, . . . . .	JAMES MACLEHOSE.

83353

# DAINTY DISHES

## RECEIPTS

COLLECTED BY

LADY HARRIETT ST. CLAIR

*SIXTH EDITION, WITH ADDITIONS*

EDINBURGH

EDMONSTON AND DOUGLAS

1867



21930550

WELLCOME INSTITUTE LIBRARY

WELLCOME INSTITUTE LIBRARY	
Coll.	welMOmec
Call No.	
	QT

## PREFACE TO SIXTH EDITION.

IT has naturally been a great gratification to the compiler of *Dainty Dishes* to find, from the number of editions already issued, that it has been so well received by the public, and it gives her reason to hope that the wish she expressed at the end of her Preface to the First Edition, and which, indeed, was her only object in publishing the volume, has been in some measure fulfilled; and however undeserved she has felt the many favourable criticisms she has read upon her perfectly unpretending work, they have not the less given her sincere pleasure, and they encourage her now to offer a small Appendix of receipts she has collected since her arrival in Germany.

One or two writers have taken exception to the title *Dainty Dishes*, contending that what was inexpensive, or equal to the means of the poor,



could not rightly be called 'dainty.' With this opinion she must, however, beg humbly to differ. In her idea, true daintiness consists in exquisite cleanliness and neatness in the preparation of whatever food it may be, and that with this and a little good taste and ingenuity, out of the most simple and least costly materials, a 'dainty dish' may be prepared and set before the peasant as well as before the king, whom the ancient nursery rhyme mentions as having had 'four-and-twenty black-birds baked in a pie, and when the pie was opened the birds began to sing,'—which must have been a 'dainty dish,' though rather disappointing to the king if he happened to be hungry. It is almost impossible that one cookery-book should contain receipts for dishes suited to every palate or every nation. There is an old proverb which says, not untruly, that 'what is one man's meat is another man's poison.' No doubt climate has a great influence on the prevailing taste in cookery. In the more northern latitudes, blubber, fat, tallow, oil, and such substances, constitute what the native considers

a 'dainty dish,' while in the southern, milk, meal, fruit, and vegetables, are almost the only articles of food. For this there is probably a chemical explanation, and that nature indicates what is most likely to support the body in healthy vigour, and what materials will supply those with which the air is deficient, to effect that purpose.

A good cook should be a cosmopolitan,—able to feed you with the plain wholesome roasts, broils, and boils an Englishman enjoys; tickle your palate with ragouts and entrées like a Frenchman; be economical like the Swiss and the Germans, and simple like the Scotch and Italians. A cookery-book which teaches you how to eat best at the least possible cost is an invaluable work, and may successfully contend with the works of ancient and modern philosophers; nay, it may even be regarded as both philanthropical and political. How many things may be arranged over a good dinner! How much more pleasantly and readily are all affairs settled. Speculations, alliances, treaties, love, friendship—all progress smoother and with quite another



feeling to what they would before, or might after a bad dinner. Your temper is quite different, and you shake hands willingly with a man you would previously have knocked down with pleasure. Depend upon it, a good dinner is a grand thing, and nothing important in politics or love should be discussed unless your private 'Minister of the Interior' is well satisfied. Fewer wars and quarrels would be the result if this was the case; but you must take care the contented 'interior' is not on one side, if there is truth in the old Scotch proverb, 'It's ill talking between a fu' man and a fasting.' Talk of philanthropy to a famished man, and he will be deaf to your prayers; but try him after a good dinner, and he will be capable of the most generous actions; even the most avaricious man, after he has been well fed—always supposing he has not had to pay for it,—may be persuaded to open his purse for the benefit of his fellow-beings. A life made up of cares and troubles becomes more tolerable, if not even pleasant, under the softening influence of good meat and drink; for

the time are forgotten the delusions of ambition, betrayed friendships, unfaithful love. A good cookery-book should thus contain a palliative for every evil, physical and moral. The first of physical evils is hunger, and it should teach you not only to satisfy, but to gratify it,—how to prepare a sauce that will make the worst piece of cold meat palatable, or out of the most homely, as well as the most expensive materials, cook a dish that will refresh the wearied body, which immediately reacts on the weary spirit, and gives it fresh courage to face anew the world and all its troubles.

The compiler is not presumptuous enough to believe that her collection of receipts is capable of conferring so great a boon upon humanity; she only hopes that it may in some measure help towards it.

With regard to the new receipts now appended to *Dainty Dishes*, many of them will strike the reader learned in culinary matters as the most extraordinary incongruous messes, but, before condemning, the collector recommends a trial of them, confident that, as she did, they will exclaim,



‘Well, it really is very good, though I did not think it possible!’ The mode of living in Germany and England is very different, and would certainly not suit so well an English stomach. The Germans have a curious love for all sweet, buttery, greasy things, which cannot be commended; but they are very ingenious in their preparations of various kinds of vegetables, many of which are really excellent, although the receipts would not lead you to suppose it. They eat much less meat than in England, and the meat generally makes the soup first. Soups of all kinds are held in high estimation, and are eaten at every meal but breakfast. Their cakes, puddings, and breads are endless, and mostly very good, though those they prefer have generally too much butter and spice in them for an English palate. Of course among the upper classes you do not perceive much difference from an ordinary dinner in England or elsewhere. Still, though the dishes in themselves may not be very different, the times and seasons of serving them are not always in accordance with English or French notions, and there is generally some

strange dish that puzzles you as to what may be its component parts, and that nothing but strong curiosity induces you to try; very often, however, you are agreeably surprised, after your temerity, at its excellence. Dinners are almost invariably served *à la Russe*, but the order of the courses is somewhat puzzling. In illustration of this fact the writer is tempted to give the *menus* of two great dinners at which she lately assisted, and which she feels bound to say were very good. First came what is called 'Huhner Suppe'—this was very like soup *à la Reine*, only with a great deal of chicken cut up in it; next followed Caviar, after which Steinbut (turbot) with oyster sauce; then 'Rinder filet mit Trüffeln' (Filet de Bœuf aux Truffes). Up to this point there is nothing very peculiar, but now comes a quite national course: 'Stech Rüben mit Kastanien' (turnips with chestnuts)—and here the writer must remark that they are not the turnips usually eaten in England and Scotland, but what are called Swedes, and which in Germany are a favourite vegetable; 'Rothen Kohl mit Kastanien' (red cabbage with chestnuts); 'Pomer-



anische gänse brust' (smoked geese breasts); and 'Leber-Wurst' (a sausage made of pigs' liver). These remarkable *plats* were succeeded by Lobster en Aspic, then 'Plumpudding' à l'Anglaise, a roast turkey following, and wound up with a large cake and ice. The next day's dinner began with 'Nachgemachte Schildkröten-suppe' (mock turtle-soup); Petits pâtés of lobster; then—*horribile dictu!*—salmon, quite out of season, succeeded by 'Ente mit Trüffeln' (ducks with truffles). And now again come the startling dishes—'Kohl mit Austern' (cabbage with oysters!)—it makes one shudder to think of it, but was in fact so good that the writer asked for, and obtained the receipt from her hostess, and it will be found in the Appendix, No. 24; stewed lentils ('Linsen') and four different kinds of sausages—Leber-Wurst, Frankfurter Brat-Wurst—which are very like Oxford sausages; Blut-Wurst—almost identical with black puddings; and Knack-Wurst—not unlike white puddings. These were followed by 'Rehbraten' (roe-deer) with different kinds of compôtes and salads. Riz à la Malte and dessert brought the dinner to a conclusion.

These are not at all offered as extraordinary specimens of a German bill of fare, for the writer could give many more curious, but they have fallen recently under her observation, and she thinks they sufficiently mark a difference between German and English dinners.

Although in their every-day life Germans fare simply, yet when they think it necessary to give what they call a 'Feine Diner,' it is a tremendous and everlasting affair, consisting of not less than sixteen or eighteen courses, thus arranged:—

- |                     |     |  |
|---------------------|-----|--|
| <i>1st Course,</i>  | . . | Two soups, clear and thick.  |
| <i>2d Course,</i>   | . . | Caviar, oysters, etc.  |
| <i>3d Course,</i>   | . . | Little patties, croquets, etc.   |
| <i>4th Course,</i>  | . . | Fish, dressed and plain.   |
| <i>5th Course,</i>  | . . | The large joints of meat.  |
| <i>6th Course,</i>  | . . | Vegetables dressed, with accompaniments,<br>such as raw ham, smoked geese-breasts,<br>tongue, and different sorts of sausages. |
| <i>7th Course,</i>  | . . | Entrées, with white sauce.   |
| <i>8th Course,</i>  | . . | Entrées, with brown sauce.   |
| <i>9th Course,</i>  | . . | Cold entrées, such as lobster salad, etc.  |
| <i>10th Course,</i> | . . | Game, both birds and beasts, with salad.   |
| <i>11th Course,</i> | . . | Fine dressed vegetables, such as young peas,<br>asparagus, etc.  |
| <i>12th Course,</i> | . . | Compots, both from fresh and preserved<br>fruits.  |



13th Course, . . .	Puddings and other warm sweet dishes.
14th Course, . . .	Creams, jellies, etc.
15th Course, . . .	Pastry of all sorts, and cakes.
16th Course, . . .	Butter and cheese.
17th Course, . . .	Ices.
18th Course, . . .	Dessert.

Having given this specimen of a German fine dinner, it may not be unamusing to an English sportsman to read what their German brethren consider necessary for their sustenance on a shooting expedition. This is a verbatim translation from a celebrated German cookery-book, to which German housewives have much recourse, and in which they place great faith :—

#### ‘ JAGD FRÜHSTUCK.

##### ‘ A SHOOTING BREAKFAST OR LUNCHEON.

‘ Gentlemen usually prefer eating this about the middle of the day, in the open air, with their fingers, in order that they may lose no time ; so it is not generally necessary to send knives and forks or tablecloths ; but you must take care, in order not to make them angry, that the luncheon is there at the right place and time.

‘ This luncheon should, in the first place, consist of bread and butter,—a penny-loaf cut in two is the best. (Of these each gentleman should be allowed four.) You are to fill them with different sorts of meat, veal, ham, pork-rolls, and sausages, or cheese, or these and other such things may be cut in thin slices and offered on plates. A large cold pie or sausage should also always be sent, as well as a cake cut up, and two or three pieces reckoned for each gentleman. Apples, eggs, pepper, and salt must also not be forgotten.

‘ For drink, both red and white light wine, as well as Port and Madeira, should be served, and, particularly in cold weather, punch and mulled wine, which ought to be sent in jugs with a woollen cover over them, that they may be kept as hot as possible; not less than half a bottle is to be allowed for each gentleman.

‘ Also for the gamekeepers, should be allowed as much bread and butter as for their masters, but of a commoner sort, and with only one kind of meat and cheese, and to each half a bottle of ordinary wine.




‘ The drivers must each have a bottle of beer ; and if any old men are among them, a dram of brandy ; but above everything, be careful not to give them too much ; also two good thick slices of brown bread, with a piece of ham-sausage or meat between them, or else a piece of cheese. If you have apples, a basketful should also be given them. Bread, meat, and water ought also to be taken for the dogs : for ‘ the merciful man is merciful also to his beast.’ In some places, the luncheon may be served in a forester’s or farmer’s house, and then the table must be properly covered, and hot dishes, such as cutlets, sausages, and potatoes added to it.’

If an English household would submit to be fed like a German one there is no doubt it would cost the heads of houses much less ; and with their Milch Suppes, Gries Suppes, Bier Suppes, and an endless variety of others, as well as vegetables cooked with fruits, and dressed in all imaginable ways, they look as well-fed, healthy, and fully more cheerful than the English consumer of beefsteaks and porter. An

English poor family might take many a hint from their German neighbours, and not only satisfy, but gratify, their appetites at a very small cost. The Scotch are much more like the Germans, and their soups, porridge, and cakes have great affinity with the 'Brühen Suppen' and 'Kuchen' of this country. The collector hopes that some of the receipts now offered may find favour with the British public, and that the critics who have been so kind to the 'Dainty Dishes' already published, will not be less lenient to those emanating from a foreign land.

DERNEBURG, *November 27, 1866.*





## PREFACE TO FIRST EDITION.

*QUAND LA CORNEMUSE EST PLEINE ON EN CHANTE MIEUX.*

**I**T may seem superfluous, if not presumptuous, to offer to the public a book on Cookery, when there are already so many extant, and of which several are the works of really great "Artists;" but this little volume presents itself without any pretension, as being merely a collection of receipts, many of which the Compiler believes to be original, and all of which she knows to be good. And if the jaded appetite of one sick person is stimulated, or one healthy appetite gratified, her object will be attained, and any trouble she may have had in the compilation of the book amply rewarded. It is often very difficult to prevail upon cooks to follow the directions of a receipt; they think they know as well, or better, and if they condescend to employ the ingredients, pay no attention to the instructions for their proportion, or admixture, or the time they may take in cooking, in order to bring them to the right point, as the French say, "cuit au point:" the result is probably a nasty mess, in no way resembling what was originally in-




tended. For this it is difficult to find a remedy; but there is one when practicable—*i. e.* make it yourself; and the writer hopes that the directions given are sufficiently explicit to enable the veriest tyro to do this without fear of failure, and consequent disappointment. A near relation of the Compiler's, and one who thoroughly understood and enjoyed good living, and from whom she acquired many receipts and much culinary lore, once said to her,—“*Original English, or what is called plain cooking, is the worst, and the most ignorant, and the most extravagant, in the known world!*” There is no doubt considerable truth in this; but she is not sure that the word *plain* should not be omitted, and questions much if there is or ever was *original English cookery*. The observation would then resolve itself into—“*English cookery is the worst,*” etc. etc.; and this she thinks few will be inclined to dispute. What can be more unpalatable than the horrible attempts at *entrees*, dignified with some high-sounding French name, made by the general run of English cooks? the sodden pieces of meat, soaking in a mess of flour and butter, commonly called *roux*, which, with the addition of a little melted glaze, forms the English cook's universal idea of a sauce, and which they liberally and indiscriminately bestow on fish, flesh, and fowl—proving, indeed, most painfully, how very little there is in a name; a theory, by the way, which the writer has often felt



inclined to dispute. Now, by what is called plain cooking, *per se*, she understands Roasting, Broiling, Baking, and Boiling; and if these are well done, nobody can justly complain of having a bad dinner. How much rather would not any one prefer a well-broiled mutton-chop—*brown, tender, and succulent*—tempting you, by its appearance, to eat, even as much as that of the other deterred you from the attempt! So with a joint of well-roasted beef, or mutton, and well boiled or baked potatoes; if not appetising, they at least satisfy your hunger without nauseating, and you cannot say you have dined badly, though your dinner has not been very *recherché*. But there are occasions when even a good appetite palls, upon the too frequent repetition of such heavy viands, and when that of the delicate invalid will turn with loathing from such solid, though wholesome food. It is then, the writer hopes, reference will be made to this little volume of “*DAINTY DISHES*,” and that the good appetite may be gratified, and the delicate one renovated.

DERNEBURG, *April* 10, 1866.






# CONTENTS.

---

	PAGE
SOUPS . . . . .	1
SAUCES—Cold Sauces . . . . .	20
Cold Sauces to keep . . . . .	29
Hot Sauces . . . . .	32
Fish Sauces . . . . .	48
FISH . . . . .	55
MEAT, POULTRY, GAME . . . . .	79
VEGETABLES, SALADS, etc. . . . .	128
EGGS, CHEESE, ENTREMETS, etc. . . . .	160
PUDDINGS, JELLIES, PASTRY, etc. . . . .	175
Pudding Sauces . . . . .	208
Pastry . . . . .	209
BAKING—Bread, Biscuits, Cakes, etc. . . . .	235
LIQUEURS, CUPS, etc. . . . .	252
PICKLING AND PRESERVING . . . . .	265
Different methods of making Marmalade . . . . .	272
COOKERY FOR THE SICK AND POOR . . . . .	285
DAIRY—CHEESE, BUTTER, etc. . . . .	305
VARIOUS RECEIPTS FOR MAKING COFFEE . . . . .	316
ADDITIONAL RECEIPTS, . . . . .	321





## S O U P S.



**S**OUPS, properly so called, are made from stock which may be made some days beforehand ; and this, by the addition of different vegetables, or very often the same merely cut in another shape, or the flavour varied by herbs, becomes *Soupe à la Julienne*, *Printanière*, *Brunoise*, etc. etc. For the making of stock, and its subsequent metamorphosis into these various soups, there are so many directions given in divers excellent French cookery-books that it would be superfluous to introduce them here : the following receipts would be therefore more correctly termed Broths, as they require to be fresh-made, and have each an individual character of their own.

### 1. POT AU FEU.

Put in a saucepan six lbs. of beef (bones included) cut into two or three pieces ; three-quarters of a lb. of mixed vegetables, such as onions, carrots, turnips, leeks, white cabbage, and celery with its leaves left on, all cut in good-sized pieces ; three small spoonfuls of salt, one of pepper, and one of sugar ; add eight pints of water ; let it boil gently three hours ; remove the fat ; add crusts of roll or slices of bread, either previously toasted or plain, and serve.



Beef . . .	6 lbs.
Vegetables, mixed	$\frac{3}{4}$ lb.
Salt . . .	3 small spoonfuls.
Pepper . . .	1 "
Sugar . . .	1 "
Water . . .	8 pints.
Bread . . .	<i>ad vol.</i>

To boil gently three hours.

## 2. SCOTCH MUTTON OR BARLEY BROTH.

Soak a neck of mutton in water for an hour; cut off the scrag, and put it into a stew-pot with two quarts of water: as soon as it boils, skim it well; let it simmer for an hour and a half, then take the best end of the mutton, cut it in cutlets, trim off some of the fat, and add as many to the soup as you think proper; skim the moment the fresh meat boils up, and every quarter of an hour after; then add four or five carrots, the same number of turnips, three onions, and some celery, all cut, but not too small; four large spoonfuls of barley, previously washed in cold water. The broth should stew altogether three hours twenty minutes; before serving, some chopped parsley may be added.

Neck of mutton . . .	1
Carrots . . . . .	5
Turnips . . . . .	5
Onions . . . . .	3
Celery heads . . . . .	3
Barley . . . . .	4 large spoonfuls.
Water . . . . .	2 quarts.

To boil slowly three hours; season to taste.



## 3. SIR ROBERT PRESTON'S MUTTON BROTH.

Two pounds and a half of mutton boiled in two pints of water, with a little barley, very slowly for three or four hours ; then strain it off and remove the fat ; add three turnips and carrots, and two leeks or onions, cut very fine ; put them, with three mutton chops, into the broth, and boil till tender ; when nearly done, add some greens, previously blanched and well drained ; boil for about ten minutes more, season with salt, and serve. The vegetables should appear quite thick in the broth, and be cut very small.

Mutton	. .	2½ lbs.
Water	. .	2 pints.
Turnips	. .	3
Carrots	. .	3
Leeks or onions	. .	2
Mutton chops	. .	3
Greens.		
Barley, say	. .	3 spoonfuls.

## 4. SHEEP'S HEAD BROTH.

Take a large breakfast cupful of barley, a sheep's head and trotters previously prepared, and, if the broth should be wanted stronger, a neck of mutton ; put them into a pot with two quarts of cold water ; as soon as it comes to the boil be careful to skim it well. Cut down some carrots and turnips small, a little parsley and two onions ; before you add the roots skim it again. Boil slowly till the head is quite tender ; take the pot off the fire and stand it near, covered closely, for a quarter of an



hour before serving. The head and trotters should be served separately with whole carrots and turnips.

#### TO PREPARE THE HEAD AND TROTTERS.

They should be well singed, which is best done at the blacksmith's. Split the head down the middle of the skull; take out the brains, and rub the head all over with them; lay the head and trotters to soak in water all night; scrape and wash well before using.

*N.B.*—Sheep's head is excellent eaten cold.

#### 5. HOTCH POTCH.

Take a neck or breast of mutton; cut it into small square pieces, put them into a pot with two quarts of cold water; when it boils skim it well, and add the vegetables and a little salt and pepper; carrots, turnips, celery, young onions, and a quart of shelled peas (they should not be very young); let them boil very slowly till done. Half an hour before serving add a pint of *young* green peas. Almost any vegetables that are in season may be added to hotch potch with improvement, and it may be made with lamb instead of mutton. It cannot be boiled too slowly; eight hours is not too much.

Neck or breast of mutton or lamb	1
Water . . . . .	2 quarts.
Old peas . . . . .	1 „
Young peas . . . . .	1 pint.
Carrots . . . . .	6
Turnips . . . . .	6
Celery . . . . .	3
Onions, young . . . . .	7



## 6. CLEAR OR ENGLISH MUTTON BROTH.

Take a neck of mutton ; cut off it as many chops as you wish to serve in the broth ; put the remainder into a pan with carrots and turnips, stir it to prevent its getting thick, and skim carefully ; let it boil four hours, then strain it through a sieve, and add the cutlets and carrots and turnips cut into dice or any shape you fancy, and boil till they are tender ; season with pepper and salt. A little raw parsley chopped very fine may be added just before serving.

## 7. BEEF BROTH, OR BROTH À LA MODE.

Put into a soup-pot twelve lbs. of the *sticking* piece of beef from a young ox, with the kernels and sweetbreads ; pour on sufficient cold water to cover the meat ; set the pot over a quick fire, and carefully attend to the scum rising, so that it may all be removed before it can boil into the broth. After the first scum is removed, immediately throw in some cold water, which will cause more to rise. When this is removed, place the pot by the side of a stove to boil slowly for four hours ; then strain the broth through a napkin, which should be kept for the purpose ; take care of the kernels and sweetbreads, which you return to the broth, together with four carrots and turnips, a head of celery and two onions ; these should be cut in good-sized pieces with a round cutter. Continue boiling the broth till the vegetables are quite tender ; season and serve. Be careful to remove any fat that may rise in the second boiling.



Sticking piece of beef	12 lbs.
Carrots . . .	4
Turnips . . .	4
Celery . . .	1
Onions . . .	2
Salt.	

To boil four or five hours.

### 8. COCK-A-LEEKIE.

Truss a cock as for boiling, put it into a stew-pan with a piece of lean beef, about 4 lbs. ; two dozen of leeks cut in pieces about an inch long, rejecting the coarser green part ; a little pepper and salt, and five quarts of water. Cover the stew-pan up closely and allow its contents to stew slowly four hours ; then place the cock in a tureen ; remove the beef, and pour the soup and leeks over it, and serve.

Cock . . .	1
Beef . . .	4 lbs.
Leeks . . .	2 doz.
Pepper . . .	1 spoonful.
Salt . . .	1 „
Water . . .	5 quarts.

To boil four hours.

### 9. ANOTHER COCK-A-LEEKIE.

Put four lbs. of beef and an old fowl in a gallon of water, and when it boils throw in a good quantity of sliced leeks with plenty of the tender green part left on, a teaspoonful of ground pepper, and half a one of salt. Let all boil for four hours, then put in half a lb. of prunes,

and let it boil an hour longer; take out the meat and fowl; cut off some of the best parts of the white meat from the breast of the fowl, and add it to the soup; the prunes should be left in. The leeks are improved by being soaked two hours in cold water before they are used. This is an excellent receipt.

Beef . . .	4 lbs.
Fowl . . .	1
Water . . .	1 gallon.
Leeks . . .	4 dozen.
Prunes . . .	$\frac{1}{2}$ lb.
Pepper . . .	1 spoonful.
Salt . . .	$\frac{1}{2}$ "

To boil five hours.

#### 10. FRIAR'S CHICKEN, LIÉ OR THICK.

Take a knuckle of veal, two carrots, two turnips, two or three onions, and a few sweet herbs; boil all these together to a good stock and strain it. Have ready a pair of chickens boiled tender and cut in pieces, a quart of cream and six yolks of eggs beaten together; add these to the broth and heat them up together, and send it to table. Some like a little minced parsley added just before serving.

Knuckle of veal	1	} These ingredients are removed.
Turnips . . .	2	
Carrots . . .	2	
Onions . . .	3	
Sweet herbs . . .	4 sprigs.	
Cream . . .	1 quart.	
Yolks of eggs	6	
Chickens . . .	2	



## 11. FRIAR'S CHICKEN, CLEAR.

Take two or three chickens cut in quarters, as for a fricassee, and a small piece of lean beef; put them in four quarts of boiling water; when nearly done enough, which will be in about two hours, add some finely-minced parsley. Do not leave it on the fire more than ten minutes after this; the minute before serving stir in quickly two eggs previously well beaten together. Attention should be paid to skimming, and it is more delicate if the skins of the chickens are removed.

Chickens . . . .	3
Lean beef . . . .	2 lbs.
Water . . . . .	4 quarts.
Minced parsley . . .	<i>Quant. suff.</i>
Eggs . . . . .	2

To be boiled  $2\frac{1}{4}$  hours; seasoned to taste.

## 12. KNUCKLE OF VEAL AND RICE SOUP.

To a knuckle of veal well scalded add three quarts of veal stock, three ounces of rice, a blade of mace, and a sprig of thyme; when it has boiled two hours and a half put into it one onion and two heads of celery cut fine; let it boil half an hour longer; season with salt, take out the large bones, and serve. A fowl and rice may be done in the same way, but will not take so long.

## 13. POTATO SOUP.

Grate off the skin of as many potatoes as will make the quantity of soup required, and which will partly depend upon their size, they should be of a mealy kind; wash



them well in tepid water, add them to your stock previously prepared from roast beef bones; four or five onions, and some salt and pepper. Let it simmer very slowly till the potatoes are quite dissolved.

#### 14. ANOTHER POTATO SOUP.

Cut a breast of mutton into small square pieces; put it on to boil with some good stock; let it stew gently, skimming it meanwhile carefully, for two hours; then add two dozen of potatoes peeled and washed (they should not be large ones), and two dozen button onions, or five large ones sliced. Season with salt and pepper, and stew slowly till the potatoes are nearly dissolved.

Breast of mutton	1
Potatoes . . .	2 doz.
Onions . . .	5 large or two dozen buttons.
Salt and pepper.	

To stew three or four hours.

#### 15. HARE SOUP

Should be made with a perfectly fresh hare. When skinned, take care to save all the blood. If a larger quantity of soup is required, or it is wished very strong, take two fresh hares, but on no account use any other meat. Cut the hare in pieces, and put into a dish with the quantity of water required for your soup. Let it stand an hour; then add the blood of the hare; strain it through a sieve into the soup-pot, and put all on the fire; stir it constantly till it boils, to prevent its curdling, and skim it a little; then put in a carrot, a piece of



celery, two whole onions, and an ounce of black pepper tied up in a bit of muslin; a bunch of herbs, salt, and a little chopped onion. Boil it slow for three hours; take it off an hour before dinner; strain it through a sieve; take out the onions, carrot, pepper, etc., and put in some of the best pieces of the hare which you had previously kept back, cut as for jugged hare; return it to the saucepan, and let it boil. Take a tablespoonful of ground rice, and, shortly before serving, stir it well into the soup; continue stirring till it is removed from the fire.

Hares . . . 1 or 2

Carrot . . . 1

Celery . . . 1

Onions . . . 3

Pepper . . . 1 oz.

A bunch of herbs.

Salt to taste.

Ground rice . . . 1 tablespoonful.

To stew four hours.

#### 16. SPORTSMAN'S BROTH.

Take a grouse, a blackcock, a ptarmigan, a woodcock, and any other game you have; cut them in small joints, reserving some of the best pieces; put them into a pot with water and plenty of vegetables whole. Let it stew very slowly four or five hours; then take the best pieces, season them and toss them in a little flour; brown them over a very quick fire, and add them to the strained stock, with two dozen very small onions, two heads of celery sliced, and half a white cabbage shred fine; to stew slowly till tender. Half an hour before serving, add six potatoes cut in slices. This is excellent.



## 17. MOORFOWL SOUP.

Remove the backs of six moorfowl ; cut the best parts of the legs, wings, and breast from four of the birds ; if you have any pieces of pheasant or partridge, you can add them. Stew them till quite tender, then add about three pints of veal stock, and set it on to boil very slowly for one hour. Strain it through a tammy, and skim the fat off as clean as possible ; remove all but the best pieces of moorfowl ; give one boil more, and skim it again ; add a small lump of sugar and a glass of white wine.

## 18. MULLIGATAWNY.

Take a good veal stock, flavoured with carrots, turnips, onions, celery, and a little white pepper ; strain it through a fine sieve ; be particular in removing the scum when it first boils up. Then take two chickens, or the best part of three rabbits ; put them into a stew-pan with a little butter ; set it over a slow fire to stew till they become tender ; take them out and wash them clean in warm water. In another stew-pan put a little butter and flour ; stir it over a slow fire for five minutes, then add your veal stock ; let it boil up for a quarter of an hour ; now put in your chickens or rabbits, cut as for fricassee ; curry powder, the quantity of which you must regulate according to taste ; two large spoonfuls of rice, a little cayenne pepper, and a little salt. Let it boil till the rice is tender ; skim it clean ; and before serving stir in carefully a pint of good cream.

## 19. SOUP À LA FLAMANDE.

Take two quarts of good veal stock, put in a small hand-



ful of sliced spinach and sorrel, and let it boil till this is tender ; season it with salt, and while it is boiling, but about two minutes before serving, stir into it a pint of cream previously well mixed with the yolks of six eggs.

#### 20. TURNIP SOUP.

Slice six yellow turnips, two large onions, a carrot, and a piece of celery ; stew them till tender in a quarter of a pound of butter, then add a little boiling soup, and let it boil till the vegetables are thoroughly done ; rub them through a sieve, return them to the stew-pan, and add as much soup as you require for your tureen ; let it boil ; beat up the yolks of six eggs in a pint of cream, and just before serving stir it into the soup. Season with white pepper and salt.

#### 21. POTAGE À LA PURÉE DE LENTILLES.

Take six heads of celery, three onions, two turnips, and four carrots ; put them into a stew-pan with one pound of lentils, a large slice of ham, and a quarter of a pound of butter ; set it upon a stove to stew slowly for one hour, then add two quarts of soup and let it stew for two hours ; strain the soup into a dish, and put the vegetables and lentils into a mortar and pound them ; then rub through a sieve with a little of the broth by means of a wooden spoon ; put it again into the stew-pan with a little salt and the crust of a French roll toasted, and let it simmer for a quarter of an hour longer, and serve. It may be made without the French roll, and fried bread served with it. When celery cannot be procured, the seed, as a substitute, is almost as good, the same with chervil.



## 22. WHITE CELERY SOUP.

Two quarts of veal stock boiled with six heads of celery till done very tender ; strain it and add six more heads of celery cut very fine, and two ounces of butter mixed with three tablespoonfuls of flour. Stew till the celery is quite tender, and just before removing from the fire add half a pint of good cream previously scalded. Season with salt, a small piece of sugar, and a very little cayenne.

## 23. PURÉE OF GREEN PEAS.

Take three pints of green peas, two turnips, two onions, a small bunch of mint, and one head of celery cut in pieces, and put them into a stew-pan with two ounces of butter and one quart of soup ; let them stew till tender enough to rub through a tammy ; when this is done add two quarts more soup. Season with salt and a small piece of sugar ; let it come to the boil, and add one teacupful of spinach juice to make it a fine green colour.

## SPINACH JUICE FOR GREENING.

Pound some spinach in a mortar, squeeze it through a tammy or sieve ; put the juice in a stew-pan on the fire till it curdles ; then pour the water off through a fine lawn sieve, and rub the green residue through with a little broth.

## 24. SOUP MAIGRE.

Put three pints of green peas in a gallon of water, a bunch of sweet herbs, a French roll, a blade of mace, a few cloves, and some pepper. Let these boil till it comes to three quarts ; strain it, and put in a pint of young peas.



Then take some lettuces, some parsley, young leeks, and celery ; chop them small and fry them in brown butter, drain them, and add them to your soup. A small piece of bacon may be used to season it.

#### 25. WHITE SOUP MAIGRE.

Take a large handful of chervil, four heads of celery, two onions, three lettuces, a little sorrel, thyme, and tarragon ; boil these in a quart of water upon the stove till quite stewed down. About a quarter of an hour before dinner take it off and strain it from the herbs, and let it stand till it is cool ; then add to it a pint of good cream, thickened with the yolks of three eggs ; stir it well in, and put it on the fire to heat, but do not let it boil. Green peas or asparagus, sorrel or rice, may be added.

#### 26. ANOTHER SOUP MAIGRE.

Six cucumbers, four lettuces, two onions, a good handful of spinach, a sprig of mint, and a pint of shelled peas, a small piece of ham, and a quarter of a pound of butter ; put these into two quarts of water and boil for four hours, and then pass it all through a sieve. When done, put in a pint of green peas well boiled, and a few slices of cucumber or any other vegetable you like. The vegetables should be well washed, and the cucumbers and lettuces cut before being put in.



## FISH SOUPS.

## 27. STOCK FOR BROWN OR WHITE FISH SOUP.

Take a pound of skate, four or five flounders, and two pounds of eels; clean them well, and cut them into pieces; cover them with water, and season with mace, pepper, salt, an onion stuck with cloves, a head of celery, two parsley roots sliced, and a bunch of sweet herbs. Simmer all together in a stew-pan closely covered for an hour and a half, then strain it off for use. If for brown soup, first fry the fish brown in butter, and then proceed as above. It will not keep more than two or three days, and is best used quite fresh.

## 28. SALMON SOUP.

Take a fowl or an equivalent piece of veal, a piece of lean ham, a few anchovies, and half a pound of salmon; put them all together in a stew-pan, with a piece of fresh butter, on the fire; let it stew for half an hour, taking care it does not brown; add three quarts of water, and skim well; add to it a head of celery, two or three onions, a little parsley, two or three cloves, and a little allspice and white pepper; let it boil an hour and a half, and strain it through a lawn sieve; then take a pan with a bit of butter and a spoonful of flour, stir them together till it comes to a light brown, then add the stock and stir till it boils; take care and skim off all the butter; now stir in a piece of salmon, previously boiled, pounded, and rubbed through a tammy with a little cream, and if you have it, some lobster spawn, which gives it a fine colour. Have ready a slice of salmon, boiled quick in water;



cut it in small pieces, and add it to the soup before you serve it up.

### 29. SOUP À LA MELTON MOWBRAY.

Fillet two middling-sized haddocks with the skin on; lay them on a buttered sauté-pan on which you have previously sprinkled six finely-chopped eschalots, a tablespoonful of minced parsley, and a pinch of finely-powdered mace. Take the heads, bones, and trimmings, and set them in a saucepan over the fire for a few minutes, and then add two quarts of good stock; simmer for half an hour. Blanch and beard fifty oysters; add the liquor to the stock, and the oysters to the fillets; thicken the soup with roux, and, when well skimmed and clarified, add it to the fillets previously slightly fried. Let it boil five minutes; add half a pint of Madeira or dry sherry, the juice of half a lemon, and season with cayenne to taste. When haddocks cannot be procured, soles or whittings do as well. It is also excellent made with cod-sounds, well soaked and blanched, instead of fillets of fish, and cod-fish used for the stock.

### 30. COD'S-HEAD SOUP.

Make half a gallon of strong stock as follows:—Take two pounds of beef, half a knuckle of veal, and a pound and a half of lean ham, two large onions stewed in butter, with a little gravy to keep them from turning brown. Let it boil up, then add a bunch of sweet herbs, marjoram, thyme, and basil, two bay-leaves, a small handful of parsley, and the peel of half a lemon. Let it stew gently till the herbs are tender, then pass it through a tammy. Now take half a bottle of white wine, the eighth



of an ounce of cloves, and the same quantity of black pepper, the eighth of a pound of anchovies, and a quarter of a pint of mushroom ketchup ; stew all these together slowly for a quarter of an hour, strain it, and add the liquor to the stock. Season with a little cayenne pepper and salt, and thicken with a little roux. Have ready a large cod's head stewed in a pan with a little stock till all the meat comes from the bones. Add this fish and the gravy it was stewed in to your soup, and let it boil up, with forced-meat balls and little eggs thus prepared :—

Take half a pound of cod, six large oysters, three anchovies, and a quarter of a pound of suet ; season highly ; add a few bread crumbs and one egg, and make into balls. The little eggs are made by beating three hard-boiled yolks of eggs in a mortar to a paste with the yolk of one raw egg. Roll into small balls, and throw them into boiling water for two minutes.

### 31. SCOTCH FISH SOUP.

Take four haddocks, skin them, and take out all the bones ; cut them into pieces about two inches long ; then put the heads, skins, and bones, after being well washed, into four quarts of good beef-stock, with three onions, and let it boil for an hour ; then strain the soup into a clean saucepan, into which put two onions, chopped very small, a turnip and a carrot, which latter are to be taken out. Let it boil five minutes, then put in your pieces of fish with a handful of minced parsley, and let it boil eight minutes. Season with pepper and salt. Some add two tablespoonfuls of mushroom ketchup, but the compiler disapproves of it.



## 32. A MARSEILLES RECEIPT FOR BOUILLABAISE.

Almost any sort of fish may be used in making bouillabaise, and the more kinds the better. Those generally used, because caught in the Mediterranean, are whittings, red mullets, soles, gurnet, turbot, lobsters, and cray-fish. Slice two large onions, place them in a wide but deep stew-pan made of thin metal; add four or five spoonfuls of the best olive oil. Fry the onions of a pale brown colour. Next place the fish, previously washed and cut in small pieces, in the pan, and cover them with warm water, but not more than equals the depth of the contents; add salt in moderation, half a bay leaf, and the *flesh* of half a lemon without rind or pips, two tomatoes cut in dice and the seeds removed, a small tumbler of light white wine, a few peppercorns, and four cloves of garlic. Set it on a very hot stove, and let it boil for twelve minutes. By this time the liquor should be reduced to a third of its original quantity; add a small pinch of saffron, a tablespoonful of chopped parsley, and allow it to boil a minute longer; taste and correct the seasoning if required. Have ready your tureen or deep dish with two dozen slices of light French roll or bread, cut half an inch thick, laid in the bottom; pour some of the soup over, and turn the bread, so that it may be thoroughly soaked; then pour in the remainder, keeping back the inferior parts of the fish, and serve very hot.

This is sometimes varied by adding a liason made of the yolks of six or seven eggs, added to some of the soup, which is to be stirred quickly over the fire till it comes to the consistency of custard, and then poured over the slices of bread.



## 33. BOUILLABAISE À L'ANGLAISE.

As the preceding receipt is often considered too strong for the English palate, this is in a milder form; it is excellent, and exceedingly nourishing and wholesome for an invalid.

Take cod, mullet, whiting, turbot, or any other fish you like; cut them cross ways, in pieces of from about two ounces to a quarter of a pound each. Slice two good-sized onions, place them in a stew-pan large enough to contain all the fish at the bottom,—a shallow pan is best. Add two tablespoonfuls of olive-oil; fry the onions a light brown; put in the fish with as much warm water as will cover them well, a teaspoonful of salt, half a one of pepper, half a bay leaf, the flesh of half a peeled lemon cut in dice, two tomatoes cut in slices and their seeds removed, two small glasses of sherry or other white wine, a few peppercorns, and half a clove of garlic. Set on a fierce fire, and boil very fast for twelve minutes, or till the liquor is reduced to one-third. Then add a tablespoonful of chopped parsley, let it boil one minute longer, and pour it into a deep dish over slices of bread the same as the other. This is also very good made with all sorts of fresh-water fish, and the garlic may be entirely omitted.

## 34. OYSTER SOUP.

Take eighty oysters and their liquor; place them in a pan with salt, cayenne pepper, and a teaspoonful of chopped chervil; when boiling add three yolks of eggs beat up in half a pint of cream, and serve. This is enough for five persons. If the oysters have not sufficient liquor, a little water and salt may be added, and parsley may be used, if preferred, instead of chervil.



## SAUCES.



### COLD SAUCES.

#### 35. BALBIRNIE SAUCE FOR COLD PHEASANT.

A SMALL shallot chopped as fine as possible, one spoonful of mustard, one tablespoonful of oil. Mix thoroughly and add a little salt, one tablespoonful of vinegar, and two of ketchup. This is excellent.

#### 36. SAUCE PIQUANTE.

One large spoonful of mustard, one of sugar, worked smooth together with a few drops of olive-oil, one tablespoonful of shallot or tarragon vinegar, or half a one of each, one of ketchup, and two of Harvey sauce.

#### 37. HANOVERIAN SAUCE FOR BOAR'S HEAD, ETC.

The outer rind of a lemon (a Seville orange is better) cut in very thin small slices, one tablespoonful of pounded-sugar ; squeeze the juice of a lemon over the two together, add half a tablespoonful of mustard, two of oil, and two of port wine. This is an excellent sauce for wild duck.

#### 38. SAUCE PROVENÇALE.

Put into a bason two raw yolks of eggs, a good pinch of salt and two spoonfuls of mustard, and a teaspoonful of



tarragon vinegar. Take a spoon and beat it well and quickly. When it is well mixed add a few drops of common vinegar and the same of oil ; beat them well in as you add them, taking care never to put in too much oil at a time. Continue to add till you have enough sauce, and have worked it quite smooth and thick ; then taste and season as it may require with salt, pepper, or more vinegar, and stir in some finely-chopped chervil, parsley, and tarragon.

#### 39. SAUCE FOR COLD MEAT OR FISH.

Shred parsley, a little shallot, and half a clove of garlic very fine. Rub them down in two spoonfuls of good oil and five yolks of eggs well beaten ; add a little salt and pepper, one spoonful of mustard, two of tarragon vinegar, or elder if preferred, and one of white wine. Continue beating till of a good consistence : it takes three-quarters of an hour to make it well.

#### 40. DUTCH SAUCE FOR COLD MEAT.

Beat up the white of an egg with a little white pepper and salt, a dessertspoonful of minced parsley, a small shallot and onion, a teaspoonful of mustard, and two tablespoonfuls of olive-oil. Whisk it well together, and add a spoonful of tarragon vinegar ; grated horseradish may be added if liked.

#### 41. SAUCE FOR COLD GAME, ETC.

Rub the yolks of two hard-boiled eggs through a sieve ; add two tablespoonfuls of salad oil, two of tarragon vinegar, one of chili, half a spoonful of walnut ket-



chup, and three of common vinegar, a small quantity of minced parsley and shallot, some pepper and salt. Add enough cream to make the consistence of thick custard.

#### 42. SAUCE À LA TARTARE.

Take two anchovies, wash them well; two yolks of hard-boiled eggs. Mince separately some parsley, shallot, or onion, and tarragon. Put all into a small bowl with a spoonful of French mustard, one of olive-oil, and one of vinegar, a little pepper and salt; beat with a wooden spoon till it is smooth. It is good with meat, fish, or game, with or without salad.

#### 43. SAUCE PIQUANTE.

Pound together two hard-boiled yolks of eggs, one ounce grated horseradish, half an ounce of salt, a tablespoonful of mustard, a little minced shallot, one teaspoonful of celery and one of cress-seed, a small quantity of cayenne. Add gradually a wine glassful of oil, and two of tarragon, horseradish, or cress-vinegar. Set it over a gentle fire, and stir with a wooden spoon till it is like thick cream, then let it cool.

#### 44. COLD SAUCE FOR GROUSE, OR OTHER GAME.

Mix the yolks of two raw eggs with a spoonful of salad-oil very smooth; then add three spoonfuls of vinegar, one of sugar, and three of finely-chopped parsley, green onion, and a little shallot; add some pepper and salt. Cut up your game, and just before serving, pour this sauce over it.



## 45. GERMAN SAUCE FOR BOILED BEEF.

Take six ordinary sized potatoes, boil them in salt and water, skin them and let them cool, grate them with a sugar-grater ; add the yolks of six hard-boiled eggs, mix them well together ; then take four spoonfuls of fine olive oil and two of vinegar, and pass all through a hair sieve ; add a little finely-minced parsley. This sauce should be pretty thick, but if it appears too much so, more vinegar may be added. This is enough for a large quantity.

## 46. MUSTARD SAUCE.

A teacupful of mustard to be put into a dish with a tablespoonful of sugar, one of olive-oil, and a little salt ; to be well mixed with the yolk of a hard-boiled egg rubbed down ; add as much vinegar as will make it sufficiently liquid, and strain it through a sieve.

## 47. SAUCE À LA TARTARE.

Chop one onion, two shallots, a little parsley and tarragon, and a few capers, very fine ; two yolks of eggs boiled hard, rubbed down, and dissolved by a little drop of water. Mix all these well together, and add a spoonful of tarragon and one of plain vinegar ; beat it well with a wooden spoon, adding by degrees a spoonful of olive-oil and mustard to your taste. This is a very good receipt, and is excellent with broiled fowl, or grouse, or eels, or salmon, and with cold meat of all kinds.

## 48. SAUCE À LA RAVIGOTE.

Take capers, burnet, chervil, tarragon, a few stalks of celery, and two balm leaves ; pick and wash them ; also



two anchovies. Mince the whole very fine, add a little fine pepper and salt, put all into a marble mortar, and beat till it is thoroughly mixed. While beating, add the yolk of a raw egg and a little olive-oil, and at intervals moisten it with a little white vinegar till it is of the consistence of thick cream. Mustard may be added, if liked, and chopped green chilis.

#### 49. INDIAN SAUCE.

Three apples, one large cucumber with the seeds taken out, two onions, eighteen fresh green chilis, and three tomatoes ; to which add one small spoonful of cayenne. Mince all very fine, mix well together, put in a little salt, and cover with vinegar. It is ready for immediate use, but will keep a long time, and is excellent with cold meat.

#### 50. POIVRADE SAUCE TO KEEP.

Half a pint of the best vinegar, half a pint of water, two large onions, half a handful of horseradish, and a little pounded white pepper and salt. Boil all together for a quarter of an hour, strain it clear, and bottle it. This may be added to gravy when used.

#### 51. MAYONNAISE.

Take three spoonfuls of sauce allemande (see No. 86), six of aspic ; add a spoonful of tarragon vinegar, a little pepper and salt, and some finely-chopped herbs, such as tarragon, chervil, burnet, etc., or minced parsley alone. Add these, and then set the sauce on the ice to freeze till it becomes quite stiff. This may be used with fish or meat.



## 52. SAUCE REMOULADE OR VINAIGRETTE.

Put into a sauce-boat a shallot, a clove of garlic, some parsley and green onions, all minced very fine; add a little pepper, a spoonful of mustard, three tablespoonfuls of oil, and two of vinegar. This is very good with all cold meats.

## 53. MAYONNAISE.

Choose two very white yolks of eggs, add to them a little fine salt, and two teaspoonfuls of tarragon vinegar; beat this quickly in a mortar or dish with a wooden spoon. When well mixed add by degrees a wineglassful of olive-oil and a little more vinegar. Work it well against the sides of the dish, as this makes it creamy and thick. You may add more oil or vinegar—either elder, tarragon, or shallot—as your sauce makes, and a spoonful of aspic jelly. It must be made very quickly in a dry cool place or it will curdle. If you have no ice to freeze it, and wish it to look very white, rub in a few drops of cold water.

## 54. THE SAME À LA RAVIGOTE.

Blanch a ravigote of tarragon, scallions, and chervil for five or six minutes in boiling water; let them cool, squeeze and pound them; add a spoonful of mayonnaise. When it is well incorporated strain and mix by degrees with the above mayonnaise.

## 55. BEURRE À LA MAÎTRE D'HÔTEL.

Put on a plate a quarter of a pound of fresh butter, a quarter of a spoonful of salt and one of pepper, two of



chopped parsley, the juice of a middle-sized lemon (if you have no lemon you can use vinegar), and a very little cayenne. Mix all well together and keep it in a cool place. This is good with kidneys, and all broiled meat and fish.

#### 56. ANCHOVY BUTTER.

Take six anchovies, scrape and wash them, bruise them on a board, and mix six ounces of fresh butter with them; pass through a sieve, and keep in a cold place for use.

#### 57. PIMENTO BUTTER.

Two ounces of butter, a teaspoonful of chilis chopped fine, one of parsley, a piece of garlic the size of a small pea scraped, half a spoonful of salt, a little pepper, and the juice of half a lemon—all well mixed.

#### 58. SHALLOT BUTTER.

A quarter of a pound of butter, a teaspoonful of chopped shallot, a little cayenne, salt, and pepper, half a teaspoonful of mustard, and the juice of a lemon; mix all well together. These butters are all good for cold or broiled meats and salads.

#### 59. BEURRE DE MONTPELLIER.

Take a handful of chervil, tarragon, burnet, and green onions or chives; wash them very clean and blanch them in boiling water with a handful of salt, which keeps them green; let them boil six minutes, and put them into cold water to cool; have ready eight hard-boiled yolks of eggs; drain the herbs, and squeeze all the water out of them;



put them into a mortar, and pound them to a pulp ; add the yolks of eggs, ten anchovies (washed and boned), two spoonfuls of capers, a very little bit of garlic (this may be omitted if not liked), some salt, a little cayenne, and a small quantity of mustard. Pound all this together till quite smooth, then add half a pound of very fresh butter, a spoonful of olive-oil, and one of elder or tarragon vinegar. Taste if it requires more seasoning, and rub it all through a sieve. None of the herbs should predominate ; and if not green enough, add some spinach or parsley juice. Put it on the ice, and use it for anything cold, such as salads of fish, game, etc.

To make the greening of spinach or parsley, pick and wash two large handfuls of spinach or parsley ; pound them in a mortar ; squeeze them through a tammy, and pour all the juice into a small stew-pan ; set it on the fire, but take care it does not boil ; and when it just begins to curdle, strain it through a silk sieve, and use as required.

#### 60. SALAD SAUCE.

The yolks of three raw fresh eggs, a teaspoonful of salt, and the same quantity of mustard ; beat it well together one minute, then add and mix, by little at a time, three tablespoonfuls of the finest olive-oil, and one of the best vinegar.

#### 61. SALAD SAUCE.

Yolks of two hard-boiled eggs well bruised, two table-spoonfuls of oil well mixed, the same of vinegar, a teaspoonful of chili vinegar, and the same of salt and mustard.



## 62. BALBIRNIE SALAD SAUCE.

Two eggs boiled twenty-five minutes and well bruised, two spoonfuls of salt, two yolks of raw fresh eggs, eight tablespoonfuls of oil, mixed slowly in a cup with a wooden spoon. When half the oil is mixed in, a little at a time, add half a teaspoonful of mustard, and then the remainder of the oil—by so doing it will become as thick as a paste; then add two tablespoonfuls of French tarragon vinegar, and mix well. This is excellent to eat with beetroot.

## 63. GERMAN SALAD SAUCE.

Six tablespoonfuls of oil, and eight of the best vinegar, two of tarragon vinegar, and one of chili, and a small quantity of cayenne pepper; stir together and mix well with the salad. The red wine vinegar of Germany and olive-oil, mixed in the proportion of one tablespoonful of vinegar to two of oil, and a little salt and pepper, makes the best possible summer salad sauce.

## 64. SALAD SAUCE.

The yolk of one hard-boiled egg mixed with one raw one and a little water, a teaspoonful of salt, half a teaspoonful of mixed cayenne and black pepper, and one of mustard, a tablespoonful of vinegar, one of anchovy sauce, and five of either oil or thick cream. Cream may generally be substituted for oil in salad sauces.



## COLD SAUCES TO KEEP.

## 65. A USEFUL SAUCE FOR COLD MEAT, ETC.

Half a pint of mushroom ketchup, three anchovies, a gill of walnut ketchup, four fresh green chilis, two shallots or cloves of garlic—pound them together ; if you have no chilis, use a large pinch of cayenne ; mix it well, bottle, and stop it close.

## 66. A CHUTNEE SAUCE.

Pulp five or six roasted apples, colour them with turmeric and beetroot juice till they are the colour of a tomato, add a tablespoonful of chili vinegar, a clove of garlic, a shallot, a small quantity of cayenne and salt ; simmer gently for some time. It ought to be of the consistency of thick cream. When cool, put into half-pint bottles, and cork it down.

## 67. A GOOD SAUCE.

Haricots one quart, vinegar and water of each half a pint, three heaped spoonfuls of grated horseradish, a sliced lemon, a few chilis, twenty cloves, a few bits of nutmeg ; simmer gently till the water is evaporated. When cool, add half a pint of walnut or mushroom ketchup, and the same of essence of anchovy.

## 68. FISH SAUCE TO KEEP.

Dissolve six anchovies in a glass of port wine, bruise six shallots and boil them in a quart of walnut ketchup,



with a few cloves, a couple of blades of mace, and some whole pepper, for about half an hour ; let it cool, mix in the anchovies, add half a pint of port wine.

#### 69. ANOTHER.

Port wine one bottle ; sherry, walnut, and mushroom ketchups, of each half a bottle ; the juice of four small Seville oranges ; shallot and horseradish, of each half a pound ; two ounces of made mustard, and a quarter of an ounce of cayenne. This is an excellent sauce.

#### 70. SAUCE "VOLAGE."

Pound well in a mortar six anchovies, six shallots, four cloves of garlic, half an ounce of cayenne pepper, and add one pint of vinegar. Put altogether into a jar, let it stand ten days, strain it through muslin, and bottle for use. It is much improved by keeping.

#### 71. GUNNER'S DELIGHT.

Half a pound of sharp apples, half a pound of onions, both raw, to be chopped fine and well mixed ; add two or three chilis, cover the whole entirely with best white vinegar.

#### 72. CAMP VINEGAR.

One head of garlic cut in slices, half an ounce of cayenne, a large glass of soy, one of mushroom or walnut ketchup, a pint of the best vinegar, and a little spirit of cochineal to give it a fine colour. Shake it often for five or six weeks ; filter, and bottle it in small bottles.



## 73. SHALLOT VINEGAR.

Split six or eight shallots, put them into a quart bottle, and fill it up with the best vinegar, stop it close, and in a month it will be fit for use.

## 74. TARRAGON VINEGAR.

Fill a wide-mouthed bottle with fresh-gathered tarragon leaves ; they are best between Midsummer and Michaelmas, just before flowering, and should be gathered on a dry day. Pick the leaves off the stalks and dry them a little before the fire, cover them with the best vinegar ; let them steep fourteen days, then strain, bottle, and cork it well ; keep it in a dry place. Elderflower, chervil, basil, burnet, and many other herbs, may be made to flavour vinegar in the same way.

## 75. AN EXCELLENT VINEGAR FOR SALADS.

Take tarragon, savory, chives, and shallots, each three ounces ; a handful of the tops of mint and balm, all dried and pounded. Put them into a wide-mouthed bottle with a gallon of the best vinegar, cork it close, set it in the sun, and in a fortnight strain it off and squeeze the herbs. Let it stand to settle, then strain through a filtering-bag and bottle it.

## 76. MUSHROOM KETCHUP.

Chop two pecks of mushrooms small, add a pound of salt ; let it stand four days, then strain and pass it through a cloth ; let the liquor settle and pour it off into a stewpan ; add half an ounce of allspice, the same of whole



pepper, and a piece of ginger. Boil all together for half an hour ; when cold strain and bottle.

#### 77. TOMATO KETCHUP.

Half a bushel of tomatoes boiled till they are soft ; rub them through a fine hair sieve, and add a quarter of a gallon of the best vinegar, half a pint of salt, one ounce of cloves, one of cayenne pepper, two ounces of allspice, two heads of garlic skinned and separated. Mix all together, and boil three hours, or until the quantity is reduced one half. Bottle without straining.

#### 78. A GOOD SAUCE.

Black pepper, pounded allspice, and salt, of each an ounce ; half an ounce of minced shallot, one pint of mushroom ketchup, a tablespoonful of port wine, and a teaspoonful of chili vinegar. Set the bottle for twenty-four hours in 90° of heat ; let it stand for a week, then strain and bottle it. It is excellent added to gravy for cutlets.

---

### HOT SAUCES.

#### ROUX, OR THICKENING FOR SAUCES.

This is of two kinds, brown and white, and is the foundation of many sauces, and although very simple requires the greatest attention in making, and should always be kept in readiness for use.



## 79. BROWN ROUX.

Melt some butter very slowly, stir into it browned flour—which is easily made by laying a quantity of fine flour on a dish before the fire, or in a moderate oven, till it is of a fine even brown, not too dark; add as much to the butter as will make it the thickness of paste, stirring well with a wooden spoon for fifteen or twenty minutes till it is of a yellowish brown colour. This must be done gradually, with care and patience; if the fire is too hot it will become bitter and spoil everything it is put into; when cold it should be thick enough to cut with a knife. It will keep a fortnight.

## 80. WHITE ROUX.

Melt some good fresh butter slowly and stir into it the best sifted flour till like a thin firm paste; stir it well over a slow fire for a quarter of an hour, taking care it does not brown. This is used for thickening white sauces. Pour it into jars to keep for use.

## 81. CLEAR GRAVY OF VEAL FOR SAUCES.

Lay in the bottom of a stew a small slice of fat bacon; on that place four pounds of leg of veal, a slice of raw ham, two onions, two carrots, and some parsley; add three spoonfuls of stock, cover it close, set it upon a slow fire, till it becomes dry and brown. Take the greatest care it does not burn, and move the pan round frequently that it may not colour more in one part than another. Pour in four quarts of stock, and let it simmer for half an hour, and strain through a lawn sieve. It should be a fine amber colour, and as clear as possible.



## 82. BROWN GRAVY FOR SAUCES.

Cut eight pounds of the lean part of a knuckle of veal into small pieces, with two pounds of lean ham, and if you have an old fowl you may add it. Put all in a stew-pan, with one ounce of butter, three onions, two carrots, eight mushrooms, one head of celery, one parsnip, a blade of mace, and a quarter of a pint of water or stock. Let it stew slowly, with the cover on the pan, till it catches at the bottom, then add four quarts more water or stock, let it boil gently, and strain it.

## 83. CULLIS, OR BROWN SAUCE.

Put six pounds of lean veal, cut in slices, and two pounds of raw lean ham into a stew-pan, with two ounces of butter, a handful of chopped mushrooms, three onions, one carrot, a bunch of sweet herbs, the rind of a lemon, and a teaspoonful of mixed allspice, clove, and mace. Let it just brown at the bottom, then add four quarts of good brown gravy, and let it boil three or four hours ; strain it off, thicken it with brown roux, and boil it well for ten minutes, stirring all the time, then pass it through a tammy.

## 84. BÉCHAMEL, OR WHITE SAUCE.

Chop two pounds of veal and one pound of ham in small pieces, a dozen of mushrooms and two onions sliced, four cloves, two blades of mace, a sprig of thyme and marjoram, and a quarter of a pound of butter ; add three pints of white gravy, and let all stew gently one hour and a half. Mix some of the gravy with two tea-



cupfuls of flour, and add it to a quart of cream. Put this into your stock, let it boil a quarter of an hour, stirring it well that it may not burn at the bottom ; strain, and season with salt.

#### 85. SAUCE TOURNÉE

Is made of the same ingredients, and in the same proportion, as cullis. When boiled three hours, strain it ; add half a pound of butter and two teacupfuls of flour ; boil well together for half an hour, stirring that it may not brown. This sauce is used in fish or vegetable salads.

#### 86. SAUCE ALLEMANDE.

Put a little minced ham into a stew-pan with a few trimmings of poultry either dressed or raw, three shallots, half a small clove of garlic, a bay leaf, two tarragon leaves, and a few spoonfuls of stock. Let them simmer for half an hour, strain it off, and add some cullis ; squeeze in a lemon. Season to taste with pepper, salt, cayenne, and sugar.

The above are all stock sauces, the foundation for others.

#### 87. SAUCE VELOUTÉ.

Heat in melted butter one pound of veal and any bits of fowl you may have, together with a dozen good-sized mushrooms : do not let them brown ; then put them into a saucepan, with two carrots and onions, a large tablespoonful of flour, salt, pepper, a little mixed spice, and as much veal gravy as will cover them. Let it boil up, skim off the fat, and let it simmer for an hour and a half ; strain, and keep it covered for use.



## 88. SAUCE A L'ESPAGNÔLE.

Put about a pint of cullis in a stew-pan, with a largish glass of white wine, the same of good broth, a bunch of parsley, a few small onions, a clove of garlic, two cloves, a bay leaf, a small pinch of coriander-seeds, an onion, a carrot, and a parsnip cut in slices ; add two spoonfuls of oil. Boil for two hours over a very gentle fire, remove the grease, and pass through a sieve ; season with salt and whole pepper. This sauce is good with all sorts of meat.

89. WHITE SAUCE FOR CHICKEN, VEAL, OF  
VEGETABLES.

To a pint of good veal gravy add a spoonful of lemon-juice, half an anchovy, a teaspoonful of mushroom-powder, a few button mushrooms, potted or fresh. Give them a gentle boil, then put in half a pint of cream and the yolks of two eggs beaten very smooth. Shake it over the fire, after the cream and eggs are added, but do not let it boil, as it would curdle the cream.

## 90. HAM SAUCE.

When a ham is nearly done, pick the meat that is left clean from the bone, leaving out any part that does not appear good ; beat the meat and the bone to a mash with a rolling-pin ; put it into a saucepan with three spoonfuls of gravy, set it over a slow fire, and stir it all the time or it will stick to the bottom. When it has been on about half an hour, add to it a small bundle of sweet herbs, some pepper, and half a pint of brown



gravy ; cover it up, and let it stew over a gentle fire. When it has a good flavour of the herbs, strain it off. A little of this improves most gravies and sauces.

#### 91. SAUCE HACHÉE.

Take a large tablespoonful of chopped onions, the same of parsley, and a little gravy. Boil them together five minutes, then add a tablespoonful of minced pickled cucumbers, another of boiled carrots chopped small, and a third of capers ; add half a pint of cullis. Boil all together for a few minutes, season with salt, a little sugar, and the juice of half a lemon. Good for cutlets, etc.

#### 92. SAUCE POULETTE.

Beat up six yolks of eggs with two spoonfuls of cream, the juice of one lemon, and half a pint of béchamel or white sauce. Heat all together, add some shred sorrel ; season with salt and a little cayenne. Good for boiled fowls and chickens.

#### 93. SAUCE PIQUANTE.

Boil a tablespoonful of chopped onion, parsley, and mushroom together in a little butter for five minutes ; add a quarter of a pint of cullis, two tablespoonfuls of vinegar, and season with salt and cayenne. Let it boil one minute, and serve with cutlets, broiled fowl, etc.

#### 94. SAUCE À LA DUSSELLE.

Put a little butter into a stew-pan with an equal quantity of rasped bacon, some fine herbs, parsley, a little shallot,



and some mushrooms, all minced fine; season with pepper and salt, and stew over a slow fire. Beat the yolks of four eggs with the juice of a lemon, and when the herbs are just done pour them in to thicken the sauce, which it will not do if the herbs are too much stewed. This is used for côtelettes à la Maintenon, sweetbreads, fat livers, etc.

#### 95. SAUCE À LA MAÎTRE D'HÔTEL.

Chop six shallots, one teaspoonful of parsley, one of fennel, and a dozen mushrooms fine. Let them boil together for five minutes in two ounces of butter; add half a pint of cullis, boil ten minutes more; season with salt and pepper and the squeeze of a lemon. If for a white Maitre d'Hôtel, use the same quantity of béchamel instead of cullis.

#### 96. MAÎTRE D'HÔTEL MAIGRE

Is nothing more than melted butter with a little chopped parsley, and a little shallot if liked, seasoned with salt, pepper, and lemon-juice.

#### 97. TRUFFLE-SAUCE.

Pare eighteen truffles and slice them, boil them together in two ounces of butter till tender, add half a pint of béchamel or cullis, according as you wish your sauce white or brown; season with salt and the squeeze of a lemon. Mushroom-sauce may be made in the same way.

#### 98. ITALIAN SAUCE.

Chop four cloves of garlic, six shallots, five mushrooms,



and a teacupful of parsley fine ; add two tablespoonfuls of sweet oil, and boil them together for five minutes ; add half a pint of cullis (or béchamel if for white sauce), and a glass of white wine ; season with pepper and salt. The wine may be omitted.

#### 99. TOMATO-SAUCE.

Remove the seeds from a dozen tomatoes ; put them in a stew-pan, with an onion, a few pieces of ham, a clove, and a sprig of thyme. When quite boiled down, rub them through a tammy ; and to the purée add a few spoonfuls of cullis, a little salt and pepper, and boil it for twenty minutes.

#### 100. TOMATO-SAUCE TO KEEP.

Take tomatoes when quite ripe, bake them till tender, skin them, and rub them through a sieve ; to every pound of tomatoes add one quart of chili vinegar, a quarter of an ounce of white pepper, half an ounce of salt, one ounce of garlic, and one of shallot, with the juice of three lemons. Boil the whole together till it becomes the consistency of thick cream ; strain it through a very fine sieve ; let it stand till cold, and bottle it for use in wide-mouthed bottles. This is excellent for fish, cutlets, etc., and may be used merely heated up, or a few spoonfuls of cullis added to a sufficiency of it.

#### 101. SPANISH RECEIPT FOR A TOMATO-SAUCE TO KEEP.

Boil white sugar, in the proportion of an ounce to each tomato, until it becomes candied ; add a fourth part of



the quantity of tomatoes you have of onions, and when they begin to colour put in the tomatoes ; season with salt, pepper, a few cloves, and a little nutmeg. Boil the whole over a very quick fire ; when sufficiently thick, strain it through a hair sieve. Set it on the fire again immediately, and boil till it is very thick. Put it into jelly-pots ; cover with two papers, the first one oiled, and keep in a cool dark place. This may be made in the same manner, but omitting the onions.

#### 102. SAUCE PIQUANTE.

Put into a stew-pan three or four slices of ham, three shallots cut small, a few peppercorns, and four wine-glasses of sherry. Let it simmer for twenty minutes, then add about half a pint of cullis. Let it stew a quarter of an hour longer ; skim it well ; season to your taste with salt and pepper, and strain through a fine sieve. Good with various entrées, kromeskies, etc.

#### 103. RELISHING SAUCE FOR BROILED BONES, CHICKEN, OR FISH.

Put a tablespoonful of chopped onions into a stew-pan, with one of chili vinegar, one of common vinegar, three of water, two of mushroom ketchup, two of Harvey's sauce, and one of anchovy. Add to it a pint of melted butter ; let it simmer till it adheres to the back of the spoon ; add half a teaspoonful of sugar, and it is ready for use.

#### 104. SAUCE AU JUS D'ORANGE.

Put half a glass of good stock in a stew-pan, and the same of brown gravy, a Seville orange peel grated, a piece



of butter mixed with flower about half the size of an egg, and a little salt and pepper. Set it on the stove, and when it thickens, squeeze in the juice of a Seville orange. This is good for wild duck, game, and poultry.

#### 105. SAUCE FOR WILD DUCKS.

Four tablespoonfuls of gravy, two of Harvey sauce, two spoonfuls of mustard, a quarter of a lemon squeezed, four small wineglassfuls of port wine, half a saltspoon of cayenne pepper. Make it very hot, and serve.

#### 106. SAUCE FOR TEAL OR WILD FOWL.

A small onion and a shallot chopped fine, four or five leaves of sweet basil, and the peel of a lemon shred small, put into half a pint of gravy. Let this boil five minutes; strain, and add a spoonful of salt, half a one of cayenne pepper, a few drops of shallot vinegar, the juice of a lemon, and a glass of port wine. Serve it very hot.

#### 107. SAUCE ROYAL.

Boil for four or five minutes six shallots in a tablespoonful of sweet oil; add half a pint of sauce tournée (No. 85), a glass of white wine or champagne; strain it, and stir in two tablespoonfuls of cream.

#### 108. SAUCE À LA REINE.

Pound the breast of a fowl very fine; add to it a pint of béchamel (No. 84) and half a pint of cream, a little salt, and a few drops of lemon-juice.



## 109. LEMON SAUCE FOR BOILED FOWL OR RABBIT.

The inside of one lemon peeled, and the pips removed, cut in dice ; the liver of the fowl or rabbit minced, half a pint of béchamel or melted butter. Season with salt ; add a little minced parsley for rabbit, or tarragon for the fowl. Boil on a slow fire.

## 110. GREEN SAUCE FOR DUCKLINGS.

Mix a quarter of a pint of sorrel-juice with a glass of broth or gravy ; scald some green gooseberries, rub them through a sieve ; add a little sugar and a small piece of butter. Set it on the fire and make it very hot. This is also very good for green goose.

## 111. APPLE-SAUCE.

Pare, core, and slice as many apples as you require for your sauce ; put them into a pipkin with two or three spoonfuls of water, and set them on a hot hearth, till they fall to pieces. Or they may be done au bain marée—*i.e.*, set the pipkin in a vessel of boiling water to boil till they are done ; then mash them well, and add a little brown sugar.

## 112. BREAD-SAUCE.

Boil a good-sized onion cut in four, and some black peppercorns, in milk, till the onion is quite a pap, then strain the milk on to grated white stale bread-crumbs ; cover it close, and let it stand for an hour ; put it into a saucepan with a piece of butter rolled in flour ; beat it well together over the fire, and serve.



## 113. BREAD-SAUCE.

Boil the crumb of a French roll and a whole onion in half a pint of cream ; add one ounce of butter and twelve peppercorns. When done take out the onion, beat up your sauce, and season with salt and pepper.

## 114. SAUCE POIVRADE.

Take a bit of butter about the size of half an egg, two or three onions according to their size ; cut in slices also carrots and parsnips ; shred two cloves, a bay-leaf, a sprig of thyme and sweet basil, and a little flour. Put all together in a saucepan, and set it on the fire to brown ; then put in a glass of red wine, a glass of water, and a spoonful of vinegar. Let it boil half an hour, strain through a sieve, and add a little salt and whole pepper. This is good for all game.

## 115. SAUCE AU PETIT MAÎTRE.

A glass of white wine, half a lemon cut in slices, a piece of crumb of bread chopped small, two teaspoonfuls of salad oil, a bunch of parsley, two or three small onions, two cloves, a few leaves of tarragon, a clove of garlic, a little salt and pepper, and a glass of good broth. Put all in a stew-pan, set it on a gentle fire to boil for a quarter of an hour ; remove the grease, strain through a sieve, and serve. This is good for either poultry or game.

## 116. SAUCE À LA MARQUISE.

Take a handful of chopped bread-crumbs, a piece of



butter the size of half-a-crown, a tablespoonful of the best olive-oil, a shallot minced fine, some salt, whole pepper, and as much vinegar as will cover all. Put it into a stew-pan, and stir with a spoon over the fire till it boils. Good with all sorts of meat.

#### 117. GREEN SAUCE FOR BOILED CHICKEN.

Take a teacupful of spinach-juice, add the juice of one lemon, two yolks of eggs beat up, and a teaspoonful of sugar. Just heat, and serve.

#### 118. A GOOD GRAVY FOR GAME OR FOWL.

Boil some veal gravy with pepper and salt, and the juice of a Seville orange and a lemon.

#### 119. ONION-SAUCE.

Peel the onions and boil them tender; squeeze the water from them; chop, and add to them butter that has been melted rich and smooth with milk instead of water. Boil it up once. For boiled rabbits, shoulder of mutton, etc.

#### 120. ONION-SAUCE BROWN.

Roast four large onions, peel and pulp them into a rich stock with salt, cayenne, a glass of port wine, a little vinegar, or the juice of half a lemon; simmer and stir into it a small piece of butter. Good for cutlets, etc.

#### 121. PURÉE OF SORREL.

Wash and pick some sorrel, and put it in a stew-pan with a little water; keep stirring to prevent its burning;



when tender lay it on a hair-sieve to drain; then chop it fine, and put it back in the stew-pan with a little butter. Let it fry, stirring it often till all the water is absorbed out of it. Mix into it four spoonfuls of cullis, or more if you require a large quantity, and let it boil for an hour; then rub it through a tammy; if it should be too thick dilute with a little broth. If plain sorrel is thought too acid, some lettuce may be mixed with it. Endive may be done in the same way. For sweetbreads, fricandeau, etc.

#### 122. CELERY-SAUCE.

Choose some good stalks of celery, wash them well, but do not let them soak, in water; pare instead of scrape any parts that may require it; cut it into small pieces and boil in a little water till quite tender. Strain off the water and simmer it for a few minutes, with the addition of half a pint of cream, a small piece of butter rolled in flour, and a pinch of salt and pepper. Be careful that your fire is not too hot, or the cream will burn, and stir it all the time it is on gently. Good for boiled poultry and game.

#### 123. TARRAGON-SAUCE.

Chop a handful of the green leaves of tarragon; boil them for five minutes in a little water; add half a pint of béchamel. Season with salt and cayenne. For boiled fowl, fillets of chicken, etc.

#### 124. CURRY-SAUCE.

Peel and cut two good-sized onions in slices, an apple



and a carrot in dice, and an ounce of bacon. Put them in a stew-pan with two ounces of butter; let them stew gently five or six minutes; add three tablespoonfuls of flour, a large one of curry-powder. Moisten with a pint and a half of milk, a teaspoonful of salt, and one of sugar. Boil till rather thick, pass through a sieve, and it is ready to use as desired.

#### 125. SAUCE FOR A STEAK.

Take equal parts of red wine and ketchup, a small piece of butter, and a little pepper, with a teaspoonful of shallot vinegar; stir together in a small saucepan on the fire, and pour it very hot over the steak. It is also good with mutton-chops.

#### 126. SAUCE À LA TRIPE.

Peel and cut six onions in slices; put them in a stew-pan with ten ounces of butter, a teaspoonful of salt, one of sugar, and half a one of pepper. Set it on a slow fire to simmer till it becomes a pulp, stirring now and then to prevent its getting brown; add a tablespoonful of flour, a pint of milk, and boil till it is rather thicker than melted butter. For eggs, etc.

#### 127. SAUCE FOR VEAL CUTLETS, ETC.

Put in a pint saucepan two yolks of eggs, a pound of butter, a quarter teaspoonful of salt, half that of pepper, and the juice of a small lemon. Set it on the fire, and stir round quickly till it forms a rich thick sauce; two



minutes should be enough to do it. If *too* thick, add a few drops of milk.

### 128. MUSHROOM GRAVY.

Clean your mushrooms carefully ; put them into a stew-pan with a piece either of bacon or butter ; brown them over the stove till they stick to the bottom of the pan, then put in a little flour, and let that also brown ; add a pint of broth, let it boil for two minutes, take it off the fire, and season with the squeeze of a lemon and a little salt.

### 129. HORSERADISH SAUCE.

Grate a stalk of horseradish very fine ; to each table-spoonful of this add a teaspoonful of mustard, one of white sugar, and a little salt ; add vinegar, a teaspoonful at a time, working it well till it comes to a proper consistency. The yolk of a hard-boiled egg worked in is considered an improvement by some cooks. For roast beef.

### 130. SAUCE APPÉTISANTE.

Mustard one large spoonful, a tablespoonful of sugar worked into it ; two tablespoonfuls of Harvey sauce ; a teaspoonful of shallot, elder, and chili vinegars, and a tablespoonful of claret or port wine. French mustard may be added or other vinegars, or the proportion of each varied to taste. Put the whole in a silver dish over a lamp. Put in your slices of meat of any kind, or hot or cold game ; let it cook till very hot. This is excellent, and will revive and stimulate the most jaded appetite.



## 131. SAUCE FOR A GRILL.

Half a pint of gravy, one ounce of butter well rubbed together with a tablespoonful of flour, a tablespoonful of mushroom ketchup, two teaspoonfuls of lemon-juice, one of made mustard, one of capers, half a one of whole black pepper, a very little grated lemon-peel, a teaspoonful of shallot vinegar, and one of essence of anchovy, and a few grains of cayenne pepper. Stir well together, simmer till very hot, and pour over your grill.

## 132. SAUCE FOR VENISON.

To a pint of port wine add two pounds of moist sugar and a quarter of a pint of white wine vinegar. Boil it about twenty minutes. Good with stewed venison or hash.

---

**FISH SAUCES.**

## 133. FISH SAUCE WITHOUT BUTTER.

Simmer very gently a pint of vinegar with half a pint of *soft* water, an onion, half a handful of scraped horseradish, and the following spices lightly bruised—four cloves, two blades of mace, and half a teaspoonful of black pepper. When the onion is quite tender take it out, and chop it small, with two anchovies, and set the whole again on the fire to boil for a few minutes, adding a spoonful of ketchup. Have ready well beaten the yolks of three eggs; strain; then mix the liquor by degrees with them; when well mixed set the saucepan over a gentle



fire ; toss the sauce to and fro from the saucepan into a bason you will hold in your hand, and shake the pan over the fire ; do not let it boil. The sauce should be of the consistency of melted butter.

#### 134. LOBSTER-SAUCE.

Pound the spawn and two anchovies, pour on them a little gravy, add a small bit of butter ; when pounded very fine rub it through a hair-sieve, and cover it till it is wanted. Break the lobster carefully, cut all the flesh into dice, but not too small ; dilute some of your prepared spawn in some melted butter, and if you have no anchovies to pound with it, you may now add two teaspoonfuls of essence of anchovies, a little salt, and cayenne pepper, two spoonfuls of double cream, and mix it all well before you add the meat to it. Let it simmer on the fire taking care it does not boil. A squeeze of lemon may be added. It should look very red and smooth.

#### 135. OYSTER-SAUCE.

Beard three dozen good-sized oysters ; put them in a stew-pan with their own liquor, six ounces of butter, and a tablespoonful of flour. Let them just boil one minute all together, then add a teacupful of cream. Season with pepper, salt, the squeeze of a lemon, and a very little cayenne.

#### 136. SAUCE FOR CARP.

Put half a pint of Lisbon wine in a small stew-pan, to which add a little minced parsley, thyme, and a small onion, four anchovies, the liver of the fish, two spoonfuls of vinegar and one of ketchup. Let them boil ten minutes ;



then put in three spoonfuls of gravy, a quarter of a pound of butter and a little flour; set it on the fire again and keep stirring till it is ready to boil; then strain it through a hair-sieve. This is also good for mullets, etc.

137. SAUCE HOLLANDAISE (a real Dutch receipt).

The yolks of six eggs beat up with a very little flour and about the size of half a nutmeg of butter; add a little pepper and salt, and a blade of mace, two tablespoonfuls of vinegar, and four of water. Put it on the fire and stir all the time till it just begins to boil; then take it off, and put in a good lump of butter; stir it well together, always going round the same way. It should never be put on the fire again, and therefore should not be made till the fish is ready to serve. All boiled fish is good with this sauce. The quantity here given is sufficient for six people.

138. DUTCH SAUCE.

Boil some sliced horseradish, a blade of mace, and two anchovies in some good stock; strain, and thicken it with the yolks of four eggs well beaten and mixed.

139. SAUCE À LA GRILLON.

Put about two ounces of butter in a stew-pan to melt; then rub in a spoonful of flour; stir it about, and add two tablespoonfuls of cream and one of milk; stir till quite smooth, then add about a tablespoonful of minced parsley and shallot; season with white pepper and salt; keep stirring it over the fire till quite hot, but do not let it boil; and serve. This sauce is good for fillets of



turbot, sole, or whiting ; it should be of the consistence of thick cream.

#### 140. GOOD SAUCE FOR FILLETS OF SOLE.

Two hard-boiled eggs, one raw yolk, and a little cream ; mix very smooth with a tablespoonful of tarragon or elder vinegar. Put it into a stewpan, heat without boiling, season with pepper and salt, and pour over the fillets.

#### 141. MELTED BUTTER.

This, however simple, is rarely well done. Mix in the proportion of a teaspoonful of flour to four ounces of the best butter as much as you require on a plate, then put it into a small saucepan with three tablespoonfuls of hot water or milk ; boil it quick for a minute, shaking it all the time. Another way is to cut two ounces of butter in small pieces, put it into a very clean saucepan with a large teaspoonful of flour and two tablespoonfuls of milk ; hold it over the fire, and shake it round constantly the same way till it begins to simmer, then let it stand quietly and boil up. Care must be taken that the butter does not oil. The yolk of an egg is a great improvement.

#### 142. SAUCE HOLLANDAISE.

Four tablespoonfuls of elder vinegar boiled with a little salt, a teaspoonful of flour, and a blade of mace. Beat up the yolks of five eggs ; cut about a quarter of a pound of butter into thin slices ; put these into the hot vinegar, shake and mix well, stirring continually. It must not be put on the fire after the eggs and butter are added.



## 143. SAUCE ITALIENNE.

Put into a saucepan a little parsley, a shallot, some mushrooms and truffles, all minced small, with a piece of butter the size of a walnut. Let it stew a few minutes, and add a wineglass of white wine and a little pepper and salt. Let all boil together slowly for half an hour, pass it through a tammy, and add a tablespoonful of olive-oil. This is the sauce for maqueraux à l'Italienne, but it is excellent with other fish.

## 144. SAUCE AUX ŒUFS (FLAMANDE).

Put four yolks of eggs beaten, three or four slices of lemon, a little grated nutmeg, a tablespoonful of vinegar, and a good-sized piece of butter, into a saucepan; set it on a gentle fire, stir it well, and do not let it boil. It is good with all sorts of fish.

## 145. SAUCE FOR SALMON TROUT.

Take a piece of ham, one onion cut in four, four cloves, a little pepper, a shallot, and a piece of butter. Put them into a saucepan, and set over a slow fire for a few minutes, then add a tablespoonful of flour and some good stock. Reduce—*i.e.* boil till it thickens—some red wine; add about a glassful to your sauce, and a small lump of sugar; a little salt and pepper, and six anchovies, previously washed and scraped. Let your sauce boil, and pass it through a tammy. This is also good for eels.

## 146. NEWCASTLE SAUCE FOR FISH.

Take three spoonfuls of vinegar, three of strong gravy,



three or four anchovies. Boil them together till reduced to one spoonful ; strain it off, and add half a pound of butter beaten to a cream, and one spoonful of ketchup. Boil altogether just before you serve.

#### 147. SAUCE FOR FILLETS OF SOLE.

Sweet basil, thyme, and parsley, and a shallot all minced very fine ; add a ladle of clear gravy, a tablespoonful of white wine or vinegar, the juice of a lemon, pepper and salt to taste. Serve very hot.

#### 148. SAUCE AUX CÂPRES.

Take three ladles of cullis, three large spoonfuls of capers, some parsley minced fine, the juice of two lemons, and a little minced shallot. Set it in a saucepan on the fire, and let it boil. This is good for pike, barbel, etc.

#### 149. SAUCE FOR TURBOT OR JOHN DOREY.

A pint of good gravy, two wineglasses of Rhenish wine, two spoonfuls of oil, the juice of two lemons, an anchovy, half a shallot, a small bunch of green onions and parsley, a spoonful of cullis, pepper and salt to taste. Cover it down very close. Set it upon a slow stove to simmer gently for about an hour. Take a large ladle of cullis, and strain to it about the same quantity of the liquor the fish was boiled in ; add this to the sauce with a large spoonful of whole capers, or minced olives, and a little minced parsley. Let it boil, and pour it boiling over the fish.



## 150. BEURRE NOIR.

Boil till it is reduced to half the quantity, half a pint of the best vinegar with a little salt, pepper, and half a bay-leaf. Put into a frying-pan seven ounces of fresh butter ; heat it on the fire till it begins to blacken ; then add a few picked parsley-leaves. Let them fry for a second or two, skim the butter, let it settle for a minute, and pour it into the vinegar, after having removed the bay-leaf. For skate, etc.

## \* 151. MAÎTRE D'HÔTEL SAUCE.

Melt a quarter of a pound of fresh butter in a saucepan with a good pinch of flour and a glass of milk. Let it heat, stirring it constantly ; add some finely-chopped parsley, and squeeze in the juice of a lemon.



## FISH.



### 152. WHITINGS OR SOLE À LA PRÉVOYANTE.

Cut your fish into fillets and mariné it thus :—Lay them two hours before cooking in a flat dish, and pour over them one spoonful of vinegar, one of oil, six or eight onions sliced, a few sprigs of thyme, a little parsley, and four or five bay-leaves, pepper, and salt. Set the dish in a cool larder. To prepare the batter in which they are to be cooked, put into a bason two tablespoonfuls of flour, equal quantities of small beer and water, and one tablespoonful of oil ; beat it well up, keeping it quite thin. It should be about the consistency of thick cream. Whisk the white of a raw egg to a froth, and add it to the batter just as you are ready to use it. Have your hot lard ready ; take up the fillets of fish separately, and *dab* them about in the batter till they are covered with it ; as each is done, drop them into the hot lard and fry of a fine golden colour. It is a good guide to know if the lard is of the proper heat, to put in a few parsley leaves, and if it immediately crisps it is right. Tomato-sauce should be served with this, but separately.

### 153. WHITINGS À L'ITALIENNE.

Having cleaned the whittings, lay them on a silver or metal dish with a small piece of butter, two shallots, and



some parsley minced very fine ; put them to cook in a moderate oven. While they are doing pour over them a glass of white wine and one of stock. When they are nearly ready, put them carefully, so as not to break them, into a saucepan ; add to the sauce a spoonful of cullis, a piece of butter, a very little essence of anchovy, and the squeeze of a lemon. Keep them on the fire a few minutes and arrange them on the dish they are to be served on.

#### 154. WHITINGS AS IN SCOTLAND.

Choose small perfectly fresh fish, rub them in flour till it adheres ; lay them in a fryingpan with a good bit of butter ; sauté them very slowly. They should not be dry or coloured. Mince some parsley and green onions or chives very fine ; put them into some good broth and about two tablespoonfuls of cream ; mix it well together and pour it over the whittings before they are quite finished cooking ; move them about very gently, not to break them, till they are done. They are very delicate and excellent done in this way, which, though simple, requires great care. No butter should be used but what is required to fry them.

#### 155. FRIED FILLETS OF WHITING.

Cut about six small whittings in two from top to bottom, take the fillets, lay them to marinade for about an hour, in equal proportions of vinegar, white wine, and water ; add salt, green onions, a few blades of mace, and some whole pepper ; dry them ; toss them in a heap of fine flour. Have ready a pan of hot lard, and fry all together



on a brisk fire. Fry some parsley crisp and green, and serve your fish upon it. They should be eaten with the following sauce:—To a large spoonful of the best vinegar and the same quantity of water add a little salt, some shallot and parsley minced fine, and the juice of an orange or lemon.

#### 156. WHITINGS IN SAUCE.

Clean your fish, and lay them in salt and water. Take as much fish stock (or stock made from a fowl will do) as you require for the quantity of sauce, season it with salt, whole white pepper, two or three cloves, a blade or two of mace, and a bit of lemon-peel; let it boil five minutes; strain and return it to the pan; thicken with a piece of butter rolled in flour. When it boils add some parsley and chives or green onions minced fine; let it boil a few minutes, and put in your fish. When nearly done add the yolks of two eggs, a little cream, a glass of white wine, and the squeeze of a lemon, previously well mixed with some of the sauce. Do not let it boil after this is added, but shake it well over the fire.

#### 157. HADDOCKS WITH BROWN SAUCE (SCOTCH).

Take the largest haddocks you can get; clean them, cut off the heads, tails, belly, and fins; lay them in as much small beer and vinegar (half of each) as will cover them; let them remain an hour or two. Take the trimmings and one fish cut in pieces; put them into a saucepan with as much water as you wish sauce, two onions, a sprig of savory, thyme, and a little lemon-peel. Boil slowly till all the substance is out of the fish; strain off the stock;



thicken with brown roux ; add two tablespoonfuls of ketchup, a little mixed spice, some salt, and half a glass of claret. When it boils put in your fish. If you can get oysters, add them with some of their juice. Let it boil about ten minutes, when it will be ready to serve.

#### 158. FILLETS OF HADDOCK À LA MAÎTRE D'HÔTEL.

Take the two sides of a haddock off the bone ; lay them in a sautépan ; boil in broth, for five minutes, a spoonful of chopped onion, parsley, and mushroom ; then pour it over the fillets ; add a little pepper and salt, and fry them. When done serve under them a maître d'hotel sauce. (See Fish Sauces.) Whittings may be done in the same way.

#### 159. HADDOCKS AUX CÂPRES.

Cut a haddock into two or three pieces ; set it on to boil in water with a little salt, an onion, and some parsley ; let it boil half an hour ; strain it and add to the stock some beef broth. Then take a bit of butter the size of a walnut, and a spoonful of flour ; set it on the stove to melt, add the stock to it, and stir till it boils. Let it boil gently half an hour, skimming it all the time, then add a teaspoonful of essence of anchovy, two of soy, one of vinegar, salt and pepper to taste, and a little cayenne ; strain it through a tammy into a clean saucepan, and put into it a good quantity of capers. Prepare two haddocks by boiling them for a quarter of an hour with very little water covered close on the stove. Keep them in the dish, and pour the sauce very hot over them just before serving.



## 160. FILETS DE SOLE À L'ORLIE.

Clean the soles and cut them entirely open by the back from head to tail. Make each into four neat fillets, and steep them in lemon-juice, salt, parsley, and sliced onions. Shake them occasionally in this marinade, where they ought to remain an hour. When ready to serve, drain, dip them in flour, and fry till they are firm and of a good colour. Serve under them an Italienne or tomato sauce. (See Fish Sauces.)

## 161. A GOOD WAY TO DRESS A TURBOT.

Lay the fish you are to boil in a pint of vinegar seasoned with salt, pepper, sliced onion, and a faggot of thyme, marjoram, and parsley. Leave it in an hour; then put the fish and pickle carefully into a fish-kettle of boiling water; add to it a few cloves, some mace, four or five anchovies, and a bit of horseradish. When done enough, take out your fish and let it drain; be careful it is not boiled too fast, and in only just enough liquor. For the sauce take half a pint of the well-strained liquor of a quart of oysters, half a pint of white wine, the flesh of the body of a lobster, a little mixed spices, a bit of lemon-peel, and two anchovies. Let it stew about twenty minutes, then strain and add a pound of butter, and as much flour as will make it a good thickness; then put in the oysters, and the tail and claws of the lobster, previously boiled and cut in dice. Put the sauce on the stove again for a few minutes, and serve very hot. Cod and other fish are good dressed in the same way.



## 162. WATER SOUCHÉ.

Stew two or three flounders, some parsley leaves and roots, thirty peppercorns, and a quart of water, till the fish are boiled to pieces; then pulp them through a sieve. Set over the fire the pulped fish, the liquor that boiled them, and the perch, pike, or whatever fish you wish, and some fresh parsley leaves and roots. Simmer till the fish is done enough. Serve in a deep dish. Thin slices of bread and butter should be eaten with it.

## 163. SMELTS AUX ANCHOIS ET CÂPRES.

Eight large smelts are enough for a small dish. For the sauce boil a couple of anchovies in a glass of Rhenish or other white wine till they are dissolved, and strain it into a ladleful of cullis or gravy; season with a bunch of onions and parsley, a blade of mace, a bay-leaf, and some pepper and salt. Put your fish in and let them stew gently a quarter of an hour. Take out the onions and parsley, and add a spoonful of capers. Make it boiling hot, and squeeze in the juice of an orange or lemon. Take out the fish very tenderly to dish. Put a little finely-minced parsley into your sauce, and pour it over them. You cannot name a fresh-water fish that is not good dressed in this way.

## 164. EELS À LA POULETTE.

Turn the eels upon hot cinders till the skin is completely grilled. Wipe and scrape them. Cut off the fins and skin. Cut off the head and tail, and gut them. Cut in pieces of an equal length; wash and leave to



blanch ; scrape and clean the blood well out ; put them in a stew-pan with a bit of butter and some mushrooms ; set them for a minute on the fire, and dust them with flour ; then add a glass of stock and one of white wine ; stir with a wooden spoon till it boils. Put to it a little parsley, two shallots, half a bay-leaf, one clove, salt and pepper to taste, and twenty or thirty button onions ; let it simmer, and reduce ; skim off the fat ; thicken with two or three yolks of eggs well beaten ; add the juice of a lemon, and serve.

#### 165. EELS À LA TARTARE.

Prepare the eels as above ; put the pieces in a stew-pan with slices of onions, carrots, parsley, two or three scallions cut in two, a glass of white wine, salt, a bay-leaf, two cloves, and a sprig of thyme. When done enough drain, and roll them in bread-crumbs ; dip in egg, roll them again in crumbs, and put them on the gridiron till well browned. Serve with sauce à la tartare. (See Cold Sauces.)

#### 166. SPITCHCOCKED EELS.

Clean them well ; rub them with salt, and skin them ; slit open the belly and take out the bone ; wash and dry them ; cut them in pieces about four inches long ; dredge them with flour, and wipe it off so that they may be quite dry. Make a batter of melted butter thickened with yolks of eggs, a little minced parsley, sage, and a very little shallot, some pepper and salt. Roll the pieces of eel in finely-grated bread-crumbs ; dip them in the batter, and roll them again ; then broil them over a clear



fire of a fine light brown. If the eels are small they may be dipped and broiled whole. Serve with a remoulade a tartare, or a Dutch sauce. (See Sauces.)

#### 167. A GOOD WAY TO BOIL TENCH, PERCH, ETC.

Clean them well and scale them, and put into the pan with a pint of water a teaspoonful of salt, an onion sliced, three sprigs of thyme, a bay-leaf, some parsley and celery, a little pepper, and a wine glassful of vinegar. If the fish weigh a pound boil for half an hour, and more or less according to their size. Serve with Dutch or other sauce.

#### 168. STEWED TROUT, CARP, OR TENCH.

Clean the fish very well. If large they may be cut in pieces. Rub them inside with salt and mixed spices; lay them in a stew-pan with as much good stock as will cover them, two onions with four cloves stuck in each, some Jamaica and black peppercorns, and a bit of mace. When the fish have stewed a few minutes, add two glasses of white wine, a boned anchovy, the juice of a lemon, and a little cayenne pepper. When the fish is sufficiently stewed, take it out carefully and keep it hot; thicken the sauce with some brown roux. Add a teaspoonful of mushroom ketchup, skim, strain, pour over the fish, and serve.

#### 169. MATELOTE OF CARP OR EELS, ETC.

One large or two small carp, cut in seven or eight pieces. Fry them in a little butter, then add to them about a pint of red wine, a ladle of gravy, a bunch of



green onions, herbs, and parsley, a few cloves, three or four bay-leaves, pepper and salt. Stew all together gently about three-quarters of an hour. Strain it into another stew-pan, in which put as much cullis as will make up the quantity of sauce you require for your dish. Place your fish in it, with a spoonful or two of capers ; an anchovy cleaned, boned, and minced fine ; and the juice of a lemon. The capers may be omitted and button onions substituted. Tench and eels are excellent done in this way.

#### 170. UN BROCHET FARCI.

Prepare your pike thus:—Gut it without cutting it open, but take care it is well cleaned. Cut a notch down the back from head to tail, put the tail in the mouth, and lay it to marinade for an hour in vinegar and oil, sliced onions, parsley, and bay-leaves. For your stuffing take the udder of a leg of veal, or the kidney fat of a loin of lamb, some fat bacon cut in dice, some green onions, a mushroom or two, or truffles, parsley, salt and pepper, and a morsel of butter. Chop it all well, add the crumb of a French roll soaked in cream or milk ; pound all together in a mortar, try if it is seasoned enough, if not add more. Fill the belly of the fish, close up the cut in the back, egg it well over, strew bread-crumbs on it, and bake in a gentle oven. Serve with a caper sauce. (See Fish Sauces.)

#### 171. TO FRY WHITEBAIT.

The sooner they are cooked the better. Keep them in a pan of salt and water. When you wish to cook them,



lift them out with a skimmer, for they should never be handled. Put them into a cloth on which there is plenty of flour, toss them about in it till they are well coated, place them on a sieve and sift off all the flour that will come. Have ready your hot lard, and fry immediately from one to two minutes. Lift them out with the skimmer, drain from the frying fat, and serve them instantly. Thin slices of brown bread and butter, cayenne and lemon, should be eaten with them.

#### 172. TO SAUTÉ SOLES, FLOUNDERS, ETC.

Cléan and trim the fish, dip them in a couple of eggs previously well beaten. Put six tablespoonfuls of olive-oil in a frying-pan, place it over the fire ; when quite hot put in the fish, let it remain five minutes, turn it over and fry the other side. Ten or twelve minutes should be sufficient to cook them.

#### 173. SOLES À LA MENUISIÈRE.

Cut the fins off a sole, and with a knife make four incisions across it on each side, then rub well into it half a tablespoonful of salt and chopped onions, dip it in flour, and broil over a slow fire. Have ready two ounces of fresh butter, mixed with the juice of a lemon and a little cayenne pepper, which rub over the sole, previously laid in a very hot dish without a napkin. Turn the fish over once or twice that it may be well covered. Put it into the oven for a minute, and serve very hot.

#### 174. SOLES SAUTÉ À LA RAVIGOTE.

Scale and wash the soles, but do not empty them ; run



a knife between the bone and the flesh, and remove the fillets ; skin them, cut them in two, put them into a sauté-pan, and cover them with melted butter, and dust them over with pepper and salt ; fry them on both sides over a brisk fire. When done drain them on a sheet of white paper, dish them, and pour over a sauce Ravigote à la crème. (See Sauces.)

#### 175. SOLES AU GRATIN.

Cut off the fins of a fine fresh sole, and make an incision in the back ; then butter a sauté-pan, and put into it a teaspoonful of finely-chopped onions and a wineglassful of white wine ; then place the sole in the pan, cover it with six spoonfuls of cullis, and sprinkle fine bread-crumbs over it, and stick a few small pieces of butter about it. Put it now into a moderate oven for twenty minutes or half an hour. Remove it carefully from the sauté-pan and keep it hot while you make the following sauce :—Put into the saucepan four spoonfuls of stock, let it boil five minutes, stirring it all the time ; add the juice of a lemon, a teaspoonful of chopped mushrooms, one of minced parsley, one of essence of anchovies, a little sugar and cayenne pepper ; beat all together, and pour it round the fish in the dish in which it is to be served, and which should be a silver one. Put it again into the oven for a quarter of an hour, pass the salamander over it, and serve very hot.

#### 176. MACQUERAUX À L'ITALIENNE.

Clean the fish well, cut off the heads and tails, and put them into a saucepan to stew, with as much white wine



as will cover them, a few slices of onions and carrots, a bunch of sweet herbs, some salt, and a little nutmeg. When done enough, pour over them a sauce Italienne (see Fish Sauces), and serve.

#### 177. WHITINGS À L'ITALIENNE.

Wash, clean, and skin them; cut off the tails and fins, and lay them in a marinade for four hours, made with oil, lemon-juice, slices of onion, and whole parsley leaves. Strain them, egg and bread-crumb them, and fry them of a fine golden colour—this is best done with oil. (A real Italian recipe.)

#### 178. MACKEREL À LA MAÎTRE D'HÔTEL.

Choose large, fresh, soft-roed mackerel; cut off the fins, point of the tails and heads, and make an incision an inch deep down the back; lay them in a dish, strew salt and pepper over them, also half a pint of sweet oil, an onion cut in rings, and some whole parsley. Leave the mackerel to mariné in this for about two hours turning them over from time to time. Half an hour before serving rub a gridiron with oil, take out the fish and wipe them, sprinkle them with a little salt, and lay them an inch apart on the gridiron over a slow fire. Do them on one side till they are of a good colour, then turn them over and do the other. Lay them on their backs for five minutes, when they will be ready to dish. Open when dished the backs with a spoon, and introduce a piece of butter, mixed with salt, pepper, minced parsley, and the juice of a lemon. The marinade may be served with the mackerel.



## 179. FILETS DE MACQUERAUX.

Cut the mackerel into fillets, and cook them in a frying-pan with a little butter over a slow stove. Make your sauce with a piece of butter, the yolks of two eggs beaten, a little broth, some cayenne pepper, and finely-minced fennel and parsley, salt to your taste, and the squeeze of a lemon or a Seville orange. Do not let your sauce boil, but make it very hot, and pour it over the fillets.

## 180. COD À LA CRÈME.

Put into a stew-pan a good bit of butter, half a spoonful of flour, a clove of garlic minced fine, and some whole pepper; moisten with milk or cream; thicken your sauce on the stove. Put in the fillets of cod; heat, and serve very hot. If you wish to serve it with bread-crumbs put in a little more butter and the yolks of three eggs. Lay the fish in the dish you mean to serve it in, with the sauce round it; cover with bread-crumbs, and put it for a minute or two in the oven, and brown it with a salamander. Cod or salmon that have been previously dressed are good in this way.

## 181. SALMON AU COURT BOUILLON OR AU BLEU.

Having drawn and cleaned your salmon, score the sides of it pretty deep; lay it on a napkin, and season it with salt, pepper, a few cloves, a little nutmeg, some sliced onions, chives, parsley, sliced lemon, two or three bay-leaves, and some basil. Work up a pound of butter in a little flour, and put it in the belly of the fish; then wrap the salmon in the napkin, bind it about with a



packthread, and put it into a fish-kettle of a size proportionate to your fish. Pour over it equal parts of wine, water, and vinegar, in quantities sufficient to boil it, and set it over a quick fire. When it is done enough, which will be in from fifteen to twenty-five minutes, according to its size, take it off, and keep it simmering over a slow stove till you are ready to serve. Then take up the salmon, take it out of the napkin, and lay it on another in the dish you intend to serve it in, and garnish it with parsley.

#### 182. TO BOIL SALMON AS AT BERWICK.

Cut the salmon across into small slices, wash them twice in hard water, or pump water over them. The water must be boiling when the salmon is put in, and plenty of salt in it (as much as will float an egg). If a small salmon it will take fifteen minutes; if a large one twenty to twenty-five. Hard water must be used in boiling. Serve in a deep dish, with some of the water the fish was boiled in poured over.

#### 183. TO BROIL SALMON WITH A WHITE SAUCE.

Having cut the salmon in slices, melt some butter in a pan, and add a little salt to it. Rub the slices of fish with this, and broil them on a gridiron over a slack fire. Make a white sauce as follows:—Put a piece of butter and a pinch of flour into a saucepan, two anchovies, previously washed and boned, some capers, and a whole leek. Season with pepper, salt, and a very little nutmeg. Add a little water and a few drops of vinegar. Keep stirring the sauce over the stove till of a proper thickness,



then take out the leek, and pour it into the dish you intend to serve the salmon in. Lay the slices of broiled fish in, and serve very hot.

#### 184. SALMON WITH A BROWN SAUCE.

Broil your slices of salmon as above. Put into a saucepan a piece of butter the size of an egg, and set it on a slow stove. When the butter is melted, put in half a spoonful of flour, and shake it about till it is brown. Then put in some good fish stock and a glass of white wine. Season with pepper, salt, an onion stuck with cloves, a bunch of herbs, and a little shred parsley. When the slices of salmon are broiled put them into this sauce, and let them simmer in it till the sauce is reduced enough. Then take out the fish and lay it in a dish. Add to the sauce a thickening of one or two yolks of eggs, beat up in a little vinegar. Let the sauce just come to a boil, stirring it well, and pour very hot over the salmon.

#### 185. SAUMON EN CAISSE.

Take two good slices of salmon ; put them to marinade for an hour in a dish with as much sweet oil as will cover them ; parsley, onions, a little mushroom, and a shallot, all minced very fine ; half a bay-leaf, a little thyme, and sweet basil, reduced almost to powder ; salt and pepper. Make a paper-case large enough to hold your two slices of salmon. Oil the paper. Put in the fish with the seasoning on it, and place it in the oven. When done enough, pour a little lemon-juice on it, and serve.



## 186. SALMON COLLOPS.

Cut the salmon in thin collops. Season with pepper and salt, and fry them in a sauté-pan with a little butter. Place them in a dish, and serve with the following sauce:—Take a spoonful of fennel, mint, and parsley, boil them five minutes, and chop them fine. Mix with them half a pint of béchamel, and a little glaze. Season with salt, a little cayenne, and the squeeze of half a lemon. Mackerel are very good done in the same way.

## 187. IRISH PICKLE FOR SALMON.

Equal parts of vinegar, white wine, and water. Boil it with mace, cloves, ginger, pepper, and horseradish. Take out the latter when sufficiently boiled, and pour the pickle over salmon previously boiled in strong salt and water.

## 188. YORKSHIRE RECIPE TO DRESS DRIED SALMON.

Pull some dried salmon into flakes. Have ready some hard-boiled eggs, chopped large. Put both into a pint of cream, with two ounces of butter, rubbed up with a teaspoonful of flour. Skim it and stir till it boils. Make a wall of mashed potatoes round the dish, and put the fish in the centre.

## 189. BAKED HERRINGS.

Scale, wash, and dry them well in a cloth; lay them on a board, pound some black pepper and cloves together, and mix them with four times the quantity of salt, and rub the fish all over. Lay them straight in an earthenware dish (a deep one is best). Cover them with vinegar and



a few bay-leaves. Tie strong paper over the top of the dish, and bake them in a moderate oven for about half an hour or more. They are good eaten either hot or cold, and will keep a long time if well covered. Mackerel and trout may be dressed in the same way.

#### 190. BAKED HERRINGS IN A CRUST.

Make a shape of good paste just the length and the breadth of a herring. Then lay a fresh herring, previously scaled, washed, and cleaned, in it, with a piece of butter, some minced onions, pepper and salt. Cover with paste, and put them in the oven for about twenty minutes or half an hour. They are excellent.

#### 191. TO BOIL HERRINGS.

Scale, clean, and wash them ; dry them thoroughly in a cloth, rub them well over with salt and vinegar. When the water boils, put them in ; about ten or twelve minutes will do them. Then take them up ; drain them well, and put them on the dish. Serve with grated horseradish, and horseradish sauce, or parsley and butter made very green. Mackerel may be boiled in the same way, and served with fennel or green gooseberry sauce.

#### 192. PICKLED HERRINGS, MACKEREL, SPRATS OR SMELTS.

Cut two onions in thin slices, mix with salt and pepper and a little mixed spice, two or three bay-leaves, and a small faggot of sweet herbs. Clean the fish, and cut off the fins and gills. Put a little of the onion inside them,



and rub the outside with the same. Put them into a deep dish, with the onions, herbs, and seasoning, half a pint of vinegar, and a gill of water. Bake in a slow oven one hour. Serve cold. They keep a long time good.

#### 193. FISH PIE.

Clean and scale some trout, whittings, or other small fish; cut off their heads and tails; put a few bits of butter in the bottom of a pudding-dish; lay in the fish, sprinkle with pepper and salt, and a good quantity of chopped green onions and parsley; then put in another layer of fish, seasoning in the same way. When the dish is full, pour over a glass of vinegar and a little mushroom-ketchup; cover the top of the dish with mashed potatoes, and put it to bake in the oven for an hour.

#### 194. FISH PUDDING.

Pound some cold fish in a mortar with a few spoonfuls of broth; add a small lump of butter and some crumbs of bread; mix it with the yolks of four eggs, previously well beaten, and rub it through a sieve into a bason with the whites of the eggs also well whipped; put it into a soufflé-mould and bake it in the oven.

#### 195. COD PIE.

Take a piece of the middle of a small cod and salt it well one night; next day wash it, season with pepper and salt and a little cayenne; place it in a pie-dish with a few bits of butter and a little good broth; cover it with crust and bake it. Make a sauce of a spoonful of broth, a



quarter of a pint of cream, a small piece of roux, and a little grated lemon-peel ; give it one boil, raise the crust, and pour it over the fish when it is baked enough. Oysters may be added and also minced parsley. Soles and turbot may be dressed the same way.

196. A YARMOUTH RECIPE TO COOK BLOATERS.

“There was never a herring spake but one,  
And he said, Toast my back before you toast my bone.”

197. RIZARD HADDOCKS.

Rub them with salt inside and out ; hang them up in the open air for twenty-four hours, which is best done by running a skewer through their heads which you support on two nails ; skin them, dust them with flour, and broil over a clear fire. They are excellent for breakfast.

198. RED HERRINGS À LA BRUXELLOISE.

Take a large sheet of the thickest white paper double, of which make a case large enough to contain eight herrings ; butter it well inside and out that it may not burn ; then take eight of the best herrings, cut off their heads and tails, skin them, take out the backbone, and divide them longitudinally into two fillets ; place them side by side in the case, and put between each a bit of butter mixed with fine herbs, some chopped mushrooms, parsley, a little shallot and green onions minced fine, a little pepper, and just a sprinkling of olive-oil ; powder them over the top with fine bread-crumbs, and lay the case on the gridiron over a very clear fire, taking every



precaution to prevent their burning. When they are sufficiently done, which will be in about ten minutes, serve them in the case with a squeeze of lemon over them.

#### 199. RED HERRINGS.

Take off their heads and tails ; divide them from end to end ; take out the bone ; put them on a dish, and baste with oil. When ready to serve, turn them for a minute or two on the gridiron, and send to table immediately.

#### 200. LOBSTER AU GRATIN.

Chop a middle-sized onion and put it in a stew-pan with two ounces of butter ; fry of a light brown ; mix with it a small tablespoonful of flour ; pour over half a pint of milk, a teaspoonful of salt, a quarter one of pepper, and half that of cayenne, a little sugar, a very little nutmeg, and some chopped parsley. Boil a few minutes till rather thick ; put in your previously boiled lobster meat cut in pieces. Let it boil up ; add the yolk of an egg and a little cream, mix quickly ; fill the shells, egg and bread-crumbs them ; put in an oven for ten minutes, pass a hot salamander over them, and serve.

#### 201. CRAB AU GRATIN (AMERICAN).

Prepare the crab as usual, lay in the empty shell a layer of the soft part, then a layer of grated American crackers or biscuit ; over this lay the fleshy part of the crab, on which pour a spoonful of mushroom-ketchup ; add some chopped hard-boiled yolks of eggs. Season with a little salt, pepper, and cayenne ; cover all with the remainder



of the soft part of the crab ; make it even with a knife ; egg and bread-crumb it over, or grated biscuit may be used instead of bread-crumbs ; stick a few bits of butter on the top ; set it in the oven for twenty minutes or half an hour, and serve very hot.

#### 202. PARTAN PIE.

Pick the meat after boiling out of the crab ; clean out the shell and mix the meat with a little salt, pepper, a bit of butter, and, if too liquid, a few bread-crumbs ; add three spoonfuls of vinegar, and put all into the shell again ; strew a few bread-crumbs over, and set it before the fire or in the oven. Brown with a salamander ; add a little cayenne, and serve.

#### 203. CURRY OF LOBSTER.

Take them from the shells ; cut them in medium-sized pieces, and lay them in a saucepan with a small piece of ham, a blade of mace, cayenne pepper, and salt to your taste, four spoonfuls of veal gravy, and four spoonfuls of cream. Rub smooth together two teaspoonfuls of curry powder, a teaspoonful of flour, and a little cream. Add it to the sauce. Simmer an hour, and squeeze in the juice of half a lemon before serving.

#### 204. CURRY OF COD

Should be made of sliced cod that has either been crimped or sprinkled for a day with salt, to make it firm. Fry it with some onions in a pan till it is of a fine brown ; then put it in a stew-pan with some good veal gravy, a



spoonful or two of curry powder, a bit of butter rolled in flour, and four spoonfuls of rich cream. Season to taste, with salt and cayenne. Stew it slowly till done. Serve with rice, or in a rice border.

#### 205. KEDGEREE.

Boil a breakfast-cupful of rice twenty minutes, and four eggs ten minutes. Take any kind of cooked white fish; pull it in pieces; take care there are no bones left; chop the eggs very fine; add three or four ounces of fresh butter; season with salt and cayenne pepper (fresh green minced chilis are better). Beat the whole together, and serve as hot as possible. A little chutnee sauce eaten with it is a great improvement.

#### 206. OYSTERS STEWED (AMERICAN WAY).

Take a dozen large oysters in their own liquor; let them just boil; add salt, pepper, a piece of butter the size of a nutmeg, and half a teaspoonful of chopped chervil.

#### 207. ANOTHER AMERICAN WAY.

Open a dozen oysters; put them in a small stew-pan with two grains of black pepper, a pinch of sugar, a little salt butter, and cayenne. Set them on the stove for three or four minutes; give them just a slight boil, and put in a bit of butter the size of a walnut, which you have previously mixed with half a teaspoonful of flour. Shake the stew-pan round till it is melted; put the pan again on the fire to simmer for a minute or two. Serve very hot on toast. Any quantity may be done in the same way. A little cream is an improvement.



208. OYSTERS STEWED IN THEIR OWN JUICE  
(SCOTCH).

This is an excellent method of dressing them. Take the largest you can get ; wash them clean through their own juice ; lay them close together in a frying-pan ; sprinkle them with a little salt. Do not put one above another. Make them a fine brown on both sides. If one panful is not sufficient, do off more. When they are all done, pour some of their liquor into the pan, mixing it with any that may be left from their cooking. Let it boil a minute or two. Pour it over the oysters, and serve very hot.

209. TO POT CHAR OR TROUT.

Three teaspoonfuls of black pepper and allspice mixed, two of mace, one each of cloves and nutmeg. Keep them well corked up in a small bottle ; when used add a little salt. This is a sufficient quantity for fourteen pounds of fish. Cut open the fish ; clean them well with a dry cloth, but do not wash. Remove the heads, tails, fins, and backbone ; then rub the spices well into them. Put them with the spices into a baking dish ; cover well with fresh butter, and place the dish in a slow oven, to remain till the bones are dissolved, which will take about five hours. Drain off the butter, and put the fish into pots ; press it down firmly, and pour a thin layer of fresh butter over the top. The trout should be red-fleshed, and not exceeding three-quarters of a pound in weight. Other fish, such as eels, sprats, etc., or shrimps and prawns, may be done in the same way. The spices must all be ground.



## 210. METHOD OF KIPPERING SALMON.

The largest fish are best. To twenty pounds of salmon put one and a half pounds of salt, one pound of raw sugar, and two ounces of saltpetre. Mix all well together. Wash the fish well in salt and water; split it up the back, cut off the head, and take out the backbone. Rub it well inside with the mixture; lay it in a deep dish with the inside uppermost; leave it in the pickle twenty-four hours; then put a heavy weight on it; press it for two days, or three if a large fish. Take it out of the pickle and hang it to dry in the sun.



## MEAT, POULTRY, GAME.

---

### 211. SALT BEEF.

To salt beef for immediate use, common salt, previously well dried at the fire, is better than any other pickle. The kernels should be carefully extracted, then sprinkle the meat well with salt, and six hours afterwards hang it up to drain. After it has drained, rub it thoroughly in every part with salt, and lay it in a salting-tub. Cover it over with a cloth saturated with the brine, and then with the cover, which should fit close to the tub. It must be turned and rubbed every day with the brine. A round of beef, of twenty-five pounds' weight, will require one and a half pound of salt, to be all rubbed in at first. Turned and rubbed every day, if not wished very salt, it may be eaten in four or five days. If you wish it red, rub it first with saltpetre, in the proportion of half an ounce and the same quantity of moist sugar to one pound of common salt.

### 212. BAKED ROUND OF BEEF.

If about fifteen pounds, hang it two or three days; then rub in, being previously well pounded together, three ounces of saltpetre, one ounce of moist sugar, a quarter of an ounce each of black pepper, allspice, cloves, and mace, and a nutmeg grated, some minced sweet and savory herbs, and three quarters of a pound of common



salt. The bone should be taken out, and it should be turned and rubbed every day for a fortnight. When you dress it, put it into a pan with a quart of water ; cover the meat with three pounds of suet, shredded rather thick, and an ounce or two minced small ; then cover the whole with a flour crust to the brim of the pan, and bake in a moderate oven six hours.

### 213. TO BOIL BEEF.

The slower it is done the better ; if boiled too quick at first, no art afterwards can make it tender. Half a round, of about fifteen pounds' weight, will take about three hours. Put plenty of cold water in with it, and carefully remove the scum as it rises. Let it boil till no more comes, then set the boiler on one side of the fire, and keep it simmering slowly till done.

### 214. SPORTSMAN'S BEEF.

Take a large round of beef, three ounces and a half of saltpetre, one ounce of allspice, and a good pinch of cayenne pepper ; rub it well in, and let it stand twenty-four hours. Then rub in thoroughly several handfuls of salt. Put it by for ten days, turning and rubbing in the salt every day. Then put it into a pan, with four pounds of shred beef-suet, dredge it lightly with flour, and bake in a slow oven for four or five hours according to the size. This will keep good in moderate weather as long as any remains of it.

### 215. BEEF BOUILLI.

Take the short ribs of a breast of beef, and put them on



to stew with a few turnips, carrots, onions, a head of celery, a clove of garlic, a few slices of leg of beef, a small piece of mutton or veal, and a little spice. Cover it with boiling water, and let it simmer slowly four or five hours, till the meat is as tender as possible. For sauce, take some cullis or good rich gravy, a dessert-spoonful of chili vinegar, four or five gherkins minced fine, a tablespoonful of mushroom ketchup, a little soy, and pepper and salt to your taste. Simmer all together a few minutes. When ready to serve, take the top skin off the bouilli, glaze it with a dark-brown glazing, and serve the sauce under the meat.

#### 216. COLLARED BEEF.

Choose the thin end of the flank of fine mellow beef, but not too fat. Lay it in a dish with salt and saltpetre; turn and rub it every day for a week, keeping it in a cool place. Then remove all bone and gristle, and the skin of the inside part, and cover it with the following seasoning:—Cut small a large handful of parsley, the same of sage, some thyme, marjoram, pepper, salt, and allspice (and, if liked, a little garlic). Roll the meat up as tight as possible, and bind it first with a cloth and then with tape or packthread. Put the beef on in plenty of water, and let it boil gently seven or eight hours. When done, put a heavy weight on while it is hot, without undoing the cloth, etc. It will, when cold, be of an oval shape. It should then be glazed on the outside.

#### 217. DUTCH BEEF.

Take a lean piece of beef, rub it well with treacle or



brown sugar ; let it lie three days, turning and rubbing it often, then wipe it ; salt it with salt and saltpetre beaten fine together, the salt having the largest proportion ; rub it well in every day for a fortnight, roll it tight in a coarse cloth, and press it under a heavy weight. Hang it to dry in wood smoke, turning it upside down every day ; when smoked enough, boil it in pump water and press it. To be eaten cold, cut, or grated.

#### 218. AN EXCELLENT MODE OF DRESSING BEEF TO EAT COLD.

Hang three ribs of beef three or four days ; take out the bones and rub it well with salt, a little saltpetre, and bay salt, brown sugar, pepper, cloves, mace, and allspice, in fine powder. Let it lie for a fortnight, turning and rubbing it every day ; then put it into a baking-pan, and put some butter or suet on it ; cover it with a coarse crust, and bake slowly till as tender as possible. Tongues to eat cold are excellent done in the same way.

#### 219. COLLARED OX CHEEKS.

The cheeks must be well washed and wiped dry. Salt them well with common salt for twenty-four hours ; take off the salt and lay them in a pan with the following mixture over them :—One ounce of saltpetre, the same of salprunella and of brown sugar. Let it remain three days, then take it off and stew the cheeks for three hours till the bones will draw out. Chop it while warm into small pieces ; season it well with chopped herbs, pepper, and salt ; put it into a tin mould, which fill till it comes a little above the top ; put the cover on with heavy



weights over it, and press it down close. When quite cold turn it out, and it is ready to eat.

#### 220. BEEF EN SAUCISSONS.

Take two pieces of beef about double the size of your hand, and one finger thick; beat them to make them flat, trim them even; take the parings and another bit of beef and mince very fine together with some parsley, a few sweet basil leaves, some small onions, two shallots, some mushrooms, salt, and whole pepper. Mix this forcemeat with four yolks of eggs, spread it upon the slices of beef, roll them up in the form of sausages, tie them and put them into a stew-pan on a slow fire, with a little broth, a glass of white wine, a little salt, some pepper, an onion with two cloves stuck in it, a carrot, and a parsnip. When well stewed pass the sauce through a sieve, take off the fat, reduce it till it is thick and rich. Put in the beef again, just bring it to a boil, and serve. It is good to eat cold.

#### 221. BEEF EN PAPILOTES.

Take a rib of beef, shorten and trim it so that it is a proper size for your dish. Put it on a gentle fire with a pint of broth, a little salt, and whole pepper; reduce it over a very gentle fire till it begins to stick to the beef; then put it in a marinade of oil, parsley, a very little sweet basil, small onions, one shallot, and some mushrooms, all minced very fine. Let it lie an hour, then put the beef and marinade into a large sheet of white paper; plait it up all round the edge so that it may be entirely covered; oil the paper on the outside; place it on a



gridiron with another piece of oiled paper under it; broil on both sides over a gentle fire, and serve in the paper.

#### 222. SHOULDER OF MUTTON MARINADE.

Lay it for three days in a quarter of vinegar, with four ounces sliced, a handful of sweet herbs, and a small quantity of mace and cloves pounded; lard it with bacon rolled in Jamaica pepper; put it to bake with some of the liquor round it. When done serve with a rich gravy.

#### 223. LEG OF MUTTON À LA PERIGORD.

Take some truffles and bacon, cut them into pieces fit for larding, roll them in a little salt, spice, an onion, and a clove of garlic minced and well mixed together; then lard the mutton with the bacon and truffles, wrap it in a paper, and keep it from the air for two days that it may acquire a good flavour of truffles. Stew it on a gentle fire with some slices of veal and bacon in its own gravy. When done enough skim the sauce, add a good spoonful of cullis, and serve.

#### 224. TO MAKE A HAUNCH OF MUTTON EAT LIKE VENISON.

Mix two ounces of bay salt with half a pound of brown sugar; rub it well into the mutton, which should be placed in a deep dish for four days, and basted three or four times a day with the liquor that drains from it; then wipe it quite dry, and rub in a quarter of a pound more sugar mixed with a little common salt, and hang it up haunch downwards; wipe it daily till it is used. In



winter it should be kept three weeks, and roasted in paste like venison. Serve with currant jelly.

#### 225. ROAST LEG OF MUTTON.

Cover it well with water, and bring it gradually to a boil ; let it simmer gently for half an hour, then lift it out and put it immediately on the spit ; roast it an hour and a quarter or a half, according to its size. Dressed in this way it is particularly juicy and tender, but there must be no delay in putting it on the spit after it is taken out of the water. It may be garnished with roasted tomatoes or potatoes, or served with haricots à la Bretonne round it.

#### 226. TO DRESS ROEDEER OR HARE.

Take the two haunches and the back ; take off the hard skin, lard the upper sides of the haunches with good fat bacon ; then put into a pint of vinegar some carrots, turnips, and onions sliced, parsley minced, pepper and salt. Mix all together, and boil for ten minutes. When it is cold, lay the meat in a dish, and pour the pickle over it. Let it remain in the pickle for four days, turning it every day, and rubbing it well into the meat. When roasted, butter a large sheet of paper and tie it over the larded side. Three quarters of an hour is sufficient, with a good fire, to roast the haunches. For sauce, take a little of the pickle, a piece of butter rolled in flour, a teaspoonful of currant jelly, and a little good gravy. Boil all up together, and serve either round or in a sauce-boat.



## 227. CUTLETS OF MUTTON À LA MARINIÈRE.

Cut your cutlets thick and short, put them in a stew-pan with a piece of butter about the size of half an egg; pass them on the fire till a little browned; wet them with a glass of white wine, the same quantity of broth; add a dozen little white onions; stew over a gentle fire for half an hour; then add a pound of bacon, a carrot, and a parsnip, a small piece of savory, and parsley, all minced, a little salt and pepper, and a dessert-spoonful of vinegar. Stew till the cutlets are very tender and the sauce reduced. Lay the cutlets on the dish, the sauce and onions round, and the minced bacon and roots over them.

## 228. CÔTELETTES DE MOUTON EN ROBE DE CHAMBRE.

Stew them with broth, a very little salt, and a bunch of sweet herbs, quite slowly. When done tender, skim off the fat, pass the broth through a sieve, set it on the fire again, and reduce to a glaze. Glaze your cutlets, and leave them to cool. Take a piece of veal, some beef-suet, two eggs, a little salt and pepper, parsley, onions, and mushrooms. Mash all fine together, moisten with a little cream; roll each cutlet in this forcemeat, cover them with bread crumbs, lay them on a baking-tin, and place them in the oven till they are of a fine brown; the oven should not be too hot. Serve with shallot gravy or other clear sauce.

## 229. BEEF-STEAKS OR MUTTON-CHOPS.

It is absolutely necessary, to make them good, that they



should be cooked *over* a sharp red fire. The gridiron should be on the fire about two minutes before the chop or steak is laid on. They should be beaten a little beforehand, to set the meat and prevent it from shrinking, well seasoned with pepper and salt, and turned often to keep the gravy in the centre. Ten minutes will do a steak of half a pound weight, and about six minutes a chop.

### 230. MUTTON OR LAMB CHOPS AU FEU.

Cut them rather thin, mince an onion and some parsley leaves very fine, add some oil; rub the chops well with this, leave them to soak in it two hours, season with pepper and salt. Broil over a sharp fire, and serve immediately.

### 231. RELISHING CUTLETS OR STEAKS.

Chop fine a tablespoonful of green pickled chilis, mix with two ounces of butter a little mustard and a spoonful of grated horseradish. The cutlets or steaks should be cut rather thick. Season them with salt, and spread the above mixture on both sides. Put them on a gridiron over a sharp fire, turn them three or four times. Serve on a very hot dish, with the juice of half a lemon and a dessert-spoonful of walnut ketchup.

### 232. LAMB CHOPS À LA BOULANGÈRE.

Cut and trim neatly cutlets enough for a small entrée—say ten or twelve—season highly with salt and pepper and a little cayenne, dip them gently in olive-oil and then in flour. Broil them over a slow fire. While they



are doing, put a gill of cream in a stew-pan, set it on the fire, and when boiling add two ounces of fresh butter, a tablespoonful of chopped chervil, the juice of half a lemon, and a little pepper and salt ; stir quickly till it forms a nice smooth sauce ; pour it over the cutlets when done, and serve quickly. Fillets of veal or rabbits are good done in this way.

### 233. MUTTON CUTLETS AUX CONCOMBRES.

Take a neck of mutton, cut it into chops, and trim them nicely. Chop some parsley and shallot very fine, and put them in a little melted butter ; dip the chops in this and then into bread-crumbs. Put them in the frying-pan, and fry of a fine light brown. Prepare two cucumbers by cutting them in four quarters, removing all the seeds ; cut them in oval shapes about an inch long ; boil them in half vinegar and water till tender. Make a sauce with the trimmings of the cutlets, some minced shallot and herbs ; put the cucumbers into the sauce and make them very hot. Serve in the centre of the dish with the cutlets arranged round.

### 234. IRISH STEW.

Four pounds of potatoes, and a pound and a half of mutton, six or seven good sized onions, and one carrot. Cut the meat in moderate sized pieces, if the breast or scrag end of the neck, or in cutlets. Add three pints of water ; stew very slowly till the potatoes are nearly done to a pulp ; a few more potatoes should be added about half an hour before it is ready to serve. Season with pepper and salt. This is enough for six or seven persons.



## 235. LAMB CHOPS À L'AFRICAINNE.

Cut a lamb chop or cutlet, broil over a very sharp fire, turning it continually; when nearly done season highly with salt and pepper, and rub a spoonful of chutnee on both sides of each cutlet, put them again on the gridiron; broil for another minute and serve.

## 236. LAMB'S HEAD STOVE.

Wash and trim the head carefully, then put it on to stew in some good stock. When nearly done enough add a good quantity of spinach well washed and coarsely chopped; thicken the sauce with a little flour, and season with pepper and salt. It will take rather more than an hour to stew; two or three young onions minced and added is an improvement. Serve all together in a deep dish.

## 237. LAMB'S HEAD AND FRY.

Skin the head and split it, take out the tongue and brains, wash and clean it, and the liver, heart, and lights, and lay the whole to soak in boiling water for half an hour; then put on the head to boil, it will require a little more than three hours. While it is boiling take the fry and mince it very small, put it on to stew in a quart of veal broth; add some minced parsley, a little ketchup, a spoonful of cream, a small piece of butter rolled in flour, and season with pepper and salt. When the head is sufficiently boiled brush it over with the yolk of an egg; sprinkle it with chopped herbs and bread-crumbs, baste it with butter, and brown it in a Dutch oven or before the fire. Keep the mince hot while it is browning, then



lay it in the dish with the head over, and garnish with the brains, and the tongue cut in half lengthways. They should be separately stewed in broth, and a little lemon-juice squeezed over the brains just before serving.

### 238. QUEUES DE MOUTON.

Take five mutton tails, put them on a gentle fire with some broth, a bunch of parsley and small onions, half a clove of garlic, a bay-leaf, thyme and sweet basil, two cloves, and a little pepper and salt; when thoroughly done take them out to drain and cool. Take six ounces of rice, wash it in warm water, strain what broth may be left from stewing the tails, if not enough add a little more broth, put in the rice and stew till it is quite tender; when ready make a foundation of the rice on the dish you mean to serve it in, lay the mutton tails quite separate on the rice, cover them over with the remainder of the rice; glaize the outside with an egg, put the dish into the oven with a tin cover over till the rice forms a crust, tilt the dish that any grease may drain off. Wipe the dish clean and serve very hot.

### 239. LANGUES DE MOUTON.

Blanch them, cut them longitudinally through the middle, and put them on the gridiron over a clear fire. When done enough serve with a sauce piquante. (See Sauces.)

### 240. EMINCÉ OF MOUTON.

Mince the meat of an uncooked loin of mutton with half a pound of the fat; add a spoonful of salt, a teaspoon-



ful of pepper, two large onions cut in dice, a pint of green peas, four cucumbers cut in dice, a lettuce, a sprig of thyme, and a quarter of a pound of butter, with four spoonfuls of water ; let all stew together for three hours, and serve with rice round. Celery or asparagus may be used instead of peas.

#### 241. HASHED VENISON OR MUTTON.

For gravy boil a part of the bone and trimmings of a cold haunch in a little water, season with peppercorns and salt. Strain and thicken it with a bit of butter rolled in flour ; add a glass of port wine, a tablespoonful of mushroom ketchup, and one of currant jelly. When hot add the venison cut in thin slices, heat it thoroughly and serve with sippets of toasted bread. Cold haunch of mutton may be dressed in the same way.

#### 242. HASHED MUTTON À LA NELL GWYNNE.

Half a pint of mushroom ketchup, half a pint of white wine vinegar, half a dozen shallots sliced fine and stewed for two hours in this liquor ; then put in a pound of previously parboiled collops of mutton, and stew gently till ready to serve.

#### 243. BEEF À LA VINAIGRETTE.

Cut a slice of underdone boiled beef three inches thick, see that some fat is with it. Stew it in half a pint of water, a glass of white wine, a bunch of sweet herbs, an onion, and a bay leaf. Season it with pepper and three cloves pounded ; let it stew till the liquor is nearly wasted, turning it occasionally. Strain off what may be



left, to which add some vinegar, and when the beef has become cold serve it with it for sauce.

#### 244. HASHED MUTTON.

Rub a little flour and butter in a stew-pan till brown, then add as much more butter as will make it the consistence of good cream, put in some chopped onions, let them stew till tender. Cut three slices of mutton lean and fat about an inch in size, put them into the sauce with some pepper and salt, a spoonful of ketchup or Harvey, some chopped gherkins, or hot pickles. Make very hot and serve.

#### 245. TOURTE DE CÔTELETTES DE MOUTON À LA PERIGORD.

Take a neck of mutton, cut into short thick cutlets, and arrange them in your pie dish, or in a raised crust. Take as many middle-sized truffles as cutlets, peel and place between each cutlet; season with a little salt and mixed spices, cover it with thin slices of bacon, and over that a layer of good butter about the thickness of a shilling, cover the whole in with pie crust, and bake for three hours. When done raise the top of your crust and pour in a glass of wine warmed, with two tablespoonfuls of cullis. Skim off any grease with a spoon, and replace the crust.

#### 246. PERDREAUX AU CELERY BLANC.

Take three partridges, make a forcemeat of the livers and stuff them with it; blanch them in a hot marinade for a few minutes. Spit them across, lay on them slices



of bacon, cover them with paper, and roast them gently about twenty-five minutes. For your sauce take the white part of six or eight heads of colery, split them two or three times, and cut in pieces about an inch long, blanch them a few minutes in water, then boil them in good broth for an hour; put in a bit of butter mixed with flour a liaison of four or five eggs beaten up with some cream, a little pepper and salt; pour it into the sauce when it is boiling hot; move it about for a minute on the stove, squeeze in a little lemon-juice. Take the partridges off the spit, and serve with this sauce over them. It is also excellent with boiled partridges, chicken, or pheasant.

#### 247. POULETS AUX PETITS POIS.

Cut your chickens into pieces, put them into a stew-pan, with a pint of green peas, a bit of butter, a bunch of parsley, and some small onions; set the pan for a minute or two on the fire, then add a good pinch of flour, and moisten sufficiently with half broth half gravy. Stew slowly till quite tender and reduced to the proper quantity. Just before serving, season with a small quantity of salt and a little sugar.

#### 248. FRICASSÉE OF CHICKEN.

Parboil your chickens, skin them, cut them in pieces, and put them in a stew-pan with some strong broth, whole pepper, a blade of mace, a little salt, two anchovies, and a green onion. When nearly done, add half a pint of cream, a very little bit of butter mixed very smoothly in flour, and a teaspoonful of mushroom powder. Stir



over the fire till it thickens. Beat up the yolks of two eggs, mix them in carefully, add the juice of an orange or lemon, strain it off, dish the chicken, and pour the sauce over.

#### 249. ANOTHER FRICASSÉE.

Skin your chickens, cut off the shanks and pinion bones, separate the legs, wings, and breast, break the leg bones with a rolling pin, remove the bones, put all the flesh into water, and blanch over a stove. When this is done, put them again into cold water. When they have soaked a little while, take out and drain them, put them into a stew-pan, with a little melted bacon, a small piece of fresh butter, a bunch of herbs, an onion stuck with cloves, and some mushrooms. Season with salt and pepper. Toss all this up together over a stove, then moisten with half broth half water, and set it over a gentle fire. Beat up the yolks of four eggs in cream, and mix in it a little shred parsley, peas, or asparagus-tops, or use it plain. When the liquor is diminished enough, thicken it with the eggs and cream without removing it from the stove, and serve when sufficiently done.

#### 250. POULETS À L'ESTRAGON.

Boil for a quarter of an hour a large pinch of tarragon leaves, throw them into cold water, press and hash them. Mix about a quarter of this with the chickens' livers minced, a little salt and pepper, and a bit of butter. Put this kind of forcemeat inside the chickens, cover the breasts with a slice of fat bacon or lard, and roast them in paper about twenty-five to thirty minutes. Put the rest of the hashed tarragon into a stew-pan, with



a bit of butter the size of a large walnut rubbed in a little flour, two yolks of eggs, half a glass of gravy, two spoonfuls of good broth, a few drops of vinegar, some whole pepper, and salt. Thicken your sauce on the fire without letting it boil, lest the eggs should turn. Take the paper and bacon off your chickens, place them on a dish, and pour the sauce hot over them.

#### 251. CAPILOTADE OF CHICKEN.

Cut up two chickens that have been either roasted or boiled previously, skin them, and put them into a stew-pan, with a piece of butter rolled in flour, set them on the fire for a few minutes, then pour a brown *Italienne* over (see Sauces), and let them simmer a quarter of an hour over a slow fire. Take care the sauce does not stick to the pan. Add to the sauce either capers or minced gherkins. Fry some thin slices of bread of a light-brown, glaze; then arrange them round the dish, with the chicken in the centre, and pour the sauce over.

#### 252. MATELOTTE DE PETITS POULETS.

Cut up your chickens as for a *fricassée*, legs and wings, pinions, and the breasts and backs, into two, put them into boiling water on the fire for two or three minutes, then place them in a stew-pan with a slice or two of ham, a ladleful of mixed veal gravy and cullis, a bunch of onions and parsley, a little sweet basil, half a shallot, some pepper and salt; stew all together gently for an hour. Then strain the sauce, add some more cullis, a few button mushrooms or sliced truffles, a squeeze of orange or lemon-juice; dish the chicken, pour the sauce over



and serve. This may be varied with peas or asparagus tops, instead of mushrooms or truffles.

### 253. COLD MINCED CHICKEN AUX FINES HERBES.

Mince some mushrooms and sweet herbs, add mace, pepper, lemon zest, and a little salt, two tablespoonfuls of cream, and a piece of butter. Stew them together till the whole are well cooked, then remove the herbs; add the white meat of a cold chicken previously minced, some finely minced chervil and parsley, and the squeeze of a lemon. Just heat it thoroughly and serve with fried croustades of bread round it.

### 254. TO DRESS COLD CHICKEN, VEAL, OR GAME.

Cut them up and put them into a good well-seasoned stock, let it come to a boil, and then set it to simmer for half an hour; add a small piece of butter rubbed in flour, a boned anchovy, a minced onion, and a small piece of shallot, a little salt and cayenne, and a tablespoonful of port wine. Let it stew together about ten minutes longer; shake it frequently and it will be ready to serve.

### 255. FOR AN ASPIC OF FILLETS OF CHICKEN.

First put a little aspic into the mould to acquire a substance. When it is set cut some shapes of hard-boiled yolks and whites of eggs, truffles, gherkins, and beetroot; when you have arranged all these decorations pour in some liquid aspic gently to settle all together, and put it in the mould on the ice to freeze, then arrange the fillets of chicken previously cooked, skinned, and cut in a good



shape, neatly all round, pour in as much more aspic as will set the chicken, then put round and over the chicken some mayonnaise or Beurre de Montpellier, over this as much cold aspic as will cover it, otherwise the butter or sauce would dilute in the jelly and cause it to look muddy. Fill the mould now with the liquid aspic as full as it will hold and let it freeze. When ready to serve dip a cloth in hot water, wrap it round the outside of the mould, which will loosen it, and turn it out on the dish.

#### 256. L'ASPIC FOR THE ABOVE.

Take a handful of aromatic herbs, such as burnet, chervil, and tarragon, boil them in white vinegar; when the vinegar is well flavoured pour into the stew-pan some reduced consommé of fowl. Season with salt and pepper and a little spice, then break the whites of four eggs into a pan, and whisk them well, pour the aspic on them, and put the whole again in a stew-pan on the fire, keep beating and stirring till the jelly gets white, it is then very near boiling, put it on the corner of the stove with a cover over it and a little fire on the top; when quite clear and bright strain it through a jelly bag or sieve, and it is ready to use when wanted.

#### 257. ANOTHER ASPIC.

Put a knuckle of veal, a small part of a knuckle of ham, and some trimmings of fowl or game into a small stock-pot, with onions, carrots, a bunch of sweet herbs, pepper and salt; pour over half a bottle of white wine and some good broth; let it boil gently for four hours, then skim off all the fat and strain it through a silk sieve;



put it into a stew-pan with two spoonfuls of tarragon vinegar, four whites of eggs, and if you think it requires it, some more pepper and salt. Stew it on the fire till it becomes very white, then set it on one side with a little fire over the cover, when you find it clear drain it through a jelly bag. If this is required for garnishing raised pies or galantine, the vinegar may be omitted.

#### 258. MAYONNAISE DE PERDREAUX.

Roast three partridges, leave them to cool, cut them in pieces, put them in a pan with four shallots, a little tarragon and burnet minced, four spoonfuls of oil, three large ones of broken aspic jelly, a little pepper and salt, and a large spoonful of tarragon vinegar. Mix all well together, dish the partridges, putting the breasts and backs at the bottom, and the other pieces round, cover with a good mayonnaise (see Sauces), and garnish with aspic jelly, or beurre de Montpellier. Chicken can be done the same.

#### 259. SCOLLOPS OF FOWL À L'ESSENCE DE CONCOMBRES.

Take the white-meat of three fowls, and cut it into scollops the size of a half-crown piece, put them into a frying-pan with a little butter, and fry them on both sides over a brisk fire for a few minutes, taking care they do not brown. Cut four or five cucumbers into slices, the same shape and size; put them into a basin with a little salt and half a glass of vinegar, let them soak in this one hour, then drain them on a napkin, and put them into a stew-pan with a small piece of butter; let them fry a little without colouring, sprinkle a spoonful of flour over them, add sufficient broth to cover them



well, a small bit of sugar, and a bundle of parsley and green onions. When the cucumbers are sufficiently done, lay them on a dish covered over till you want them. Take the parings, fry them in a stew-pan with a little butter, add the sauce in which you have boiled the cucumbers, skim off all the butter and fat, reduce the sauce till it is quite thick, add all the juice that may have escaped from the cucumbers in stewing them, and three spoonfuls of béchamel ; rub the whole through a tammy. Now put into the same the scollops of chicken and the cucumbers, add a little salt, and, if the sauce is too thick, a spoonful of double cream. Heat all thoroughly, and serve, garnished with small forms of light pastry round the dish.

#### 260. TURKEY AUX TRUFFES.

Put two dozen peeled truffles into godiveau or forcemeat, and fill the breast of the turkey ; let it remain in for a week before it is roasted ; serve with sauce aux truffes. Pheasants or fowl may be done in the same way.

#### 261. UNE DINDE RÔTIE PARFAITE.

Cover the turkey with slices of bacon and white paper ; just before it is quite done take off both bacon and paper, that it may get a nice brown. Stuff it with fifty chestnuts, a little sausage meat, and two pounds of truffles. A turkey requires about forty-five minutes to roast.

#### 262. TURKEY LEGS.

Take a sweetbread, clean and scald it, cut it in square



pieces the size of dice, cut some mushrooms as nearly as possible the same shape ; put them into a saucepan, with some grated bacon, parsley, small onions, shallot, and sweet basil, minced fine, some coarse pepper, and the yolks of two eggs ; shake them well together. Take two raw turkey legs, remove the bones, leaving just a little bit at the end for show. Stuff the legs with the sweetbread, etc. ; sew them up, so that nothing can come out. Put them to stew in a glass of good broth, one of white wine ; add a bunch of parsley and small onions, and a little salt. Cover with slices of bacon, and stew over a gentle fire. When done, and but little sauce remains, skim it, take off the bacon and the bunch of parsley, add two spoonfuls of cullis, and thicken with yolk of an egg, and serve just before sending to table. Squeeze over the legs a little orange-juice.

### 263. PIGEONS À LA TARTARE.

Singe your pigeons, truss them as for boiling, flatten them with a cleaver on the dresser as thin as you can without breaking the skin of the breast or back ; season them with pepper and salt, dip them in melted butter, and dredge them with grated bread-crumbs. Broil them on a gridiron half an hour before you want them, turning them often, and broiling them thoroughly. Make the sauce as follows :—Mince a spoonful of parsley very fine, a shallot or a piece of onion, two spoonfuls of pickles, and a boned anchovy ; mince all separately very fine, then squeeze over them the juice of a lemon, add half a spoonful of water, six spoonfuls of oil, and a little pepper ; mix all these ingredients together, and just as you are



going to serve, rub in a spoonful of mustard. Put the sauce into the dish and the pigeons over it, and serve.

#### 264. POULETS À LA TARTARE.

Cut the chicken in half, singe it over the fire, marinade it with a little melted butter, one clove of garlic, two or three small onions, some parsley and mushrooms, all hashed together, a little pepper and salt. Cover it with bread-crumbs, and boil over a sharp fire. Serve with a tartare or piquante sauce (see Sauces). Grouse is excellent dressed in the same way.

#### 265. TO STEW OLD PARTRIDGES.

Put them in a stew-pan, with a little salt, pepper, a bunch of parsley, small onions, thyme, two bay leaves, some sweet basil, a clove of garlic, and as much broth as will cover them. Stew gently over a slow fire till all the broth is exhausted ; let them brown just a little, and serve with a sauce poivrade (see Sauces).

#### 266. SALMI OF GROUSE OR PARTRIDGE.

Cut them in joints, put the trimmings with some stock into a stew-pan, boil it an hour, strain and skim off the fat, thicken with brown roux, put in a little onion and shallot minced fine, put it on to boil again. A little before serving put in the game ; season with salt and pepper, and make it very hot ; if for boiled duck add a glass of port wine, and the squeeze of a lemon.

#### 267. FILLETS OF TURKEY.

Cut the breast of a turkey in collops, put some broth of



veal into a stew-pan, with an onion and a bunch of sweet herbs. Let it boil rather more than half an hour; strain and thicken it with white roux and a little cream; beat up the collops in this; add salt and pepper, and the squeeze of a lemon. A little finely-minced parsley may be added.

#### 268. JUGGED HARE.

Cut the hare in moderate-sized pieces, wash it and put it into a stone jar, just large enough to hold it, with a bunch of sweet herbs, some lemon-peel, a large onion with five cloves stuck in it, a quarter of a pint of port or claret wine, and the juice of a lemon; tie the top of the jar down with a bladder, so that no steam may escape; put the jar into a saucepan of boiling water sufficiently deep to cover it; keep the water boiling nearly three hours. Take it out, strain the gravy from the fat, and thicken it with flour and give it a boil up; lay the hare on the dish, and pour the sauce over it. Serve with currant jelly.

#### 269. CANARD À LA BEARNOISE.

Stew a duck in a little broth, half a glass of white wine, a bunch of parsley, thyme, sweet basil, and small onions, two bay leaves, and two cloves. Put into another stew-pan seven or eight large onions cut in slices and a bit of butter; pass them on the fire, turning often till they get a colour; then add a good pinch of flour; moisten with the liquor the duck was stewed in; stew the onions and reduce the sauce; skim off the fat, and add a squeeze of lemon or a few drops of vinegar, pour it over the duck, and serve.



## 270 CANARD À PURÉE VERTE.

Take rather more than a pint of green pease, boil them in a little broth, and rub them smooth through a sieve; stew a duck in broth, with salt, whole pepper, half a clove of garlic, some small onions, parsley, thyme, basil, and bay leaves. When done enough, pass the sauce through a sieve, and add it to the purée of peas; reduce the whole to a good consistency, about that of thick cream. Serve the duck with the purée over it.

## 271. RAGOUT OF DUCK.

Half-roast the duck and cut it into joints, put it into a stew-pan with a pint and a half of broth, a large onion with four cloves stuck in it, a little whole allspice and black peppercorns, and the rind of half a lemon cut thin; when it boils, skim it well; then put the lid on the saucepan, and let it simmer an hour and a half. Put into another stew-pan two ounces of butter, and work into it as much flour as will make a stiff paste; strain the sauce from the duck to this, mixing it by degrees; when it boils, add a glass of port wine, a squeeze of lemon, and a spoonful of salt. Put the duck, which you will have kept very hot, into the dish, and strain the sauce over. Serve with sippets of fried bread.

## 272. SALMI DE BECASSINES.

Take three woodcocks or four snipes, divide them, cut them in joints—the breast and backs in two pieces—lay them aside on a plate, and in the dish on which the birds



were cut, and which ought to be of silver, break up the livers and trail of the birds ; squeeze over them the juice of four lemons ; add the peel of one minced very fine ; then place the birds on the dish, seasoned with a few pinches of salt, a little white pepper, nutmeg, and cayenne, two spoonfuls of French mustard, and half a glass of white wine. Put the silver dish over a spirit lamp ; keep moving each piece that the seasoning may penetrate and mix properly. Do not allow it to boil, but just as it comes to it put out the lamp, sprinkle with a little good olive-oil, keep stirring it for a minute or two, and serve instantly that it may be as hot as possible. All sorts of game is good dressed in this way.

#### 273. SALMI OF WOODCOCK.

Cut in pieces two woodcocks, previously half roasted ; put them into a stew-pan, with three quarters of a pint of gravy, an onion with two or three cloves stuck in it, an anchovy, a piece of butter rolled in flour, a little cayenne, and salt to taste ; simmer for about a quarter of an hour, but do not let it boil ; then put in a glass of red wine and a squeeze of lemon. The livers and trails should be bruised in the sauce. Serve very hot.

#### 274. SALMI OF DUCK.

Cut off the fillets of roasted duck, and the rest of it in pieces ; mix salt and cayenne pepper together : sprinkle it over them ; add half a wine glass of olive-oil, a glass of claret, and the juice of two Seville oranges ; shake it well over the fire till very hot, and serve.



## 275. SALMI OF PARTRIDGE.

Prepare three partridges, lard and roast them, let them be underdone; when cold cut them in pieces, take off the skin, pare and arrange them in a stew-pan with a little good broth; set the pan on hot cinders, do not let it boil immediately; add six shallots and a little lemon-peel, also four large spoonfuls of reduced espagnole. Let it stew down to half the quantity, pass the sauce through a tammy, drain the partridges, and dish with a slice of fried bread between each piece; pour the sauce round, and squeeze over them a little lemon-juice.

## 276. SALMI CHAUD-FROID.

Prepare the salmi as above. A quarter of an hour before serving take the partridges out and add to the sauce a large spoonful of aspic jelly. Put the stew-pan in ice and shake it well till it takes, then dip each piece of partridge in separately that the sauce may adhere all over; dish them, pour the remainder of the sauce over, garnish with aspic and serve. Fricassée of chicken treated in the same way makes chaud-froid de poulet.

## 277. SALAD OF GROUSE.

Roast a young grouse; when cold cut it in eight pieces; put into a deep dish or salad bowl some fine white lettuce, celery, mustard, and cress, etc.; lay the grouse on it, and four hard-boiled eggs cut lengthways. Put into a basin a tablespoonful of finely-chopped shallot, one of parsley, one of pounded sugar, the yolks of two raw eggs, a teaspoonful of salt, quarter of a one of pepper, two table-



spoonfuls of chili vinegar, and four of oil. Mix all well together; whip half a pint of cream, which add by degrees to the sauce, and pour over the salad; do not mix it till you help it.

#### 278. SALMI DE CHASSEUR.

Roast three partridges as for other salmis; put into a stew-pan three spoonfuls of oil, half a glass of claret, or other red wine, salt and pepper, cayenne, and the juice and zest of a lemon; put in the partridges previously cut up, toss them over the fire in this sauce till they are very hot, and serve.

#### 279. SALMI À L'ANCIENNE.

Prepare three partridges, lard and roast them, let them be underdone; when cold cut them in pieces, take off the skin, pare and arrange them in a stew-pan, pour over a little stock, and set them to simmer; add six shallots and a little lemon-peel, also four large spoonfuls of reduced espagnole (see Sauces), let it reduce half, pass the sauce through a tammy. Take the trimmings and parings of the partridges, moisten them with a little of the sauce, pound them in a mortar as fine as possible, and rub through a tammy; pour this purée over the partridges in the stew-pan, heat it in a bain marie, arrange the salmi in a dish with fried croutons of bread between each piece, and pour the sauce very hot round. Pheasant is excellent dressed the same way, but should have the addition of a glass of red or white wine, the juice and a small bit of the peel of a Seville orange.



## 280. LAPEREAUX AUX FINES HERBES.

Cut two rabbits or leverets in pieces, trim and put them into a stew-pan with some butter, salt, and pepper; some parsley, shallot, and mushrooms all minced. Pass them over the fire for a quarter of an hour, squeeze a lemon over them, and serve.

## 281. TO ROAST GAME.

No game can be good that is not carefully roasted and thoroughly well basted. It is more tender if cooked immediately than if kept a night; burying it in the ground for a few hours if required to eat immediately makes it more tender; about three days is the best time to keep it. Ducks should be roasted but a short time, and basted with their own drippings, a little butter, and port wine. Partridges will require about twenty minutes, grouse twenty-five, snipe and woodcocks fifteen; the latter should have buttered paper over them till they are nearly done, it is better than bacon, which spoils their flavour; a hare requires about an hour, and should be basted with cream and dredged with flour.

## 282. TO ROAST GROUSE.

Two brace of birds will require a pound of fresh butter to baste them; the butter should be put in a basin and allowed to melt before the fire. The birds should not be placed too near the fire at first, and should be basted soon after they are put down, and this should be continued without intermission till they are ready to serve. If you wish to serve them English fashion with a gravy, you must make it from grouse, as all meat gravy would



spoil this bird ; while they are roasting thin slices of crisp toast should be placed to receive the drippings, and a piece placed under each bird when served. In the Scotch fashion make some toast like buttered toast, crisp it before the fire, place it under the birds, and serve with thin melted butter. All should be very hot.

### 283. THE ADMIRAL'S CURRY.

Put about an ounce of butter into a stew-pan, and as soon as it is hot slice into it four onions, some carrots and turnips ; let them brown over a sharp fire, and rub through a tammy. When done sufficiently, then add some good veal stock to the sauce, a teaspoonful of curry powder, and one of curry paste, also a dessert-spoonful of chutnee. Mix all this well together with a wooden spoon for about ten minutes ; now put in whatever meat you choose—rabbit, fowl, or fish—cut in rather small pieces ; stew over a smart fire, adding occasionally a little weak broth or milk that the curry may not get too dry. Let all simmer together, and an excellent curry will be the result. Milk is considered a great improvement to curry, either sweet or butter milk ; if the former is used, a little lemon-juice should be added to it. In India fresh tamarinds are used with it. The sauce from pickled mangoes is a great improvement ; it should not be put into the sauce, but eaten with the curry.

### 284. TO BOIL THE RICE.

Throw the rice, having first well washed it, into boiling water ; there must be enough quite to cover it. Let it boil exactly sixteen minutes, but not too fast. When



done sufficiently, and while still boiling, dash some cold water into the pot, and immediately remove it from the fire, throw the rice into the colander to drain ; cover it with a napkin, and when all the water has completely drained from it serve.

*N.B.*—The dash of cold water has the effect of separating the grains of rice.

#### 285. THE GENERAL'S CURRIES.—A DRY CURRY.

Two or three common-sized onions to be sliced and fried brown in a little butter, and then worked into a paste with water, a tablespoonful of curry powder, and a little salt. Cut up the fowl, meat, or fish, add it, and stir up the whole without ceasing till the meat is thoroughly cooked.

#### 286. A WET CURRY.

Cut the meat, fowl, or fish into small pieces ; put them, with a piece of butter and two or three onions sliced, into a stew-pan ; fry them till brown. When nearly done, add a tablespoonful of the curry powder and some salt, and simmer the whole gently, with a little water or broth, until it is sufficiently cooked. Remember to keep constantly stirring.

#### 287. TO BOIL THE RICE.

Put two quarts of water in a stew-pan, with a tablespoonful of salt ; when boiling add half a pound of rice, well washed. Boil for about ten minutes till the grains become rather soft. Drain into a colander. Slightly grease the pot with butter, and put the rice back into it.



Let it swell slowly for twenty minutes, either near the fire or in a slow oven. Each grain will then swell and be well separated, when it is ready to serve.

## 288. CURRY POWDER.

Coriander seed, well washed	-	-	-	-	-	8 oz.
Turmeric	-	-	-	-	-	9 "
Dried ginger	-	-	-	-	-	8 "
Black pepper	-	-	-	-	-	6 "
Dried chilis	-	-	-	-	-	2 $\frac{1}{4}$ "
Cardamoms	-	-	-	-	-	4 "
Cinnamon	-	-	-	-	-	4 "
Garlic	-	-	-	-	-	1 "

## 289. BENGAL CURRY POWDER.

Black pepper	-	-	-	-	-	5 oz.
Cayenne pepper	-	-	-	-	-	1 "
Coriander seed	-	-	-	-	-	13 "
Fenugreek seed	-	-	-	-	-	3 "
Cummin seed	-	-	-	-	-	3 "
Turmeric	-	-	-	-	-	10 "

## 290. THE PROFESSOR'S CURRY.

Take a good handful of onions sliced, and put them, with two ounces of butter, into a stew-pan; let them stew till quite soft, then fry them very brown and take them out of the butter. Cut whatever meat you intend to curry into small pieces, put them into the butter, and fry them brown also. Then take them out, and put in two teaspoonfuls of curry powder, and fry it till all the



butter is absorbed. Now put back the onions and meat into the pan with the curry powder, and pour sufficient milk over the whole to cover it, squeeze in a little lemon-juice, add a spoonful of salt, and let the whole stew very gently till all the liquid is absorbed, and like a paste over the meat. It is essential that this curry be cooked in a stew not a frying pan. Buttermilk may be used if preferred ; in that case leave out the lemon-juice.

#### 291. TO BOIL THE RICE.

It should first be well washed, and then put into plenty of water, not less than a quart to a quarter of a pound of rice. This may be either hot or cold. It must be boiled as fast as possible, and will require about twenty minutes. When the water assumes a white appearance it is usually done enough ; but the rice should be tried to be sure it is soft. Pour the water off, and lay the rice on a sieve to drain, covered over with a cloth. As soon as all the moisture is absorbed it is ready to serve, and should be quite soft, and each grain separate.

#### 292. THE BARONET'S CURRY.

Take a young fowl and divide it as for a fricassée, removing all the skin and fat ; mix a teaspoonful of cayenne pepper with two tablespoonfuls of curry powder ; rub it well into the fowl. Cut eight large-sized onions into shreds ; put a quarter of a pound of butter into a clean frying-pan, and set it over a clear fire ; take great care that the butter neither burns nor oils. As soon as it is well browned, put the fowl into it, keeping it on the fire and turning it frequently with a fork till it is well



browned on both sides. Have ready a stew-pan which has been previously heated ; place the fowl in it, and put the onions into the frying-pan till they are browned ; then add them to the fowl in the stew-pan, with a quarter of a pint of new milk, twenty almonds blanched and pounded, the juice of one lemon, a little salt, and a wine-glassful of fresh sorrel-juice ; put the stew-pan on a gentle fire, and let it simmer, but not boil, for an hour and a half, frequently shaking it. Serve very hot.

### 293. CURRY POWDER FOR THE ABOVE.

The best turmeric six ounces, coriander seed ten ounces, cummin seed two ounces, well pounded and sifted together. Cayenne and black pepper to be added to taste when the curry is made.

### 294. TO BOIL THE RICE.

Wash the rice thoroughly in cold water ; have some water boiling very fast (there should be plenty of it), and throw the rice in ; boil about a quarter of an hour. To ascertain if it is done enough, rub a grain in your fingers, if it goes quite down, it is done enough ; strain it into a colander ; pour a cup of cold water over it, and put it back into a covered saucepan near the fire till ready to serve.

### 295. RABBITS À LA PROVENÇALE.

Cut the rabbits in pieces ; put them in a stew-pan with some good olive-oil, salt and pepper, and some onions cut in slices ; fry them of a light brown ; take them out and dry them on a cloth. Then return the rabbits and onions



to the stew-pan with the addition of a clove of garlic minced fine, a small spoonful of espagnole, and some tomato sauce, and stew until sufficiently done.

#### 296. HARE OR RABBIT HASHED OR STEWED.

Cut them in pieces (the stew-pan should be flat, so that each piece may touch the bottom); heat the pan, then put in about half a spoonful of lard; place the pieces of hare or rabbit in the pan, so that each piece touches it; as soon as they begin to brown sprinkle them with two handfuls of flour (they should be browned on both sides); add a few small onions; let the pan remain five minutes over a moderate fire, then pour over a pint of boiling water; season with salt and pepper, two cloves, three allspice, and a bit of garlic about the size of a pea, two bay leaves, and a small bunch of parsley. Let the whole simmer slowly nearly an hour and a half; now add to the whole, half a bottle of good claret, and continue to simmer for two hours longer, when it will be ready to serve. Care must be taken not to have too much fire, or it will become dry.

#### 297. FILETS DE LIÈVRE EN POIVRADE.

Take a hare that has been already roasted, cut the meat into fillets; if you have not enough to fill your dish you may leave the bones in, otherwise the meat alone is best. Place it in a stew-pan with some sauce poivrade (see Sauces); make it very hot, but do not let it boil, and serve with sippets of fried toast.



## 298. BOUDINS OF RABBIT.

Boil the rabbit well ; pick the meat from the bones ; pound it very fine in a mortar with a small piece of butter ; add a little good gravy, a little parsley, and sweet herbs ; season with pepper and salt ; add a few bread-crumbs and three eggs ; beat it up well. You may cook them in cups or timbale moulds. Butter and flour them first. Put in the boudins, and steam them about three-quarters of an hour. Turn them out, and serve with a rich béchamel. If you have rabbits enough, use only the white meat.

## 299. QUENELLES OF CHICKEN.

Take the breast of a fowl and scrape all the meat from the sinews, the same quantity of suet and shred it very fine. Put it in the mortar and pound as smooth as possible ; then take the crumb of a penny roll, wet it in milk, add it to the meat in the mortar, and pound a little more ; rub it through a fine sieve, return it to the mortar, and mix it thoroughly, first with one whole egg, and then with the white of another ; season it with salt and pepper to taste, take it out with a tablespoon, smooth it over the top, and put each into a stew-pan with as much broth or water as will cover them. Ten minutes is sufficient to cook them. Serve with a béchamel sauce.

## 300. QUENELLES AUX TRUFFES.

Boil a young fowl, skin it, scrape all the white meat clear from sinews, pound it very fine in a mortar, soak some crumb of light bread either in broth or milk, boil a calf's



udder and pound that smooth also ; mix all well together ; season it with pepper and salt ; add three eggs and some minced truffles ; mix well. Have ready some boiling water ; take up a tablespoonful of the mixture, smooth it over, throw into the water, and poach like an egg. Serve with a strong clear gravy.

### 301. VEAL CAKE (COLD).

Take a breast of veal ; bone it and cut it into three parts ; season it with cayenne pepper, white pepper, nutmeg, mace, cloves, and salt ; mince a good quantity of parsley with two anchovies fine, and strew it over. Boil four eggs hard, cut them in halves ; cut some lean bacon half an inch thick ; put a large slice of butter in a basin, then a piece of veal, stew it with the parsley, and lay over half the eggs, then slices of bacon, and so on till the basin is full. Lay the bones on the top to prevent it from getting dry ; put it in a moderate oven for four hours. When you take it out, remove the bones, and lay a weight on to press it ; make it solid ; garnish with aspic-jelly and parsley, and eat it with any cold sauce you like, or vinegar, mustard, and sugar.

### 302. BLANQUETTE OF VEAL À LA PAYSANNE.

Roast a neck or loin of veal ; when cold, cut it into collops ; season well, and put it into a stew-pan with some sauce tournée (see Sauces), some finely-chopped parsley, and the juice of half a lemon. Reduce the sauce, and thicken with the yolk of an egg. Serve very hot.



## 303. TENDONS DE VEAU A LA RAVIGOTE.

Stew the tendons very tender in broth ; let them cool, turn them, arrange them neatly in your dish, and pour over a cold ravigote. Border the dish with beurre de Montpellier or aspic.

## 304. VEAL CUTLETS.

Take a leg of veal, cut the cutlets a neat size and shape, and beat them flat ; strew over them a little black pepper and salt ; beat up an egg with a little minced parsley and shallot ; dip the cutlets into this, and then into bread-crumbs, and fry them a good brown. Serve with shallot-gravy or sauce piquante.

## 305. MACARONI PIE.

Bone a fowl and cut it into quarters ; blanch it, boil it tender with a few onions, thicken the gravy with the yolk of an egg. Wash the macaroni clean ; boil it for a quarter of an hour ; have about two ounces of Parmesan cheese grated ; mix all together with pepper, salt, and a little good butter ; then put it into a raised paste, and bake in a sharp oven for one hour.

## 306. CHICKEN PIE AUX FEUILLETAGES.

Cover the bottom of the dish or pattypan with a light paste ; cut your chickens as for a fricassée ; lay them in and season with pepper, salt, and a bit of mace ; put in a little bundle of green onions and parsley tied, and two spoonfuls of broth ; cover with thin slices of bacon ; put



the lid on neatly, and bake it about an hour and a half. Before serving, take off the top, remove the bacon and herbs, and skim off any fat. Have ready a ladleful of cullis, with some asparagus points or peas boiled; add the juice of a lemon, make it boiling hot, pour over the chickens, and serve. Young rabbits are good dressed in the same way.

### 307. VEAL PIE.

Take the middle or scrag of a small neck, cut it into nice pieces, season with pepper and salt. Lay in the bottom of the pie-dish some slices of ham or bacon; then the veal and some hard-boiled yolks of eggs, a little minced parsley and green onions, and two spoonfuls of veal stock. Cover with a good puff paste, and bake about an hour and a half.

### 308. PARTRIDGE PIE, RAISED.

Bone as many partridges as you will require for the size of the pie. Put inside a whole peeled raw truffle, and enough forcemeat to fill each. Make your raised pie-crust in a mould, lay a few thin slices of veal at the bottom and a layer of forcemeat, then the partridges; fill up the corners with truffles, cover over with slices of fat bacon, then with paste, and bake for four hours. It should be eaten cold. The forcemeat in the following receipt should be used.

### 309. PERIGORD PIE.

Take eight small fat chickens, bone them; make forcemeat of half a pound of liver—fowl's, calves', or lamb—a piece of veal and a small bit of ham, a little salt, some pepper,



two boned anchovies, a very little allspice, and some cayenne pepper, a little fresh chopped suet, and the yolks of eight eggs. Pound them all very fine in a stone mortar; stuff the chickens quite full, put them in the pie, and fill up all the spaces above and below with the stuffing. Truffles are a great improvement, and should be added both whole and minced with the forcemeat when they can be procured. All sorts of game make a good pie in this way. It should be eaten cold, and baked in a raised pie-crust between four and five hours

### 310. LARK PIE.

Season the larks with pepper and salt, fill them with forcemeat, put them in a raised paste with forcemeat under and over, bake them one hour. Pour cullis or brown sauce over them when done.

### 311. SHEEP'S HEAD PIE (SCOTCH).

Take a sheep's head and feet with the skin on; singe them till quite black, put them into warm water and scrape them clean; open the head, take out the brains, and put the head and trotters in a saucepan with a little water, an onion, a bay leaf, a little parsley, two cloves, and some salt. Stew six or seven hours. Take out the bones, and put the meat in a pie-dish; reduce the liquor they were stewed in; strain and pour over the meat. Let it get quite cold, then cover it with a puff-paste, and bake it till the crust is well browned. It is best eaten cold.

### 312. HARE PIE (SCOTCH).

Cut a hare in neat pieces; put it into a saucepan with



enough water to cover it, two or three onions, a carrot, and a bay leaf; stew it till tender, then place it in a pie-dish with its own liquor strained, and two glasses of port wine; season with pepper and salt, cover with a good puff-paste, and bake about an hour in an oven that is not very hot.

### 313. CALF'S HEAD PIE (SCOTCH).

Scald and soak the head, and simmer for half an hour in a little water, with a knuckle of veal, the rind of a lemon, two onions, a faggot of parsley and winter savory, a few white peppercorns, and two blades of mace. Take up the head, and, when cold, cut into bits of different shapes. Skin and cut the tongue into square pieces. Boil the broth in which the head and knuckle was simmered with a few bits of isinglass till it is reduced to a strong jelly gravy. Place a layer of thin slices of lean ham at the bottom of the pie-dish, then some of the head and tongue, a little forcemeat made from the knuckle, hard yolks of eggs cut in two; season with white pepper, salt, a very little nutmeg, and a little grated lemon-peel. Fill the dish thus with alternate layers, pour in as much as it will hold of the gravy jelly, cover it with puff-paste, and bake an hour. This is to be eaten cold.

### 314. CALF'S FEET PIE (SCOTCH).

Clean and boil two feet till tender, but not too soft, mince the meat when cold with suet and pared apples in the proportion of a third part apples and suet to the calves' feet. Put into a pie-dish with a little strong gravy and a glass of white wine; season with a little pepper and salt; cover the dish with puff-paste, and bake



it rather more than half an hour. This is very light and nourishing.

### 315. PIGEON PIE.

Put in the bottom of the pie-dish a good beef-steak, not cut too thick ; truss and prepare six young pigeons, arrange them in the dish, between each place the yolk of a hard-boiled egg ; season with a quarter of an ounce of mixed salt and pepper, a sprinkle of minced parsley, and a very little cayenne pepper ; add a wineglassful of veal stock, cover with a puff-paste not too thick, and bake one hour.

### 316. CHICKEN PIE.

Cut the chickens in joints ; blanch them ; season with pepper and salt, a mixed spoonful of chopped mushrooms, parsley, and onions ; add a few slices of ham or bacon. A layer below and one above the chicken arranged in the pie-dish is best. Fill it up with veal gravy in which you have previously boiled a few mushrooms ; put in also the yolks of six hard-boiled eggs. A little lemon-juice may also be added. Cover with puff-paste, and bake rather more than an hour.

### 317. CASSEROLLES OF RICE.

Boil the rice well, and let it stand till nearly cold ; then make it into round rolls with a small shape about the depth of a pattie. Cover them with egg and bread-crumbs, and fry them of an even light colour. When cold scoop out the inside, and fill them with either minced veal or chicken, well stewed with parsley and shallot, and mixed with a béchamel sauce. Make them hot, and serve with fried parsley.



## 318. PETITS PATTIES.

Cut some chicken in dice, put it into a saucepan with some béchamel sauce, well seasoned with shallot. Reduce it a little and let it get cold. Line your pattie-pans with puff-paste, rather thin, and put a little of the meat in each. Stew them well. Sprinkle them over with bread-crumbs and some bits of fresh butter. Bake them twenty minutes in a quick oven, and serve hot.

## 319. LARKS EN RAGOÛT.

Take a dozen larks, put them in a stew-pan with a bit of butter, a bunch of sweet herbs, some mushrooms, and sweetbread cut small, a good pinch of flour, a glass of white wine, one of gravy, and some broth. Reduce the same, skim it well, take out the herbs, season with pepper and salt, and serve hot.

## 320. ROAST SWEETBREADS.

Trim a fine sweetbread (it cannot be too fresh); blanch or parboil it for five minutes, throw it into a basin of cold water; when cold dry it well on a cloth, run a lark spit or small skewer through it, tie it on the spit, and roast it either plain or egged with a brush, and well powdered with bread-crumbs. Serve with a clear sauce piquante. (See Sauces.)

## 321. ROGNONS DE BŒUF, ETC.

Cut two kidneys in slices, put them into a stew-pan with two ounces of butter at the bottom, a spoonful of minced



parsley, onion, and mushroom ; cover them with fat bacon, and let them stew one hour. Strain the liquor off, and thicken with a spoonful of flour. Season with salt and pepper, half a glass of white wine, and the juice of a lemon.

### 322. KIDNEYS À LA BROCHETTE.

Divide two or more kidneys, put them on a silver skewer, melt some butter, and with a paste-brush butter them well all over ; set them upon the gridiron as near the fire as possible, for they cannot be done too quick. Turn them every minute, and when half done season with salt, pepper, and a little cayenne. Put them, skewer and all, on a hot plate, squeeze a little lemon juice over them, and serve. You may garnish them with *beurre à la maître d'hôtel*.

### 323. KIDNEYS SAUTÉ.

Cut three kidneys each in five pieces ; put an ounce of butter in the sauté-pan ; when very hot put in the kidneys, stir round for a few minutes with a spoon till they are set. Add a teaspoonful of flour, quarter of a one of salt, and the third part of that of pepper. Mix well ; add half a gill (about two tablespoonfuls) of broth, and a small wineglassful of either sherry, port, or champagne, and a few mushrooms. Do not let them boil ; a few minutes is enough to do them.

### 324. A HAGGIS.

Boil a sheep's lights and head, then mince them fine, add about the same quantity of suet, season with salt



and pepper, a good handful of chopped onions, and two handfuls of oatmeal. Fill the bag (or paunch) half full, put into it about a pint of broth, sew it up, and boil gently between three and four hours. Some put in the liver minced, and sweet herbs and spices.

### 325. SCOTCH MINCED COLLOPS.

This is simply a piece of lean raw beef minced very fine. They require about twenty minutes to cook. Put them in a saucepan, with a bit of butter to prevent their sticking. When they are hot add a teaspoonful of flour and a little gravy or water. They should be stirred often to prevent their getting lumpy, and are very light and nutritious. Onions may be added, or a little minced hot pickle, if liked.

### 326. HARE COLLOPS

Are dressed in the same way, with the addition of a little claret.

### 327. CAPARATA.

Cut down a cold fowl, mince all the white very small, break the bones and the back, and put them, with the rest of the trimmings, a little water, a bit of lemon-peel, and a blade of mace, in a saucepan. Let it boil till all the substance is out of them ; strain it off, thicken with a bit of butter rolled in flour and a little cream ; chop some hard-boiled yolks of eggs, put them with the fowl into the sauce, give it two or three good boils. Just before dishing add a squeeze of lemon, a little salt, and cayenne pepper. Pepper and salt the legs, broil, and lay on the mince.



## 328. STEWED TRIPE.

Select two pounds of double tripe well cleaned and blanched, cut in pieces of rather less than a quarter of a pound each ; put in a clean stew-pan with a pint of milk and one of water, two teaspoonfuls of salt, one of pepper, eight middle-sized onions carefully peeled. Set it on to boil, which it should do at first rather fast, then simmer till done, which will be in rather more than half an hour. Put it into a deep dish or tureen, and serve with the milk and onions.

## 329. TRIPE À LA LYONNAISE.

When any cold tripe remains, cut it in thin slices about an inch square and wipe it very dry. Mince two onions, put some butter (in the proportion of three ounces to a pound of tripe) into a frying-pan with the onions ; when they are about half done put in the tripe and let all fry for about ten minutes, season with pepper and salt, and three table-spoonfuls of vinegar to each pound of tripe. Serve very hot. This is a favourite dish in Lyons, both with the "gourmet" and the "gourmand."

## 330. GRATIN OF TRIPE.

Cut each half pound, previously boiled, in four pieces. Stew it slowly in a pint of béchamel, in which you have mixed two teaspoonfuls of curry paste or powder, for half an hour. Add the yolks of two eggs, mix and stir quickly ; place it in the dish it is to be served on, strew it with bread-crumbs. Stick a few bits of butter on the top, and place it for a minute or two in the oven. Pass a salamander over the top, and serve.



## 331. BLACK PUDDINGS.

When a large pig is killed, catch the blood in a basin, to each quart of blood put a large teaspoonful of salt, stir incessantly till it is cold ; simmer, in the smallest possible quantity of water, a pint of Emeden groats till tender, but not the least reduced to gruel. To each quart of blood add one pound of the inside fat of the pig, chopped, but not too small, a quarter of a pint of bread-crumbs, a tablespoonful of sage, a teaspoonful of thyme minced fine, a quarter of an ounce each of allspice, salt, and pepper, and a teacupful of cream. When the blood is cold strain it through a sieve and mix it with the fat, then the groats, and lastly the seasoning ; mix well, and fill the largest guts, previously well cleansed, tie in lengths of about nine inches, and boil gently for twenty minutes ; when they have boiled a few minutes take them out and prick gently with a fork.

## 332. WHITE PUDDINGS.

Boil a pint of good milk and a handful of bread-crumbs on the stove, turning often till the bread has absorbed all the milk and it is quite thick ; leave it to cool. Cut six middle-sized onions in small pieces, brown them in a frying-pan with a good bit of butter. Then take half a pound of fat of the inside of the pig chopped, and mix with the onions on the fire, let it cool a few minutes, then take it off, put in the boiled bread-crumbs, six yolks of eggs, beaten up with about half a pint of cream. Stir all together. Season with salt, pepper, and some fine spices, and stuff the previously prepared gut, but



not more than three parts full for fear of bursting. Tie in lengths of about six inches, put them gently into water which is quite boiling, and let them boil a quarter of an hour; take them out with a skimmer, and put them into cold water. Dry them. Broil in paper cases, and serve hot.

### 333. PORK SAUSAGES.

The trimmings from the hams and part of the grisken, an equal quantity of fat and lean should be cut small with a knife, carefully removing any sinew or hard part, then chop it very fine with a chopper. Season with pepper, salt, and a little fine spice. Add a little finely-minced sage. Mix thoroughly, and fill the skins. They may either be boiled, fried, or broiled, and take about a quarter of an hour to do.

### 334. VEAL SAUSAGES.

Chop equal quantities of the lean of veal and fat bacon, a handful of sage, a little salt and pepper, and three or four anchovies; beat all in a mortar, and when used, roll in balls or the shape of a sausage and fry; serve on mashed potatoes with fried sippets.

### 335. BEEF SAUSAGES.

Chop two pounds of lean beef and one pound of suet very fine, a teaspoonful of powdered thyme, one of sage, and one of allspice; season with pepper and salt; put them in skins, previously well cleaned and washed. They may be fried or broiled, and are good served with stewed red cabbage.



## 336. GODIVEAU, OR VEAL FORCEMEAT.

Scrape one pound of veal, half a pound of fat bacon, pound it fine in a mortar ; add the crumb of a French roll, a teaspoonful of mace, and the same of nutmeg ; a table-spoonful each of chopped onions, parsley, and mushrooms, or truffles, some pepper and salt ; mix all this together, with two whole eggs, and rub it through a sieve. It is used on all occasions ; for pies and forcemeat stuffing.



## VEGETABLES, SALADS, ETC.



### 337. TO BOIL POTATOES.

They should always be boiled in their skins, and are best served in them ; but for those who dislike this, the skins can easily be removed before serving them. Choose them as much as possible of a size, that they may all be equally done ; put them into a pot with barely sufficient water to cover them, and plenty of salt. As soon as the skins begin to crack, lift the pot from the fire, and drain off every drop of water ; then either lay a cloth over the pot or put the lid on, not quite close, so that the steam may escape, and return them to the fire or set the pot close to it, till they are thoroughly done and quite dry. Some people, when the potatoes are boiling, drain off half the boiling water and replace it with cold, which is supposed to make more mealy at the heart.

### 338. BROILED POTATOES.

When your potatoes are boiled, skin them, and lay them on a gridiron over a clear brisk fire, and turn them till they are brown all over.

### 339. ROASTED POTATOES

Should be first parboiled, then skimmed and dredged with flour, and put in the dripping-pan, under the joint



that is roasting, about an hour before it is ready to serve. They should be browned all over, and carefully drained from the dripping.

#### 340. BAKED POTATOES

Are best done in a Dutch oven ; choose large ones ; wash them very carefully, and put them in the oven in their skins. They require a long time doing ; if large, about two hours. They should be eaten with cold butter, pepper, and salt.

#### 341. POTATO FRITTERS (SCOTCH).

Parboil half a dozen, or more if required, large kidney potatoes, cut them in slices about the thickness of a crown piece, beat up a couple of eggs with a table-spoonful of finely-grated bread-crumbs, and an equal quantity of lean ham grated. Dip each slice of potato in this mixture, and fry in plenty of good olive-oil.

#### 342. MASHED POTATOES (INDIAN).

Mash well boiled potatoes, taking out all defects ; boil one or two onions tender, chop them small together with a few chilis or capsicums. Mix the whole well together ; make it into a neat shape with a spoon, or put it into a mould, and bake for a short time in a moderate oven.

#### 343. FRIED MASHED POTATOES.

Roast twelve fine potatoes in the oven. When done, take out the insides and form them into a ball. When cold, put them into a mortar with a piece of butter half the



size of the ball ; pound them well together ; season with a little salt and pepper, and a little minced shallot and parsley. Mix them with eight yolks and two whites of eggs. Form them into balls about the shape and size of a small egg. Bread-crumbs them twice over ; and fry them of a light brown colour in a stew-pan of hot lard. This is good to garnish roast meat, etc.

#### 344. POTATO SNOW.

Choose the whitest potatoes you can, and free from spots. Put them on to boil in cold water with plenty of salt. When they begin to crack, drain the water from them, and put them into a clean stew-pan by the fire till they are quite dry and fall to pieces. Then rub them through a wire sieve on the dish they are to be served on, and do not touch them again.

#### 345. POTATOES À LA LYONNAISE.

You may either boil potatoes on purpose, or take the remains of cold ones. Cut them in slices about the size and thickness of half a crown. Put three ounces of butter into a frying-pan ; slice three onions into it ; fry them of a light colour ; then put in the potatoes, and turn them about till they are a nice yellow. Add a spoonful of chopped parsley, salt, pepper, and the juice of a lemon ; toss them well over the fire, that all may be thoroughly mixed, and serve very hot. They are very good to eat with cutlets.

#### 346. POTATOES À LA MAÎTRE D'HÔTEL.

Wash the potatoes clean, and boil them in salt and



water in their skins. When they are done, let them cool. Trim them round and cut them into moderately thick slices, and stew them a few minutes in a maître d'hôtel sauce (see Sauces). If you should have none ready you can melt some butter, using milk instead of water; mix with it a little minced parsley, pepper, salt, a small bit of glaze, and the juice of a lemon.

#### 347. FRIED POTATOES.

Cut raw potatoes into the shape and size of large corks, and then into thinnish slices; throw them into hot clarified butter, and fry till they are crisp and of a good brown. Drain all the grease from them on a cloth, and serve very hot on a napkin, and sprinkle them over with a little fine salt.

#### 348. MASHED POTATOES.

The potatoes should be first thoroughly well boiled, carefully remove all defects or hard bits; mash them very small with a wooden spoon, adding as much cream as will make them the right consistence, and season with pepper and salt; or, instead of cream, you may use butter and boiling milk, and they can be browned after they are dressed in the dish they are to be served on in the Dutch oven.

#### 349. POTATO SOUFFLÉS.

Roast eight potatoes in the oven; when they are quite done scoop out the insides and mash them up with a little bit of butter and a small quantity of cream, some pepper and salt; mix thoroughly. Whip four whites of



eggs to a froth, and mix with the potatoes ; then fill the skins, having cut them low enough to be of a good shape, and put them into the oven for eight minutes ; after which, serve them up as quick as possible. Large even potatoes should be chosen.

### 350. POTATO CHIPS.

Cut raw potatoes into neat round slices rather more than an inch thick, and then into thin spiral shavings, going round and round in the way you peel an apple ; throw these carefully into hot lard or oil ; fry them very crisp of a light brown, and serve as hot as possible. A little salt should be sprinkled over them.

### 351. POTATO SALAD (GERMAN).

Cut cold boiled rather waxy potatoes into moderately thick slices, put them in a bowl, and add to every pound a table-spoonful of vinegar, two of oil, half a teaspoonful of salt, a quarter of a one of pepper, and a little minced parsley. Slices of beet-root and Portugal onions are a great improvement to the salad.

### 352. TO STEW PEAS.

The peas should be young. Put them, with a bit of butter, a sprig of mint, and one of parsley, tied together, and a lump of sugar, into a stew-pan, and cover them up close. Stew them till they are soft ; take out the mint and parsley ; add a little stock and a pinch of flour ; mix well together, and stew till they come to a boil.



## 353. PEAS À LA CRÈME.

Take two quarts of very young green peas, toss them up with a bit of butter, and let them stew over a gentle fire ; add a little bunch of parsley and chives. When they are nearly ready, season them with a little salt and pepper ; remove the parsley and chives, and mix about a wine-glassful of cream, sweetened with a little sugar, with them.

## 354. PEAS À LA FRANÇAISE.

Wash the peas, which may be rather old ones ; put them into a stew-pan with a piece of fresh butter the size of a walnut, a faggot of parsley and green onions, two cloves, a small slice of raw ham, a large white cos lettuce cut into slices, and a little salt. Put all on the fire to stew in its own liquor ; then put in a little boiling water, and allow it to stand for a quarter of an hour ; add a lump of sugar and some small bits of butter rolled in flour ; mix well ; let them have one more boil to thicken, and serve.

## 355. PEASE PUDDING.

One pint of peas and one potato ; boil till they are quite soft ; then rub them through a sieve ; tie them tight in a cloth, and boil ten minutes. Some salt should be added before the pudding is tied up.

## 356. LES HARICOTS À LA BRETONNE.

Boil half a pint of haricot beans till they are quite tender ; slice four large onions very thin, and fry them in a little butter till quite brown ; then dry them in a cloth. Put the haricots and onions together in a stew-



pan, and add a small ladleful of reduced cullis, a little good broth, a small bit of glaze, pepper and salt, and a little finely-minced parsley ; make very hot, and serve.

### 357. WHITE BEANS À LA MAÎTRE D'HÔTEL.

White beans when new and fresh must be put into boiling water, but if they are old and dry they should be soaked for an hour in cold water before you boil them. Put them on to boil in cold water, and if more is required before they are done, replenish also with cold ; boil them very tender, and put into a stew-pan a quarter of a pound of fresh butter, a little finely-minced parsley, some pepper and salt, and then the beans, previously well drained ; keep shaking the stew-pan, but do not touch the beans for fear of breaking them ; squeeze in the juice of half a lemon, and serve very hot.

### 358. HARICOTS BLANCS AU JUS.

Steep them a night in cold water ; stew them slowly for two hours in broth, and serve them with a clear gravy ; about half a pound is enough for a dish. Be sure they are stewed till quite tender.

### 359. HARICOTS STEWED FOR ROAST MUTTON.

Soak a pint of white beans in water for a few hours ; let them boil gently till quite tender, but not broken, strain the water off, and add to the beans two ounces of butter, two minced shallots, pepper and salt, and a pint of either béchamel or cullis, according as you wish them white or brown ; let all stew a few minutes, and serve with roast leg of mutton.



## 360. FRENCH BEANS À LA POULETTE.

Choose the beans small and tender; wash them and take out the fibre, and throw them into fresh water. If any are larger, cut them to the general size of the rest. Put them in a stew-pan with plenty of water, and a handful of salt, and set them over a strong fire. When they are done enough, throw them into cold water; then drain, and put them in a stew-pan with a bit of butter, and an onion or two cut in little dice, and previously fried white in butter. Sprinkle in a little flour; let them stew a few minutes, but do not allow them to brown; add a spoonful of soup, some minced parsley and scallions, or green onions, salt and pepper. Let them come to a boil, stirring them well, and thicken the sauce with the yolks of two eggs, beaten in a little cream. Just before serving add the juice of a lemon.

## 361. FRENCH BEANS STEWED.

Cut off the stalks and remove the fibres, shred them fine, and wash them in salt and water; put them on to boil in a good deal of water, with plenty of salt in it, which preserves their greenness. When they are about half done, drain them, and put them into a stew-pan with three spoonfuls of good broth, some cream, a piece of butter rolled in flour, salt, and pepper; stew gently till quite tender, and serve hot.

## 362. BROAD BEANS AU JUS.

Take a sufficient quantity of young beans ready shelled, and put them on to boil with a great deal of salt and



water ; when nearly done, drain them, and put them into a stew-pan with a bit of butter, some minced parsley and scallions ; toss them well in the butter ; add three spoonfuls of espagnole ; let them simmer ; skim off the fat ; reduce the sauce, dish, and serve.

### 363. CAROTTES AU SUCRE.

Cut a pound and a half of carrots into rather thin slices ; blanch and drain them ; put them into a saucepan with a pound of white sugar, and as much boiling water as will cover them. When the water is reduced to half, add the rind of a lemon ; and when only about three spoonfuls are left, squeeze over them the juice of two lemons ; make very hot, and serve.

### 364. TO STEW CARROTS.

Half boil and carefully scrape them ; then slice them into a stew-pan ; add half a teacupful of broth, the same of cream, and some salt and pepper ; simmer till they are very tender, but not broken ; ten minutes before serving add a small piece of butter rubbed in flour, and some minced parsley ; the latter may be omitted if not liked ; a little sugar is a great improvement.

### 365. CARROTS AU JUS.

Parboil and scrape them ; cut them into moderately thick slices, and put them into a stew-pan with a pint of good broth, a little salt and pepper, and a spoonful of sugar ; let them stew gently till very tender ; a few minutes before serving add a squeeze of lemon to the gravy.



## 366. MASHED TURNIPS, CARROTS, OR PARSNIPS.

Peel some turnips ; wash and boil them in salt and water. When done enough, press all the water out and pound them well in a mortar ; then put them into a stew-pan with a quarter of a pound of fresh butter, a little salt, half a pint of cream, and a teaspoonful of flour ; mix thoroughly ; make it very hot, and serve. Proceed exactly the same for carrots and parsnips. Never rub through a sieve, for then it becomes a purée not a mash.

## 367. TURNIPS GLACÉ AU SUCRE.

Trim about two dozen turnips in the shape of small pears ; if quite young, which is best, leave them their own shape ; put them into a stew-pan with a small piece of butter, two ounces of pounded sugar, a very little salt, and half a pint of good broth ; set them on to simmer very gently over a slow fire for about forty minutes. When they are nearly done, place the stew-pan over a brisk fire to reduce the sauce to a glaze, rolling the turnips about in it at the same time, but with great care to avoid breaking them ; dish, and pour the glazed sauce over them.

## 368. CARROTS À L'ALLEMANDE.

Trim four or five dozen spring carrots ; wash them and parboil them in water with a little salt for ten minutes ; then put them into a stew-pan with two ounces of butter, the same of pounded sugar, and a pint of good broth ; boil the carrots in this, very gently, for half an hour ; then set them on to boil briskly, till the sauce is reduced



to a glaze; dish them; pour allemande sauce round, and the glaze over them.

### 369. RACINES À LA CRÈME.

Take some good carrots, scrape and wash them; put them on to boil for half an hour, then cut them in long slices, and put them in a stew-pan with a piece of fresh butter, a bunch of parsley and green onions, sweet basil, a clove of garlic, and two shallots. Pass them over the fire, add a pinch of flour, and a little good broth; let them simmer; reduce the sauce, take out the bunch of herbs, etc., put in three yolks of eggs, beat up with a little cream; thicken the sauce, but do not let it boil again. Just before serving add a little vinegar.

### 370. RACINES EN MENU DROITS.

Cut some onions into slices, brown them in butter with a pinch of flour. When they are almost done enough, moisten with broth, and stew till quite tender. Have some carrots, parsnips, celery, and turnips ready boiled and cut in slices, and add them to the onions; season with salt, whole pepper, and a few drops of vinegar. Make all very hot, and just before serving mix a little mustard into the sauce.

### 371. PURÉE DE NAVETS.

Take ten or twelve good-sized turnips, cut them in small pieces, scald them in boiling water, and drain them; put them in a stew-pan with a bit of butter, and turn them often till they acquire a colour; then put in a pinch of flour, a little salt and pepper, two minced shallots; moisten



with broth, and stew over a gentle fire till the turnips fall into a sort of thick cream ; then rub them through a sieve, and they are ready to serve. Under mutton cutlets, etc.

### 372. CHARTREUSE OF VEGETABLES.

Blanch three dozen pieces of carrots ; three dozen pieces of turnip, cut with a cutter ; boil two dozen button onions, all of a size ; boil and chop a good quantity of spinage, one cauliflower, and a dozen asparagus heads ; line a mould with slices of fat bacon ; cut them ; arrange the roots, etc., round the bottom and sides into any pattern you fancy ; then press the spinach all over them, and fill up with all sorts of chopped vegetables, which should be stewed in broth, thickened with a little brown roux, and seasoned with salt and pepper ; boil it in a bain marie, that is, set the mould in a pan of hot water, taking care there is not enough water to boil into the mould ; boil for one hour ; or it may be baked for the same time ; serve with a brown sauce. This chartreuse, instead of being filled with vegetables may be served as an entrée, putting forcemeat next the spinach, and filling up with a ragout of sweetbread, etc.

### 373. MACÉDOINE OF VEGETABLES.

Boil two dozen asparagus tops, twelve button onions, half a cauliflower, two turnips, and two carrots, cut with a cutter twelve new potatoes and twenty French beans ; put them all together into a stew-pan with a pint of béchamel, a little salt and pepper ; make very hot, and serve.



## 374. A DUTCH MACÉDOINE.

Brown four or five onions sliced and chopped in some butter ; then add previously boiled vegetables of any kind you can get, also chopped ; stew all together in the butter, stirring continually ; when nearly done, add some sliced tomatoes and two or three minced chilis, also a little salt, and either two tablespoonfuls of vinegar or a handful of sorrel.

## 375. CHOU EN SURPRISE.

Take a whole cabbage ; put it on to boil in boiling water for a quarter of an hour ; put it into cold water ; then press it dry with your hands, but without breaking the leaves ; draw the leaves backwards ; take out the stalk and centre ; and in its place put sausage meat and boiled chestnuts ; replace the leaves so as to give the appearance of a whole cabbage ; tie it up with packthread and put it on to stew in broth, with a little salt, whole pepper, a carrot, an onion, and a bunch of sweet herbs ; when done sufficiently, drain, and serve with either a cullis or a béchamel sauce.

## 376. CHOU À LA BOURGEOISE.

Boil a whole cabbage, well cleaned, for a quarter of an hour ; lay it in cold water ; when cold, take it out, and squeeze it dry ; open the leaves carefully, and between each put a little veal forcemeat ; tie all together with packthread, and stew it in as much broth as will cover the cabbage, with salt, pepper, sweet herbs, a bay leaf, an onion, carrot, and parsnip, and two or three cloves ;



when stewed enough, press it gently with a clean cloth, remove the packthread, cut it in half, and serve with a sauce espagnole poured hot over it.

### 377. COLCANNON.

Chop an equal quantity of boiled cabbage and potatoes, add two ounces of butter, pepper, and salt, and fry them together ; some onions or carrots may also be added, if liked. Cabbages should always be boiled in two waters, and the water skimmed, and take about an hour to cook.

### 378. TO STEW RED CABBAGE.

Split a red cabbage, cut it across in thin slices, throw it into salt and water, then put it into a clean saucepan, with some broth and a piece of butter rolled in flour : add pepper and salt, a glass of vinegar, and a little bit of bacon. Let it stew till tender, take out the bacon, and serve. It is good with sausages, stewed partridges, etc.

### 379. A DUTCH RECEIPT FOR RED CABBAGE.

Cut it in shreds, and boil in water till tender ; then drain as dry as possible, put it into a stew-pan, with some pure olive-oil, a piece of fresh butter, a small glass of vinegar and water, an onion cut small, some pepper and salt. Let it simmer till all the liquor is wasted. It is eaten in Holland either hot or cold, and considered very wholesome.

### 380. BRUSSELS SPROUTS AU JUS.

Boil them a few minutes in water, and then stew them till tender in some good gravy, with a little salt and



pepper. They may also be served with a white sauce or *passé au beurre*. Boil them first, and then toss them in a frying-pan, with a little butter. Do not let them brown.

### 381. TO BOIL ONIONS.

Peel and soak them in cold water, put them into boiling milk and water, and boil till tender. Roast onions should be done with all the skins on, and parboiled before putting them in front of the fire or in a Dutch oven to brown. Portugal onions should be parboiled, and then stewed in good broth till it comes to a *demi-glaze*.

### 382. STEWED PORTUGAL ONIONS.

Peel four large onions, and put them into a quart of strong broth, with three-quarters of a pound of fine white sugar and a pinch of salt. Put this into a stew-pan, cover it close, and set it in the oven. They will require from six to eight hours' cooking. The broth should be reduced to quite a *glaze*.

### 383. STEWED CAULIFLOWER.

Pick and clean them well, boil them but only partially ; set them to drain, then put them into a saucepan with some veal stock, and let them simmer till tender. Now set the saucepan on the stove over a brisk fire ; thicken the sauce with a piece of butter the size of a walnut rolled in flour, add a squeeze of a lemon, and serve.



## 384. CHOUFLEURS AU GRATIN.

Prepare and boil a cauliflower, drain it, and put it on the dish in which it is to be served; prepare a sauce with grated parmesan cheese, a piece of butter, some pepper and salt, a little lemon-juice, and the yolks of two eggs beaten in cream; beat and mix all well together, pour it over the cauliflower, grate parmesan cheese over the top, put the dish in the oven, and bake for twenty minutes. Brown the top with a salamander.

## 385. CHOUFLEURS À LA BÉCHAMEL.

Remove all the green leaves and divide it in good-sized pieces, parboil, and then stew it till tender in a little veal broth, with salt, pepper, and a little bit of mace. When done, take it out, pour a rich béchamel (see Sauces) over it, and serve.

## 386. TO STEW CABBAGE LETTUCE.

Wash the cabbage lettuces clean in several waters, put them into a saucepan to boil for half an hour with only as much water as will barely cover them; then take them up with a skimmer and lay them in cold water; squeeze the water from them with your hands, each lettuce separately, and place them in a small saucepan, with a quarter of a pound of butter mixed with a quarter of a spoonful of flour, a blade of mace, a bit of bacon as big as a thumb, stuck with cloves; add as much veal broth as will quite cover them, also a little pepper and salt. Set them to stew over a clear fire. Winter lettuce will require an hour; for summer, half that time will suffice.



When the broth is boiled down quite thick, and sticking to the lettuce, pour over a little clarified butter, and shake the saucepan till it unites with the broth and lettuce, but do not toss it for fear of breaking them. You may turn it out and serve it thus, or, just before removing it from the fire, add the yolk of an egg beaten up in a little cream. Celery and endive may be done in the same way.

### 387. TO STEW ENDIVE.

Choose the whitest endive, pick it and blanch in boiling water, then put it in cold water ; take it out and squeeze it well. Lay it on a table, and hash it a little with a knife, place it in a stew-pan with as much veal broth as will cover it, and a small bit of ham. Let it simmer over a slack fire till it gets quite thick ; remove the ham. If the sauce, when it is stewed sufficiently, is not thick enough, add a little cullis.

### 388. TO DRESS SORREL.

Pick the sorrel carefully and nip off the stalks ; set over a stove a saucepan half full of water. When it boils put in the sorrel and scald it ; take it out again at once and drain it ; squeeze it as hard as you do spinach, then put it into a saucepan with a little veal broth, and simmer till smooth and thick over a gentle fire. When nearly done, add a very little ham sauce. (See Sauces.)

### 389. STEWED SORREL.

Wash any quantity you require of the leaves clean ; boil them tender in water and rub through a tammy into a



stew-pan ; add a slice of fresh butter and a spoonful or two of béchamel sauce, a little salt and sugar ; stew for a few minutes, and serve.

### 390. STEWED CELERY.

Wash and trim off the outer leaves ; put it on to boil ; when it is tender take it out and squeeze it well ; then place it in a stew-pan with some good veal broth, and simmer it over a gentle fire. When reduced enough, thicken the sauce with a bit of butter the size of a walnut rolled in flour, add a few drops of vinegar or a squeeze of lemon, and serve.

### 391. CELERY À LA CRÈME.

Trim and wash ; if the heads are large, halve them and cut them into lengths to suit your dish ; put them into a stew-pan with a cup of weak broth or veal gravy ; stew till tender ; add two tablespoonfuls of cream, a piece of butter rolled in flour, salt, pepper, and a little white sugar. Simmer together a few minutes, and serve.

### 392. ASPARAGUS À LA CRÈME.

Cut the green part of the asparagus in pieces an inch long, and blanch them in boiling water ; then toss them in a stew-pan in a little butter or lard over the fire, but take care not to make them greasy. Add to them some cream, a bunch of herbs, a little pepper and salt ; let them stew till tender. Before serving beat up two yolks of eggs in a little cream with a teaspoonful of sugar ; add it to the sauce ; mix well, make it hot, and serve.



## 393. ASPARAGUS AU JUS.

Cut them in pieces, as above ; cut some parsley and chervil small and toss them together in a little melted lard ; put in also a whole leek, which you afterwards take out ; do not let them brown. Season with salt and pepper, and then put them in a stew-pan with a little good broth, and set them to simmer over a gentle fire. When done enough, skim off all the fat, add some beef gravy, squeeze the juice of a lemon over them, and serve.

## 394. TO BOIL ASPARAGUS.

Scrape the stalks clean, wash them in cold water, tie them up in bundles of about twenty-five each, cut off the stalks even at the bottom about four inches from the green part ; put them into a stew-pan of boiling water with a handful of salt in it ; let it boil rather quick, and skim it. From twenty to thirty minutes should be enough to do them ; but observe as soon as they are tender to take them out of the water, or they will be spoilt. While they are boiling toast a round of a quartern loaf, about half an inch thick, brown on both sides ; lay it in the middle of the dish and the asparagus over it ; serve melted butter in which you have beaten up the yolk of an egg with them, but separately in a boat. In France asparagus is much liked cold as salad, and eaten with the following sauce :—Vinegar, one tablespoonful ; oil, two ; quarter of a teaspoonful of salt ; half that of pepper. Mix well together, and add a little minced parsley.



## 395. TO DRESS SPINACH.

Boil the spinach tender without putting any water to it in a bain marie—*i.e.*, stand the saucepan in boiling water. When it is done squeeze it between two plates, pound it in a mortar, roll it into balls, and throw them into cold water. When you want to use it, put it into a stew-pan with some cream and a very little salt and pepper, or a small piece of butter and a few spoonfuls of soup. Let it stew quickly that it may not turn yellow, and stir it well.

## 396. RÔTIÉS AUX ÉPINARDS.

Cut some slices of bread about two fingers in length and the thickness of a crown-piece. Take some spinach that has already been served stewed ; mix two yolks of eggs with it, lay it on the toast, pass a knife dipped in egg over the top bread-crumbs, and fry them. French beans are good dressed in the same way. The grease that runs from a goose when roasting should always be kept, as it is particularly good to dress spinach with.

## 397. STEWED WATER-CRESSES (CORNISH RECEIPT).

Lay the cresses in strong salt and water ; pick and wash them well, and stew in water for about ten minutes ; drain and chop them ; return them to the stew-pan, with a bit of butter, some pepper and salt ; stew till tender. Just before serving put in a little vinegar ; serve with fried sippets. It is good with boiled chickens.

## 398. CUCUMBERS AND ONIONS.

Peel the cucumbers and cut them into quarters ; take



out all the seeds, and cut each quarter into three pieces, and pare them round. Peel as many small onions as you have pieces of cucumber ; put them all to marinade for two hours in vinegar and water (half of each), some pepper and salt ; then pour off the liquor, add as much stock as will barely cover them, boil them down to a glaze, add as much cullis as you think they require, boil a few minutes, add the juice of a lemon and a little sugar. This is good either alone or with cutlets.

#### 399. STEWED CUCUMBERS.

Pare some cucumbers, cut them down the middle in two, remove the seeds, and trim them into oval-shaped pieces ; put them to marinade for two hours in vinegar, with two or three sliced onions, some pepper and salt ; then squeeze them dry in a linen cloth, put them in a saucepan, and toss them in a little melted bacon or lard. When they begin to grow brown add some good gravy, and set them to simmer over a stove. When nearly ready to serve, skim the fat from them, and thicken with cullis.

#### 400. VEGETABLE MARROW.

When full grown cut them in four lengthways, remove the seeds, stew them in vinegar and water and fat bacon or butter. When tender, pour over them a béchamel sauce. If small and young, boil them whole. Serve them on toast with a béchamel round them, and a squeeze of lemon-juice over.

#### 401. ARTICHOKE À LA CRÈME.

Boil them in water ; when they are done enough, drain



them well. About half an hour is sufficient to cook them if they are young. Toss them in butter in a stew-pan, add to them some cream and a bunch of chives and parsley. Let them stew a little, thicken the sauce with the yolk of an egg; season with salt and a little cayenne.

#### 402. ARTICHOKE-BOTTOMS AU BLANC.

Trim them neatly round, leave on the tender leaves at the heart; blanch them in salt and water. When they are so far done that you may remove the leaves and choke without breaking the bottoms, take them out and lay them in cold water. Then prepare the following "blanc," which is also good for all sorts of vegetables:—Cut about half a pound of bacon-fat into large dice, also a little beef-suet; add two ounces of butter, a little salt, and half a lemon cut in thin slices, and as much water as will cover the vegetables you wish to stew in it. Let it simmer half an hour, then put in the artichokes and stew them till they are quite tender, which will be in about half an hour. Take them out, drain them, and serve with a sauce espagnole. (See Sauces.)

#### 403. JERUSALEM ARTICHOSES.

Cut one or two onions into half rings, brown them lightly in oil; trim the artichokes, and put them into the pan with the onions a little minced, and scallions, salt, and pepper. Toss them two or three times; as soon as they are tender dish them. Put a spoonful of vinegar in the saucepan, boil it up, and pour it over them. Jerusalem artichokes are also good plain boiled,



and served with a béchamel sauce or fried in butter, like salsifis (which see), or roasted, and served on a napkin.

#### 404. SALSIFIS EN SALADE OR ASPIC.

Take enough salsifis to fill a mould the size of the dish you require ; boil them in water enough for them to swim in, with a little salt, a bit of butter, and the juice of a lemon. Before boiling you must scrape off the outside skin, and throw each bit as you prepare it into vinegar and water, which prevents their turning black. They will take three-quarters of an hour to boil. Be sure that they are tender. Drain them and cut them in pieces to fit the mould ; arrange them as for a chartreuse, dipping each piece into aspic to make it stick round the mould ; fill the centre with a salad of small bits of salsifis cut of the same size ; season with salt and pepper ; add oil, vinegar, some aspic, and parsley chopped very fine ; mix well together, fill up the mould with aspic, and set it on the ice. When you wish to serve, wrap a cloth dipped in hot water round the mould and turn it out on the dish.

#### 405. FRIED SALSIFIS.

Make a batter as follows :—Six spoonfuls of flour, a small pinch of salt, a spoonful of oil ; beat the whole together with as much beer as will make it into batter, but not very liquid ; then whip the whites of two eggs, and when well beaten pour them into the batter, which keep stirring gently. Boil the salsifis as in the preceding recipe. Dry them well on a cloth ; dip each piece separately into the batter, and throw them into hot lard ; fry them crisp and of a golden colour ; sprinkle a little salt over them



and serve, garnished with fried parsley. Jerusalem artichokes and artichoke-bottoms are excellent dressed in the same way.

#### 406. TO DRESS BEETROOT AND SMALL ONIONS WITH A SAUCE PIQUANTE.

Take two or three beetroots, wash them clean, and be careful not to break any of the fibres, otherwise they will lose their colour in boiling. Boil them till tender, with two or three dozen button onions. When they are done take off the skins and the outside fibres of the beetroot and slice it down; stew it in the following sauce for ten minutes:—Take an ordinary-sized onion, mince it small, and fry it brown in a little butter; add a little flour and brown that also; then put in a ladleful of soup, the juice of a lemon, and some salt and pepper. When it is done dish the onions in the centre, the beetroot and sauce round, and serve very hot.

#### 407. FRICASSÉE OF BEETROOT.

Boil some beetroots tender, slice them and put them into a saucepan with some parsley, chives, and sweet herbs minced fine; a little bit of shallot, a pinch of flour, salt, pepper, and a spoonful of vinegar or more. Let it boil a quarter of an hour, and it will be ready to serve.

#### 408. STEWED BEETROOT.

Bake beetroots in an oven till they are tender; take them out, and when they are cold remove the outside, cut them in slices, and pour a little vinegar over them; then put them into a stew-pan with as much gravy as will cover



them ; simmer for half an hour. Thicken the gravy before serving with some cream in which you have mixed a slice or two of beetroot beaten up in the mortar to give it a fine colour.

#### 409. TOMATOES.

Scrape out the inside of eight tomatoes, drain, rub them through a sieve ; add one ounce of bread-crumbs, the same of butter, salt, and a very little cayenne. Put this back into the skins and bake for ten minutes. Serve with a cullis sauce round them.

#### 410. TOMATES FARCIES.

Take the pips out, and fill the tomatoes with sausage-meat mixed with a *very* little bit of garlic, some parsley, tarragon, and small onions minced fine ; put them into a "tourte" or silver soufflépan, cover them with bread-crumbs, and bake. Just as you send them up, which you must do in the dish they were cooked in, squeeze over some lemon-juice.

#### 411. TOMATOES AU JUS.

Stew the tomatoes whole in some good gravy, drain them on a sieve, and pour over them a little gravy reduced to a half glaze, and a teaspoonful of vinegar in it quite hot.

#### 412. TOMATOES STEWED.

Stew them in a little fresh butter till quite tender, and squeeze a little lemon-juice over them before serving. Tomatoes are also excellent roasted in the Dutch oven, with only a few little bits of butter to prevent their



sticking to the pan. About twenty minutes will cook them.

#### 413. LAVER

Is usually bought prepared in pots, and then merely requires heating over a lamp and a squeeze of lemon added to it. Serve over a lamp that it may be very hot. If you pick it fresh by the seaside it requires most careful washing in many waters to get rid of the sand. Salt water is best, if you can get it quite clear, to wash it in. It should then be slowly stewed for many hours in weak veal broth till it is quite a pulp; add more broth if it gets too dry.

#### 414. GRILLED MUSHROOMS.

Choose large fresh mushrooms; skin them and remove the stalks; lay them on a dish with a little fine oil, pepper, and salt over them; let them stand an hour, and then broil on a gridiron over a clear sharp fire. Serve them either dry on a toast or with the following sauce:—Mince the stalks or any spare pieces of the mushrooms fine, put them into a stew-pan with a little broth, some chopped parsley and young onions, butter, and the juice of a lemon, or instead of the two latter the yolk of an egg beat up in some cream. Beat all thoroughly together and pour round the mushrooms.

#### 415. MUSHROOM TOASTS.

Put some moderate-sized mushrooms skinned and cleaned into a stew-pan with the juice of a lemon, a piece of butter, some pepper and salt, three cloves, some green onions, parsley, and sweet savory, tied up together in a bit of muslin; set them over a moderate fire, and let



them stew gently till nearly dry; give them a dust of flour, add some veal broth, and let them stew a quarter of an hour. Take out the herbs, etc., and thicken the sauce with two eggs beaten up in a little cream. Cut the top off a French roll, remove the crumb, butter and toast it, and then pour in the mushrooms and sauce, and serve.

#### 416. RAGOUT OF MUSHROOMS.

Skin and cut them in slices, toss them in melted lard or butter, seasoned with salt, pepper, and minced parsley; moisten with broth and a spoonful of cullis. Just before serving, add a squeeze of lemon.

#### 417. MUSHROOMS FARCIE.

Take some large mushrooms, skin and trim them, stew them in a little broth, but not too much; take them out and put in the stalks and trimmings, stew them till quite tender, drain them, mince them very fine, mix them with a little butter, some pepper, salt, and a very little minced parsley; lay this on the inside of the mushrooms; strew fine bread-crumbs over them, and bake in a Dutch oven.

#### 418. MUSHROOMS À LA CRÈME.

Cut the mushrooms in pieces and toss them over a brisk fire in butter seasoned with salt, a very little nutmeg, and a bunch of herbs. When they are done enough and the butter nearly all wasted away, take out the herbs; add the yolk of an egg beaten up in some good cream, make very hot and serve.



## 419. TO DRESS TRUFFLES.

Having peeled the truffles, cut them in slices, wash and drain them well ; put them into a small saucepan with some essence of ham, or ham-sauce (see Sauces), and set them on to stew gently over a slack fire. When they are quite tender, bind them with a good cullis, and serve.

## 420. TRUFFLES MAIGRE.

After having peeled, cut and wash the truffles as in the last recipe ; put them into a stew-pan with some fish stock ; season with salt, pepper, and a bunch of sweet herbs, and stew them over a gentle fire. When they are done enough, thicken the sauce with roux, take out the herbs, and serve.

## 421. TRUFFLES AU VIN DE CHAMPAGNE.

Take ten or twelve fine truffles, put them in warm water, brush them clean and change the water ; brush them again, and rinse them thoroughly in fresh water that they may be quite clean ; drain them, cover the bottom of a stew-pan with slices of bacon, and put in the truffles ; season with a little salt, a bunch of parsley and scallions ; add a little good stock, and half a bottle of champagne. Make them boil. Cover the top of the stew-pan first with paper, and then with the lid. Put fire over as well as under, and leave them to cook an hour. Ascertain if they are done enough by pressing them. If they are, drain them on a cloth, and serve in a folded napkin ; if not, let them stew longer. A slice or two of ham may also be added.



## 422. MORELS IN CREAM.

Having taken off the stalks of the morels, cut them in two, and wash them in several waters that they may not be gritty ; put them into a saucepan with a piece of butter ; season with salt, pepper, a bunch of herbs, and a little shred parsley ; toss them over the stove, then moisten with some good broth, and set them to simmer over a slack fire. Make a thickening with the yolks of two eggs beaten up with cream ; take out the herbs, add this to the sauce, and serve. Mushrooms may be dressed in the same manner, and morels are good done in the different ways mushrooms are.

## 423. GERMAN SALAD.

The fillets of four salt herrings chopped very small, one beetroot and four boiled potatoes, two hard-boiled eggs, two russet apples, two stalks of celery, all minced fine. (For sauce, see Salad Sauces.)

## 424. ANCHOVY SALAD.

Wash them in fresh water till the liquor be clear, then dry them on a linen cloth. Cut off the tails and fins, and bone them ; split them and lay them on a dish. Mince young onions, parsley, beetroot, and lettuce ; arrange it round them. Beat up oil and lemon-juice together and pour it over.

## 425. LOBSTER SALAD.

Rub two hard-boiled eggs through a sieve, add to them



two tablespoonfuls of tarragon vinegar, the same of common vinegar, and one of chili, two teaspoonfuls of ketchup, and the same of anchovy sauce, some cayenne pepper, mustard, and salt ; mince some parsley, tarragon, and a little shallot very fine, and mix with the sauce ; then add six tablespoonfuls of the best olive-oil or thick cream. Mix all these well together with the inside of the head and coral of the lobster. Cut the meat of the tail into pieces, and the claws in two ; lay them in a bowl or deep dish, pour the sauce over, and then heap the salad on the top—lettuce, endive, cucumber, small salad, etc. Salmon is equally good done in this way. The cold salmon should be cut into fillets, and may either be served in the same way, or the fillets ranged round the sauce in the centre, and surrounded with the salad and slices of cucumber.

#### 426. SALAD OF LOBSTER OR CRAB.

Chop one large onion, two sour apples, and the meat of one crab or lobster together ; pour over it three spoonfuls of oil, two of vinegar. Season with cayenne pepper and salt to taste.

#### 427. SALADE DE POULETS AUX CONCOMBRES.

Choose three good cucumbers, cut off both ends, peel and cut them in quarters, take out the seeds, and cut them in oval pieces of an equal size ; blanch them in water with a little salt and vinegar ; stew them in a "blanc" (see No. 402). When sufficiently done drain them and lay them aside to cool. Take the white meat of a previously-cooked chicken, cut it in scollops the



same size as the cucumbers ; dish them alternately. Put small salad in the centre, and pour over a good salad sauce (see Cold Sauces) in which a little béchamel or aspic has been mixed. Minced parsley or chervil may be added.

#### 428. ENDIVE SALAD À LA FRANÇAISE.

Wash and dry the endive quickly, as leaving it in the water makes it bitter. It should be well blanched, and any green parts left out. Rub a salad bowl with a clove of garlic, slice the endive into it, add a teaspoonful of salt, a quarter one of pepper, five tablespoonfuls of good oil, and two of vinegar. Rub a piece of garlic on two crusts of bread, each about the size of a walnut ; add them to the salad, which you must stir well with a wooden fork and spoon for a few minutes, and then serve.

#### 429. SALAD À LA TARTARE.

Well wash and *dry* the salad—cabbage or cos lettuce ; boil four onions ; when cold cut them in slices. Cut also four pickled cucumbers. Put salad at the bottom, then cucumbers and onions, and again salad. Have ready two Dutch salt herrings ; broil them, but not too much. Take out all the bones, and cut them in small square pieces, and add them to the salad. Pour over three tablespoonfuls of vinegar and five of oil. Season with salt and pepper, and mix all well together.

#### 430. CHAUDFROID EN SALADE.

Prepare a fricassée of chicken, pouring the sauce over it,



so that when it is cold it may adhere all over. Cut up any salad that may be in season—lettuce, endive, etc. ; place it in the middle of the dish, and just moisten it with tarragon vinegar, oil, and a little mustard worked up in it. Arrange the chicken round it, place some of the cold fricassée sauce on the top, garnish with aspic jelly, or surround it with a border of aspic made in a mould. Cold salmi of partridge or grouse is good in the same way.

#### 431. BOILED SALAD.

Boil tender beetroot, potatoes, Brussels sprouts, and celery ; slice the two first, and cut the celery in largish pieces. There should not be many sprouts. Pour over a rich salad sauce (see Sauces). The vegetables must be cold. This salad may be made of any sort of vegetables which are improved by being cooked in a blanc (see No. 402), such as Jerusalem artichokes, cucumbers, Portugal onions, French beans, asparagus tops, etc.



## EGGS, CHEESE, ENTREMETS, ETC.

---

### 432. GERMAN OMELETTE.

Fry a quarter of a pound of bacon cut in dice. When done beat up eight eggs with some pepper and salt ; add them to the bacon, and fry all together. Stir till it gets thick, and turn it into the dish you mean to serve it in very hot.

### 433. A VERY LIGHT OMELETTE.

A quarter of a pint of cream and the yolks of six eggs beaten well together with a little cayenne and a little salt ; then add a small piece of shallot and a little parsley minced very fine ; mix well together ; whip the whites of five eggs, and stir into the omelette till very light ; melt a little butter in the frying-pan, and pour in the eggs ; do them over a quick fire for five minutes. Serve it very hot, with or without a good gravy over it. This is an excellent recipe.

### 434. OMELETTE.

Two yolks of eggs and one white, a tablespoonful of cream, a little minced parsley and shallot, and a *very* little nutmeg. Whisk all well together, and fry in as little butter as possible. Very good.



## 435. OMELETTE AUX FINES HERBES.

Break six very fresh eggs into a basin ; add a teaspoonful of salt, a quarter one of pepper, two of minced parsley, and half a one of minced onion ; beat them well together. Put into a clean dry frying-pan two ounces of butter ; set it on the fire, and when the butter is hot pour in the eggs. Keep mixing quickly with a spoon till it is lightly set, then tilt the pan sideways so as to let the omelette slip to the edge, which will make it of an oval shape. Let it set a minute, and turn it over on to a hot dish and serve. If you wish it to be flavoured with parmesan or gruyere cheese leave out the parsley and onions, and put two tablespoonfuls of the cheese grated to the eggs.

## 436. BUTTERED EGGS.

Put in a stew-pan two ounces of butter ; break four fresh eggs into it ; add a tablespoonful of chopped mushrooms or truffles, half a teaspoonful of salt, and a quarter one of pepper. Set it on the fire and stir continually with a wooden spoon till it is of a good consistency. Have ready some slices of buttered toast on a hot dish ; pour the eggs on to them, and serve.

## 437. EGGS À LA BONNE FEMME.

Cut a middle-sized onion in dice ; fry them in a stew-pan with a pat of butter a light brown ; add a teaspoonful of vinegar when done ; then butter a dish lightly, spread the onions over it, break the eggs into it, and put the dish in the oven. When the eggs are done, strew them over with fried bread-crumbs, and serve very hot.



## 438. EGGS À LA PROVENÇALE.

Take the yolks of eight and the whites of five eggs; beat them well; add a spoonful of cullis or brown sauce, a little minced green onion and parsley, pepper and salt; stir it over a slow fire till it thickens; squeeze in the juice of a lemon or orange, and serve with fried bread, or put them into small moulds. When done enough, turn them out, and serve with a sauce of cullis seasoned with pepper, salt, and a little lemon-juice.

## 439. EGG VERMICELLI.

Boil eight yolks of eggs hard; add three ounces of butter to them; pound them together, and rub all through a coarse sieve into the dish it is to be served in, on which you have previously laid cold toast buttered.

## 440. HAM AND EGGS.

Cut an ounce of well-cooked ham in small dice; put it into a pan with an ounce of fresh butter and three eggs, a little pepper, and a spoonful of chopped chervil. Stir continually till the eggs are enough done. They should not be very stiff. Serve on toast.

## 441. EGGS EN CAISSE.

Make some small paper boxes. Take a piece of butter and mix it with some stale crumbs of bread, a little minced parsley, salt, and cayenne pepper. Butter the bottoms of the boxes; then put in some of this mixture;



break an egg into each box, cover it over with bread-crumbs ; see that the boxes are filled ; put them on the gridiron for two or three minutes, pass a salamander over the top, and serve.

#### 442. DES ŒUFS AU SOLEIL.

Poach about eight fresh eggs very nicely ; take them out and put them into cold water ; when they are cool lay them for about a quarter of an hour to marinade in a glass of white wine vinegar, with some sweet herbs ; then dry them upon a cloth, dip them in a batter prepared with flour mixed with equal quantities of ale and water till it is of the right consistency, about the thickness of double cream. Fry them of a nice light brown in hot lard. Serve upon a bed of fried parsley.

#### 443. TIMBALES OF EGGS AU JUS DE PERDRIX.

Take a partridge, split it down the back, notch the breast and legs ; put it into a small stew-pan with a bit of ham, an onion, a carrot, and a little parsley. Pour in a spoonful or two of broth, and let it stew gently till it is dry and brown at the bottom. Add a ladleful more broth, and let it boil gently for about a quarter of an hour. Then strain it through a linen sieve, take off the fat, add a little salt and pepper, and when cool pour in six or seven eggs previously well beaten ; pass it through a tammy, and pour it into small china cups or timbale moulds. Place them in a pan of hot water ; let it boil till you perceive they are set like custard ; turn them out, and pour the same gravy over them.



## 444. CURRIED EGGS.

Slice two onions, fry them brown in a little butter, add a pint of broth and a tablespoonful of curry powder ; stew till quite tender. Thicken a cup of cream with some arrowroot or rice-flour ; mix it with the broth, etc. ; simmer a few minutes, and add six or eight hard-boiled eggs cut into slices ; heat them thoroughly in the sauce, but do not let them boil.

## 445. ŒUFS AU BOUILLON.

Put into a stew-pan six yolks of fresh eggs and two whites, with six spoonfuls of good stock ; mix all well together, and pass it through a sieve. Butter some small moulds ; let them drain and cool ; pour the eggs into the moulds and set them in a pan of boiling water on the fire. When they have properly taken, turn them out with care on a dish, and serve with a rich gravy round them.

## 446. LES ŒUFS EN FRICASSÉE.

Put a piece of butter in a stew-pan with some finely-minced parsley and green onions, a teacupful of broth, and a shake of flour ; reduce it a little and skim it well. Boil some eggs hard, cut them in slices not too thin, and put them in with a little salt and pepper. Beat up the yolk of an egg in a small cupful of cream ; add this to the rest, and the juice of half a lemon. Mix well, make very hot, and serve with sippets of toasted or fried bread.

## 447. ŒUFS FARCIES.

Boil some fresh eggs hard ; cut them carefully in halves



lengthways, first removing the shell ; take out the yolks and beat them up with a bit of butter, some bread-crumbs soaked in milk and squeezed dry, a little minced parsley, pepper and salt. Add cream enough to moisten the paste, fill the whites to the original shape of the egg, cover the top with bread-crumbs, and fry in butter of a light brown.

#### 448. ŒUFS SUR LE PLAT.

Break five or more fried eggs carefully into a dish, so that the yolks are at equal distances from each other. Pour a little hot butter on them, either browned or not. Strew them lightly with bread-crumbs, and put them into a moderate oven till the white is well set.

#### 449. ŒUFS EN PURÉE.

Boil some fresh eggs hard ; let them get cold ; take out the yolks and beat them in a mortar with butter, pepper, salt, and the yolks of three raw eggs ; chop the whites small, and stew them a few minutes in a little good gravy without letting them boil ; pass the yolks through a colander into the dish they are to be served in. Arrange the whites round, garnish with sippets of bread dipped in egg, place the dish in an oven, and serve as soon as it is browned.

#### 450. FRIED EGGS.

Put into a frying-pan some olive-oil or butter ; set it over the stove, and when it boils raise the handle of the pan that the liquid may run to one side. Break an egg carefully into the pan, and with a pierced ladle throw



the boiling oil or fat over the egg, which will cause the white to boil up and cover the yolk. As soon as one is cooked, take it out with the strainer, and do another in the same way, till you have enough. Take care to keep them hot. They should be a nice light brown, and may be served with a purée of tomatoes, a sauce piquante, or a good gravy, and seasoned with pepper and salt.

#### 451. ŒUFS AU FROMAGE.

Place in the dish you will serve them in, and which must be strong enough to resist the fire, a piece of butter, a little oil, and some slices of good rich cheese. When it is melted, break whole eggs into it, put the dish in the oven or before the fire. When the white sets, sprinkle grated cheese and pepper on them. Brown at the top, and serve as hot as possible.

#### 452. ŒUFS AUX TRUFFES.

Mince fine a slice or two of bacon ; put it with a little butter in a saucepan over a slow fire. When it has cooked a few minutes, pour it into the dish the eggs are to be served in ; add a spoonful of gravy and a little white wine. Break into it the quantity of eggs you require, being careful not to break the yolks ; add salt, pepper, and a little nutmeg. When they are quite set, strew over the top minced truffles, which have been previously stewed in butter.

#### 453. BOILED CHEESE.

Take four ounces of cheese (single Gloucester or Dunlop



do well), two ounces of fresh butter, and a tablespoonful of cream ; cut the cheese into thin slices ; put all into a stew-pan, and set it over a slow fire. Stir it till it boils, and is quite smooth. Take off the pan ; break an egg into it, stir both yolk and white quickly in ; put it in a dish, and brown in a Dutch oven before the fire.

#### 454. FROMAGE CUIT.

Cut half a pound of Cheshire cheese into thin slices ; pound it well in a mortar ; add by degrees the well-beaten yolks of two and the white of one egg ; also, half a pint of cream. Mix well together, and bake on a dish for ten or fifteen minutes.

#### 455. STEWED CHEESE.

Melt three-quarters of an ounce of fresh butter in a teacupful of cream ; mix with a quarter of an ounce of good cheese, finely grated ; beat it well together, stew till it is quite smooth, stirring all the time. Serve upon well toasted bread, and brown the top with a salamander.

#### 456. CHEESE TOASTS.

Grate three ounces of Gloucester cheese ; mix it with the yolks of two eggs, four ounces of grated bread, and three ounces of butter ; beat the whole well in a mortar, with a dessert-spoonful of mustard, a little salt and cayenne pepper. Toast some bread thin and crisp, cut it into neat pieces, lay the paste as above thick upon them, put them into a Dutch oven, covered with a dish, till hot through ; then remove the cover, let the cheese brown a little, and serve as hot as possible.



## 457. FONDU.

A quarter of a pound of fine flour well dried, half a pint of cream, a piece of butter the size of a nut ; mix them well together in a stew-pan over a slow fire, stirring constantly till it is quite thick, and smooth ; then add the yolks of five eggs, half a pint of new milk, and two ounces of grated parmesan cheese. Stir all together, but not over the fire. Beat up the whites of the five eggs to a strong froth, and mix it very lightly with the other ingredients. Bake in a soufflé-dish or paper case, in a gentle oven, for half an hour. Take care it is served the moment it comes out of the oven, or it will fall and become heavy.

## 458. RAMEQUINS.

Take a quarter of a pint of milk, one ounce of butter, and boil together, adding two spoonfuls of flour ; stir constantly till quite hot. Mix in smoothly four whole eggs, and two ounces of grated parmesan cheese. Fill small paper cases, and bake in a moderate oven a little more than a quarter of an hour.

## 459. RAMEQUINS SOUFFLÉ.

Melt one ounce of butter ; mix into it a spoonful of flour and a little salt ; stir for a few minutes over the fire. Have ready boiled half a pint of milk, and a quarter one of cream. Pour this on the butter and flour by degrees, and work it perfectly smooth. Take the pan off the fire and add half a pound of grated parmesan cheese, a little pepper, a very little powdered sugar, the yolks of eight eggs, and the whites of two well beaten. When well



mixed, add the other six whites, beaten to a froth. It should then be about the consistency of cream. Fill paper cases, but not quite to the top, and bake in a slow oven eighteen minutes.

#### 460. RAMEQUINS À LA SEFTON.

Make half a pound of puff paste (see Pastry) ; roll it four times, then sprinkle some grated parmesan cheese all over it ; roll it out four times more, repeating the sprinkling of cheese between each rolling ; cut the paste with a cutter in any form you please ; sprinkle cheese over the top, and bake them a good brown in a moderate oven. Serve very hot on a napkin.

#### 461. PAILLES AU PARMESAN, OR CHEESE STRAWS.

Take six ounces of flour, four of butter, two of cream, three of grated parmesan cheese, the slightest grating of nutmeg, two grains of cayenne, a little salt, and white pepper ; mix the whole well together, roll it out, and cut it in strips the size and thickness of a straw. They must be baked in a moderate oven, should be quite crisp, and of a pale colour. Serve very hot in the second course.

#### 462. CHEESE AND ALE.

Cut some good Gloucester cheese into thin slices, carefully removing the rind ; lay them in a dish over a lamp ; spread each piece of cheese with mustard, and pour over as much strong ale as will cover them ; stew till the cheese is quite dissolved. Toast and ale should be served with this. The toast should be thick, and well browned, and hot ale, with or without spices, poured over it.



## 463. CANAPÉS.

Take the crumb of a large loaf; cut it in slices three-quarters of an inch thick; cut this into any shape you please, and fry a good colour in oil. Mince separately the yolks and whites of hard-boiled eggs, capers, cucumbers, some herbs (such as chervil and tarragon), and some small salad, fillet some anchovies, and put all this in a little of the best oil. Season the canapés that are fried with salt, pepper, and vinegar; arrange the salad on them, with the anchovies on the top; dress them neatly in the dish, and garnish with hard-boiled eggs, ham, beetroot, small herbs, capers, anchovies, etc.

## 464. RÔTIES D'ANCHOIS.

Toast some slices of bread, cut thin and in neat slices, and then soak in a little good oil. Take some anchovies, a little rasped lemon-peel, onion or shallot, parsley or chervil, tarragon and burnet, and the yolk of a hard-boiled egg; mince all together very small, and mix well. Drain the toasts from the oil as much as possible; spread the mixture pretty thick on them; arrange on the dish they are to be served on, and pour over a sauce made with two spoonfuls of oil, one of lemon-juice, some mustard, and a little pepper.

## 465. RÔTIES À LA MINIME.

Cut some slices of bread about two fingers' length and the thickness of a crown-piece; put them into a stew-pan with a little oil over a gentle fire; turn them often till they acquire a good colour. Dress them on your



dish, and lay some slices of well-washed anchovy or sardines on them. Add to the oil you fried the bread in some minced shallot, parsley, green onion, minced thyme, sweet basil, a bay-leaf, some whole pepper, and a little vinegar ; boil it a moment, pour over the toasts, and serve cold. The bay-leaf, sweet herbs, and pepper to be removed.

#### 466. SALMAGUNDI.

Wash and bone two large Dutch or Lochfine herrings ; mince the meat fine ; take the breast of a cold roast chicken, skin it and mince it ; also two hard-boiled eggs, an onion, an anchovy, and a little grated ham or tongue. Mix well together ; moisten with salad oil and vinegar, and season to taste with salt and cayenne pepper. Serve on toast.

#### 467. INDIAN SANDWICHES.

Cut the breast of a roast fowl or pheasant in very small square pieces, also about four ounces of tongue or lean ham, four anchovies washed and filleted ; mix well with the chicken, and put it into a stew-pan with two spoonfuls of velouté sauce, a dessert-spoonful of curry paste, half a teaspoonful of chutnee, the juice of half a lemon, and a little salt and pepper. Boil for a few minutes on the stove, mixing well. Have ready prepared some thin slices of bread cut with a circular cutter, as many as you require for your dish, fry them in oil of a bright yellow, drain them on a napkin, and place half of them on a baking-sheet covered with clean paper ; spread a thick layer of the above preparation on each, and cover with another crouton. Next grate four ounces of



parmesan cheese, mix it into a paste with butter, divide it into as many parts as there are sandwiches, roll each into a round ball, and place one on the top of each sandwich. About ten minutes before serving put them into oven ; let them be thoroughly heated ; pass a red-hot salamander over them ; dish on a napkin ; and serve.

#### 468. MINCED SANDWICHES.

Cut some thin slices of bread, fry them crisp in oil ; take some ham or tongue, and any sort of game or poultry. Cut in thin small slices a few pickled gherkins and olives —there should be equal proportions of each ; mince fine, and mix well ; moisten with a sauce made of a spoonful of shallot vinegar, a little oil, mustard, and a little sugar, worked well together ; spread the mixture on the toast, and lay another piece on the top ; cut them of a neat shape, and not too large.

#### 469. ANCHOVY TOAST.

Bone a few anchovies, pound them in a mortar or mince very fine with dried parsley, half a clove of garlic, a little cayenne, a squeeze of lemon-juice, and a very little salad oil. Serve on toasted bread, or bread fried in oil.

#### 470. CROUTONS AUX ROGNONS

Are best made with veal kidneys. Take two, cut them in small pieces, and put them into a stew-pan with some butter, salt, and two or three onions minced ; let them stew till they are tender. Meanwhile, put into another saucepan a piece of butter, a spoonful of flour, and a



little broth. Reduce it till it is thick ; then put in the kidneys, four whole eggs, some finely-minced parsley, and a little grated nutmeg ; stir well together over the fire for a few minutes, and let it get cold. Cut some slices of French roll of the day before's baking ; dip them in milk in which you have beaten up an egg. Spread the mince on them thickly. Fry them in hot oil or clarified butter, and serve very hot.

#### 471. RAVIOLI À LA NAPOLITAINE.

Take some of the best Naples macaroni, parmesan cheese, good fresh butter, a dozen livers of chickens, some celery, an onion or two, some carrots and turnips. Begin by mincing the livers and vegetables very fine, and put them into a saucepan to cook in a little butter over a gentle fire. Meanwhile blanch the macaroni, add pepper and a little fine spice ; and when done enough let it drain. Now take the dish you mean to serve it in, and which should be rather deep and able to stand the fire ; lay some macaroni first in the dish, then a layer of the minced livers and vegetables, then one of grated parmesan cheese, and so on till the dish is full enough. You should end with a layer of cheese. Then set the dish over a gentle fire on the stove or in the oven, and let it cook for a few minutes. Brown it on the top, and serve very hot.

#### 472. MACARONI À LA NAPOLITAINE.

Put a pound of macaroni into boiling water, with a piece of butter, some salt, and an onion stuck with cloves. Let it boil for three-quarters of an hour ; then



drain the macaroni, and put it into a saucepan with some grated parmesan cheese, a very little nutmeg, some pepper, salt, and as much cream as will make sufficient sauce. Let the whole stew gently together a few minutes, and serve very hot. These are genuine Neapolitan recipes.



## PUDDINGS, JELLIES, PASTRY, ETC.

---

### 473. GÂTEAU AU RIZ.

Two handfuls of rice, a small quantity of lemon-peel, half a laurel-leaf, and a pint of milk ; boil together till it is quite dry, then put in the yolks of three eggs and one white ; sweeten to taste with moist sugar. Butter a mould, shake in some fine bread-crumbs, put in the rice, and bake three-quarters of an hour.

### 474. GÂTEAU DE NOUILLES.

Take the yolks of five eggs and the white of one, and as much flour as will work it into a stiff paste ; roll it out as thin as a wafer, then roll it up very lightly and cut it in strings as fine as a packthread ; shake it together and throw it into water ready boiling on the fire, and let it boil five minutes ; then put it into a colander, and let some cold water run through it ; drain it well ; butter a mould, sprinkle it all over with fine bread-crumbs, then put in the nouilles mixed with a quarter of a pound of sugar and the grated peel of a lemon. Melt two ounces of butter and pour over them, sprinkle some bread-crumbs on the top, and bake three-quarters of an hour. A gâteau of macaroni or vermicelli may be made in the same way, previously boiling them tender in a little milk with some seasoning, and the yolks of two eggs may be added.



## 475. RICE PUDDING WITHOUT EGGS.

Put half a pound of rice well washed into three pints of milk, with half a pound of moist sugar. Bake till the rice is tender.

## 476. TAPIOCA PUDDING.

Boil a pint of cream and a pint of milk with some sugar, a pinch of salt, and the rind of a lemon; when boiling put in half a pound of tapioca and let it simmer over a slow fire till quite tender, then add a small piece of butter and six eggs, previously beaten; mix well, and pour it either into a dish or mould, and bake till it is brown on the top; if baked in a mould the mould should be buttered and strewed with bread-crumbs, which makes it turn out better. Tapioca swells very much, and requires a long time cooking. If boiled over a strong fire and too quickly it becomes tough, therefore this is to be avoided.

## 477. POOR MAN'S TAPIOCA PUDDING.

Put into a stew-pan five ounces of tapioca, one pint of new milk, five ounces of sugar, and a little salt; stir this over the fire till it boils, then cover the stew-pan with its lid and let it simmer for twenty minutes; add a small piece of butter melted in a little cream and the grated rind of a lemon. Pour into a well-buttered pudding-dish, and bake for a quarter of an hour.

## 478. A PUDDING WITHOUT EGGS.

Boil a pint of milk; take a thick slice of bread and grate it down fine, pour the boiling milk over and cover it close up for half an hour; then add some marmalade,



grated lemon, or any other flavouring you like, sugar to taste, and half a teaspoonful of salt. If you like you may also add a glass of wine. Pour all together into a pudding-dish and bake for a quarter of an hour.

#### 479. ARROWROOT PUDDING.

One tablespoonful of arrowroot, half a pint of milk, and a small quantity of lemon-peel ; put it on a slow fire and stir till it boils ; then add the yolks of four eggs, a glass of white wine, and a teaspoonful of orange-flower water. Beat up the whites of four eggs and stir them in lightly. Sweeten to taste with loaf-sugar. Butter a mould, place dried cherries round it, or in any form you fancy, and pour in the pudding. Set the mould in a stew-pan of water, and steam for half an hour, with fire on the lid of the stew-pan, which makes it light. Serve with an arrowroot and wine-sauce.

#### 480. CUSTARD PUDDING.

Half a pint of thin cream or new milk, a little loaf-sugar, a small bit of laurel-leaf, a very little cinnamon, and a small quantity of lemon-peel. Put it on the fire, and let it boil ; then let it stand till it is cold, when add the yolks of five eggs ; strain through a sieve, butter small moulds, put the custard into them, steam twenty minutes. Serve with either a wine or custard-sauce.

#### 481. BAKED CUSTARD PUDDING.

Make the custard with eight yolks of eggs, half a pint of cream or new milk, half a lemon-peel grated, two spoonfuls of orange-flower water, and two ounces of



sugar. Boil the milk and add the eggs when cold ; then strain ; line a pudding-dish with tart paste, placing some round the edge ; put in the custard, and bake till set ; or line a mould with biscuit paste, fill it with flour, and bake it. When done, take out the flour, fill it with the custard, and put it again in the oven till the custard is set and brown at the top.

#### 482. SAGO CUSTARD PUDDINGS.

Take a spoonful and a half of sago, and put it into a saucepan with as much water as will cover it, a drop of cinnamon, three blades of mace, and some lemon-peel, and set it on to boil. When you find it clear and thoroughly done, add to it half a pint of new milk, and keep stirring it over the fire. When it becomes thick take it off, remove the seasoning, beat the yolks of four and the white of one egg well up with half a pint of cream ; sweeten to taste ; then take the milk and sago boiling hot, and mix well with the cream and eggs. Put it into small moulds, and bake or steam for ten minutes. Tapioca may be done in the same way.

#### 483. GROUND RICE CUSTARD PUDDINGS.

Boil a pint of new milk with a bay-leaf, two or three bitter almonds, and some brown sugar, for a quarter of an hour ; take two ounces of ground rice and stir it in by degrees while the milk is boiling until thick ; let it boil a few minutes longer ; dip your cups in cold water, pour the mixture into them, turn them out just before serving. They are best eaten cold, with the following sauce :—



Take about half a pint of milk or cream, a little whole cinnamon, some lemon-peel, a bay-leaf, and enough brown sugar to sweeten it. Boil it a quarter of an hour, and when cold add to it three yolks of eggs. Put it on the fire again, but do not let it boil. Two minutes before you take it off thicken with a little ground rice, with the addition of a glass of madeira or sherry. This is a good sauce for all puddings that require one.

#### 484. LEMON CUSTARD PUDDINGS.

Take the yolks of six eggs and the whites of three, the rinds of two lemons grated and the juice of one, half a pound of powdered sugar, two Naples biscuits grated, and a small glass of brandy. Beat all well together, add a pint of good cream and two ounces of fresh butter. Butter small moulds, put in the pudding, and bake half an hour in a quick oven. This is a very good recipe.

#### 485. VERMICELLI PUDDING.

Take two ounces of vermicelli, boil it in a pint of milk till the milk thickens, stirring it all the time it is boiling; then add six ounces of butter, half a pound of sugar, six yolks and four whites of eggs, and the grated rind of a lemon. Line a dish or shape with puff-paste, and boil half an hour.

#### 486. MACARONI PUDDING.

Simmer one or two ounces of pipe macaroni in a pint of milk, with a bit of lemon-peel and cinnamon, till tender; add cream, three yolks of eggs and one white,



a little nutmeg, and some sugar. Bake in a dish or shape lined with puff-paste half an hour.

#### 487. BREAD-AND-BUTTER PUDDING.

Cut thin slices of bread and butter, and lay them in a well-buttered mould or pudding-dish; between each layer strew currants and a little powdered cinnamon and sugar; fill your dish or mould thus three parts full, and pour in a cold custard made with four or six eggs (according to the size of the pudding), beaten up with cream or milk, and flavoured with lemon-peel; pour it in by little at a time so that the bread may absorb it without floating; when full, bake one hour. If wished rather richer, when made in a mould, a little wine or brandy may be poured on the bread before the custard.

#### 488. BATTER PUDDING.

Two spoonfuls of fine flour, the whites of two eggs and yolk of one, with milk enough to moisten; beat well together and boil twenty minutes. Serve with wine-sauce, or eat it with cold butter and brown sugar, which is much the best.

#### 489. BATTER PUDDING BAKED.

Take six ounces of fine flour, three eggs, and a pinch of salt; add by degrees as much milk as will when well beaten make it the consistence of thick cream. Pour into a pudding-dish, and bake three-quarters of an hour; or it may be boiled in a basin, buttered and floured, and tied up in a cloth. It will require two hours' boiling.



## 490. YORKSHIRE PUDDING.

Six eggs, six heaped tablespoonfuls of flour, and a teaspoonful of salt ; beat and strain the eggs, and mix them with the flour. It should be rather a thin batter. Heat the pan and rub it with butter or dripping before the batter is poured in ; it should be about an inch thick. When the pudding is browned on one side, turn and brown it on the other. It may be made plainer with half a pound of flour, a teaspoonful of salt, three eggs, and a pint of milk, and baked in a tin under a joint of roasting beef or mutton.

## 491. HASTY PUDDING.

Boil a pint of milk with a pinch of salt ; while boiling stir into it by degrees as much flour as will thicken it, pour it out, and eat with cold butter and brown sugar.

## 492. FIG PUDDING.

Chop six ounces of suet and half a pound of the best figs fine, add three-quarters of a pound of bread-crumbs, and four ounces of moist sugar ; mix first the bread and suet, then the figs and sugar ; add a little nutmeg, a well-beaten egg, and a cup of milk. Boil in a mould four hours.

## 493. BREAD PUDDING.

Put into a stew-pan a pint of bread-crumbs, with as much milk as will cover them, the peel of a lemon, and a small bit of cinnamon ; boil about ten minutes, sweeten with powdered sugar, take out the lemon and



cinnamon, and add four eggs. Beat all well together, and boil one hour, or bake half an hour.

#### 494. NEW COLLEGE PUDDINGS.

Beat six yolks and three whites of eggs, mix them with one spoonful of flour and four of bread-crumbs ; add a little salt and nutmeg, with sugar to taste, four ounces of shred suet, and the same of picked and washed currants ; mix well together. Make the batter into egg-shaped pieces with a spoon, and fry in very hot butter, or they may be baked in pattypan.

#### 495. PUDDINGS IN HASTE.

Mix shred suet with grated bread-crumbs, a handful of currants cleaned or a few stoned raisins, the beat yolks of three eggs and the white of one, with a little grated lemon-peel, to a stiffish paste. Roll this in flour, and with two spoons make it into small balls ; have ready a pan of fast-boiling water, drop them in ; when done they will rise to the top.

#### 496. SPONGE-CAKE PUDDING.

Steep sponge-cake in brandy, butter a mould and stick it over with dried cherries ; put the cake in and make a custard with three whole eggs and four yolks, about half a pint of milk, and a little sugar and nutmeg ; fill up the mould and boil it an hour. Serve with arrow-root and brandy sauce.

#### 497. THE TEDWORTH ALBERT PUDDING.

Take twelve ounces of bread-crumbs or sponge-cake ; boil



a pint of cream and pour it over the crumbs ; leave them to soak a little, rub off on a piece of lump sugar the rind of a lemon ; when pounded it should be about a quarter of a pound. Well whip the yolks of six and the whites of two eggs. Mix all well together, adding a pinch of salt ; butter a mould well, and pour in the mixture ; boil or steam the pudding one hour and a half ; serve with clear wine-sauce. Currants or cherries may be added if liked.

#### 498. MARMALADE PUDDING.

Take about half a teacupful of milk, one tablespoonful of fine flour, and about two ounces of white sugar ; put it on the fire, and stir till it boils ; then add the yolks of four eggs, and one small pot of marmalade, reserving most of the chips to line the mould with. Mix all well up together, then beat up the whites of five eggs, and stir them lightly in. Butter a mould and line it completely with orange chips, put in the pudding, and steam it for half an hour with fire under and over.

#### 499. SIR WATKIN WYNNE'S PUDDING.

Take ten ounces of bread-crumbs, eight ounces of chopped suet, three ounces of pounded sugar, the grated peel and juice of two large lemons, three eggs, and a little salt. Mix all well together, put it into a mould that will just hold it, and boil for three hours. Serve with a clear wine-sauce.

#### 500. MARROW PUDDING.

Take half a pound of marrow from beef bones, grate about half a pound of bread into crumbs ; put both into



a basin and pour a pint of boiling cream over them, cover it close, and let it stand till nearly cold; beat up six eggs very light and mix them in, add a little grated nutmeg and cinnamon, a quarter of a pound of fine sugar, and a spoonful of smooth marmalade. If liked a small glass of brandy may also be added. Mix all well together, butter a mould, lay it with dried cherries or orange-chips, put in the pudding, and boil one hour; or it may be baked for the same time in a dish with good puff-paste round the edge.

#### 501. SUNDAY PUDDING.

Take half a pint of raisins, and half a pound of currants, the same of suet chopped fine and of bread-crumbs, one tablespoonful of flour, half a glass of brandy, a small piece of lemon-peel chopped fine, three ounces of moist sugar, four eggs, and one teacupful of milk. Mix all these ingredients well together, put it in your mould, and boil four hours.

#### 502. PLUM PUDDINGS.

Suet, flour, currants, and stoned raisins, of each one pound, the rind of a lemon grated, four eggs, as much milk as will mix it into a proper consistency, and a wine-glassful of brandy. Flour a cloth, tie it up tight, and boil eight or nine hours; or it may be boiled the same time in a mould. Instead of all flour, half the weight of bread-crumbs is an improvement.

#### 503. A RICH PLUM PUDDING.

Four ounces of bread-crumbs, two ounces of flour, half a pound of muscatel raisins stoned, the same quantity of



picked and washed currants, a pound of sliced kidney suet, a quarter of a pound powdered sugar, a saltspoonful of salt, a little mixed spice, two ounces of candied lemon, orange, or citron peel, chopped; the rind of two, and the juice of one lemon; beat six eggs well with some new milk, and a glassful of brandy. Mix all well together, and let it stand two or three hours. Scald and flour a cloth, tie the pudding in firmly, and boil for five hours briskly.

#### 504. MINCE PIES.

Take a good fat salted bullock's tongue; parboil, skin, mince, or scrape two pounds of it. Mince separately two pounds of beef kidney suet, the same of good sound apples peeled and cored, half a pound of candied citron and orange peel, a pound and a half of stoned raisins; add two pounds of picked and washed currants, an ounce of mixed spices, a teaspoonful of salt, a pound of sugar, the grated rind and juice of two lemons, and two Seville oranges. Mix well, and keep in jars in a cool airy place. Before using, moisten with a pint and a half of sherry, half a pint of brandy, and the same quantity of orange-flower water. Cover baking-pans of any size with rich puff-paste, fill with the minced meat, put a cover of paste over, trim the edges neatly with a cutter, glaze them with sugar, and bake half an hour in a moderate oven. The minced meat should only be moistened just before using, and the apples are better added in the same way, or they may be omitted altogether.

#### 505. MONDAY PUDDING.

Place some slices of Sunday pudding at the bottom of a mould, take half a pint of thin cream or new milk, a



very little cinnamon, a little lemon-peel, and one laurel-leaf; set it over a slow fire and let it boil, then add the yolks of four eggs; beat it all up together, and strain it through a sieve over the plum-pudding in the mould; then set the mould in a stew-pan of water, and steam it half an hour.

#### 506. RATAFIA PUDDING.

Grate a large slice of stale bread, boil a pint of cream or new milk, put the bread in a basin and pour the cream over, and cover the basin with a plate. Pound two ounces of sweet almonds and two or three bitter ones with a little cold milk or cream till they are quite smooth; mix it with the bread in the basin, beat up six eggs till they are quite light, and add them, also a very little cinnamon and nutmeg grated, a little sugar, and a glass of brandy. Mix all well together; butter a mould, pour in the ingredients and put it to boil in a pan of boiling water for an hour, taking care to keep the water at the same height by adding more as it boils down, but be careful it does not boil over into the mould, which should have a cover and weight on it. Turn it out and serve with a custard-sauce poured over it (see Pudding Sauces).

#### 507. MUFFIN PUDDING.

A pint of milk boiled, sweetened, and flavoured with cinnamon and lemon-peel; strain it and add the yolks of four eggs. Take half a pound of ratafia biscuit crumbled down, two muffins sliced, some dried cherries, half a gill of brandy and the same of sweet wine; butter a mould well with fresh butter, stick the cherries on the inside, then put in a layer of grated biscuit, next of



muffin, and so on alternately, till the mould is near full, then pour in the brandy and wine. Three-quarters of an hour before you wish to serve the pudding add the custard as above, and put the mould into a stew-pan of boiling water, taking care that the water does not get in over the top of the mould. Serve with a wine-sauce.

#### 508. CABINET PUDDING.

Boil a pint of cream with a bit of lemon-peel and a little salt; pour the cream while boiling over six pounds of sponge or Naples biscuits, and let them soak; then add the yolks of eight eggs, and the beaten whites of six, also a little brandy; butter a mould, decorate it with preserved cherries, pour in the mixture, and put it into a bain marie to steam for half an hour; serve either with a clear wine or custard sauce. This pudding may also be made with the remains of Savoy biscuits, or the crumb of a French roll or penny loaf.

#### 509. GINGER PUDDING.

Take twelve sponge-biscuits soaked in a pint of cream or milk, ten yolks of eggs, two ounces of preserved wet ginger cut in small pieces, a spoonful of the ginger-syrup, and two ounces of dissolved butter; boil it half an hour in a buttered mould au bain marie, or bake it in a dish lined with puff-paste. Pine-apple pudding may be made the same. Serve with a custard-sauce flavoured with ginger or pine-apple.

#### 510. LEMON PUDDING.

Take eight yolks and four whites of eggs, a quarter of a pound of sugar, one pound of butter, half a pint of



cream, the juice of one lemon and the grated peel of two. Mix well together, put it in a form of puff-paste, and bake about half an hour.

#### 511. ANOTHER LEMON PUDDING.

A teacupful of water, two ounces of butter, one ounce of loaf-sugar, the juice and grated rinds of two lemons. Boil all together for ten minutes, then add the yolks of eight eggs well beaten ; stir without ceasing after putting in the eggs till it is as thick as custard ; take the pan off the fire. Have ready, half baked, a shell of puff-paste, pour in the pudding, and bake for half an hour ; or it may be baked in a dish lined with puff-paste.

#### 512. ORANGE PUDDING.

Take three China orange skins, boil them in rose water till tender, pound them in a mortar ; add twelve yolks of eggs, twelve ounces of sugar, and six ounces of butter. Beat all well together in the mortar till thoroughly mixed ; put it into a shell of puff-paste, and bake half an hour.

#### 513. DUNNIKIER ORANGE PUDDING.

Take five ounces of butter, melt it in a pan, but do not let it oil ; add to it while warm five ounces of sugar, and the yolks of ten eggs beaten ; mix well together, and beat till the mixture turns white. Have the bottom of a baking tin covered with puff-paste ; spread thickly on it orange marmalade, and pour the rest of the ingredients over ; bake in a moderate oven about half an hour ; turn it out of the tin and serve. Pine-apple and apricot may be made in the same way. This is an excellent recipe.



## 514. APRICOT PUDDING.

Take twelve large apricots, scald them till they are soft ; pour on the grated crumb of a penny loaf, a pint of cream boiling hot ; when cool, add four ounces of sugar, the yolks of four eggs well beaten, and a glass of madeira or sherry. Pound the apricots in a mortar with the kernels ; then mix the fruit and other ingredients well together. Line a pattypan with puff-paste, put in the pudding, and bake half an hour.

## 515. GOOSEBERRY PUDDING.

Stew gooseberries in a stone jar over a hot stove, or placed in a saucepan of water, till they will pulp ; rub them through a coarse sieve, and take a pint of the pulp and beat it with three whole eggs, previously whipped together and strained, an ounce and a half of butter, and as much sugar as will sweeten it ; add some crumbs of roll, or four ounces of Naples biscuit, to give it consistence ; put into a shape of puff-paste, and bake half an hour.

## 516. APPLE PUDDING.

Stew some apples, and pulp them through a sieve. To about half a pound of apples, after they are pulped, add six ounces of melted, but not oiled butter, in which mix as much sugar as will just sweeten the pudding ; add the yolks of six eggs, and the whites of four, whipped. Mix all with the apples, and beat it very light ; add the rind of a lemon. Cover the bottom of a baking-tin with puff-paste, and pour the pudding into it ; bake in a moderate oven half an hour, strew sugar over it, and serve.



## 517. ANOTHER APPLE PUDDING.

Peel one dozen and a half of good apples, take out the cores, cut them small, and put them into a stew-pan that will just hold them, with a little water, a little cinnamon, two cloves, and the peel of a lemon; stew over a slow fire till quite soft, sweeten with moist sugar, and rub through a hair sieve; add to it the yolks of four eggs, and the white of one, a quarter of a pound of good butter, a little nutmeg, the juice and grated peel of one lemon. Beat all well together; butter a mould, put in the pudding, and bake or boil half an hour; serve with a custard-sauce made without wine.

## 518. CITRON PUDDING.

Slice half a pound of citron thin, and shred it very small; pound it with half a pound of powdered sugar in a marble mortar till well incorporated. Beat the yolks of twelve eggs to a cream; mix them by degrees with the citron, beating well together; add as much spinach-juice as will make it a fine green; bake in a shape of puff-paste; just before putting it in the oven add five ounces of oiled butter and a little brandy.

## 519. RIZ MERINGUÉE.

Take six ounces of rice, put it in a quart of milk, and set it over a slow fire to simmer till the rice swells and gets thick; add half a pint of good thick cream, and let it simmer till it gets thick again; then take it off the fire, have six ratafia biscuits dried and crumbled small, a quarter of a pound of sugar, and the grated peel of a lemon ready to put into it. Mix all well together, and



let it stand by the fire till the first course is served. Whip the whites of three eggs to a fine froth, stir it quickly into the rice, put it into the dish it will be served in, and set it over a stove. Sprinkle sugar over when nearly done, brown with a salamander, and serve.

#### 520. SWEET OMELETTE.

Break six eggs, separate the whites, mix the yolks with a quarter of a pound of sugar, two spoonfuls of flour, the peel of a lemon grated, and a *very little* mace. Whisk the whites to a stiff froth, then mix all together and fry it. When done at the bottom, turn it into a dish, sift fine powdered sugar over it, and glaze it with a hot salamander.

#### 521. CREAM SOUFFLÉ.

Take three yolks of eggs, three spoonfuls of flour, one spoonful of maraschino ; mix them together, and add a pint of cream ; beat up four whites of eggs to a strong froth, and stir them in. Bake in a case, and sift pounded sugar over.

#### 522. SOUFFLÉ.

Soufflés require the greatest care in their preparation and baking ; their lightness mainly depends on the proper whisking of the eggs, but also much on the oven being the right heat. Experience alone can determine this. They should be served the moment they come out of the oven, or they will fall and become heavy. They are better under than over done. A really good soufflé cannot be made without practice and experience.



If it fails, there is one consolation, that a soufflé "manqué" generally makes a very good pudding. They should be baked in a proper soufflé-dish, which is double, the inside case being put in the oven, and then placed in the finer one when sent to table.

*Soufflé.*—A quarter of a pound of fine flour, half a pint of cream, and a piece of butter the size of a nutmeg; stir this constantly together in a stew-pan over a slow fire till it is very thick; then add the yolks of five eggs, half a pint of new milk, and sugar to your taste. Flavour with orange-flower, vanille, or what you please. Stir it well together, but not on the fire; beat the whites of five eggs to a strong froth, and mix it lightly in. Bake in a gentle oven half an hour. Take care it is served immediately it comes out of the oven. Sprinkle a little sugar on the top.

### 523. SOUFFLÉ AU RIZ.

Boil two ounces of rice flour in a pint of milk quite thick, stirring it all the time till cold; mix with it four yolks of eggs, the peel of a lemon grated, and half a pound of fine powdered sugar. Whisk twelve whites of eggs to a very stiff froth, and stir them quickly and lightly in. Bake in a case or mould, and sift pounded sugar over the top before serving. It may be flavoured with vanille, orange-flower, coffee, ginger, etc.

### 524. SOUFFLÉ DE FECULE DE POMME DE TERRE.

Mix two ounces of potato-flour with half a pint of boiling cream, in which you have infused the peel of a lemon; add a little sugar, a large lump of butter, and



a very little salt ; break six eggs, and add the yolks of four of them ; now beat the six whites to a froth, which pour gently into the mixture, and then the whole into a soufflé-dish, which place in a moderate oven. When done enough powder a little sugar over, and serve the moment it comes out of the oven. The sugar must of course predominate over the salt ; but observe, that the less sugar there is in a soufflé the lighter it will be.

#### 525. OMELETTE SOUFFLÉ.

Break six eggs ; separate the yolks and whites ; add to the yolks two spoonfuls of sugar, a little orange-flower water, or a few drops of spirit of lemons. Work them well together. Whip the whites to a firm froth, and mix lightly with the rest. Put into the frying-pan a small bit of butter ; let it melt, that the pan may be buttered all over ; pour in the omelette, set it on a slow fire, and take care it does not burn. In a minute or two, when it has set, turn it out upon the dish it is to be served on. Sift sugar over, and put it in the oven. As soon as it has risen, take it out and serve immediately.

#### 526. PANCAKES.

A spoonful of flour, a pint of new milk, and a little cream, if you have it, mixed well ; the yolks and whites of three eggs beat together, but not too much, as it makes the pancakes tough, added, with sugar to your taste, and a teaspoonful of salt ; they may be flavoured also with grated lemon-peel, or whatever is liked. Melt a piece of butter in a frying-pan ; pour in, when it is hot, as much of the batter as will cover the bottom of the



pan, fry brown on both sides, roll up the pancake, and serve very hot with sugar sprinkled over them.

#### 527. ENGLISH PANCAKES.

Take six yolks of eggs, break them into a bowl, separating the whites, which beat up until they are quite light; beat the yolks also with a little sifted sugar, a teacupful of cream, and a quarter of a pound of flour; mix in the whites, have a good clear fire ready, put a bit of fresh butter into the frying-pan, and when it froths pour in a breakfast-cupful of the batter; keep shaking the pan for a little, loosen the batter round the edge with the point of a knife, give it a shake, toss it over, and do it the same time on the other side; then turn it over, and lay them on a hot dish. Cook as many as you require in the same way. Strew sugar over and serve very hot. Lemon should be served with them, but separately.

#### 528. FRENCH PANCAKES.

Take four eggs, beat the whites quickly to a snow; then beat the yolks up with a spoonful of fine sugar, two spoonfuls of flour and one of cream. Mix all together, and fry in butter of a light brown colour. Lay it over with apricot marmalade, fold it up, and serve very hot.

#### 529. FRENCH THICK PANCAKE.

Take the yolks of four eggs, and beat them up with four tablespoonfuls of sugar till very light, add a tablespoonful of orange or pine-apple marmalade, a little nutmeg, four tablespoonfuls of flour, and four of good cream; whisk the whites to a snow, and mix all well



together ; pour the batter into an omelette-pan, in which you have melted a piece of butter. Fry on a slow fire of a light brown ; turn it over, strew sugar over it either simply or glazed with a salamander.

#### 530. FRENCH LIGHT PANCAKES.

Mix the yolks of seven eggs, half a pint of cream, and one ounce of butter broken up into small pieces, with three spoonfuls of flour ; whisk the whites of the eggs to a snow, and when ready to be fried mix all together. Fry in a very little butter as thin as possible ; do not turn them in the pan, but as they are done turn them out one upon the other, sifting sugar between till you have enough. A few seconds is enough to cook each, but they must not be left for a minute till they are served, and should be very hot.

#### 531. RICE PANCAKES.

A quarter of a pound of rice boiled quite tender in milk, pounded in a mortar with a little sugar, nutmeg, and cream ; add four eggs well beaten, mix all together, and fry them like other pancakes.

#### 532. CHEESECAKES.

Beat a quart of milk with eight eggs till it comes to a curd, strain the whey from it, and put the curd, with a quarter of a pound of butter, three eggs, and three spoonfuls of sugar, into a mortar ; beat and mix thoroughly, add half a nutmeg and a little salt. Bake in very light puff-paste cases.



## 533. CURD CHEESECAKES.

Beat in a mortar till it looks like butter a pound and a half of cheese-curd, with ten ounces of butter; add a quarter of a pound of almonds previously pounded with orange-flower water, a pound of sugar, eight yolks and four whites of eggs, and a little cream. It will take a quarter of an hour to incorporate all these ingredients thoroughly. Bake in puff-paste in a quick oven.

## 534. ALMOND CHEESECAKES.

Take six ounces of sweet and three of bitter almonds, and beat them fine in the mortar; add eight eggs well whipped, twelve ounces of loaf-sugar, half a pound of fresh butter carefully melted, and four ounces of ground rice. Mix well together, and beat it up for half an hour. Bake in patty-pans lined with puff-paste in a moderate oven.

## 535. LEMON CHEESECAKES.

The peel of two lemons boiled in two or three waters till tender; pound them with six ounces of sugar; add the yolks of six eggs beaten up well with six ounces of melted butter and the juice of half a lemon. Bake in patty-pans lined with puff-paste in a quick oven.

## 536. ORANGE CHEESECAKES.

Blanch half a pound of sound sweet almonds, and beat them very fine with two spoonfuls of orange-flower water, half a pound of fine pounded sugar, three quarters of a pound of melted butter added when almost cold, eight yolks and four whites of eggs. When well beaten



and mixed, strain it. Boil the peel of a Seville orange till the bitterness is out, pound it fine, and mix with the rest. Bake in very light puff-paste. This is an incomparable cheesecake. Orange, apricot, or pine-apple marmalade may be substituted for the Seville orange-peel.

#### 537. EGG CHEESE.

Take a quart of new milk, add to it sixteen yolks and eight whites of eggs; beat and strain them; then put in a piece of sugar dissolved in water, a large piece of cinnamon, the rinds of a lemon and an orange. Mix well together; and before you set it on the fire, squeeze in the juice of a lemon. Let the fire be slow, and stir with a wooden spoon from the bottom till you see it come to a soft curd; then take it off and put it to drain in a frame. Let it hang two hours, and serve, covering it with the following cream:—A quart of cream, eight yolks of eggs, a piece of sugar dissolved in water, half a spoonful of fine flour, a piece of cinnamon, the rind of an orange and a lemon. Set over a slow fire, whisk till it begins to bubble; take it off, let it get cold, and serve, poured over the cheese.

#### 538. PORTUGAL EGGS.

Take nine eggs and boil them hard; pound them in a mortar with some sugar, a little pounded cinnamon, and nutmeg; add two raw eggs to bind them. Roll the paste, with your hands well floured, into eight or nine round balls; then take half a pint of good cream, put it into a pan with some sugar, a stick of cinnamon or vanille, and the rind of a lemon; add the egg-balls; let



them stew gently over a slow fire, moving the pan occasionally. When you think they are done enough, take them out carefully with a spoon, arrange them on a dish, pour the cream over, and serve.

#### 539. ŒUFS À LA NEIGE.

Beat to a strong froth some whites of eggs, and boil it in milk with a little salt ; cut them all of a size with a spoon, and set them to drain. Boil a pint of cream ; when it is boiling throw in the outer rind of half a lemon, a little sugar, and a very small quantity of salt ; beat the yolks of four eggs with the cream, and let it thicken on the fire, stirring it continually. When thick enough strain through a tammy and pour over the œufs à la neige, which you must previously arrange on the dish they are to be sent to table in. The flavouring of this sauce may be varied with vanille, almond, rose, etc.

#### 540. PÂTE À FRIRE.

Sift half a pound of flour, put it into a dish with two spoonfuls of oil, a little salt, and three yolks of eggs ; moisten it with small beer in such quantities that the paste is not stringy ; work it till it is of the consistency of thick cream ; whip one or two whites of eggs and mix them lightly with the paste. Make it two or three hours before it is wanted ; remember that the lightness of the paste depends upon the whites of eggs being well whipped. The paste may be made with butter instead of oil, and with hot water instead of beer, adding a glass of white wine. The fat taken from the stock-pot makes the best fritters, after that the kidney fat of beef minced.



Fine oil is also good, but hog's lard softens them and prevents their being so crisp.

#### 541. CRÈME PATISSIÈRE.

Break two eggs into a stew-pan, with a little salt and as much sifted flour as they will take up ; mix in a pint of new milk, put it on the fire, stir constantly that it may not stick till you do not smell the flour ; then add a lump of butter the size of a walnut, put it into a dish, and rub a little butter over it that it may not harden on the outside.

#### 542. CRÈME FRANGIPANE.

Take the above crême, add to it a little sugar, a spoonful or two of orange-flower water, and some crumbled macaroons. Mix all well together till it is quite smooth ; then add eggs to it, mixing them in one by one till it is of the consistence of thick soup. To be used for tourte de frangipane, cream tartlets, fritters, etc.

#### 543. GÂTEAU AUX PISTACHES.

Make a crême patissière (which see). Blanch a quarter of a pound of pistachios and of sweet almonds ; pound them together, occasionally adding a drop of water to prevent their oiling. When quite smooth take them out of the mortar, have ready prepared a spoonful of spinach blanched, pressed in butter, beaten and rubbed through a colander : add this to the paste, and put both into the cream, which should have as much flour in it as it will take. Add now three-quarters of a pound of sifted sugar, a teaspoonful of orange-flower water, four whole eggs, six yolks, and a quarter of a pound of melted



butter. Mix all well together. Whip the six whites, mix them in lightly. Prepare a stew-pan by buttering it with clarified butter, drain it and powder it all over with fine crumbs of bread ; put in the mixture and bake it in the oven for three-quarters of an hour. Serve immediately it comes out.

#### 544. GENOISES GLACÉ À L'ITALIENNE.

Put into a sweetmeat-pan five ounces of sugar and five eggs ; mix as for a biscuit ; add a quarter of a pound of sweet almonds beaten, and the same quantity of flour ; butter a baking-sheet, roll the paste the thickness of a crown-piece, lay it on the sheet, and bake of a fine colour in a quick oven. When done you may cut it into any form you please. Clarify a pound of sugar, put the pan into cold water, and gather the sugar ; mix gradually the whites of five eggs well whisked with it ; glaze the tops of the genoises with this, and set them to dry for a quarter of an hour in the stove.

#### 545. GÂTEAU À LA REINE.

Beat a pound of sweet almonds to a paste ; add a pound of sifted sugar, and four whites of eggs, by degrees. When well mixed, it may be cut into what shapes you fancy. Bake in a slow oven, and glaze the same as the genoises.

#### 546. GÂTEAU NAPOLITAINE À LA CHANTILLY.

Weigh one pound of flour, eight ounces of sifted sugar, eight ounces of pounded sweet almonds, and the same of butter ; mix them on the pastry slab with five yolks of eggs, the zest of two oranges rubbed off on a piece of



sugar, and a very little salt. Work all well together. When thoroughly mixed, knead the paste into the form of a rolling-pin, and divide into twelve equal parts. Knead these again into round balls, and roll them out to about seven inches diameter. Cut them all the same size with a circular cutter, prick them all over with a fork, egg them, and lay them on previously buttered baking-tins, and bake them in a moderate oven, keeping them a light colour. When they are done, lay a weight on them to keep them flat, till they are cold; then lay one upon another, with a layer of apricot or other jam between each. The sides and top may be iced with sugar, or decorated according to taste.

#### 547. BABA.

Take half an ounce of salt, five whole eggs, a pound and a half of butter, the same quantity of picked raisins, half that quantity of currants, a little powdered saffron, and a small quantity of yeast. Make a hole in the centre of a pound of flour; put all these things in, and work it with a little warm water to a smooth and not too stiff paste. Rub a saucepan with butter, and put in the baba. If in winter, leave it five or six hours to rise; in summer it will not require so long. When it has risen bake like any other cake in a moderate oven.

#### 548. BEIGNETS DE POMMES À LA BAVARIE.

Pare and quarter some large pippins; lay them to soak in brandy with some fine sugar, cinnamon, and lemon-peel; turn them often, and, when near dinner-time, dry them in a cloth, roll them about in flour, and fry them



tender in hot lard. Dish, and sift over them a quantity of fine sugar, and colour them with a salamander.

#### 549. BEIGNETS DE PÊCHES AU VIN DU RHIN.

These should be made of a fleshy kind of peach, and each cut in two. Put them to soak in some Rhenish wine, with plenty of sugar, some cinnamon and lemon-peel. When ready to serve, dry them, and fry in hot lard, without any flour. Strain the wine into a stew-pan, and boil it to a syrup; add the kernels of the peaches blanched and split, and pour it over the fruit when dished. Any sort of large good fruit may be done in the same way, with the difference only that they should be dipped in a thin batter made with flour and small beer.

#### 550. BEIGNETS DE FRAISES.

Make a batter thus: To two eggs, whites and yolks, well beat, put half a pint of cream thickened with fine flour, sugar, and a little cinnamon. Put the strawberries raw into this batter, and fry them in a pan of hot lard, a spoonful at a time. Dish them in a pyramid, and sift sugar between and over them. Raspberries and other fruit are good done in the same way.

#### 551. BEIGNETS D'ORANGE.

Take four or five sweet oranges, and slice off the peel with a knife; cut them in quarters, and take out the pips; put them on the fire with a little sugar. Mix some white wine, a little flour, a spoonful of good oil, and a very little salt together; it should be of the consistency of thick cream. Dip the quarters of oranges in



this batter, and fry them in hot lard of a good colour ; sift sugar over them and salamander them.

#### 552. BEIGNETS D'ABRICOTS.

Take apricots that are not too ripe ; cut them in two, take out the stone, pare, and put them to soak in brandy for an hour with a little sugar and lemon-peel. A little before serving, drain and dip them into a *pâte à frire* (which see) ; fry them in butter to a good colour, sift sugar over them, and glaze either in the oven or with a salamander.

#### 553. BEIGNETS EN SURPRISE.

Take small rennet apples ; leave the stalks on ; peel and cut them in two near the top ; take out the heart with a round-topped knife ; put them to steep in a little brandy with some lemon-peel and whole cinnamon ; drain and fill them very full with apricot marmalade or *crème patissière* (which see). Mix the yolk of an egg with a little flour, fix the tops of the apples well on with this, that they may look whole ; dip them into *pâte à frire* ; fry, sugar, glaze, and serve.

#### 554. BEIGNETS DE GROSEILLES.

Make a rich paste, and roll out very thin ; brush it all over with egg, and lay the currants, preserved or fresh, down in little lumps on it. Prepare another sheet of paste, and lay over it, pressing well down at the edges, that they may not come out in frying. Make the lard pretty hot, fry of a good yellow colour, dish with fine sifted sugar over them, and glaze with a salamander.



## 555. SPANISH FRITTERS.

Cut the crumb of a French roll into lengths as thick as your finger ; soak them in cream with some nutmeg, pounded cinnamon, sugar, and an egg beaten up in it ; when well soaked, fry them in butter of a good brown, and serve very hot.

## 556. STRAWBERRY TOASTS.

Soak thin long-shaped pieces of bread in cream, lay good red strawberries on them, and fry in butter ; or fry them crisp in butter without soaking the bread, which many prefer.

## 557. PINE-APPLE TOASTS.

Pound the pine-apple to a pulp with some sugar, then spread it neatly on thin pieces of bread ; fry them crisp in clarified butter, and serve.

## 558. PRUSSIAN FRITTERS.

Stew well a dozen of apples, sweeten them sufficiently ; a small bit of cinnamon or a few cloves should be stewed with them. When done enough, set them to cool ; have ready some puff-paste rolled thin and cut into rounds about the size of the top of a teacup ; lay a teaspoonful of the apple marmalade on one of these pieces, brush round the edges with egg, and lay another piece of paste on the top ; press the edges close together, and trim them neatly with a smaller cutter. Proceed thus till you have enough for your dish. Fry them quickly in butter, that they may not become sodden. Arrange them on the dish, after having sifted pounded sugar



over them, and passed a salamander over them on both sides.

559. CROQUETTES DE RIZ À LA FLEUR D'ORANGE.

Take six ounces of picked and well-washed rice ; set it on the fire with three-quarters of a pint of new milk or cream ; when the rice is tender add three ounces of butter, three ounces of powdered sugar, and four yolks of eggs. Mix all well together, and set it again on the fire to acquire some consistence. Flavour it with orange-flower water, or you may use vanille, citron, or any other flavouring you prefer. When the mixture is firm enough take the saucepan off the fire and turn it on to a dish to cool ; when cold take a spoonful of the rice according to the size you wish the croquettes to be, and dip it into some very finely-sifted bread-crumbs, which you have previously prepared ; roll them of a neat shape, and dip them into three eggs well beaten up in a basin, and again into the bread-crumbs ; roll them well, and fry them quickly of a fine clear brown. Just before serving sift sugar over them, and send them up very hot.

560. RICE FRITTERS.

A quarter of a pound of ground rice boiled tender in a very little milk, with a bit of cinnamon, a laurel-leaf, and a small piece of lemon-peel ; when done enough take out the seasoning. Grease a stew-pan with a little bit of fresh butter, put in the rice and stir into it two ounces of sugar and the yolks of two eggs. Work it well over the fire till it comes to a paste, then spread it on a well-floured board ; when cool throw a little flour on it,



cut it in pieces, and roll into small balls or long-shaped rolls; dip them lightly into the beaten yolk of an egg, and then roll them in very fine bread-crumbs; repeat this a second time, then fry them in very hot lard a good brown, shake some powdered sugar over, and serve.

#### 561. GERMAN PUFFS.

Make a smooth batter with three tablespoonfuls of flour and a little cream; beat up the yolks of four and the whites of three eggs, and mix with the batter. Add sugar to taste, a little powdered cinnamon, and a pinch of salt; then melt in a little cream a piece of fresh butter the size of a walnut; let it get cold, and mix all well together. Butter small moulds well, fill them half full, and bake for ten minutes in a moderate oven. Serve with wine-sauce.

#### 562. RICE-CAKES.

Beat up five yolks and one white of eggs, a quarter of a pound of sifted sugar, and a little pounded cinnamon well together; pound in a mortar half an ounce of sweet and four bitter almonds; while pounding add by degrees the eggs, etc.; when sufficiently mixed it should look like thick cream; then add to the mixture a quarter of a pound of ground rice, a large wineglassful of brandy, and a quarter of a pound of fresh butter, melted; pour this when well beaten together into buttered pattypan, and bake about a quarter of a hour.

#### 563. LEMON PUFFS.

Beat the juice of a lemon with half a pound of finely-powdered sugar, adding as you beat it the white of an



egg whipped to snow ; when well beaten add three eggs and the rind of a lemon finely grated, beat again till well mixed. Strew some sheets of paper with sugar, drop the mixture on them, sift a little sugar over, and bake in the oven.

#### 564. DAMPFNUDEL (BAVARIAN).

Take a pound of flour, one ounce and a half of yeast, and rather more than a quarter of a pint of hot milk. Set the paste to work in a warm place the same as for bread. When it has well risen add a quarter of a pound of melted butter, two whole eggs, and four ounces of pounded sugar ; mix and beat the paste well, and let it swell again. When it begins to rise make it with your hands into small balls, and place them on a well-buttered cold dish, then place them in a gentle heat to rise. When they have attained double their original size put them into a hot oven, and when about half cooked pour over a cup of milk sweetened and flavoured with essence of vanille ; finish cooking them, and serve with a sauce of whipped eggs and cream, à la vanille.

#### 565. ZWEIBACH.

Put through a tammy into a bowl half a pound of flour, and set it in a warm place to heat moderately ; while this is doing make half a glass of milk just lukewarm, with a quarter of a pound of butter, some sugar, and a pinch of salt. When this is well mixed add the flour, mixing it well in with the yolks of two and the white of one egg. When well incorporated add a teaspoonful of beer yeast passed through a tammy. The paste should be of a consistency fit to roll with the hands ; if too soft



more flour may be added. Roll the paste into round balls, which when baked should be about the size of billiard-balls. Bake in a quick oven.

---

## PUDDING SAUCES.

### 566. CUSTARD-SAUCE.

Boil together some sugar and cream ; beat up the yolk of an egg, and add it to the boiling cream with a glass of sherry or madeira ; stir well, and serve.

### 567. BRANDY BUTTER SAUCE FOR PLUM PUDDING.

A quarter of a pound of butter to be beaten with a wooden spoon all one way till it looks like thick cream ; then add a quarter of a pound of loaf-sugar (less is better), a glass of sherry, and a small glass of brandy ; mix well with the butter and sugar, adding only a small quantity at a time.

### 568. GERMAN PUDDING-SAUCE.

Just bring to the boil half a pint of white wine, with a little lemon-peel and sugar in it ; beat up well the yolks of seven eggs, and pour the hot wine over them ; whisk it or mill it to a froth, and serve with almost any boiled pudding.

### 569. SABAJONE OR SABAILLON.

Mix eight very fresh yolks of eggs with three glasses of madeira or sherry wine, some sugar, and a little cinnamon. Put all into a saucepan over a quick fire ; do not let it



boil, but beat it constantly till it rises and is of the consistency of thick cream. This is an excellent pudding-sauce, but in Italy it is poured into glasses and eaten by itself, being served at balls, etc.

#### 570. ARROWROOT-SAUCE.

Mix smooth with cold water a spoonful or two of arrowroot, pour boiling water over it, stirring continually till it is smooth and clear ; then put it into a saucepan with a glass of sherry, a bit of lemon-peel, and a little sugar ; heat thoroughly, stirring all the time, take out the lemon-peel, and serve.

#### 571. WINE-SAUCE.

Make some thin melted butter, sweeten it with brown sugar, add a little grated lemon-peel, or a little nutmeg, and two glasses of sherry or madeira ; make it quite hot, but do not let it boil, and serve immediately.

---

### PASTRY.

#### 572. TO MAKE PUFF-PASTRY.

Take rather more butter than flour—about half a pound of flour makes a good dish of pastry. Mix lightly with your hands rather less than half the butter with all the flour, then add some water and mix again, but work it as little with your hands as possible ; roll it out, then put into the centre of the sheet the rest of the butter, and fold it up into six folds ; then roll it out again, and



refold it in the same way ; repeat this three times ; lastly, fold it only in three, roll it once more out, and it is ready to use, and can be cut into any form you please. For shells, tartlets, or patties, it should be about three-quarters of an inch thick ; for puffs, etc., it must be rolled thinner.

#### 573. PASTE FOR RAISED PIES.

Take two ounces of butter and three pounds of flour ; pour on it a pint of boiling water, mix it into a very stiff paste, put it into a covered stew-pan, and set it near the fire to heat for half an hour ; then knead it well, and raise it in a pie or other shape to suit ; wash it well over with egg beaten up ; ornament the sides in any way you choose ; fill it with bran, and bake in a moderate oven of a light brown.

#### 574. PASTE FOR LINING MOULDS OR TIMBALES.

One pound of flour mixed with a quarter of a pound of butter, six yolks of eggs, and a glassful of milk. Mix into a stiff paste.

#### 575. CRISP PASTE FOR TARTS.

To half a pound of flour well dried add half an ounce of loaf-sugar in fine powder ; make it into a stiff paste with half a cupful of boiling cream and an ounce and a half of butter ; work it well, and then add a yolk of an egg.

#### 576. ANOTHER.

A pint of flour, a quarter of a pound of butter, and two eggs, one spoonful of pounded sugar, and a spoonful of cream ; work it well and roll it thin.



## 577. A GOOD TART CRUST TO COVER A DISH.

Rub half a pound of butter in one pound of flour, wet it with as much water as will make a stiff paste, roll it out three times, as thin as a crown-piece. This is a good paste to cover all fruit tarts in dishes.

## 578. BISCUIT PASTE.

One pound of flour, a quarter of a pound of sugar, six yolks of eggs, one wineglassful of milk, worked together into a stiff paste. This is good for tarts baked in pans, or lining moulds. For custards line small moulds, fill them with flour, bake them hard ; when done take the flour out, clean, fill with custard, and bake till set.

## 579. ALMOND PASTRY.

Make some square thin pieces of puff-paste, pound some sweet and a few bitter almonds very small, mix them with the white of an egg and a little sugar ; spread this upon the pieces of pastry, and bake them in an oven till they are as crisp as possible.

## 580. MADALEINE CAKES.

To one tablespoonful of flour add four of cream and three yolks of eggs, with two spoonfuls of pounded sugar ; put it on a slow fire, and just let it come to a boil, then set it aside to cool. Have ready some puff-paste rolled as thin as a half-crown. Cut the piece in half, and on one spread the above preparation pretty thinly, then cover it with the other half. Glaze it with egg spread with a brush ; bake in a quick oven, and when it is done cut



it into equal-sized pieces the shape of an ordinary spongecake. Sift coarsely-powdered sugar over them, and glaze with a salamander, so that they may look candied on the top.

#### 581. FRANGIPANE.

A quarter of a pint of cream, four yolks of eggs, two ounces of flour, two or three almond-cakes crumbled, four tablespoonfuls of sugar, a little grated lemon-peel, a small quantity of candied peel cut fine, a teaspoonful of brandy, and a very little nutmeg. Set it upon a gentle fire, give it a boil, and stir that it may not become lumpy. Prepare either a square, oval, or round shape of puff-paste, rolled to the thickness of half an inch ; put in the mixture, lay bars of paste across it, glaze, bake in a quick oven, and salamander before serving.

#### 582. ANOTHER FRANGIPANE.

Take six bitter and a handful of sweet almonds ; pound them as fine as possible in a mortar, add a quarter of a pound of powdered sugar, a tablespoonful of flour, the yolks of two eggs, half a lemon-peel grated fine, one spoonful of orange marmalade, and a little nutmeg ; mix all together with half a pint of good cream. Line a baking-tin with a thin light paste, laying a thicker bit round the edge, put in the preparation, and bake in a moderately hot oven. About half an hour should do it.

#### 583. CUSTARD TART.

Cover a tart-pan with puff-paste ; stew some apples very soft, then rub them through a sieve, sweeten them to



taste, and put them in the paste ; make a custard with half a pint of cream or good milk ; set it on to boil with a laurel-leaf, a bit of lemon-peel, and an ounce and a half of loaf-sugar ; when it boils stir in the yolks of three eggs, stir till thick, and pour it over the apples. Beat the whites of ten eggs to a very stiff froth and spread it over the custard, sift fine sugar on to it, and bake in the oven for about twenty minutes. Marmalade or fruit tarts of any sort may be made in the same way.

#### 584. ORANGE TART.

Pare off the rind, quarter and remove the core of a dozen and a half of China oranges ; boil them in a little sugar and water about three minutes, and lay them on a sieve to drain. Take the juice that runs from them and the liquor they were boiled in and boil it to a syrup ; put the oranges in for a minute or two, but without boiling them ; then lay them in the shape of crust, which must be previously baked. Just before serving pour the syrup over the oranges.

#### 585. RASPBERRY TART À LA CRÈME.

Roll out some puff paste thin ; line a pattypan with it ; put in some fine ripe raspberries, and strew fine sugar over them ; put on a lid of paste, and bake in the oven. When done enough cut it open and put in half a pint of cream well beaten with the yolks of two eggs and a little sugar.

#### 586. GÂTEAU DE POMMES.

One pound of fine sugar boiled to a syrup, one pound of



apples cored and peeled, some lemon-peel, and the juice of one lemon, or more if necessary, to be boiled over a slow fire in a saucepan without a lid on it till the apples fall and become smooth, and of a proper consistency; then put it in a mould, and serve cold with the following:—

#### 587. BURNT CREAM.

Make a rich custard of cream and eggs, boiling lemon-peel in it, but no sugar. When cold, pour it over the *gâteau de pommes*, sift a good deal of sugar over, and brown the top with a salamander.

#### 588. APPLES À LA PORTUGAISE.

Take eight or nine of the best and largest apples, peel and core them, put them in a pewter dish with a little water, set the dish in the oven, fill the core with sugar. When they are baked enough, serve with either lemon, orange, apricot, or pine-apple marmalade poured over them.

#### 589. APPLES WITH CREAM.

Pare the apples and cut them in four, take out the core, put them to stew with a little water and sugar in a saucepan. When they begin to fall take them off the fire. In another pan put four yolks of eggs, a spoonful of flour, a pint of good cream, and a little sugar. Set the pan upon a slow fire, and keep stirring the cream continually, taking care it does not boil for fear of curdling it. When done enough, add a glass of madeira or sherry. Arrange the apples in the dish, and pour the sauce over.



## 590. POMMES AU RIZ MÉRINGUÉ.

Stew pared and cored apples in a saucepan over a slow fire, with a little bruised ginger, three or four cloves, a bit of lemon-peel, and some brown sugar. Boil a quarter of a pound of rice with a pint of milk or cream, an ounce of butter, two ounces of sugar, and half a lemon-peel grated; make it stiff enough to put round a dish. Put the apples in the centre, pour a custard over. Beat the whites of eight eggs to a stiff froth, which will take half an hour; place this over all, sprinkle with sugar, and bake in the oven a nice light brown.

## 591. APPLES WITH JELLY.

Take the largest apples you can get, peel and cut them in half, remove the core, and hollow them out a little, put them in a broad saucepan nearly full of water, turn them occasionally in the water, and when they are pretty soft take them out, drain and place them on the dish with the hollow side uppermost. When they are cold fill them with the following apple-jelly:—Take twenty golden pippins, pare and quarter them, leaving in the cores; put them in a pipkin with a pint of spring water, and boil them till they are tender and sink to the bottom, then rub them through a colander. To every pint of the juice put half a pound of fine sifted sugar, and set it on to boil as fast as possible. When it begins to jelly, put in the juice of two lemons and a little cinnamon. The rind of a pine-apple boiled with the jelly is a great improvement.



## 592. FASTNACHTS KRAPPEN.

This is a German cake which is eaten on Shrove Tuesday, as pancakes are in England ; it is very good, and is made in the following manner :—Take a pint of lukewarm milk, six ounces of butter, two ounces of sugar, six yolks of eggs, and two ounces of yeast. Mix all this well together with as much flour as will make a paste, just stiff enough to roll out ; then with a round cutter cut out cakes about the diameter of an orange, and an inch and a half thick ; put them on a board in a warm place to rise, and then fry them in hot lard from five to ten minutes, so that they may acquire a nice brown colour ; drain them on blotting-paper to free them from fat, sprinkle them with sugar, and serve very hot. It is usual before they rise to open them and introduce a spoonful of jelly or marmalade, and to glaze the outside with egg.

## 593. ALMOND PASTE.

Blanch and pound one pound of Jordan almonds very fine, adding a spoonful of orange-flower water while pounding, to keep them from oiling ; add three-quarters of a pound of fine sifted sugar ; stir it together over a gentle fire to dry off the moisture ; when it becomes a stiff paste take it out of the pan and put it into pots to keep. It is useful for many things, iceing of cakes, etc.

## 594. ALMOND CUPS.

Roll out some of the above paste, and form cups of it in moulds ; bake them in a slow oven, and fill with whipt cream, custard, or preserves.



## 595. CHARLOTTE DE POMMES AUX ABRICOTS.

Take a dozen rennet apples, or more if your mould is a very large one ; cut them in quarters, peel and put them into a pan with a lump of butter, a small piece of cinnamon, the peel of half a lemon, and a little pounded sugar. Stew all this together over a very brisk fire, but do not allow them to burn ; when the apples are nearly done, take them off the fire, mix them with half a pot of apricot marmalade, and then put them into the mould, which you will previously have arranged, with thin slices of bread dipped in melted butter ; cover apples with similar slices of bread, and bake the charlotte in a moderate oven of a fine rich brown ; serve very hot and crisp. The mould should be rubbed all over with clarified butter, and the slices of bread-crumbs may be cut in any shape you please, but the neatest way is with a plain round cutter ; dip each piece in melted butter, and lay them in the mould with the edge of one just resting on the other piece like fishes' scales. Take care that the bread is not cut too thick, and bake it very crisp.

## 596. CALF'S-FOOT JELLY.

Put six calves' feet into six quarts of water, set them on the fire, and boil eight hours, when it should be reduced to four quarts ; strain and carefully remove all the fat ; whisk up twelve whites of eggs with a pound and a half of coarsely-pounded sugar, the juice of ten lemons and the peel of two, and a small stick of cinnamon ; add the stock from the calves' feet to this while warm, boil it up for a quarter of an hour, then put it in half a pint of



white wine ; boil it up once more, and let it stand for ten minutes covered up in the pan, then strain through a jelly-bag two or three times till it runs quite clear, and put it into a mould, which place on the ice or in a cool place to set. A very good nourishing jelly may be made of neats' feet, omitting the wine and using only four lemons.

#### 597. SPONGE JELLY OR JELLY À LA RUSSE.

Take a pint of calves'-feet jelly ; just melt it ; whisk it over some ice till it looks like thick cream ; fill a mould with this, and when cold turn it out.

#### 598. PUNCH JELLY.

Add half a teacupful of brandy, and the same of rum, to a pint and a half of calves'-feet jelly ; put it in moulds, and ice.

#### 599. CLARIFIED ISINGLASS.

Break the isinglass in pieces with a hammer, wash it in several waters, and to four ounces add six pints of water, which reduce by boiling to one-third, skimming it meanwhile carefully ; strain through a silk sieve, and it is ready to use for jellies or creams.

#### 600. JELLY OF ORANGE FLOWERS AND CHAMPAGNE.

Take a handful of orange-flowers, put the leaves of them in fresh water in a pan, set them on the fire, and give them one boil ; drain and throw them into clarified syrup ; boil them again in this a minute or two, take them off, and when nearly cold add five or six glasses



of champagne, a little melted isinglass, and the juice of two lemons. Mix well together, and pass it through a double tammy; shake it well, and pour it into china cups; set them in three pounds of ice which you have previously beaten fine and placed in a convenient vessel that will hold eight or nine cups; cover them with a sheet of paper, and leave them to get firm. When ready, wipe the cups and dish them. The jelly should not be too stiff, but delicate and shaking. If, however, it is wished to set it in a mould, more isinglass must be added or it will fall. Other flowers may be used in the same way, and maraschino noyau, etc., substituted for champagne.

#### 601. PINE-APPLE JELLY.

Cut the best part of a pine-apple either in slices or rounds, rather thicker but of the size of a crown-piece; boil these and the rind in clarified sugar, with the juice of two lemons, then add some ready prepared isinglass; strain the whole through a jelly-bag, and pour the jelly into the mould to the depth of a quarter of an inch, then set the mould on the ice to freeze. When the jelly is firm lay slices of the best part of the pine-apple, in any design you please (taking care that they are dry), on the jelly, sticking them together with a little more jelly, which you must allow to set on the ice before filling the mould. As soon as this is firm fill it up, and surround the mould with ice.

#### 602. CHERRY-JELLY IN MOULDS.

Boil Morello cherries till they come to a pulp, which will be in about twenty minutes; strain them through a



jelly-bag ; bottle and cork it till wanted for use, then heat as much as you require, sweeten to taste, and add an ounce and a half of melted isinglass. Strain through a jelly-bag into a mould, and set it in a cool place or on the ice till wanted to serve.

#### 603. ORANGE-JELLY.

Take twelve oranges ; cut each in two ; squeeze them through a silk sieve into a dish ; rub the peel of three of the oranges off on a lump of sugar, and scrape off all the yellow part, which gives the jelly a fine flavour ; break half a pound of sugar into small pieces ; put it in a pan ; beat the white of half an egg up with water till it gets white, and add it to the sugar ; let it reduce till it begins to bubble, then pour in the juice of the oranges. The heat of the sugar will clarify the jelly. Do not let it boil, but as soon as you perceive a yellow scum, skim the jelly, and pour it through a jelly-bag. Boil an ounce of isinglass in three-quarters of a pint of water for two hours, and when the jelly is nearly cold mix it with it. When the jelly is cold, *but not before*, pour it into a mould to set. Lemon-jelly is made in the same way, but requires rather more sugar.

#### 604. ORANGE SPONGE JELLY.

Dissolve two ounces of isinglass in one pint of water, and strain it through a sieve ; add the juice of two China oranges, four Seville oranges, and one lemon, with about half a pound of fine sugar ; whisk it till it looks like a sponge, put it into a mould, and when set turn it out.



## 605. APPLE-JELLY.

Reduce two pounds of juicy apples boiled with a teacupful of water, rub them through a sieve, add half a pound of sugar, the juice of two and the peel of one lemon. Have ready half an ounce of isinglass boiled in half a pint of water to a jelly, add it to the apples, and boil all together ; strain it, take out the lemon-peel, and pour it into your mould ; set it in a cool place. If half an ounce of isinglass is not enough to stiffen it, more may be added ; but as little as possible should always be used. Pine-apple is an excellent addition.

## 606. RED STRAWBERRY-JELLY.

To a pint and a half of calves'-foot jelly add, when melted, two spoonfuls of cochineal ; arrange whole strawberries in the mould ; pour in the jelly ; when cold and set turn it out. Other fruit may be done in the same way.

## 607. RASPBERRY-JELLY.

Put the fruit into a mortar, with a sufficiency of sugar to sweeten it ; mix together, and add a little water. When all the juice is extracted pass it through a jelly-bag, add isinglass to stiffen it (the quantity depends upon how much fruit you have), then put it into a mould, with ice over and under. No salt must be mixed with the ice. When set, turn it out. Do not bruise the fruit too much, or the small seeds will spoil the flavour. Strawberry and currant may be done the same.



## 608. JELLY AND MIROTON OF PEACHES.

Cut a dozen peaches into halves, peel them gently, and boil them a short time in a thin syrup. If the peaches are very fine you may leave them almost raw. Break the stones, peel the kernels, and throw them into the hot syrup with the fruit; leave the peaches to soak in the syrup about an hour, and then use them as follows:—Drain the peaches on a sieve, squeeze into the syrup the juice of six lemons; pass this through a jelly-bag; when very clear put some clarified isinglass into it. Choose a plain mould, and pour some into it, and set it on the ice; when quite firm drop the peaches on to the jelly, and lay the kernels between; pour some more jelly over, and let it freeze; then fill the mould gently, and again put it on the ice. A great quantity of ice, with some salt, should be round the mould, as this jelly is very delicate and extremely liable to break.

## 609. CRÊME AU GELÉE.

Take half a pint of jelly and half a pint of cream; the jelly must be warm; whip them well together, till it is about milk-warm; put it into a mould, and set it in a cool place. If ice is to be had, it should be placed on it, and also whipt in ice. It may be flavoured with maraschino, noyau, or any other flavour preferred.

## 610. FLEMISH CREAM.

Three-quarters of a pint of thin cream, the yolks of six eggs, a small quantity of lemon-peel, a teaspoonful of arrowroot, one laurel-leaf, and as much loaf-sugar as will



sweeten it to taste ; set it over a slow fire in a saucepan, and keep stirring till it boils ; strain through a sieve, and stir again till it is cold to prevent its getting lumpy ; add to it a glass of madeira, then beat the whites of the six eggs very light, and stir them in. Put it in a mould, and set it in a cool place or on the ice till it is served.

#### 611. DUTCH CREAM.

Break ten yolks of eggs into a stew-pan, with four glasses of white wine, a little cinnamon and lemon-peel ; stir it over a slow fire till it becomes thick ; have ready melted half an ounce of isinglass and a pint of cream, well whipt. Mix the isinglass and eggs together, and stir them round till quite cold ; then add the cream, and put the whole in a mould to set on the ice or in a cool place.

#### 612. ITALIAN CREAM.

Take a pint of thick fresh cream ; whip it well ; add half a handful of fine sugar, the juice of half a lemon, and three tablespoonfuls of madeira ; dissolve half an ounce of isinglass in a little water, and strain it into the cream, then put it in your mould. A little less isinglass in winter will be sufficient.

#### 613. PLOMBIERE.

Take one pound of sweet almonds and four ounces of bitter ; pound them fine together, and put them into a stew-pan with one pound of fine lump sugar, a quart of single cream, and twelve yolks of eggs ; turn on the fire



till thick, pass through a tammy, and when cold freeze like any other ice. Twenty minutes before serving work into it half a pot of apricot jam, and as you serve lay the rest of the jam on the top, or put it in the centre. It should be dished rough, not put in a mould.

#### 614. QUEEN MAB'S PUDDING (COLD).

Take one pint of cream, one ounce of isinglass, one ounce of mixed citron and lemon-peel, two ounces of preserved cherries, and sugar to taste ; add half a wineglassful of brandy ; mix well, pour it into a mould, and ice.

#### 615. LEMON-CHEESE.

Take a quart of cream just on the turn, rasp the rinds of two lemons, and squeeze their juice into the cream ; whip with a whisk always the same way for about twenty minutes ; take a sieve, on which lay a piece of fine muslin large enough to contain the whipped cream ; pour the cream on to it, place the sieve on a hollow dish that the whey may run off, and let it stand twenty-four hours. You can sweeten it to taste while whipping.

#### 616. PRESERVED PINE-APPLE CREAM.

Take a teacupful of syrup of preserved pine-apple, and the juice of two lemons, two ounces of sugar, and four slices of pine-apple cut in small dice ; mix with this an ounce of isinglass boiled for half an hour in half a pint of water ; whisk all together till nearly cold, then add a quart of well-whisked cream ; mix well, and put it into your mould,



which set on the ice or in a cool place. Ginger cream of preserved ginger may be made in the same way.

#### 617. ORANGE-CREAM.

Boil the rind of a Seville orange very tender ; beat it fine in a mortar ; add to it a spoonful of the best brandy, the juice of a Seville orange, four ounces of loaf-sugar, and the yolks of four eggs ; beat all together for ten minutes ; then by degrees pour in a pint of boiling cream ; beat it till it is cold ; put it into custard cups or glasses ; set them in a deep dish or pan of boiling water to stand till cold. If preferred in a mould, half an ounce of isinglass dissolved in a very little water must be added with the cream. This is excellent !

#### 618. COFFEE-CREAM.

Boil a calf's foot in a quart of water till it reduces to a pint of jelly, clear of sediment and fat ; make a tea-cupful of very strong coffee, clear it with a bit of isinglass that it may be perfectly bright ; pour it on the jelly, and add a pint of very good cream ; sweeten to taste ; give it one boil up, and pour it into your mould.

#### 619. STRAWBERRY, RASPBERRY, OR CURRANT CREAM.

If the fruit is fresh pulled, take equal weights of fruit and sugar ; then clarify the sugar and put in the fruit ; let them boil till the sugar has quite penetrated the fruit ; when cold, take two or three spoonfuls of it and whisk it up with a pint of cream ; then take some of the whole



fruit picked, and mix a few spoonfuls with the whisked cream ; stiffen with a little isinglass, and put it in a mould.

#### 620. SACK-CREAM.

Boil a pint of cream, the yolk of an egg well beaten, three spoonfuls of white wine, a little lemon-peel and sugar, over a gentle fire ; stir it till it has the consistency of thick cream ; then take it off, and continue stirring till cold. Serve in cups or glasses.

#### 621. CRÊME AU THÉ VERT.

Boil a pint of cream and the same of milk, into which throw a pinch of salt and some sugar ; when the cream boils, throw three spoonfuls of the best green tea into it ; give it a boil ; add the yolks of ten very fresh eggs ; keep constantly stirring it on the fire till the cream becomes thick, but mind that the eggs are not over-done ; then add some melted isinglass ; pass it through a tammy, and put it in the mould, which set in ice. When you wish to make the cream more delicate, let it get cold, and before you put the isinglass in, set it in a vessel over ice, and whip it when quite frozen ; add some cold melted isinglass. This method requires less isinglass, and the cream is lighter.

#### 622. ORANGE-FLOWER CREAM.

Boil half a pint of cream with a handful of fresh orange-flowers, and let the cream cool ; strain and mix with a pint of thick cream ; keep whipping it over ice till it is quite thick ; add half an ounce of melted isinglass ; put it into a mould and surround it with ice.



## 623. MILLE FRUIT CREAM.

Take a spoonful each of preserved strawberries, raspberries, apricots, currants, greengages, ginger, pine-apple, gooseberries, plums, and orange-peel cut small; add an ounce of isinglass boiled in half a pint of water for half an hour, and three ounces of sugar; whisk till nearly cold, then add a quart of cream whisked to a froth. Mix well and put in a mould, which surround with ice.

## 624. CARAMEL-CREAM.

Take a quarter of a pound of lump-sugar; put it in a sugar-pan with three tablespoonfuls of water; set it on a stove fire till it becomes burnt brown and tastes rather bitter; have ready a quarter of a pint of boiling cream, which pour into the sugar; strain it through a fine sieve into a basin, and let it cool a little; take six yolks of eggs and mix with the cream; put it in a stew-pan over the fire, and whisk it till it becomes thick, but be sure it does not boil, otherwise it will curdle and spoil. Now put it back into the basin, and add warm as much melted isinglass as will make it stiff enough for a mould (about half an ounce). Stir it with a wooden spoon, or whisk till nearly cold; have ready a pint of whipt cream to mix with it; sweeten to taste; and immediately put it into the mould.

## 625. CLOUTED CREAM TO EAT WITH TARTS.

Take four pints of new milk; set it on a clear fire, and stir it now and then; whenever it begins to boil take it



off, and put it into broad flat dishes to cool ; stir it about in the dishes for some time after it is turned out of the pan ; set it in a cool place and let it stand twenty-four hours. It is excellent to eat with all sorts of fruit tarts, and may be served with cream poured over it.

#### 626. VELVET-CREAM.

Take a little syrup, lemon, orange, or pine-apple ; put two or three spoonfuls of it in the bottom of a dish ; heat some new milk lukewarm ; pour it on the syrup ; put in as much rennet as will set it, and cover it over till ready.

#### 627. TO FREEZE ICES.

Make them according to the following receipts ; put them in the freezing-pots, cover them with the lid, and prepare the natural ice in the following manner :—Pound it small, and with about eight pounds of ice mix one pound of salt ; bury the freezing-pots in this ; then take the lids off them, and work the fruit or other ice in them with a wooden spattle, scraping it from the sides and mixing well till it is sufficiently frozen to hold together. If the ice is to be made in a shape, fill the mould quite full, shaking it so as to avoid air-holes ; put it in the ice in the same manner, and let it stand half an hour. To turn it out, dip it in cold water, take off the ends of the mould, then dip it again, and gently touch it with a spoon, when it will come out. If it is to be served in china ice-pails, take it out with a spoon, arrange it in the pail, and put ice underneath.



## 628. TO CLARIFY SUGAR FOR ICE.

To three pounds of sugar add half a teaspoonful of the white of egg whisked together with a quart of water ; when melted, let it boil, and skim it carefully. When no more scum rises, it is fit for use.

## 629. STRAWBERRY WATER-ICE FROM FRESH FRUIT.

Pick the strawberries from their stalks and rub them through a sieve ; then take fine pounded sugar and mix with the pulp till it is smooth and the thickness of cream ; add a little lemon-juice to freshen it and give it more the flavour of fresh-picked strawberries.

## 630. PEACH WATER-ICE.

Take fresh peaches and rub them through a hair-sieve ; to whatever quantity of pulp you have add the same of clarified sugar, half as much water, and lemon-juice sufficient to make it as near the original flavour of the fruit as possible.

## 631. CHERRY WATER-ICE.

Take good fresh Duke cherries, and pick them from their stalks ; then pound them in a mortar and break the kernels ; lay them on a sieve, drain the juice from the pulp ; then add to the quantity of juice you have half as much water, pouring it over the pulp in the sieve to get out what juice may remain, and the same quantity of clarified sugar ; pass the juice through the sieve again, and add a small quantity of lemon-juice.



## 632. ORANGE WATER-ICE.

Choose three rough rind oranges, and rub them on a piece of sugar till all the zest is off; then scrape all the sugar where they have been rubbed off, and squeeze the juice of the oranges and of six lemons on to it; add to the quantity of juice half as much water, and the same of clarified sugar.

## 633. PINE-APPLE WATER-ICE.

Grate and pound one pound of fresh pine-apple; add a pint of clarified sugar-syrup, the juice of two lemons, and half a pint of water; pass the whole through a sieve; cut three slices of pine-apple in small dice, mix with the rest, and freeze.

## 634. NOYEAU WATER-ICE.

Take half a pint of lemon-juice, half a pint of sugar-syrup, a quarter of a pint of water; mix together and freeze; then stir in one glass of noyEAU and four whites of eggs whisked up to a strong froth. Maraschino may be made in the same way.

## 635. LEMON WATER-ICE

Is made the same as orange water-ice, but the zest of two lemons is sufficient.

## 636. BARBERRY WATER-ICE.

Pound ripe barberries; beat them, and rub them through



a sieve ; to a pint of the juice add the same quantity of syrup and half a pint of water ; then freeze.

#### 637. FRONTIGNAC GRAPE WATER-ICE.

Squeeze out the juice of the grapes through a sieve, and to four spoonfuls of grape-syrup add half a pint of lemon-juice, a pint of clarified sugar-syrup, and half a pint of water ; mix together and freeze.

#### 638. PUNCH-ICE.

Rub the rinds of two lemons off on sugar ; take a pint of lemon-juice, the same of syrup, and half a pint of water ; mix all together and freeze it hard ; then add a teacupful of brandy and one of rum ; mix well together, and then stir in the whites of six eggs whipped to a very stiff froth.

#### 639. RED CURRANT WATER-ICE.

Squeeze the currants through a sieve ; to a pint of the juice add half a pint of syrup and a quarter of a pint of water. White and black currants may be made the same.

#### 640. PLAIN ICE-CREAM.

Take good thick fresh cream ; sweeten it with a very little sugar ; then put it in the freezing-pot ; take a whisk and whisk it well together ; freeze it in small oval shapes, like an egg or a plum, and serve to eat with strawberries or other fruit.



## 641. COFFEE-ICE.

Two ounces of the best whole coffee, four yolks of eggs, a quart of cream, and sugar to sweeten it to taste ; mix all together, and set it on to boil ; stir till nearly cold ; when you take it off, pass it through a sieve, and freeze. The coffee-berry may be either roasted or green ; if green the ice will look nearly white, which is usually preferred.

## 642. GREEN TEA ICE-CREAM

Is made as above, and with the same proportion of ingredients.

## 643. BROWN BREAD ICE-CREAM.

Cut brown bread in thin slices ; dry it crisp before the fire, and sift it through a sieve ; to a quart of plain ice-cream, made as above, add a teacupful of the bread-crumbs ; mix well together, and freeze.

## 644. RATAFIA BISCUIT CREAM.

Two ounces of ratafia, the yolks of two eggs, and a pint of cream ; boil all together, pass through a sieve, and freeze.

## 645. CUSTARD ICE-CREAM.

A quart of cream and five eggs, whisked together, with a little sugar ; boil it, stirring all the time, with the rind of two lemons cut fine ; strain it, stir till nearly cold, and freeze. The same mixture is very good served unfrozen in cups, as custard.



## 646. CHOCOLATE CREAM-ICE.

Shred one cake of chocolate ; dissolve it with three ounces of sugar, a quart of cream, and three yolks of eggs ; boil, and then whisk till cold, and freeze.

## 647. PINE-APPLE CREAM-ICE.

Grate one pound of fresh pine-apple ; add half a pint of syrup, a pint and a half of cream, and the juice of two lemons ; rub through a sieve ; cut two slices of pine-apple into small dice ; mix with it, and freeze.

## 648. PINE-APPLE JAM-ICE.

To a pound of jam add a half a pint of good cream, and mix it together ; rub it through a hair sieve, and add as much lemon-juice to it as will make it near the flavour of the fresh fruit. All jam-ices, such as strawberry, raspberry, and apricot, may be made in the same way.

## 649. ORANGE-FLOWER CREAM-ICE.

Chop an ounce of fresh candied orange-flowers fine ; add three ounces of sugar, four yolks of eggs, one quart of cream, and two spoonfuls of orange-flower water ; boil ; take it off, and whisk till cold, then freeze.

## 650. CHINA ORANGE-CREAM.

Rub the rinds of six oranges on sugar, and scrape it off ; add the juice of two lemons, three ounces of sugar, and



a pint and a half of cream ; rub all together through a hair sieve, and freeze. Lemon may be made in the same way.

#### 651. GINGER CREAM-ICE.

Take four ounces of preserved ginger ; cut it in small pieces ; two spoonfuls of ginger syrup, four yolks of eggs, and a pint and a half of cream ; let it boil, then whisk together till cold, then freeze.



## BAKING.



### BREAD, BISCUITS, CAKES, ETC.

#### 652. YORKSHIRE METHOD OF MAKING YEAST.

One ounce of hops boiled in a gallon of water for twenty minutes; let it stand till lukewarm; mix gradually with this half a pound of flour, and cork it up for three days. Before using bruise a few potatoes very fine, stir them into the yeast, and set it before the fire to work for a few hours before it is to be used. A pint is sufficient for a stone of flour. When once this yeast is made, some of the old should always be kept to mix with the new, when it need only be corked up for thirty-six hours.

#### 653. OTHER METHODS.

Boil one pound of good flour, half a pound of brown sugar, and a little salt, in two gallons of water, for an hour; let it cool till it is lukewarm, then bottle, and cork it close. It will be fit for use in twenty-four hours. One pint is sufficient to make eighteen pounds of bread.

#### 654. AN EXCELLENT YEAST.

Boil five English pints of soft water; take a large breakfast-cupful of ground malt, mix it in a basin with a little of the boiling water, let it stand for a quarter of an hour,



then put it into the pan with the rest of the water and two ounces of hops ; let it boil twenty minutes, strain it into a large jar, and add to it by degrees, that it may be well mixed, a pint of flour. Let it stand till it is about milk-warm, and then pour into it a bottle of yeast. Let it stand ten hours in a warm place, when it may be bottled and is fit for use. This yeast must not be kept in too cold a place. In making bread you must use at least two-thirds more than of common yeast. There cannot be a better method.

#### 655. TO CLARIFY YEAST.

Take a quart of yeast ; put it in two gallons of cold water ; let it remain one night. By the next morning the yeast will have fallen to the bottom. Drain off the water, and any yeast that may be floating on the top. Your yeast will now be white and sweet. When it is to be used, mix about half a handful of bran with it, and then strain from the bran through a sieve into the flour you are going to make your bread of. This makes it perfectly sweet.

#### 656. TO MAKE FINE BREAD OR ROLLS.

To three pounds of flour add one pint of warm milk and a quarter of a pint of clarified yeast ; stir it thinly into part of the flour, and leave it all night. Next morning warm another pint of milk ; add it to the flour and yeast, stir it round a few times, and then work in lightly the rest of the flour ; let it remain half an hour, then make up your rolls. Let them rise till they are quite light, and bake in a hot oven. This paste for loaf-bread should be made somewhat stiffer than for rolls.



## 657. EXCELLENT BREAD.

Fourteen pounds of flour, four eggs, a pint of yeast, and enough lukewarm milk to make it into a dough the thickness of hasty pudding; leave it two hours to rise; sift over it some fine salt; work enough flour into it to make the dough of a proper consistence; make into loaves, and bake in a quick oven.

## 658. A PLAIN LOAF OF BREAD.

Half a peck of the best seconds flour, one teaspoonful of salt, three tablespoonfuls of yeast, and a pint and a half of water, allowed to rise, and baked, makes one good large loaf of bread.

## 659. TO MAKE BROWN BREAD.

Take thirty pounds of flour and forty pounds of bran, or seventy pounds of flour only once bolted or sifted, so that merely the coarser bran is removed. Into forty-two pounds of this mix a quart of good thick yeast previously strained through a hair sieve (if thin it will require more); then stir in with a spoon a sufficient quantity of lukewarm water to make a proper dough, not too stiff. It makes two loaves more, and still better bread, if you use bran-water instead of plain water. It is made by boiling five pounds of coarse bran in rather more than four gallons of water, so that when boiled perfectly smooth you have three gallons and three quarts clear bran-water. Leave the dough to stand two hours; if it does not rise sufficiently, add two teaspoonfuls of coarse brown sugar. When it has risen, add a pint of salt dissolved in plain



or bran water, according as you have made your bread (this and the bran water must both be strained), and the rest of the flour. Work it well for an hour—the coarser the flour the more working it requires ; cover it up, and leave it to stand at least two hours more. Next lay it on a table (it is better if near the fire), and alternately work it with your hands and roll it out with a rolling-pin for a little while ; then shape it into two round pieces



for loaves of this shape. Wet the sides that are to be joined with a little water, and make a hollow with the hand in the upper part. See that the oven is properly cleaned and heated, and put the bread in, where it should remain about two hours. Keep the oven closed otherwise the bread will crack.

#### 660. VERY GOOD BREAD.

Take a peck of the best flour, two quarts of milk and water, mixed half-and-half, together with a teacupful of yeast and a little salt ; make a hole in the flour ; pour it in, and stir all well up with a wooden spoon ; set it in a warm place, and let it stand till you think it has sufficiently risen, which is usually in from two to three hours ; then work it up lightly, and let it stand two minutes before you put it in the oven ; bake according to your judgment, but it generally takes an hour and a half.

#### 661. AERATED BREAD.

One pound of flour, ninety drops of muriatic acid, seventy-five grains of carbonate of soda, seventy grains of salt, and half a tumbler of water ; mix the salt and



soda together ; stir the flour, in small quantities at a time, slowly and thoroughly into the salt and soda ; then add the water and acid, kneading as quickly as possible together (half a minute should do it) ; then put it at once into the oven.

#### 662. FRENCH ROLLS.

Take a quarter of a peck of flour, a teacupful of yeast, as much warm milk, with an ounce of butter in it, as will mix them not very stiff ; add one egg. Cover the dough with a clean flannel, and let it stand to rise ; when risen, if for making smooth French rolls, add an ounce more butter ; if for rasped ones, use as it is ; bake them on a tin in a quick oven, leaving the door open till they are brown on one side, then turn them, and close the oven-door (a quarter of an hour will do them). They should be rasped immediately, or they will turn soft. The same dough is good for other rolls, and if a little sugar is added, and currants or carroway seeds, makes excellent buns.

#### 663. SALLY LUNNS.

Two pounds of flour, two ounces of butter, and one ounce of sugar ; rub them well together ; take four tablespoonfuls of yeast, mixed with a little warm water ; set the yeast to rise, and when it rises a little, beat up with it a gill of cream and some milk (or all milk, if new, will do), and the yolks of four eggs. Warm this a little ; add to it the dough, and work it all together ; the dough must not be quite so stiff as bread dough. Mould it with your hands in small round cakes ; lay them on an iron baking-plate to rise, in a warm place ; bake them in not



too hot an oven. They will take about an hour, and are eaten cut open and buttered. After they are buttered they should be closed and returned to the oven for a minute or two.

#### 664. BATH CAKES.

Rub half a pound of butter into a pound of flour ; add a spoonful of good yeast ; and with some warm cream work all into a light paste ; set it by the fire to rise. When you make them up, work in four ounces of carraway seeds, keeping some to strew on the tops. Make them in round cakes the size of a bun. Bake them on tins, and serve hot.

#### 665. CHELTENHAM CAKES.

Six pounds of flour, a quarter of a pound of butter, the yolks of two eggs, and a teacupful of yeast ; mix all together with some warm milk ; set it to rise for an hour ; make into round cakes ; let them rise again ; and bake in a moderate oven for ten minutes or a quarter of an hour.

#### 666. BREAKFAST CAKES.

A pint of flour, two eggs, one spoonful of yeast, and as much cream as will mix it up light ; make it up into cakes ; let them rise an hour, and bake in a moderate oven.

#### 667. WHIGS.

Rub a quarter of a pound of butter into a pound and a half of flour, very fine ; beat three eggs together with two spoonfuls of yeast ; add a pint of milk ; mix well, and strain through a sieve on to the flour ; beat all together



till quite smooth ; cover it over, and let it stand three hours at a little distance from the fire ; then stir in half a pound of sugar and half a pound of currants ; cover it over again, and let it stand an hour ; bake them in tins, which fill half full, and stand them before the fire for an hour to rise. A quarter of an hour in a quick oven is sufficient to bake them.

## 668. BUNS.

Mix a quarter of a pound of butter with a pound of flour ; beat up the yolks and whites of two eggs in half a pint of new milk, and add a quarter of a pound of sugar and a tablespoonful of yeast ; mix this with the flour, and work all well together ; drop it out of a large spoon in a round form on tin plates, and when it has risen, bake. This quantity should be sufficient to make eight buns.

## 669. BARN BREAK (IRISH).

The dough of half a quartern loaf, two ounces of carraway seeds, six ounces of sugar, four eggs, and a quarter of a pound of butter ; work it all up together with as much flour as will make it a fit consistency to bake ; this will take half an hour to do ; make it into a round cake or loaf, and bake.

## 670. MUFFINS. \*

Take four pounds of fine flour, two pints of warm milk, two eggs well beaten, a little salt, and four spoonfuls of new yeast ; mix all together, and beat it up well with your hand ; set it before the fire to rise ; make the



muffins round with the bottom of a plate well floured ; flour them on both sides, and bake on an iron plate in the oven.

#### 671. ANOTHER RECEIPT FOR MUFFINS.

One pound of flour, two tablespoonfuls of yeast, mixed with as much warm water as together will fill a teacup ; set it up to rise and fall ; then beat it to a thick batter till it draws out as you take it up. Make the muffins round with a knife and spoon ; roll them well in flour ; let them lie a few minutes, and bake on an iron plate. When they are quite done they will rattle on being knocked.

#### 672. CRUMPETS.

A pound and a half of flour, three pints of milk, two spoonfuls of yeast, two fresh eggs ; mix the milk just warm with it ; beat the whole into a batter ; let it stand till it rises in blisters to the top, and bake on a polished iron baking-sheet with a rim to it.

#### 673. CRINGLES.

Rub a quarter of a pound of butter in one pound of flour and two ounces of sugar ; take half the dough, and set it to rise, with two spoonfuls of yeast and a quarter of a pint of milk ; when risen add the rest of the dough to it, with two eggs and a quarter of a pint more milk ; make it up into a light dough ; roll it out the thickness of a finger ; twist it up in the shape of figures of eight, rings, or fingers ; let them rise on the tins before baking ; when done brush them with sugar dissolved in milk, and sprinkle a few small bits of sugar on the top.



## 674. GERMAN ROLLS.

Half a peck of the finest flour, and as much new milk as will make it into dough ; mix it with half a pint of yeast and half an ounce of sugar, and set it to rise ; when risen add an ounce of butter melted, and two eggs beaten up in it ; make the dough into rolls ; put them to rise in a warm place, and bake on buttered tins in a brisk oven for twenty minutes.

## 675. RUSKS.

One pound of flour, one ounce of butter, one ounce of sugar, one egg, four spoonfuls of yeast, and as much warm milk as will make the whole into dough ; roll it out, and cut it into cakes the size you wish ; set them before the fire a quarter of an hour before you bake ; put them into the oven, and when they are just coloured take them out and split them ; return them to the oven, and bake till they are quite brown.

## 676. FRENCH RUSKS.

Take a clean copper pan, and break into it a pound weight of yolks of eggs ; add a pound and a half of pounded sugar, and with a large wooden spoon stir them well together for ten minutes ; to this put two pounds of flour and two handfuls of carraway seeds, and mix well ; roll out the paste in a roll about fourteen inches long, and six or seven thick ; lay three sheets of paper on a baking-plate, put the roll of paste on it, and flat it down with your hand. It should be an inch thick in the middle, and thin at the edges. Do not bake them too



much, or they will not cut without breaking. Damp the paper to remove them from it, and with a sharp knife cut out the rusks about a quarter of an inch broad and a finger long ; lay them flat on a wire baking-plate ; put them again into the oven, so as to make them quite crisp and dry, and they are done.

#### 677. BRIOCHE.

A quarter of a pound of flour, two spoonfuls of yeast ; let it rise for half an hour ; then take three-quarters of a pound more flour, and rub into it half a pound of butter and a little salt ; now mix eight eggs with it, and work it till it looks quite like cream ; add this to the flour and yeast ; mix them well together, and set it to rise gently for three or four hours ; butter the mould well ; put in the brioche ; let it stand in a warm place an hour longer ; bake in a moderate oven. An hour is generally sufficient.

#### 678. DES ECHAUDIÉS.

To a pound of flour add six eggs well beat, half a pound of butter, and two spoonfuls of yeast ; mix thoroughly ; roll them in pieces about the size of an apple ; put them into boiling water for two or three minutes ; take them carefully out with a skimmer ; drain them, and put them on a tin in the oven. In three or four minutes they will be done enough.

#### 679. BREAD CAKE.

Two pounds of the best flour, a quarter of a pound of moist sugar, one ounce of carraway seeds, two eggs, a



quarter of a pound of butter, a pint of milk, and two tablespoonfuls of yeast; let it rise like ordinary bread, and bake about an hour in a moderate oven. Currants may be used instead of carraway seeds.

#### 680. A DIET LOAF.

Beat a pound of eggs with a pound of sifted sugar till it looks quite thick and white; then add a little ginger and cinnamon, powdered, some carraway seeds, and one pound of dried flour; butter a mould, and bake it.

#### 681. A GINGERBREAD LOAF.

To a pint of treacle add six eggs well beat up, two pounds of flour, and twelve ounces of fresh butter beat to a cream; half a pound of brown sugar, half a pound of orange-peel cut into small pieces, two ounces of ground ginger, and one of ground cloves; mix all these ingredients together, and the more it is beat up the lighter it will be. When ready for the oven put it into a tin shape, with buttered paper round the loaf; do not allow the oven to be too hot. It should be baked about an hour. To know if it is thoroughly done put a knife into the cake; if it comes out clean it is done enough. Leave it in the mould till cold.

#### 682. NUREMBURG GINGERBREAD.

Beat the whites and yolks of eight eggs, together with one pound of finely-sifted sugar, for half an hour; mix with this the peel of a lemon cut very thin, and minced fine, and a tablespoonful of ground spices in the proportion of two parts of cinnamon and one part each of



cloves and cardamoms ; a tablespoonful of finely-cut candied orange-peel, half a pound of blanched and roasted almonds sliced small, and one pound of fine dry flour ; all to be thoroughly mixed together, made into cakes about eight inches long by four wide and two thick, spread on wafer paper, and baked in a quick oven.

#### 683. GINGERBREAD WITHOUT BUTTER.

Mix with two pounds of treacle a quarter of a pound each of candied ginger, orange and lemon peel, all sliced very thin, half an ounce of carraway seeds, half an ounce powdered ginger, and as much flour as will mix it into a soft paste ; lay it on tin plates in convenient-sized cakes, and bake in a quick oven.

#### 684. HONEYCOMB GINGERBREAD.

Rub together half a pound of flour, a quarter of a pound of butter, a quarter of a pound of moist sugar, a teaspoonful of ground ginger, one each of allspice and cinnamon in powder, the rind of one lemon grated, and as much treacle as will make it into a paste to spread very thinly on tins ; bake it gently while hot ; cut it in squares, and roll it over a stick like wafers till cold. Keep them in a dry place, or they will lose their crispness.

#### 685. GINGERBREAD NUTS.

One pound of butter rubbed fine in three pounds of flour ; add to it a pound of fine-sifted sugar, an ounce of carraway seeds, an ounce of ginger, and a grated nutmeg ; mix all well together with a pound and a quarter



of treacle ; make it into a stiff paste, and form into nuts or little cakes ; bake on paper in a slack oven till quite crisp. The quantity of spices may be increased if liked. They are excellent.

#### 686. GINGER CAKES.

Half a pound of flour, three ounces of Lisbon sugar, three ounces of butter, half an ounce of ginger, and the yolks of two eggs mixed with either cream or milk ; then dropped on tins or paper and baked in a slack oven.

#### 687. RICE CAKE.

Beat twelve yolks and six whites of eggs with the grated peel of two lemons ; mix one pound of ground rice, eight ounces of flour, and one pound of fine-sifted sugar ; beat it up with the eggs by degrees for an hour, with a wooden spoon ; butter a pan well, and put it in at the mouth of the oven, which should be a gentle one. An hour and a half will bake it.

#### 688. OAT CAKES.

A quarter of a pound of butter to two pounds of oat-meal, then add as much water as will just work them together, but the less the better, and hot water is best ; roll them out with a rolling-pin as thin as possible. One side should be done on the girdle and the other on the toaster. Oat cakes may also be made without any butter, mixed with hot water, and a pinch of salt added. As little water should always be used as possible, for it makes them flinty.



## 689. BARLEY-MEAL SCONES.

Put a pan full of milk on the fire, and when it boils stir in barley-flour till it is as thick as possible ; add a little salt, and roll them out as thin as you can ; bake them on the girdle, but do not keep them too long on it as it makes them tough.

## 690. YORKSHIRE CAKES.

Three pounds of flour, a pint and a half of warm milk, four spoonfuls of yeast, and three eggs ; beat the whole well together, and let it rise ; then form the cakes round ; place them on the baking-tins and let them rise again before putting them in the oven, which must be of a moderate heat. Five ounces of butter may be warmed with the milk and added if preferred.

## 691. BALLOON CAKES.

Mix two tablespoonfuls of yeast with four of cream ; add to it six of flour ; make it into a light dough ; set it to rise in a warm place ; roll it out very thin ; cut it into round cakes and bake on tins for four minutes.

## 692. SAVOY BISCUIT OR CAKE.

Half a pound of very fine dry flour, one pound of dry pounded sugar, fourteen very fresh eggs , rasp over the sugar the peel of two oranges or lemons ; put the sugar again to dry ; break the eggs, separating the yolks from the whites. Be very careful to see the eggs are fresh, as one bad one would spoil all. Put the sugar with the yolks, and beat them together with a wooden spoon ;



beat the whites to a firm froth, then mix with the yolks, and sift the flour through a hair sieve over them. Mix gently with the whip. Butter a mould, and powder it over with sugar; put the biscuit in the mould—a little at a time, to prevent its blistering at the top; put some ashes on a baking-dish, and put the mould over this in the oven. The heat must be moderate. About an hour is sufficient, but be careful not to remove it till it is done.

### 693. SPONGE-CAKE.

To one pound of flour finely sifted take twelve good fresh eggs; break the eggs into a pan, whisk them over a cool stove till milk-warm; whisk for about a quarter of an hour, or till they are quite thick and light; then stir in by degrees the flour, but not till the eggs are cold; add the grate of two lemon peels; bake in whatever shape or shapes you please, in a quick oven.

### 694. SUGAR BISCUIT.

One pound of eggs, one of sugar, and one of flour. The sugar must be sifted fine, and mixed carefully with the eggs; then stir in the flour, previously well dried; drop them in rounds on paper, bake, and glaze on the top with sugar.

### 695. NAPLES BISCUITS.

One pound and a half of Lisbon sugar put into a pan with three-quarters of a pint of water and a small cupful of orange-flower water. Boil the sugar with the water till quite melted, then break twelve eggs, yolks and



whites together, and whisk them well together. Now pour the Lisbon syrup, boiling hot, in with the eggs, whisking all the time as fast as you can, and continue till it is cold and set. Then mix in as lightly as possible one pound and a half of flour; lay two sheets of paper on the baking-plate; make the edges stand up about an inch and a half high; pour the batter in, sift powdered sugar over, and put it the oven, but do not leave it a minute for fear it should burn. When baked, take it out in the paper; let it stand till cold; then wet the paper till it comes off with ease, and cut the cake what shape and size you like. It may also be baked in tins.

#### 696. BISCUITS À LA CUILLIÈRE

Are made of the same mixture as Savoy biscuits. Use a silver teaspoon to shape them; fill the spoon, and drop the batter on paper, pulling it along so as to make it about three inches long and half an inch wide; with your fingers spread it a little wider at both ends than in the middle; sift sugar over them, and bake in a moderate oven. When done cut them hot off the paper.

#### 697. LITTLE SHORT-CAKES.

Rub into a pound of dried flour four ounces of butter, four ounces of pounded sugar, one egg, and a spoonful or two of thin cream to make it into a paste; roll them out thin, and cut with a wine-glass into round cakes. Currants or carraways may be added to them.



## 698. LUNCHEON CAKE.

One pound of flour, six ounces of butter, half a pound of sugar, half a pound of currants, one egg, a pint of milk, and three tablespoonfuls of baking powder. The egg and milk should not be added till the cake has risen and is ready to be put into the oven.

## 699. PITCAITHLEY BANNOCK.

Dry before the fire one pound of fine flour; then melt half a pound of butter, and mix it well with the flour. Add two ounces of almonds blanched and thinly sliced, two of candied orange-peel cut fine, two of sugar, and the same of carraway comfits. Knead all well together, and bake an hour in a slow oven.

## 700. POTATO BISCUITS.

Rub potatoes through a sieve; take half a pound of this and mix with a pound of flour, a pinch of salt, and as much butter as will enable you to roll the paste out into rounds the size of a saucer; knead all well together, and bake in a quick oven.

## 701. MARATHON BISCUITS.

Rub into a pound of flour three ounces of butter, a pinch of salt, and some sugar; then make it into a paste with new warm milk; add a tablespoonful of yeast; knead it quickly; let it stand an hour; and bake in a quick oven.



## LIQUEURS, CUPS, &c.

---

### 702. ORANGE BRANDY.

Take ten fine China oranges, two pounds of the finest white sugar, a little cinnamon, and one gallon of best pale brandy; put all into a stone jar and stir gently every day with a large wooden spoon, so as not to bruise the oranges, for six weeks; then filter through a layer of cotton wool covered with a piece of fine flannel, which must be well scalded, and bottle in pint bottles.

### 703. CURAÇOA.

Two quarts of brandy to a pound and a half of brown sugar-candy, and an ounce and a half of fresh Seville orange-peel pared as clean from any white as possible; let them infuse six weeks in an earthen jar, stirring every two or three days till the sugar-candy is dissolved; filter through blotting-paper, and bottle.

### 704. LEMON LIQUEUR.

Pour four bottles of the best brandy into an earthen jar with a cover, and add to it a pound and a half of fine sugar pounded, the juice of sixteen lemons, and the peel of the same, cut clean from the white; pour on this two quarts of milk boiling hot; stir well together, and



let it stand in the jar, covered, for eight days, repeating the stirring every day ; filter and bottle it.

#### 705. CHERRY BRANDY.

Pick a stone of black cherries clean from their stalks and bruise them well, then strain the juice through a flannel bag ; pound the stones till they are all broke, and put them into a stone jar ; pour over them brandy enough to cover them, and set it in a pan of water on the fire till it boils, then strain it also through the bag ; pour a little boiling water over the pulp of the fruit ; strain it off, and add to it two pounds of lump-sugar ; boil and skim it, and when cold add it to the juice. The juice of two quarts of raspberries added to it is also an improvement. Make it as strong with brandy as you like, and put the whole into a stone jar ; shake it every now and then for three or four days ; let it settle four more, when it is fit to rack and bottle, and then for immediate use. Another method is to stone twenty pounds of black cherries, bruise the stones in a mortar, and put them and the cherries into two gallons of the best brandy in an earthen jar ; let it stand forty days well covered, then rack it off, and bottle. Morello cherries are also excellent for making cherry brandy.

#### 706. CURRANT BRANDY.

Gather black currants when the sun is hot ; pick them clean from the stalks ; put them into a stone jar, and to every six pounds of fruit add a pound of fine sugar pounded and sifted ; fill the jar up with brandy ; cork it



up close for three or four weeks ; shake the jar once or twice a-day, then strain and bottle it.

#### 707. RATAFIA D'ABRICOTS.

Take twenty-five apricots cut into pieces ; break the stones ; take out the kernels ; peel, and crush them in a mortar ; put all together into a jar with half a pound of sugar, eight cloves, some cinnamon, and a quart of brandy ; stop the jar very close ; let it infuse three weeks ; shake it very often ; pass through a straining-bag, and bottle. Peaches are very good done in the same manner.

#### 708. NOYEAU.

Take a handful of the young sprouts of the peach-tree ; pour over them two quarts of brandy ; let it stand three days to extract the fine flavour of the leaves, then take them out and add to the brandy two quarts of clarified sugar, and a quarter of a pound of bitter almonds, blanched and cut small ; let it stand six weeks, then strain and bottle. Another method is to beat all together in a mortar half a pound of apricot kernels with the skins on, two drachms of cinnamon, six cloves, two ounces of coriander seed, and four pounds of the finest sugar ; infuse all this in four quarts of the best brandy in an earthen jar with a narrow mouth, not too closely corked, for a month, often shaken, and exposed as much to the sun as possible ; then strain and bottle. These liqueurs are very useful for flavouring jellies, creams, etc.



## 709. RATAFIA DE FRAMBOISES.

Take six pounds of raspberries ; pick them, and put them in a jar with twelve quarts of brandy, two drachms of cinnamon, and one of mace bruised ; dissolve three pounds of sugar in three quarts of water ; add this to the rest ; mix, and leave it for fifteen days to infuse, shaking it from time to time ; pass it through a bag, and bottle it.

## 710. RATAFIA DE FLEURS D'ORANGE.

Put twelve ounces of fresh orange-flowers into a stone bottle or jar with twelve quarts of the best brandy ; cork it well, and leave it to infuse for two days. Take three pounds and a half of sugar, dissolve it in two and a half pints of water ; drain the orange-flowers from the brandy, and mix the infusion with the sugar ; pass it through a bag, filter through paper, and bottle it.

## 711. RATAFIA DES QUATRE FRUITS.

Take five pounds each of morello and duke cherries, the same quantity of currants and of raspberries ; all must be ripe, but particularly the cherries ; break them all up separately, and mix them in an earthen pan ; leave them in this, stirring them occasionally for five hours ; after that press them through a fine sieve, and to every pint of juice allow a pint of brandy and half a pound of sugar ; mix well together, and put it in a stone bottle ; let it stand for a month, stirring or shaking very often ;



then let it clear, and draw off gently all the liquid while it runs clear; pass the remainder through a bag till it also is clear; add it to the other, and bottle.

#### 712. CIDER CUP.

Cut the peel of a lemon very thin; put it into a cupful of boiling water; add a few lumps of sugar, a pint of sherry, madeira, or malaga, and two bottles of cider, a sprig or two of borage, and some cucumber; to be well iced.

#### 713. CIDER CUP.

A bottle of cider, two glasses of brandy, half a pint of water; add to it some sprigs of borage, balm, a small bit of verbena, some slices of cucumber, and sugar to taste; then ice. Some add a quarter of a pint of green tea.

#### 714. BEER CUP.

A quart of beer or ale, a glass of brandy, a spoonful of brown sugar, some borage and burnet, the peel of a lemon, a little nutmeg, and a few slices of apple.

#### 715. CLARET CUP.

One bottle claret, one pint of spring water, two glasses of sherry, a few sprigs of balm, burnet, borage, and one of verbena, the peel of a lemon, and a little sugar; let the whole stand in a jug two hours; strain off clear, and ice it for four hours. A cucumber sliced is also a very good addition.



## 716. CLARET CUP.

One bottle of light claret, one glass of brandy, one lemon peeled thin, half a pint of water, a little sugar, a sprig or two of borage, and some slices of cucumber ; to be well iced. Another cup, which is very light and good, is, one bottle of claret, one of soda-water, a little sugar, and a slice or two of cucumber with the peel left on.

## 717. NUREMBURG PUNCH.

Strain through a fine sieve, upon three-quarters of a pound of loaf-sugar, the juice of two good-sized oranges ; add a little of the rind, cut very thin ; pour upon this a quart of boiling water, the third part of a quart of good old Batavian arrack, and a bottle of hot but not boiling red or white French wine—the former is perhaps the best. Stir all well together, and taste the result.

## 718. COLD PUNCH.

Rum and brandy, of each three-quarters of a pint, the peel of six lemons steeped four hours, the juice of one with sherry enough to make it up to a pint ; pour all this on one pound of white sugar ; add three pints of cold water and one pint of boiling milk ;—the whole to be well mixed, strained through a jelly-bag, bottled, and iced. It keeps well, and is rather the better for it, but may be used the same day.

## 719. PUNCH À LA ROMAINE.

Five pounds of the best lump-sugar, two pints of the clearest spring water, the juice of eight oranges and five



lemons ; put all together into a stew-pan, and simmer till well clarified ; when cold put in an ice-pail, and when well frozen add the whites of six new-laid eggs whisked to a froth ; beat the whole together, and just before it is served add four tablespoonfuls of the best Jamaica rum. This will make a sufficient quantity for ten persons. The juice of the oranges and lemons should be strained through a fine sieve, and it is an improvement if the eggs are added before it is iced.

#### 720. RUM PUNCH.

One lemon, one glass of rum, thirteen glasses of water, either hot or cold, and sugar to taste ; squeeze the lemon and pare it thin, mix well with the sugar and water, and then add the rum.

#### 721. GLASGOW PUNCH.

One bottle of old rum, five bottles of water, two large lemons, half a pound of sugar ; a little of the lemon-peel to be pared thin and put into the rum, the water to be well boiled, and the punch made hot.

#### 722. PUNCH AS MADE AT THE BLACK TAVERN, BRISTOL.

One small ladleful of lemon-juice, to which, if to be had, add the juice of one lime, two small ladlefuls of old rum, and to this, if for cold punch, add a quart of fresh cold spring water ; if for hot punch, the same quantity of boiling water. Add to each bowl half a lime or a little lemon-peel.



## 723. PRINCE REGENT'S PUNCH.

Take half a pint of boiling water, to which add the peel of half a lemon cut very thin, and about two ounces of double-refined sugar ; let this stand a few minutes, then put in a bottle of dry champagne and a gill of the best arrack ; mix the whole well together, and ice for an hour before it is required. It should not be taken out of the ice for more than five minutes before it is used, and then should be kept in a cool place.

## 724. BRANDY PUNCH.

Half a pint of water, the peel of two lemons cut very thin, three-quarters of a pound of fine lump-sugar, a little cinnamon, nutmeg, and mace, two or three cloves ; let them simmer till the water tastes strong enough of the spices ; strain, and add a bottle of the best brandy and the juice of two lemons ; make it very hot ; pour it into a bowl, and set fire to it ; let it burn five minutes, and serve.

## 725. SABENGOU.

The yolks of five eggs, five ounces of sugar, a breakfast-cupful of sherry, half a wine-glassful of brandy ; beat the eggs and sugar well together before adding the brandy and sherry ; then put the whole into a pan and whisk it well over the fire till it boils ; take it off the fire at once, and drink it hot.

## 726. MULLED WINE.

Boil any spices you like in water until the flavour is



extracted ; add an equal quantity of port wine with sugar, lemon-peel, and nutmeg to taste.

#### 727. GINGER WINE.

To ten gallons of water add thirty pounds of loaf-sugar ; boil and skim it for half an hour ; when cold add a little yeast, and put it into a cask, adding for every gallon four ounces of bruised ginger, the juice and rind of two lemons, and twelve pounds of raisins chopped very small ; stir all this well together for three or four days ; when it has done working add ten quarts of good brandy ; stop the cask up close ; let it stand three months, when it will be ready for bottling.'

#### 728. ANOTHER.

To ten gallons of water put three-quarters of a pound of the best ginger, two dozen lemons, nine pounds of sugar, and two gallons of the best brandy. The peel of only one dozen of the lemons is to be used. Put all this in a cask ; shake or stir it frequently for three days, then bung it up ; let it stand for six weeks, and then bottle it.

#### 729. CURRANT WINE.

To every gallon of water add two quarts of currant-juice, and to each gallon of this liquor three pounds of sugar. Put it into a cask, and allow it to stand three weeks to ferment, then take it out and rinse the cask well with cold water ; add a quarter of a pound more sugar to every gallon of the wine, and at the same time to every six gallons an ounce of isinglass. Put it back in the



cask to work for three weeks more, then add to every six gallons of wine one quart of good brandy, and close up the cask ; it should stand at least six months before it is bottled. If made with white currants, it closely resembles champagne, and a pint more juice to the same quantity of water should be used. The currants should be picked clean from the stalks, slightly bruised, so as not to break the seeds, and the juice strained through a hair sieve. This is an excellent receipt.

#### 730. GREEN GOOSEBERRY WINE.

Pick from the stalks and bruise the gooseberries, and to every pound of them add one quart of water ; let it stand three days, stirring twice a-day ; then strain it ; and to every gallon of juice put three pounds of loaf-sugar ; barrel it, and to every five gallons of the wine allow a bottle of brandy and a piece of isinglass ; bung the cask, and in six months, if the sweetness is gone off, but longer if not, bottle it.

#### 731. RASPBERRY VINEGAR.

Mash two quarts of raspberries ; put them in a dish, and cover them with white wine vinegar ; let them stand twelve hours or more, then run the juice through a jelly-bag ; to each pint allow two pounds of sugar, which you have previously pounded, melted in a little water, and clarified with the whites of four eggs. When it boils, skim it well, and add it to the juice. Let the whole boil half an hour, and when cold, bottle ; cork, seal it over, and keep in a cool dry place.



## 732. RECEIPTS FOR GINGER BEER.

To ten gallons of water put twelve and a half pounds of lump-sugar and three-quarters of a pound of ginger, broken in a mortar; set this on to boil for twenty minutes with the whites of ten eggs, and skim it well during the time; then pour it into a tub to cool, and add to it the thin rind of twelve lemons; then cut all the white part off the twelve lemons, slice them, put them into a barrel, and when the beer is cold, pour it over them; add two spoonfuls of yeast; let the barrel stand in a cool place, and when the beer has done working put in a little isinglass to clear it; bung it up, and in a few days it is ready for bottling, and fit to drink in a week afterwards.

## 733. ANOTHER.

To five gallons of water add seven and a half pounds of lump-sugar and five ounces of ginger; boil the whole one hour; peel six lemons very thin, and squeeze the juice over it; add this to the liquor when cold; spread half a teaspoonful of yeast on a toast; put it into a cask with the beer, and let it stand in a cool place twenty-four hours; then stop the barrel close, first removing the toast; in six weeks it will be ready to bottle, and in a fortnight after to drink. The bottles should stand on end.

## 734. GINGER POP.

One pound of loaf-sugar, one ounce of cream of tartar, one ounce of ground ginger, one gallon of boiling water; mix together; when nearly cold add one spoonful of yeast; strain and bottle it; tie the corks down, and in six hours it is fit for use.



## 735. WHITE SPRUCE BEER.

To ten gallons of water put eight pounds of lump-sugar ; boil them together for half an hour ; skin it well all the time ; pare twelve lemons as thin as possible ; pour the boiling water on the rind ; cover it up and let it stand till cold ; then squeeze in the juice of the twelve lemons ; now mix well into it three bottles or pots of essence of spruce and half a pint of good yeast ; put it into a cask and let it work four days, taking care to fill it up as it works over (for which purpose you must keep a little back when filling the barrel) ; at the end of four days draw off a little ; dissolve an ounce of isinglass, and put it into the barrel ; stir it up well with a stick ; bung it close ; let it stand a few days to fine, and bottle it off.

## 736. GINGER BEER MADE WITH MOLASSES.

To ten quarts of water add a pint and a half of molasses and four ounces of ground ginger ; put the ginger in a pitcher and fill it with boiling water ; let it stand twenty-four hours ; then mix the molasses and ginger together, and add as much boiling water as will dissolve the molasses ; stir the whole well together, and put it in the cask ; when the cask is half full add a pint of yeast ; then fill it up to the top ; let it stand six days, then bottle it, and in eight more it will be fit to drink.

## 737. HERB ALE.

Take three pounds of water-cresses, twenty ounces of dandelion roots, twelve ounces of juniper berries, and twenty-four drops of wormwood ; mince all well together



quite small, and put them in a brown linen bag ; which place in six pints of beer-wort to steep for forty-eight hours ; then take a four-gallon cask of ale, draw off as much as will leave room for the infusion ; when quite fine, bottle it, and in each bottle put a piece of orange-peel. This is very wholesome, and very pleasant to drink.

737\*. MAITRANK.

This, which is a most popular drink all over Germany, should be made of a bottle of light Rhine or Moselle wine, into which you infuse for an hour a large handful of "woodroffe," a sweet-smelling plant, which is common enough in England, growing in almost every wood—in German it is called "Waldmeister ;" add a couple of lumps of sugar, and ice it well. The woodroffe, after it has infused for about an hour, should be removed, and only a few fresh sprigs added to float about on the top—some should be in each glass served. It is excellent, and supposed to be peculiarly wholesome. Care must be taken to use only the leaves of the plant, which has a small white flower. On the Rhine it is usual to add some strawberry and a few black-currant leaves, and almost everywhere a slice of orange is served floating in each glass ; but it is far better with nothing but the wine, sugar, and woodroffe, well iced.



## PICKLING AND PRESERVING.



### 738. INDIAN PICKLE.

One gallon of vinegar, and a quarter of a pound of garlic, half a pound of salt, a quarter of a pound of ginger, two ounces of white mustard-seed, two teaspoonfuls of cayenne pepper; mix all well together; lay any vegetables you wish to pickle, such as onions, cauliflowers, French beans, radish pods, gherkins, capsicums, etc., in salt for three days; then put them into the pickle-bottle, and cork, and in three weeks they will be fit for use.

### 739. HOT PICKLES.

One gallon of vinegar, two pounds of mustard-seed, one pound of long pepper, one of black pepper, two pints of Chili vinegar, a bottle of Cayenne pepper, six pieces of horse-radish the size of an egg, sliced, and two cloves of garlic. All these ingredients must be well boiled, and put in a jar till it cools; then put in enough turmeric to colour it with, or cover the jar till the pickle is quite cold, when you must boil it again; have ready prepared the different vegetables you mean to pickle—cabbages, cut cauliflowers, and French beans, shoots of young elder, celery, radish roots, apples, cucumbers, etc. These should be dried some days previously in the sun. If dusty,



they must be cleaned by pouring boiling vinegar over them ; take them out, drain, and let them lie a night ; then put them into the pickle, and tie the jar or bottle down with a bladder. If, after some months, you find there is not sufficient vinegar, pour off the pickle, and boil it up again with a quart of plain and a pint of Chili vinegar, adding another ounce of mustard-seed. These receipts are for a large quantity ; but if smaller, the same proportions must be observed.

#### 740. PICKLE FOR HAM OR TONGUES.

Boil twenty pounds of salt in two gallons of water, skimming it well ; then add one pound of saltpetre, three pounds of sugar, one ounce of cloves, the same each of mace and allspice, two ounces of whole pepper, garlic, shallots, thyme, and bay-leaves ; boil it for a quarter of an hour, then put it by to cool ; when cold pour into oval crocks ready to receive the tongues or ham. The tongues should be well cleaned before putting them in by rubbing them with common salt, and laying them on a sloping board to drain for a night. This is a very good receipt.

#### 741. HAMBURGH PICKLE.

Four gallons of water, six ounces of common salt, four ounces of saltpetre, eight ounces of brown sugar ; boil it well and strain it. When cold you may put in beef, mutton, pork, or tongues. Mind that the meat is covered with the brine ; and in nine or ten days it will be fit for use, but it will keep in the pickle quite good



for two or three months. The pickle should be reboiled and strained once a month.

#### 742. AMERICAN PICKLE.

To eight pints of cold spring water add seven pounds of large salt, half a pound of saltpetre, and one pound of treacle ; mix all well together, and it is then fit to receive the meat—pork, beef, or tongues. In this pickle they never get hard. It will keep good three or four months, according to the quantity of meat that is put into it.

#### 743. TO CLARIFY SUGAR FOR PRESERVING.

Allow to every pound of sugar half a pint of water, and to every two pounds the white of an egg ; beat the eggs up well, and mix them among the water ; then put in the sugar, and let it stand to soften a little before you set it on the fire ; stir it after the pan is on the fire till the sugar is quite dissolved ; when it comes to a boil, and the scum rises fast, throw in a little cold water, and let it continue to boil till it rises again, then take the pan off ; let the sugar settle a little, and skim it, letting the scum run through a hair sieve into the pan, so that nothing but the dross remains ; set the pan again on the fire, and when it comes to a boil add more cold water, which makes a second scum rise ; treat it the same way as the first, and it is ready for use. The terms in sugar-boiling are first a “small blow,” which is when it bubbles if blown through a skimmer ; five minutes more makes it a “strong blow ;” in four minutes it becomes a “flutter ;” and in five minutes after a “crack,” which is



ascertained by dipping a stick in cold water, then in the sugar, and again in the water, when the sugar which adheres should slip off and crack between the fingers. One minute's more boiling makes it caramel, when the pan should be taken off the fire, and stood to cool for a minute in water; if allowed to boil longer, the sugar becomes burnt, and is unfit for use.

#### 744. DRIED FRUITS.

Take fresh-gathered peaches; cut out the kernels; put them on a tin in the oven just as the bread comes out; when about half-done take them out, flatten them, and replace them till done sufficiently. Plums may be done in the same way, choosing those that fall from the trees. Apricots the same as peaches. Pears should be peeled, taking care to leave on the stalks; then put them with the peel in a large pan full of water, boil them till they begin to soften, and then dry in the oven as the others.

#### 745. TO PRESERVE CURRANTS AND GOOSEBERRIES.

Have ready some perfectly dry clean bottles; cut the currants from the larger stalks, and drop them gently into the bottle; to each bottle allow a quarter of a pound of pounded sugar; tie bladder over the bottles; set them in a saucepan up to the neck in water, and let them boil half an hour, and remain in the water all night. Gooseberries the same: keep them in a cool place. Almost all fruit and young peas may be preserved in the same way. The bottles are better if kept in sand with the cork downwards; they should be carefully corked and rosined.



## 746. TO PRESERVE PLUMS FOR TARTS.

Put the plums into a narrow-mouthed stone jar, and to every twelve pounds of plums allow seven pounds of raw sugar ; strew it among the plums as you put them in the jar ; tie up the mouth of the jar with several folds of paper, put them in a cool oven, and let them stand till the sugar has thoroughly penetrated the fruit, when they will be done enough, and the bottles must be corked close, and tied over with bladder.

## 747. TO PRESERVE CUCUMBERS.

Lay a dozen large green cucumbers in a pickle of salt and water for two days ; then take them out and put them in plenty of fresh water for other two days, with a plate on the top of them to keep them down. Cover the bottom of a pan with vine leaves (cabbage will do), lay the cucumbers on them and cover with more leaves ; set the pan on the fire and give them a scald ; take the pan off, and let them stand till almost cold ; repeat the scalding and cooling till the cucumbers begin to look green, then take them out, drain them, put them in a pan with water and leaves, and boil them three minutes ; take them out carefully ; make a slit in the flat side with the end of a teaspoon ; scrape out the pulp and seeds ; dry the cucumbers between the folds of a cloth ; fill them with white pepper, a little mace, some sliced ginger, and some thin parings of lemon ; tie them round with a fine packthread to keep in the seasonings ; clarify a thin syrup of double-refined sugar, and when it is nearly cold pour it over the cucumbers, and keep



them covered for two days ; then strain, reboil the syrup, and when cool again pour it over them. Repeat this five times every two or three days, or till the cucumbers look quite transparent. Take them out of the syrup, and put into a rich syrup, which you will have meanwhile prepared, adding the juice of four lemons. Put them into jars, cover with paper dipped in brandy, and tie them down close.

#### 748. TO IMITATE GINGER.

When white cos lettuce is beginning to run to seed cut off the stalks, and peel all the stringy part off them till only the heart is left ; then cut in pieces about the size West India ginger usually is, and throw the pieces into water as you cut them ; wash it well ; have ready some sugar and water, in the proportion of a pound of sugar to five pints of water ; add a large spoonful of pounded ginger, and boil the whole together for twenty minutes ; let it stand two days and boil again for half an hour ; repeat this five or six times, always leaving it in the same syrup, then drain it on a sieve and wipe it with a cloth. Prepare a fresh syrup, with as much raw ginger in it as will make it taste quite hot ; boil the mock ginger in this two or three times, till it looks quite clear and tastes as hot as India ginger ; put it then in pots ; when it is cold tie it close down. If this is done with care it is difficult to detect the mock from the real ginger.

#### 749. APPLE GINGER.

Pare and cut twelve pounds of apples in round pieces ; add to them eight pounds of fine-sifted white sugar and



four ounces of pounded ginger ; let them stand forty-eight hours ; then put all into a preserving-pan, and boil till the apples look clear ; pot them, and tie bladder over the top of the pots. It is better if the ginger is only bruised and put into a muslin bag, to be afterwards taken out ; but you must then use nearly double the quantity of ginger.

#### 750. TO MAKE CURRANT JELLY.

Take the largest berries you can get ; strip them off the stalks ; keep back all green ones and the hard red ones at the end of the bunch ; then weigh the currants, and take the same weight of single-refined sugar ; clarify the sugar, and let it boil to candy, which you will know if, when it boils thick, you take some out in a spoon, and if it hangs in broad flakes it is ready ; then throw the currants into the syrup, and let them boil very fast for ten minutes ; then pour the jelly through a hair sieve into an earthen pan ; stir the currants gently with a spoon, but do not break them, or the pulp will run through and make the jelly thick. While it is passing, clean out the pan it was boiled in ; then return the jelly and warm it on the fire, but do not let it boil again ; pot it up, and cover it with oiled paper. This method of making jelly preserves more of the flavour of the fruit than by running it through a bag ; and it is not so apt either to candy or become fluid as by the usual way.

#### 751. TO MAKE JELLY WITHOUT BOILING.

Pick the currants carefully ; squeeze the juice through



a linen cloth ; to every pint of juice allow a pound of refined sugar ; pound, sift, and put in the oven to dry, and get as hot as it can be without melting ; add it in this condition to the juice in small quantities at a time. It must be constantly stirred by another person while the sugar is being added ; when it is all dissolved the jelly is ready for potting. If it is well made it will keep good three years, and is superior in colour and flavour to other boiled jellies.

---

## DIFFERENT METHODS OF MAKING MARMALADE.

### 752. SMOOTH MARMALADE.

Weigh the oranges, and then take the same weight of white sugar ; wipe all the oranges with a wet cloth, and grate the zest off them ; cut the oranges longways in quarters, take off the skins, scrape all the white pulp off the inside of the skins, and from the oranges pick the pips out carefully, and put the skins into water in a pan to boil till they are so tender they will beat to a mash ; squeeze all the water out of them, and remove all stringy parts before you pound them ; then clarify the sugar, and mix the syrup by degrees with the pounded skins, stirring with a spoon as if you were making starch. When it is well mixed put it into the pan, and let it boil till the sugar is incorporated with it ; then put in the pulp of the orange and boil till it is smooth and thick. You will know when it is enough done by



its becoming more difficult to stir and looking of a finer colour. Pound the grated zest in a mortar; take off the marmalade and stir it in carefully; then set the pan on the fire again, and let it boil till thoroughly mixed. If you do not wish it very bitter you may leave out some of the zest, and this you can dry, mix with a little sugar, and put, for seasoning puddings, creams, etc.

#### 753. MRS. RAY'S MARMALADE.

Take Seville oranges, grate them, cut them in two, and squeeze out the juice; remove all the pithy part, and lay them in cold water all night; then boil them in a copper pan till tender; throw them into cold water; take them out, and drain them well; then cut them in small shreds, but reserve some to pound, which must be done quite to a paste; strain the juice through a sieve, and add it and the grating to the rest; clarify an equal weight of sugar as you have of oranges, and when it is boiled to proof (which you will know by dropping a little into cold water, if it crackles then it is ready for you to put in the oranges); boil for half an hour; put it into pots, and let the marmalade be quite cold before you tie them up. Only the outside part of the peel of the orange should be grated in making marmalade.

#### 754. ORANGE-JELLY.

To every pound of oranges two quarts of water; cut the oranges in pieces, remove the pips and core, and put them with the oranges in a pan on the fire; let it boil till the skins are quite soft; then press it through a hair sieve, rubbing it with a spoon till no more will pass. To every



pint of this pulp add one pound of sugar ; boil it, removing the scum as it rises, till it jellies, which you will know by letting a little cool in a saucer ; and it is ready to pot.

#### 755. CHIP-MARMALADE.

Commence, as in the foregoing receipt, by weighing the oranges, wiping and grating them ; as the oranges are grated pour boiling water over them, and cover them up till ready to use ; take equal weight of sugar ; cut the oranges across, and squeeze them through a sieve ; boil the skins quite tender ; scrape off all stringy parts, and cut them into very thin chips ; set them on with the syrup, and boil them till they are transparent ; then put in the juice, and strain the water from the gratings through a sieve into the pan ; let all boil together till the juice jellies. Lemon-marmalade may be made in the same way.

#### 756. MARMALADE OF THE WHOLE ORANGE.

For every pound of oranges take two pounds of sugar and one quart of water ; cut the oranges across, and quarter them ; take out the pips and core, and slice all down as thin as possible ; to every two pounds of oranges allow the juice of three lemons ; mix all together, and boil the whole slowly together a full hour ; take care the chips do not float, but keep constantly under the syrup. If well made it should look full of jelly.

#### 757. SEVILLE ORANGE SYRUP.

Squeeze the oranges through a fine sieve ; to every pint of juice add a pound and a quarter of fine white sugar,



broken into lumps ; stir it up all together in a large earthen pan ; skim it twice a-day till the sugar is all dissolved, which it will not be under nine days ; it must not be made near a fire, and should be kept in a cool place ; then bottle it. It is useful for making orange jelly or cream, and a tablespoonful in a glass of water makes a very pleasant drink. Lemons may be made in the same way.

#### 758. SLICED ORANGES.

Choose Seville oranges with the thickest rind, which are usually those of the middle size ; cut as many thin round slices from the top, bottom, and sides, as you can till you come to the pulp ; throw them into a large basin of spring water, and let them soak two days, then boil them in the same water till they are quite tender ; make a syrup with the juice of the oranges and some of the water they have been boiled in, allowing to every pound of liquid and orange-peel included, a pound of fine loaf-sugar ; then boil them again, taking one-third of the sugar till they look clear, and allow them to lie in this thin syrup two days ; then strain off the syrup and boil it with the rest of the syrup ; skim it well ; put in the slices, and boil them a quarter of an hour ; take them out, and put for use.

#### 759. ORANGE-BISCUITS.

Boil Seville oranges in water very gently, changing the water three or four times till the oranges are quite tender, and a good deal of the bitterness out of the peels ; then cut them in halves ; scrape out the whole of the



inside carefully ; weigh the peels, and take twice their weight of fine-pounded loaf-sugar, and beat it up with the oranges in a marble mortar till it becomes a smooth paste ; with the back of a spoon spread this paste upon sheets of glass, and set them in a window in the sun to dry ; by the next day you may cut the paste into any shaped biscuit you please, and just raise it from the glass ; the day after, turn the biscuits, but let them remain on the glass, and as much as possible in the sun till quite dry. Keep them in boxes with sheets of paper between each layer. Lemon-biscuits may be made in the same way.

#### 760. WHITE CURRANT JELLY.

Bruise the currants with the back of a wooden spoon, and run the juice through a jelly bag ; to every pint of juice take a pound of double-refined sugar ; clarify, and boil it to candy ; then put in the currant juice ; boil it ten minutes ; skim well, pass through a fine sieve, and pot it.

#### 761. BLACK CURRANT JELLY.

Strip three pints of black currants and one of red from their stalks, and put them into a jar with half a pint of water ; tie it close over with folds of paper ; set the jar in a pan of water, and boil for twelve hours, taking care none of the water gets into the jar ; add more water to that in the pan as it wastes in boiling ; turn the currants when boiled on to a sieve, and bruise them well with the back of a spoon, then gather the bruised berries together, and put them into a clean bowl ; pour on them a pint of water, and bruise them again ; return them to



the sieve, and let them drain all night ; add what runs through to the rest of the juice, and for every pint take one pound of sugar, clarified and boiled to candy height ; let it boil half an hour ; skim as it rises, and pot.

#### 762. BLACK CURRANT SYRUP.

Pick any quantity of black currants you please clean from their stalks ; put them into a large earthen jar ; cover the jar with a cloth, and put it into a cellar or any damp place to stand for eight days ; they will probably be mouldy on the top ; remove this ; stir them up well with a large silver spoon ; put them on to a hair sieve, and the juice will run through quite clear ; to each pint put one pound of powdered sugar ; boil ten minutes ; let it stand till cold ; bottle, cork, and seal it up. This is very good for colds, coughs, etc.

#### 763. TO PRESERVE CHERRIES FOR DRYING.

Take the best Kentish cherries ; remove the stones, and weigh the fruit ; allow half a pound of double-refined sugar to each pound of fruit ; clarify and boil the sugar to blowing height ; put in the fruit ; boil a minute or two ; then take it off the fire, and let it stand a little ; put the pan on the fire, and let it boil till the fruit looks transparent ; leave the cherries to stand in the syrup four or five days, then lay them on sieves, and dry them on a slow stove ; change them on to clean sieves every day till they are dry ; put them away in card-board boxes.

#### 764. BRANDY CHERRIES.

Take fine Morello cherries, cut their stalks short, and



put them into a glass jar, with a stick of cinnamon, twelve cloves, a quarter of a pound of powdered sugar-candy, and a quart of brandy. *N.B.*—The glass jar must be quite full. Tie it over with bladder.

#### 765. GREENGAGES IN BRANDY.

Take greengages preserved according to the following receipt, put them in a glass jar, fill them up with good French brandy, tie the jar over, and keep a few weeks. Peaches, nectarines, and apricots may be done in the same way.

#### 766. TO PRESERVE GREENGAGES.

Pick the plums when full grown and nearly ripe ; let them lie in cold water twenty-four hours ; lay some vine leaves in the bottom of a clean brass pan ; take the plums out of the water and lay them in the pan, pouring over as much water as will just cover them ; strew a pinch of powdered alum over, and set the pan on a clear fire ; when they rise to the top, take them out, and put them into a bowl with a little fresh warm water ; clean the pan and lay fresh vine leaves in it ; return the fruit to the pan ; cover it with boiling water, and a small pinch more powdered alum ; put a cloth over the pan, and let it stand a quarter of an hour ; then take the plums out of the water, weigh them, and take the same weight of double-refined pounded sugar ; put the fruit into a clean pan, strew the pounded sugar over them, add a little water, set the pan on a clear fire, and let it boil slowly till the fruit looks green and transparent. It



is then ready to put into pots; boil the syrup, however, a little longer, and let it get cold, when you may pour it over the greengages and let them stand two or three days; then pour off the syrup, and boil it up again with more sugar till it is thick and smooth; pour it over the fruit, and close up the pots.

#### 767. CRYSTALLISED FRUITS

May also be made, when preserved, by first draining them thoroughly from the syrup; cover them with clarified sugar; boil a minute or two; drain them on sieves, placing them so that they cannot touch each other; dust them over with coarsely-powdered sugar; when dry on one side, then powder the other; repeat this, and when quite dry put them away in boxes.

#### 768. TO PRESERVE APRICOTS.

Choose ripe apricots; take the stone out at one end, so that they may look whole; prick them all over with the point of a knife, and lay them in a shallow stew-pan, taking care they do not touch each other; add a little clarified sugar to them, but not enough to cover them; let them boil gently up; take the pan off, and when the apricots are cold turn them in the pan, and boil them up again; repeat this twice more, taking care to let them get cold between each turning. When they have, after the last boil-up, stood twelve hours, drain them; put into each a kernel which you have previously blanched, dust them over with pounded sugar, lay them on tins, and put them into a cool oven to dry. Next day turn them on a sieve, let them get perfectly dry



and hard, and put them away in boxes with paper between. Peaches and nectarines may be done in the same way.

#### 769. APRICOT-JAM.

Stone and peel the apricots ; take equal weight of sugar and fruit ; clarify and boil the sugar to candy ; put in the apricots, and let them boil very quick till they are well broke, and bruise them a little with a spoon ; blanch the kernels and add them. A little white currant jelly boiled with the apricots is also an improvement. Take the pan off, and when the jam is cool, pot and tie it down. Greengages and other plums may be made into jam in the same way.

#### 770. COMPÔTE D'ABRICOTS.

Take apricots nearly ripe ; remove the stone without breaking them ; put them in a pan of water on the fire, but do not let them boil ; for every twenty-five apricots take a pound of sugar ; clarify it, and put in the apricots ; set them on a very slow fire, that the sugar may incorporate ; when quite tender, they are done. If they are to be preserved for future use, drain them, boil the syrup next day, and pour it, when cold, over the fruit ; continue doing this for five days, adding each time a little more sugar, as it is necessary the fruit should be quite covered with the syrup. On the last day put the apricots into the boiling sugar, and give them a gentle boil ; skim them well ; and peaches and quinces may be done in the same way, either for present use or to keep a year.



## 771. APRICOT PASTE.

Take any quantity of perfectly ripe apricots you choose ; take out the stones ; put them in a pan of water on the fire to boil till they break ; drain and rub them through a sieve ; dry and weigh the paste ; take as much clarified sugar as fruit ; mix well together ; put it again on the fire to boil ; it must be more done than for marmalade ; then put the paste into moulds, or make it into thin flat cakes, and dry them in the oven or stove ; paper each one, and put them by in boxes.

## 772. PINE-APPLE JELLY.

Boil two dozen of the best common apples as for apple-jelly ; pass them through a jelly bag, and to every two quarts of juice add the juice of a fine pine-apple, which you extract by cutting it into slices, and laying it for two days in fine pounded sugar ; add this to the apple juice, clarify, and boil three pints of syrup to a crack ; boil the refuse of the pine-apple and the juice ten minutes ; pass through a jelly bag, and pot.

## 773. PINE-APPLE JAM.

Pare, cut in slices, and pound a pine-apple to a pulp ; to a pint of pulp put a pound of sifted sugar ; boil it twenty-five minutes, and pot.

## 774. PINE-APPLE MARMALADE.

Pare the pine-apple, then cut it round and round in small thin shreds or strips like orange marmalade ; to each pound of fruit the same weight of fine sugar ; boil



till jellied. If there is not enough juice in the pineapple, add either lemon or apple-juice.

#### 775. PINE-APPLE IN SLICES.

Pare off the outside, and cut the pineapple in slices about half an inch thick; put a layer of fruit and a layer of sugar alternately in an earthen pan; let it remain on the stove three or four days, then put it into a preserving-pan with the juice of four lemons, and boil for ten minutes, skimming it well; next day boil it again for ten minutes, and put it up. Or the slices may be drained from the syrup, powdered with sugar, and dried in the oven; the syrup being kept to flavour jellies, creams, etc.

#### 776. APPLE-JELLY.

Pare and core six pounds of green codlings or any juicy apples; cut them in pieces, and add a quart of water to them; boil them gently till quite mashed, stirring all the time; put this through a jelly-bag, and to a quart of this juice add three pints of clarified syrup; boil the sugar to a crack, add the apple-juice, and boil together ten minutes. Care must be taken not to boil it too much, or it becomes like treacle. Any sort of fruit may be added to this jelly, boiling the fruit whole in it, and putting it into pots while hot—such as strawberries, raspberries, cherries, etc.

#### 777. STRAWBERRIES WHOLE.

Take two quarts of clarified syrup, boil to a strong blow, put eight pounds of fine large strawberries in it,



and boil them up gently, taking care they do not break Repeat this boiling three times, letting them stand a quarter of an hour to cool between each. Now add two quarts of apple-jelly made as above ; boil it up three times more, and put it hot into glasses or pots.

#### 778. RASPBERRY-JAM.

Pick and clean the raspberries well, and to every pound add a pint of red currant juice and a pound and a half of lump-sugar ; pound it and put it into a pan alternately with the fruit ; let it stand some time before you set it on the fire, that the sugar may soften ; boil over a quick fire, and when the fruit falls to the bottom it is done enough.

#### 779. GOOSEBERRY-JAM.

Take the same weight of pounded sugar as of gooseberries, strewing the sugar over them as you put them in the pan ; pour half a pint of water over them, and set them on a slow fire to boil gently a few minutes ; skim as clear as you can ; then put them on a hotter fire, and boil till they look quite clear, and will jelly (about twenty minutes). They are then ready to pot.

#### 780. GOOSEBERRY-JELLY.

Fill a stone jar with ripe gooseberries ; cover the top close up with paper ; set the jar in water, and boil till the gooseberries are quite tender ; then pass them through a sieve, and to every pint of juice add a pound of single-refined sugar, clarified ; put in the juice, and boil



till it jellies, which you will easily know by letting a little cool in a saucer. Green gooseberry jelly, from unripe gooseberries, may be made in the same way.

#### 781. GOOSEBERRY-CHEESE.

Mash two quarts of ripe red or green gooseberries, add a pound of fine-sifted sugar to them, and let them stand all night; next day boil it up; rub the gooseberries through a sieve, and boil the pulp, stirring it all the time over a gentle fire for twenty-five minutes; put it in moulds or pots. Cheese of apricots, peaches, or plums may be made in the same way.

#### 782. GOOSEBERRY-BISCUITS.

Gather the fruit when full grown, but not ripe; put them into a jar, and set them to boil in a kettle of water till they become soft; rub through a sieve. To every pound of pulp add a pound of loaf-sugar; stir it till the sugar is dissolved over the fire; then pour it into shallow dishes to dry in the sun or in a cool oven. When it begins to candy, you may cut them into any form you please. Turn them every day till they become dry and hard; keep in tin boxes in a dry place. Barberries, apricots, lemons, etc., to be done the same way.



## COOKERY FOR THE SICK AND POOR.



### 783. RUMFORD SOUP.

Take double the quantity of water you want to have soup ; one pound of split peas, three carrots and turnips, or more if they are not large, and put it overnight to simmer by a slow fire ; strain it next morning ; add a quarter of a pound of rice, pepper, salt, celery, and any other vegetable you may have. Let them simmer on a slow fire till tender.

### 784. SOUP FOR THE POOR.

One pound of beef, a quarter of a pound of rice or barley, two onions, five turnips, pepper, and salt ; put all together into a gallon of water ; when it has boiled for an hour, take out the beef and cut it in small pieces ; add some potatoes, and boil an hour longer. It may also be thickened with meal, which makes it more nourishing.

### 785. A NOURISHING SOUP FOR THE POOR.

Take the liquor in which meat has been boiled the day before, with the bones of leg and shin of beef, and add as much water as will make thirty gallons ; add also two ox heads, the meat of ten stone of leg and shin of beef, all cut in pieces ; two bunches of carrots, four of turnips, two bunches of leeks, half a peck of onions, a



bunch of celery, half a pound of pepper, and some salt ; boil six hours, and thicken it with either barley or oat-meal. This can, of course, be made in smaller quantities. The estimated cost of the thirty gallons of soup, when the receipt was given to me, was as follows :—

	<i>s.</i>	<i>d.</i>
10 Stone leg and shin of beef . . . . .	11	8
2 Ox heads . . . . .	4	0
2 Bunches carrots . . . . .	0	6
4 Bunches turnips . . . . .	0	8
2 Bunches leeks . . . . .	0	4
$\frac{1}{2}$ Peck onions . . . . .	0	8
1 Bunch celery . . . . .	0	6
$\frac{1}{2}$ Pound pepper . . . . .	1	8
	<hr/>	
	20	0
	<hr/>	

#### 786. SAGO MILK FOR THE POOR.

Put a teacupful of sago into a quart of water, with a bit of lemon-peel ; when thickened, add some grated ginger, half a pint of raisin or port wine, brown sugar, and two spoonfuls of geneva ; boil all up together. To be given in cases of great weakness.

#### 787. AN EXCELLENT SOUP FOR THE POOR.

Put two cow-heels and a breast of mutton into a large pan, with four ounces of rice, an onion, a turnip, a carrot ; twenty Jamaica and twenty black peppercorns, and a little salt ; pour on it four gallons of water ; cover the pan with brown paper, and bake in the oven six hours.



## 788. STEW FOR THE POOR.

Take a pound and a quarter of fat mutton; cut it into pieces; add nine potatoes, two turnips, eight onions, half a gill of split peas, and a little celery-seed; cut all the vegetables up small; season with salt and pepper, and pour five quarts of water on the whole; let it simmer two hours and a half on a slow fire. The whole expenses will not exceed 1s. 6d., and it will feed more than five persons.

## 789. PEA-SOUP.

One pound of split peas, one teaspoonful of celery-seed, a large onion, some ground and whole pepper, salt, and a beef bone or two, either raw or cooked; boil the whole together slowly two or three hours; strain it, and set it on to boil again slowly for a short time. Potato-soup may be made in the same way, but do not strain, and leave out the celery-seed.

## 790. BEEF-TEA.

Cut three pounds of beef into pieces the size of a walnut, and if there are any bones chop them up also; put it into a saucepan with some vegetables, such as carrots, turnips, celery, an onion, or some leeks, etc., half an ounce of salt and some pepper, a teaspoonful of sugar, and a pint of water; set it on a sharp fire for ten minutes, stirring it now and then with a spoon. It should form a thick, but not brown, gravy at the bottom. Then add six pints of hot water; set it on a sharp fire, and when it boils take it off and set it



by the side to simmer for an hour ; skim off all the fat, strain it through a sieve, and it is ready to serve. This is very good to drink cold during the night for invalids ; but, when made for this purpose, the onion should be left out. This receipt makes about six pints.

#### 791. BEEF-TEA.

Cut a pound of lean meat into thin slices ; put it into a pan with two pints and a half of cold water ; set it over a slow fire, to become gradually warm, after the scum rises, which you should remove ; let it continue gently simmering an hour, then strain through a fine sieve ; let it stand ten minutes to settle, and pour off the clear tea ; a little salt and a few grains of black pepper should be added, and a little celery-seed and a whole carrot boiled in it improves the flavour. Veal or mutton tea may be made in the same way.

#### 792. CALVES'-FEET BROTH.

Boil two calves' feet, two ounces of veal, and two of beef, the bottom of a penny-loaf, a blade or two of mace, and a little salt, in three quarts of water till it comes to three pints ; strain, and carefully remove all the fat.

#### 793. A VERY NOURISHING VEAL BROTH.

Put the knuckle of a leg or shoulder of veal, with but little meat on it, an old fowl, and four shank-bones of mutton well soaked and crushed, three blades of mace, ten peppercorns, an onion, and a large piece of bread, with three quarts of water, into a stew-pot that covers



close ; let it boil up, skim it, and then let it simmer four hours as gently as possible ; strain it, remove the fat, salt it to taste, and it is ready to serve.

#### 794. CHICKEN-TEA.

Skin and divide the chicken in pieces, leaving out the back ; put it in some clear water, with a blade of mace, a few white peppercorns, and an onion sliced ; simmer till it is sufficiently strong, then strain, and when cold carefully remove all the fat. It may be drunk cold or heated again.

#### 795. VERY STRENGTHENING CHICKEN-BROTH.

Cut down and bruise two or three cock chickens ; put them in a saucepan with three quarts of water ; simmer till the juice is entirely drawn from them ; press it well out, strain, and return the soup to the saucepan ; add salt, whole pepper, rice, or vermicelli ; a whole chicken may be boiled in the soup, and served so in it. In spring, young vegetables, parsley, and chervil may be added.

#### 796. STEWED PARTRIDGES.

Half-stew one or two partridges ; cut them up, take out the largest bones, put them in a pan with the liquor they were stewed in, with a little salt, a blade of mace, and a bit of lemon-peel ; when done, serve with the gravy in the dish. All sorts of poultry and game are light and nourishing done in the same way.



## 797. RESTORATIVE JELLY FOR THE POOR.

Take a neat's foot cleaned and prepared, two ounces of hartshorn shavings, two quarts of milk, and two quarts of water; bake for several hours in a slow oven, strain it, and when cold remove the fat; warm it a little and sweeten it; a cupful to be taken as often as liked. In summer it is best to omit the milk in making it, and add a little when used.

## 798. STRENGTHENING JELLY.

Bake four calves' feet in two quarts of water, and the same of new milk, in a close covered jar four hours. When cold, remove the fat; it may be flavoured with lemon-peel, cinnamon, mace, etc., and sweetened to taste. Give a glassful the first and last thing.

## 799. ANOTHER.

Boil half an ounce of fine isinglass with a quart of new milk, till reduced to a pint; add some sugar and two or three bitter almonds, pounded. Drink this at bedtime; it is good for a cough.

## 800. NOURISHING JELLY.

Simmer six sheep's trotters, two blades of mace, a little cinnamon, lemon-peel, a few hartshorn shavings, and a little isinglass, in two quarts of water till it is reduced to one; when cold, remove the fat. Give half a pint twice a-day, warming it with a little new milk.



## 801. STRENGTHENING JELLIES.

Boil cow-heel down to a strong jelly; take equal parts of the jelly and white wine; flavour with lemon-juice, zest, and sugar, and to each pint add three fresh yolks of eggs; beat it well; heat it over a stove, stirring constantly; pour it out, continue stirring till cold, and put it into cups.

Two ounces of isinglass dissolved in a pint of water; add a glass of white wine, the juice and peel of two lemons, and sugar enough to sweeten; beat the yolks of six very fresh eggs, and add them; thicken it over the fire, stirring all the time; pour it into a basin, and stir till cold.

## 802. TO MAKE CAKE JELLY TO KEEP.

Take nine or a dozen gang or set of calves' feet, scald them well, slit them up, and lay them to soak in warm water for several hours. Put them on in a large pot, with water enough to cover them; when they are boiled enough for the bones to come out, remove them, and return the meat to the pot, and let it boil slowly till all the substance is out of it; strain it through a hair sieve into an earthen vessel that will hold it; while it is warm, skim all the fat you can from it; let it stand all night; and if there is any more fat, remove it carefully; when you take it out of the vessel, cut the sediment from the bottom of it, then put the jelly into a clean brass pan, and set it on a moderate fire. It must boil till it is very thick, and appears almost black in the pan; then pour it out as thin as you can on stone plates. When it is cool, take it from the plates and lay it at a



distance from the fire to dry gradually. When it is quite dry, and looks clear and hard like horn, put it by in tin boxes to keep for use.

#### 803. HARTSHORN JELLY.

Put half a pound of hartshorn shavings into three quarts of water ; boil to a quart ; then add an ounce of the strained juice of Seville oranges or lemons, four ounces of Malaga wine, and half a pound of fine sugar ; boil down to a consistence fit to drink when warm, or jelly when cold.

#### 804. ICELAND-MOSS JELLY.

Boil three-quarters of an ounce of Iceland moss (unwashed) in a pint and a half of water until only a pint remains ; add the juice of a Seville orange, and take a wine-glassful two or three times a day. (Very nourishing and good in consumptive cases.)

#### 805. IVORY-DUST JELLY.

Boil one pound of ivory-dust in three quarts of water for eight hours. It will require no skimming. When done strain through a jelly-bag. This may be flavoured in various ways with wine or lemon and sugar ; but it is very strengthening, and its principal use is, that, having no taste, it may be mixed in tea or coffee or other fluids, and given without the patient's detecting it.

#### 806. GLOUCESTER JELLY.

Barley, sago, rice, and eringo root, of each one ounce ; boil them in a quart of water till reduced to a pint ;



then pass it through a sieve. A teacupful, with a little milk, to be taken night and morning ; or it may be dissolved in beef-tea, wine, etc.

#### 807. PORK SOUP OR JELLY.

Cut up and break the bone of a leg of pork ; simmer it gently in three gallons of water till reduced to one ; add salt and pepper, and let half an ounce of nutmeg or other spice stew in it ; and strain it. This may either be taken as soup, a cupful three times a day, or eaten cold as jelly, and is extremely nourishing.

#### 808. VEAL SOUP OR JELLY.

Slice a pound of veal very thin ; put it into a closely-covered jar or other vessel in alternate layers, with sliced turnips ; add one teacupful of water and a little salt ; place in a pan of water, and simmer gently four hours ; or it may be done for the same time in the oven ; strain it, and when cold it will be a strong jelly, and is equally good and nutritious eaten so, or warmed into soup.

#### 809. FOWL SOUP OR JELLY.

Skin and cut in pieces an old fowl ; break the bones ; put it in a covered earthen pan with a cup of water ; simmer seven hours either in a bain marie or the oven ; season to taste, and strain it. To be eaten either hot, or cold as jelly.

#### 810. PARTRIDGE OR PHEASANT SOUP OR JELLY.

Skin and cut in pieces two large old partridges or one pheasant ; fry it with a small quantity of butter or fat



bacon, together with an onion or two, some celery, and a little salt. When quite done, pour three quarts of boiling water on it, and put it in a close-covered vessel, which place either in the oven or in a pan of water on the fire to simmer slowly three hours ; then strain off the soup.

#### 811. BREAD-BERRY.

Pour boiling water over thin slices of bread in a bowl, as much as will make it thick or thin as you wish ; sweeten it with brown sugar, and add a little cinnamon water.

#### 812. BREAD PANADA.

Set some water on the fire, about a tumblerful, with a glass of sherry, some loaf-sugar, and a little grated nutmeg and lemon-peel. Have some grated crumbs of bread ready, and the moment the water boils put them in without taking the pan off the fire. Let it boil as fast as possible. When sufficiently thick just to drink it is ready for use.

#### 813. CHICKEN PANADA.

Skin a chicken, and boil it in a quart of water till about three-parts ready ; let it stand till cold, then cut all the white meat off ; put it into a mortar and pound it to a paste with a little of the water it was boiled in ; season with a little salt, a grate of a nutmeg, and a small piece of lemon-peel ; boil gently a few minutes to the consistency you like. It should be tolerably thick, but such as you can drink if you please. Barley or rice may be boiled to a pulp, passed through a tammy, and added



to it, which makes it more nourishing. The panada can also be made with partridge or pheasant in the same way. It is very nutritious and easy of digestion.

#### 814. CAUDLE.

Put two spoonfuls of oatmeal into a quart of water, with a little mace and lemon-peel, stir it often, and let it boil half an hour; strain it; add some sugar and nutmeg, and a large glass of white wine. Brown caudle is prepared as above, but after straining you add a pint of good mild ale, and flavour with brandy and sugar.

#### 815. GRIT GRUEL.

Well wash half a pint of split grits, boil them in three pints of water till rather thick and smooth, stirring it frequently; strain through a hair sieve, and add either sugar or salt to taste.

#### 816. OATMEAL GRUEL.

If for thick gruel, mix well together in a basin two tablespoonfuls of oatmeal with three of water; if for thin gruel, only one with the same quantity of water; have ready in a stew-pan a pint of boiling water or milk; pour this by degrees to the oatmeal you have mixed, and then return the whole to the sauce-pan, set it on the fire, and let it boil five minutes, stirring it all the time; then strain it through a hair sieve, and it is ready for use. If wished more nourishing, it may be made with broth instead of water or milk.



## 817. TO MAKE ARROWROOT.

For one cupful take a teaspoonful of the best arrowroot, and mix it by degrees with cold water till it is quite smooth, but so stiff that the spoon will only just turn round in it; have ready a kettle of quite boiling water, and fill the cup up, pouring at first slowly and then more rapidly, and stirring all the time in the same proportion. The result should be a perfectly clear jelly, to which you may add a tablespoonful of brandy or sherry, or flavour it with lemon, and sweeten with sugar to taste. It is much better made in this way than boiled.

## 818. PORRIDGE.

Fill a pan with water, and while it is boiling add a little meal and as much salt as you think will be necessary to season the porridge; then take the porridge-stick (a round stick like a thin rolling-pin) in the right hand and the oatmeal in the left, and when the water begins to rise shake in the meal with one hand and stir with the other quickly, but adding the meal by degrees; continue putting it in till it is thick enough not to fly over when stirred; continue to boil it for some time, well beating it with the porridge-stick. It may be made thinner or thicker according to taste. Barley-meal porridge is made in the same way, and should be served in a soup plate, which is better than a wooden bowl, in which oatmeal porridge is best. They are both eaten with milk and cream, or ale and brown sugar. Nothing is so wholesome and nourishing for children.



## 819. FURMITY.

Boil wheat till it comes to a jelly, and to a quart of this add by degrees two quarts of new milk ; stir and boil till well mixed ; beat the yolks of three eggs, with a little nutmeg, and sugar to sweeten it to taste ; stir this well in over the fire ; pour it into deep dishes, and eat either hot or cold.

## 820. FLUMMERY.

Put three handfuls of fine white oatmeal to steep a day and night in cold water ; then pour the water off clear, and add as much more water ; let it again stand the same time ; then strain it through a fine hair sieve, and boil it till it is as thick as hasty pudding, stirring it all the time ; add to it, while boiling, a spoonful of sugar and two of orange-flower water. When ready, pour it into shallow dishes. Wine, milk, or cream are eaten with it.

## 821. DUTCH FLUMMERY.

Boil two ounces of isinglass in a pint and a half of water very gently for half an hour ; add a pint of white wine, the juice of three lemons, and the rind of one cut very thin ; rub a few lumps of sugar or another lemon to obtain the essence ; add as much of this sugar as will sweeten it sufficiently ; beat the yolks of seven eggs, add and mix into the above, and give the whole one scald, stirring all the time ; pour it into a basin, and stir till cold ; let it settle, and put it into cups, or any shape. This is very strengthening.



## 822. RICE FLUMMERY.

Boil with a pint of new milk a bit of lemon-peel and cinnamon, mix with a little cold milk ; rice-flour enough to make it rather thick ; add to the hot milk, and boil it till it is smooth and of good consistency, taking care it does not burn ; then pour it into a basin ; when cold, turn it on to a dish, and serve with cream, milk, or custard.

## 823. BARLEY GRUEL.

Wash four ounces of pearl barley ; boil it into two quarts of water, with a bit of cinnamon, till it is reduced to one quart ; strain, and return it to the sauce-pan, with a little sugar and three-quarters of a pint of port wine ; make it quite hot, and it is ready to be used as wanted. It is very strengthening.

## 824. GROUND-RICE MILK.

Boil one spoonful of ground rice, rubbed down smooth, with a pint and a half of milk, a bit of cinnamon and lemon-peel, a little nutmeg and sugar to taste ; add the sugar only when nearly done. It should be thick and smooth.

## 825. THICK BARLEY-WATER.

Wash a quarter of a pound of pearl barley, and boil it in a gallon of water till it is quite soft, smooth, and white ; then strain, and flavour with lemon-juice, and sweeten with a little syrup. Some people consider barley-water made with common barley as preferable to pearl barley. It should be well washed, and allowed to simmer slowly,



with a little lemon-peel, in water, and when thick enough strained.

#### 826. CLEAR BARLEY-WATER.

Wash a large cupful of pearl barley twice in cold and once in warm water, throwing away the water; then put the barley into a jug holding about two pints, with the peel of a lemon cut very thin and a small piece of sugar; pour *quite* boiling water over this, cover it close, and let it stand till cold; do not strain, but pour it off clear.

#### 827. TOAST AND WATER.

Cut a crust off a loaf of stale bread, about twice the thickness toast is usually cut; toast it carefully till it is hard and brown all over, but not at all blackened or burnt; put this into a jug, and pour over it what quantity of water you require, boiling hot; cover the jug close, and let it stand till cold. The fresher it is made the better, as it is apt to turn sour.

#### 828. OATMEAL-WATER

Is made in the same way as toast and water. The oatmeal may be browned in the oven or before the fire; boiling water is then poured over it as above. It is very useful in stopping sickness.

#### 829. ORGEAT OF MONTPELLIER.

Take one pound of barley; wash it and soak it in water; separate the grains well; tie it up in a piece of muslin, put it in a pot with a quart of water, and set it on the fire



to boil gently four hours. Then put into the water one pound of sweet almonds, without their skins ; boil a few minutes ; then take out the barley and almonds ; pound them together in a mortar ; mix well with the water ; strain all together through a piece of linen ; pound again the residue ; pour the water over ; stir, and repeat the straining. This water should now look very thick. Add a pound of pounded lump-sugar, and boil to a syrup. You will know that the syrup is done by dropping some on to a plate, and it remains like paste. Then take it off the fire, and flavour it with fleur d'orange, or anything else you please. Bottle and keep it for use. To make the drink, put into the bottom of a decanter one ounce of syrup, pour fresh water over it, shake to mix it well, and it is ready to drink immediately.

#### 830. FRESH ORGEAT OR ALMOND-MILK.

Blanch and pound four ounces of sweet almonds and four bitter almonds ; when pounded very fine, add one quart of water, a spoonful of syrup, or some pounded sugar, and two spoonfuls of orange-flower water. This latter may be omitted, and it may be made with milk instead of water. It is very good for a cough, and very serviceable in many inflammatory attacks.

#### 831. RASPBERRY-WATER TO DRINK.

Mash one pint of raspberries in the juice of two lemons, a pint of water, and as much syrup as will sweeten it to taste ; strain through a lawn sieve. Strawberry, cherry, and mulberry water may be made in the same way. It is a very refreshing drink when feverish, or in hot weather.



## 832. LEMON CUP.

The peel of a lemon added to an ounce of clarified sugar and a pint of quite boiling water ; when quite cold add the juice of the lemon and a glass of white wine.

## 833. LEMONADE.

To a dozen of lemons add two quarts of water, two pounds of sugar, a pint and a half of any kind of white wine, and a pint of milk ; peel all the lemons, and pour the water boiling on the peel ; let it stand till nearly cold, then squeeze in the juice, and add the sugar and wine, and the milk, which must be boiling ; let it stand a few minutes, and pour it through a jelly-bag till it is quite clear.

## 834. APPLE-WATER.

Peel and slice some sharp apples ; add a little sugar and lemon-peel, then pour over it boiling water. Let it stand in a covered jug by the fire for two hours, when it is fit for use. It may be drunk cold or hot, and is very refreshing, iced. Another way of making it is to cut six apples in pieces, leaving the skins on ; pour over them a quart of boiling water ; let it stand an hour, and add two ounces of honey, and the juice of two lemons.

## 835. RHUBARB-WATER.

Boil six clean-washed stalks of rhubarb ten minutes in a quart of water ; strain the liquor through a tammy into a jug ; add the peel of a lemon cut very thin and one tablespoonful of clarified sugar ; let it stand five or six hours, and it is fit to drink.



## 836. DRINK FOR A FEVER.

Boil three ounces of currants, two ounces of raisins carefully stoned, and an ounce and a half of tamarinds, in three pints of water till it is reduced to a quart ; strain it ; add a piece of lemon-peel, and let it stand an hour, when it is fit for use.

## 837. IMPERIAL DRINK.

Pour two quarts of boiling water upon an ounce of cream-of-tartar and the peel of half a lemon ; let it stand till quite cold ; then pour it off, and sweeten to taste. If liked, the juice of the lemon may be added.

## 838. LEMON-WHEY.

Boil a quart of milk and water (a pint of each) ; add to it the juice of two lemons ; let it simmer five minutes, then strain it off, and add a little sugar. This is an excellent drink for a cold.

## 839. WHITE-WINE WHEY.

Put a pint of new milk on the fire ; when it boils up pour in a glassful of wine—sherry or madeira ; if one glassful is not enough, add more—it must be enough completely to turn the milk ; let it boil up once, and set it aside till the curd subsides ; pour the whey gently off, add a little boiling water, and sugar to taste.

## 840. AN EXCELLENT DRINK FOR A COUGH.

Beat up two eggs with half a pint of milk, warmed, two tablespoonfuls of capillaire, and the same of rose-water.



It must not be warmed after the egg is added, or it will curdle.

#### 841. LINSEED DRINK.

Pour over a teaspoonful of linseed, or more if required thicker for a cough, a quart of boiling water; the whole or half the peel of a lemon and two or three pieces of sugar-candy are to be added, and the whole left to stand in a covered jug till cold.

#### 842. CLARIFIED MILK WHEY.

To six pints of milk add enough rennet to turn it; leave it to make in a warm place; press out the whey, and strain; clarify it by adding the whites of three eggs, and half a drachm of cream-of-tartar; boil, and filter through paper.

#### 843. BRANDY MIXTURE.

A gill of brandy, the same quantity of cinnamon water, beaten up with the yolks of two eggs and half an ounce of pounded sugar. This is a valuable restorative in cases of extreme exhaustion. A tablespoonful or two should be given at intervals of from ten to fifteen minutes.

#### 844. EGG CORDIAL.

A tablespoonful of cream, the white of a very fresh egg, and a tablespoonful of brandy; whip first the egg nearly to a froth, then the cream with the egg; add the brandy by degrees, and mix well; do not let it stand after it is made. This is very nourishing, and so light, it will remain in the stomach when nothing else will. The receipt was given to me by the late Professor Miller of Edinburgh.



## 845. FOR A WEAK DIGESTION.

Beat up in a basin a fresh-laid egg, add six tablespoonfuls of cold water, then two of potato-flour; mix it thoroughly with the water and egg, and pour as much boiling water over it as will make into a jelly, stirring it well. This is useful in all cases of stomachic debility; it is light, wholesome, and nourishing. It may be eaten for breakfast with the addition of a little milk and sugar.

## 846. LAIT DE POULE

Is simply the yolk of an egg well beat, then carefully adding to it by degrees boiling water, stirring it all the time to prevent its curdling. It should be sweetened with sugar-candy. For a cold, a spoonful of wine or rum may be added to it, or it may be made with beef-tea instead of water, which makes it very nourishing.

## 847. CORDIAL FOR THE WEAK.

Add a pint of wine to a quart of barley-gruel; boil it down to one-third; add lemon-peel or any seasoning preferred. A teacupful taken several times a-day is very strengthening.

## 848. CORDIAL FOR AN INVALID.

Half a pint of the best French brandy, boiled with as much coarse brown sugar as the brandy will imbibe, till it becomes about the consistency of treacle. Boiling the brandy takes away its heating qualities; and this receipt, taken frequently in small quantities, has been found of the greatest use to consumptive persons.



## DAIRY—CHEESE, BUTTER, ETC.

---

### 849. TO PREPARE RENNET.

Take a calf's maw and turn it out of the bag ; then take nutmeg crushed small, a large handful of sweet bay leaves minced, and a large handful of salt ; when well mixed together put it into the bag. Boil a strong pickle of salt and water ; when cold, pour three pints of it over the bag ; cover it up, turning it every day for a fortnight, and pricking it with a fork ; then squeeze it all through a cloth, and bottle for use. A few nettles boiled with the water are considered an improvement. Or it may be prepared thus:—Take out the stomach of a calf just killed, and scour it well with salt and water both inside and out ; let it drain ; put two large handfuls of salt in it, and sew it up ; dry it, and soak a bit in fresh water when wanted ; or it may be left wet in the salt and water.

### 850. A CREAM CHEESE.

Dip a cheese-cloth in salt and water ; take the thickest cream you have ; lay it in a shape (which should be square) ; pour the cream in, and leave it untouched one day ; then turn it on to a dry cloth, and put a weight of four pounds on it ; change the dry cloth once more. On the third day it is ready to eat.



## 851. IRISH CREAM CHEESE.

Let twelve quarts of new milk stand two or three days until it is quite thick ; skim it, and tie up the cream in a linen cloth wet with salt and water ; hang it up to drain ; when it has done dripping, open the cloth and put the cheese on a deep plate, with a wet cloth under it, arranged so that you can turn the cheese till it is dry ; then put it on another plate without a cloth, and cover it with nettles fresh every day till you think it fit for use. In warm weather the cream thickens and the cheese ripens quicker than in cold. This is particularly good.

## 852. CREAM FOR BUTTER

Should be kept constantly stirred—*i. e.* three or four times a-day—and changed from one tub to another every day. To prevent milk or butter tasting of turnips or cabbages, the best way is to pour a quart of boiling water on two ounces of saltpetre ; when dissolved and cold, bottle and cork it for use ; put two large spoonfuls of this to every four gallons of milk immediately it is brought in, stirring it well ; a piece of saltpetre about the size of a walnut may also be put in the cream-pot, and stirred at least once a-day. This method, if regularly attended to, has been found very effectual ; but turnips should never be given to milking-cows raw. If steamed with hay they impart a much less disagreeable flavour to the milk. Charcoal put into the milk-pan is said to be a good remedy.



## 853. TO KEEP CREAM.

Mix with any quantity of good cream half its weight of finely-powdered lump-sugar ; stir it together, and put it into bottles, closely corked, and tied down. It is said to keep good six or eight months.

## 854. A CREAM CHEESE FOR IMMEDIATE USE.

Skim a pint of thick cream ; let it stand twelve hours ; add a little salt to it ; dip a napkin in salt and water ; fold it four times double ; pour the cream into it, and hang it up for twelve hours to drain ; lay it on a plate ; cover it with nettles or vine-leaves ; put a plate on the top, and it is fit to eat next day. It may also be made in the same way in the morning, and eaten that night at dinner ; but then you put no nettles on it, and serve as soon as made.

## 855. CURDS AND CREAM.

Take a pint of new milk, and half a pint of cream ; warm them together with a spoonful of rennet ; cover the pan with a cloth wrung out in cold water till the curd is set, then gather it ; lay it on rushes till all the whey has run out. Serve in a bowl with cream poured over it.

## 856. CREAM CURDS.

Take a quart of cream and six eggs, mix them well together ; set on the fire to boil in a pan, three quarts of water with a little salt in it ; when it boils put in a tablespoonful of vinegar, or a pint of thick sour butter-



milk ; then stir in the eggs and cream, and as the curd rises keep sprinkling in a little cold water with your hand. When sufficiently risen take it off the fire ; let it stand a little ; lay a wet cloth on a sieve or colander ; skim the curds on to it, put them in a cool place ; next day turn them on to a dish, and they are ready to serve and excellent to eat.

#### 857. GALLINO CURDS AND WHEY AS IN ITALY.

Take a number of the rough coats that line the gizzards of turkeys and fowls ; clean them from what they contain, rub them well with salt, and hang them to dry ; when used break off some bits and put over them some boiling water ; in eight or nine hours use this liquor as you do other rennet. It makes a much more delicate curd. Put three or four pints of milk into a pan, make it a little warm, and add some of the Gallino liquor ; when the curd is come, put it with a saucer into a china basin, filling it up as the whey runs from it without breaking or pressing the curd ; if done only two hours before it is wanted it is very light and good.

#### 858. DEVONSHIRE CREAM.

Let the milk stand twenty-four hours ; then put the pan on a warm hearth, where it must remain till the milk is quite hot, but on no account let it boil, as it would spoil the whole ; you may judge when it is enough scalded as a ring will form in the cream round the pan the size of the bottom of it ; then remove the pan into the dairy and skim it next day. Observe that the fire should be slow, and in summer the milk, previous to scalding, need



not stand more than sixteen hours. Butter made of this cream is excellent, and in Devonshire it is usual to do so.

#### 859. DEVONSHIRE CURD.

Put warm milk into a bowl ; turn it with a bit of rennet ; then put some of the above scalded cream, a little sugar and cinnamon on the top, taking care not to break the curd.

#### 860. CLOTTED CREAM.

The milk which is put into the pan one morning is to stand till the next ; then set the pan (which is best of brass like a preserving pan) on a hot hearth, or in a copper tray full of water ; put this on a stove for from ten to twenty minutes, according to the quantity of milk and the size of the pan. When bladders rise on the surface you will know it is near boiling—when it is enough done, and must instantly be removed and the pan placed in the dairy till next morning, when it may be skimmed, and is ready for use to eat plain with fruit, etc., or it may be made into butter.

#### 861. AN IRISH RECEIPT TO SALT BUTTER.

To one pound of common salt add one pound of salt-petre and a quarter of a pound of white sugar ; pound all these together, and mix them well, and to every pound of butter allow one ounce of this mixture ; make it fresh as you want it, observing to be very careful always to keep the same proportions, and to mix the ingredients thoroughly. The butter should stand for a month before you use it.



## 862. TO PURIFY SALT FOR MAKING SALT BUTTER.

To one gallon of sweet whey add fifty-six pounds of salt dissolved in warm water ; set this on to boil ; when it begins boiling, keep constantly skimming it ; after no more scum appears, boil it down, decreasing the fire towards the end that it may boil very slowly, and the salt fall to the bottom in large crystals, when it is to be raked out ; continue this till only about two quarts of liquid are left, which may be saved for the next refining. To prove if the salt is pure, add about half a teaspoonful of hartshorn to some of it. If the mixture becomes turbid, it is still impure ; if it remains clear, it is all right.

## 863. TO SALT BUTTER.

Take sixteen ounces of this purified salt, four ounces of white sugar, and an ounce of saltpetre ; pound and mix well together. The proportion of this to be mixed with the butter is one ounce to the pound.

## 864. TO MAKE SALT BUTTER FRESH.

To every pound of butter allow one quart of new milk ; churn them well together, and in about an hour take out the butter, and treat it exactly as fresh butter, making it up in water, and adding the usual quantity of salt. The butter gains in weight about three ounces to the pound, and is as good as fresh.

## 865. MILK-AND-WATER CHEESE.

To every three parts of milk, fresh from the cow, take one of water ; make the water hot enough to warm the



milk sufficiently for the rennet ; but the colder curd is made the better, the whey runs from it quicker and purer ; the water keeps in all the richness of the milk. When the curd is formed, break it as little as possible ; salt it on the outside ; change the cheese-cloth round it three times a-day ; put it for two days in the press, but with little weight on it ; then lay it to ripen on vine or nettle leaves, turning it night and morning for ten days or a fortnight, when it will be fit for use. It will not keep many weeks, but is an excellent cheese, and very rich.

#### 866. A SCOTCH CHEESE.

To four Scotch pints of milk, new from the cow, add one Scotch pint of cream ; put to this only just enough rennet to make a curd that will break well ; press it, and treat it as usual. If made in summer, it is fit to eat by winter. It is an admirable cheese, similar to a Bath cheese.

#### 867. AN EXCELLENT CHEESE.

One-half butter milk, one-half sweet milk ; the one fresh from the churn, the other hot from the cow. To be kept about a twelvemonth, when it will be of a fine green mould, and eat like Stilton.

#### 868. A ROUND CHEESE.

Take twenty pints of sweet milk, fresh from the cow ; add to it two pints of cream, and to the whole a gill of rennet ; when the whey is taken off, put half a pound of salt among the curd ; tie it up in a cloth, and hang it



to drip, changing the cloth every day for eight days ; after which put it into a vat, and press it.

#### 869. PARMESAN CHEESE, AS MADE AT LODI.

The milk is to be skimmed once, boiled, and coagulated with rennet in the usual manner. When the curd is completely formed (which takes from one to three hours, according to the weather) it is then to be broken in pieces with two different machines,—one a flat board, the other the same shape and size, but made of wire. By striking the curd against these machines it is broken into very small pieces ; when this is done the curd must be salted, and immediately put into the cheese-vat ; the only pressure to be used is a middle-sized stone laid on the boards, and that only for twelve hours.

#### 870. NEW MILK CHEESE.

Warm the milk to about the heat it has when drawn from the cow, add to it a sufficiency of rennet to turn it, and cover it over ; let it remain till well turned, then strike the curd well down with the skimming-dish, and let it separate, observing to keep it still covered ; as soon as the whey is out salt it ; put the vat over the tub, and fill it with curd, which must be squeezed close with the hand, and more added as it sinks ; fill up till it is about three inches above the edge of the vat ; draw the cheese-cloth (which should be laid in the bottom of the vat before the curd is put in) smoothly over on all sides ; put a board under and over the vat, which should have holes in the bottom ; put it in the press, and let it remain two hours ; turn it out, change the cheese-cloth, and press



again for ten hours ; turn it out again, salt it all over, return it to the vat to be pressed for twenty hours more, and it is done. Skim-milk cheese may be made in the same way.

#### 871. BATH CHEESE.

Take six quarts of new milk, two quarts of water, and one spoonful of rennet ; when the curd is formed, press it for four hours, then take it out, and rub into it four spoonfuls of salt ; put it again into the press for another four hours ; when taken out lay it on vine or nettle leaves, change these every day, and wipe the cheese with a clean cloth, and it will be ready in a fortnight.

#### 872. RUSH CREAM CHEESE.

Take a pint of very thick sour cream from the top of a pan set by for butter ; lay a napkin on two plates, and pour half into each ; let them stand twelve hours, then put them on a fresh napkin, wet in salt and water, on one plate, and cover with the other ; repeat this every twelve hours till the cheese begins to look dry ; ripen it with nettle-leaves. It will be ready in ten days. Fresh nettles or two pewter plates ripen cream cheeses very well.

#### 873. DOUBLE GLOUCESTER CHEESE.

To twenty-four pints of new milk add four pints of cream that has risen twelve hours ; warm them together in a milk-pail, by standing it in a boiler of hot water ; while warming add as much annotto as will give it a good colour, mixing well together ; put it then into a tub, and add the rennet as usual ; in separating the whey do not break the curd, but press it down with a flat dish ; when



that is done warm some of the whey, and when near boiling pour it over the curd, and let it stand a few minutes ; then mince the curd down with a mincing-knife, strain off the whey, and put it into a cheese-mould, and press as usual. When the cheese-cloth comes off it dry it is sufficiently pressed, and must then be rubbed every day for eight days with salt, and laid on a strainer, that the pickle may run off. As the cheese dries its appearance is much improved by occasionally scraping the outside, and rubbing it with butter.

#### 874. STILTON CHEESE.

Very early in the morning take the cream of five gallons of milk, and five gallons of milk hot from the cow ; mix the two well together, and add as much boiling water as will make the whole of the proper warmth for the curd to come ; then add the rennet, but as weak as possible, for if it is strong it makes the cheese crumble ; lay a wet napkin over the sieve, and if, as sometimes happens, the cream has risen to the top, take this curd off first and lay it on one side, being careful not to break it ; then take up with a skimmer the rest of the curd ; lay it on the sieve also without breaking ; put the cream curd over it in order that it may be well mixed, otherwise the cheese will be rich in one place and poor in another. When the whey is strained from it, tie the curd up in the napkin and hang it up till it gives over dripping ; now cut the curd in pieces and lay it for half an hour in as much fresh water as will cover it ; then take out one-half and put it in a cheese-hoop, strewing a little salt over it ; put the other half on the top, breaking it a little so



as to make them join well, and lay a small weight upon it. Care must be taken that it is not heavy enough to make the whey run white. It must be turned every hour during the day upside down on to a clean wet cloth, keeping the slight weight on it ; next morning lay it on salt for twenty-four hours, then swathe it tight in bandages, which must be changed, and the cheese wiped and turned every day, and covered with a cloth for a considerable time till it dries and ripens. The cheese may be made to any size ; and the best season is in August, September, or October, if the weather is dry.



## VARIOUS RECEIPTS FOR MAKING COFFEE.

---

### 875. COFFEE.

The best kind is Mocha, but Java is also good, and a mixture of the two makes excellent coffee. It is always best to buy it raw, and roast and grind it yourself as you want. It should not be too much roasted, as it makes it bitter; and not more than a week before it is used, as it loses its flavour; it ought also always to be ground fresh just before using. A great secret in making good coffee is to use plenty in proportion to the quantity of water, at least one cupful of coffee to every two of water. It should never be allowed to boil, as it gives it a coarse bitter taste. There are now an endless variety of coffee-pots for making coffee, but the simplest are always the best. The usual French coffee-pot is made in two parts, fitting closely into one another; the bottom of the upper part is perforated with small holes, and it contains two movable metal strainers; on the under one the coffee is placed, and boiling water poured on it through the upper one; the lid is then closely shut down, and the pot placed by the fire till it all strained through, and clear. A still simpler pot, and one which makes excellent coffee, is a tin pot, in which is suspended a



strong linen bag, sewn to a ring which fits into the top of the pot; the coffee is placed in the bag, which is shaped like a funnel, and boiling water poured over it; it runs through quite clear. Care should be taken to scald the bag every time it is used. Many prefer the bag to be made of flannel, or use both—one inside the other, the first being made rather shorter. In Germany I have seen a very ingenious coffee-machine for making coffee yourself in the drawing-room. It consists of two vases, one of glass and the other of china; the latter is stopped close with a cork at the top, and is provided with a tap to draw the coffee off; the two are connected with a syphon, which passes into both, and the end in the glass vase is fitted with a fine strainer; a balancing weight is also attached on the side of the glass vase. The requisite quantity of coffee is placed in the glass, the water in the china vase; a lamp is then lit under the latter; as the water boils, the pressure of the confined steam forces the water up the syphon and into the glass vase; as the water ascends, the weight being removed from the china vase, it rises, and the lamp underneath, which is also provided with a cover and a balancing weight, is extinguished by the cover falling on it; at the same time the strainer at the end of the syphon descends and presses the coffee down, the water forces itself through the coffee, and bubbles up in the glass. The atmospheric air now meets it coming through the hole down which the syphon passes, and forces the coffee back into the china vase, which, as the weight falls into it, again descends into its original place, and the coffee is ready to be drawn off clear and good. It may be passed in this



way twice to make it stronger, but it is better if enough coffee is put in to make it strong enough with once passing. This scientific and pretty little machine has, however, the slight objection that it is apt to explode, if at least great care is not taken that no obstruction occurs in the pipe of the syphon.

#### 876. TO MAKE COFFEE AS AT PARIS.

The coffee-berries should be more roasted than is generally the case in England, and the fresher they are roasted the better ; in any case they should not be kept longer than a week, and never ground longer than an hour before the coffee is prepared. The powder is to be placed in the ordinary French coffee-pot, in the proportion of half an ounce to every good-sized cupful of water, which should be poured in a *boiling* state on the coffee. The coffee-pot is then to be placed near the fire in such a way as to keep it very hot, but under the boiling-point ; so that all the strength is brought out, but the aroma not carried off. It is usually kept thus for two hours, and then gently poured into the coffee-pot in which it is to be served. Many persons prefer an addition of chicory-powder, which should be in the proportion of a teaspoonful to the ounce of coffee.

#### 877. TO MAKE GOOD COFFEE.

Take one pound of fresh-ground Mocha coffee ; put it into a saucepan with three quarts of water ; set it on the stove, and whisk it till it comes to a boil ; draw the pan to the side of the fire, and let it simmer gently for ten minutes ; then throw into it a large tumblerful of



cold water, in which you have dissolved a quarter of an ounce of isinglass ; this is to clarify it ; let it simmer a minute or two longer, and take the pan from the fire ; let it stand half an hour to settle ; then you can pour the coffee off clear and fit for use. It is better made a day before, and when wanted heated in a bain-marie—*i.e.* by putting the coffee-pot into boiling water. Great care must be taken that the coffee itself does not boil, as it makes it bitter.

#### 878. COFFEE MILK.

Boil two ounces of well and fresh ground coffee in a pint of milk for twenty minutes ; put in two or three shavings of isinglass to clear it ; let it boil a few minutes longer ; set it aside till it fines, and sweeten it to taste.



## PEPPER POT.

This soup, which is of West Indian origin, should be made in an earthen pot, which always remains by the side of the fire, where the contents simmer but do not boil. These should consist of an equal admixture of fish, flesh, fowl, and vegetables, seasoned with chilis or Cayenne pepper and salt,—the only attention it requires being occasional skimming and the addition of a little water when it gets too dry. Anything and everything may be put into it; and as it should at all times be simmering by the fire, a good meal is always ready for any guest that may chance to come uninvited.



## ADDITIONAL RECEIPTS.

---

### 1. A PLEASANT SPICED MUSTARD TO EAT WITH COLD MEAT.

Four small onions, four cloves of garlic, and eight bay-leaves, all shred fine, are to be placed in an earthenware pipkin, with a pint and a half of the best wine vinegar; then the pipkin must be close covered, and the contents must be boiled for ten minutes, then strained, and a quarter of a pound each of finely powdered and sifted brown and yellow mustard flour added and rubbed down in the vinegar till it is perfectly smooth. Now mix well with this two ounces of finely powdered sugar, one drachm of powdered cloves, and the same quantity of cinnamon,—the whole to be put in a closely stoppered glass jar or bottle with a wide mouth.

### 2. SOUR SPICED MUSTARD.

Boil, in sharp vinegar, sliced onions, a little garlic, tarragon, bay-leaves, whole pepper, a few cloves, and some salt, till the vinegar acquires a good flavour of all these ingredients; then strain it, and when cold, mix it with mustard flour to a proper consistency. This vinegar can be kept in well-corked bottles for a long time ready for use.



3. A GOOD SAUCE TO EAT WITH COLD PARTRIDGE,  
PHEASANT, ETC.

Three tablespoonfuls of calves-feet jelly, three of salad oil, two of tarragon vinegar, some very finely minced tarragon and shalot, a little pepper and salt; all to be worked together till it becomes a thick smooth sauce.

4. SAUCE A LA DIABLE, TO EAT WITH WILD BOAR'S  
HEAD, BUT IT IS GOOD WITH MOST COLD MEATS.

The yolks of four hard-boiled eggs well mashed down, six tablespoonfuls of red wine, four of the best oil, two mustard spoons of mustard, the juice of two lemons, a little vinegar, some finely minced shalot, a little pepper, salt, and sugar; to be carefully mixed and stirred till the oil is thoroughly incorporated.

5. CUMBERLAND SAUCE.

Stir a spoonful of English mustard flour into red wine till it is quite smooth, mix with this half a pot of red-currant jelly, and a good quantity of very finely peeled and minced bitter orange-skin; if too thick, add more red wine. Another, and, we think, still better way of making this sauce, is to prepare a usual mayonnaise sauce (*see Sauces*), adding rather more mustard than usual, and stirring into it a tablespoonful of currant jelly and one of red wine; it should look like a red mayonnaise. This sauce is good to eat with almost any kind of cold meat, but in Germany is almost exclusively served with wild boar's meat or head.



## 6. BROWN MUSTARD SAUCE.

Melt in a saucepan a piece of butter, add to it a finely minced shallot and as much flour as will thicken, stir till it has acquired a fine yellow colour, add some good brown gravy, a spoonful of wine vinegar, some salt and sugar; stir till it is smooth, pass it through a sieve, and work into it three or four spoonfuls of mustard. This is good both with boiled meats and fish.

## 7. EEL SOUP, A HAMBURGH RECEIPT.

Set three or four pounds of beef on to boil, with salt and sufficient water to cover it well; skim it carefully. After it has boiled an hour, add to it a soup-plateful of the following vegetable roots cut in dice:—Carrots, turnips, celeriac (or the turnip-rooted celery), and parsley-root, but only half as much of this last as of each of the others. Now put in, all cut fine, a handful of young celery leaves (those from the heart), the same of parsley and majoram, half a handful of thyme, burnet, and sorrel, a few leaves of tarragon, sage, and leeks. Let the soup stew two hours longer, and add a soup-plateful of young shelled peas, some cauliflower, and a few pears with their skins on. If the pears are not to be had, a few French plums may be added at the same time as the roots. Meanwhile boil two pounds of eel (leaving the skin on, cut in pieces, but omit the head and point of the tail), in salt and water till tender, then add them, with the water they were boiled in, to the soup; melt a good piece of butter, to which you add a large spoonful of flour, beating together over the fire till it acquires a fine colour; stir this into the soup just before serving, season with pepper, a teaspoonful of sugar, and a tablespoonful of vinegar.



## 8. POTATO AND CURLY KALE OR SAVOY SOUP.

Take a few beef bones and a piece of lean bacon, in size according to the number of people who are to eat the soup, and as much water as you wish to have soup; set this in a saucepan on the fire, and as soon as it boils add a good quantity of well-washed and peeled potatoes, three or four carrots, a stick or two of celery, and either leeks or onions sliced, and some finely shred kale or curly cabbage, with salt and pepper to taste; let the soup cook slowly till it is smooth and thick, and all the vegetables very soft; it will require about two hours and a half.

## 9. HERB SOUP.

Wash and mince fine a handful of tarragon, chervil, and sorrel leaves; sweat them in butter, using as little as you can, so that they may absorb it all, then pour over them a quart of good strong clear soup, let it come to the boil, skim off any fat, and serve. This is an excellent soup; many other herbs may be added if liked, and it is also sometimes thickened with the yolks of eggs.

## 10. SCHOTEN SOUP.

This is a soup-maigre eaten on fast-days. Boil flour and water till smooth and not too thick, then add three handfuls of young green peas, an onion, a bunch of parsley, a little pepper and salt, a piece of butter, and some sugar. When the peas are quite fallen, stir it well, remove the onion and parsley, and serve with bread cut in squares and fried in butter.

## 11. BEER SOUP WITH RAISINS.

Boil a good quantity of raisins, previously washed, in a small quantity of water, with a few slices of white bread, till



the raisins are quite soft, then add to this, good strong sweet beer, till it is of the consistency of soup, thicken it in the proportion of one tablespoonful of flour mixed in water, and two yolks of eggs to each plateful of soup, beat it well together, and add a little sugar and some cinnamon; it should be about the thickness of pea-soup.

### 12. BEER SOUP WITH MILK.

Half a pint of milk, with the cream on it, half a pint of water, a quarter of a pint of strong sweet ale, two ounces of well-washed currants, three-quarters of an ounce of flour, one ounce of sugar, half a small teaspoonful of salt, and the yolk of a fresh egg. All this, with the exception of the egg and the salt, must be put together in a saucepan or (which is better) an earthen pot, over a sharp fire, and continually stirred till it comes to the boil, when the saucepan must be quickly taken off the fire, and the mixture still stirred for a minute, that it may not curdle, then work in the egg and the salt, and, if you like, a little cinnamon.

### 13. FROTHED BEER SOUP.

A measure of beer and the same quantity of water, two tablespoonfuls of flour, four whole eggs, two slices of lemon, sugar, and cinnamon according to taste; beat this with a whisk over a sharp fire till it comes to a boil, pour it quickly into a tureen, and serve hot, with fried bread cut in dice-shaped pieces.

### 14. FROTHED WINE SOUP.

Beat six yolks of quite fresh eggs to a froth with a whisk over the fire, adding a spoonful of flour, some sugar, a bottle of white wine, and half the quantity of water, whisk



till it comes to a boil, then take it off immediately, and serve as quickly as possible, or the froth will subside.

#### 15. HOT BEER OR WINE, OR POLISH TEA.

Boil two quarts of beer and one of wine, with some cinnamon, sugar, and a few bits of lemon-peel, then stir a spoonful of potato-flour into it, and when it has again boiled up, four yolks of eggs. A glass of maraschino is also a great improvement. This is served in Germany both in a soup-tureen, or in glasses, as a drink.

All these three receipts are pleasant and comforting on a cold day.

#### KALTE SCHALEN.

As these sort of sweet cold soups are unknown in England, the collector of the receipts knows no words to translate their name. They are very popular in Germany, and in summer are really very pleasant, though an English person would rather feel inclined to end than begin his dinner with them, as is the fashion in that country.

#### 16. BEER KALTE SCHALE.

Wash and clean a handful of currants, and let them swell in hot sugar and water till tender, then strain them, and add them to a quart of good sound sweet beer, together with a handful of brown bread-crumbs, sweeten it with sugar on which the peel of a lemon has been rubbed, cut a lemon in thin slices, removing the peel and pips, and add it also, then set the Kalte Schale on the ice, or in a cool place; it should be as cold as possible.

#### 17. WINE KALTE SCHALE, WITH ORANGES AND RICE.

Rub the yellow part of the rind of an orange on to half a pound of sugar, which place in a soup-tureen or china



bowl, pour over it a pint and a half of Rhine wine and the same quantity of water, and let it melt. Peel two oranges, and cut them in pieces about an inch long, lay them to soak a few minutes in sugar, and add them to the wine; wash thoroughly in several waters, and simmer till tender, half a pound of rice; put this also in, and squeeze the juice of two oranges and one lemon through a cloth, that it may be quite clear into the wine; ice the whole well, and it is ready to serve.

#### 18. WINE KALTE SCHALE, WITH SAGO.

Wash thoroughly three ounces of sago, put it into a saucepan with some sugar, half the peel of a lemon cut thin, half a bottle of white wine, and either some fresh or preserved strawberry, raspberry, or currant juice, simmer till quite a thick jelly, and pour it into a soup-plate or deep dish to cool. Rub the peel of a lemon or orange on to six ounces of white sugar, dissolve it in a pint of white wine, the same of water, and the expressed juice of a lemon, ice it well, and before serving add the sago, which ought to be in a jelly, and being cut with a teaspoon, should retain the shape and size thereof. This may also be made with red wine, but then sago must not be boiled so thick, and instead of remaining in lumps, should be stirred in smooth with the wine.

#### 19. KALTE SCHALE OF CHERRIES.

Stone a quarter of a bushel of some juicy cherry, boil them, till quite soft and fallen, with water, a little cinnamon, and sugar, and rub them through a sieve with the exception of about a handful, which you keep back to put in the Kalte Schale; break the stones of the cherries, boil the kernels, and rubbing them also through a sieve, add them



to the fruit, now pour a bottle of red wine over all, mix well together, and ice.

#### 20. KALTE SCHALE OF STRAWBERRIES.

Pick and wash half a peck of wood strawberries, and rub them through a fine sieve, add to the juice a bottle of white wine (Rhine or Moselle) and some water; sweeten to taste; add some whole large pine or other fine-flavoured strawberry, which have previously been laid for an hour or two in sugar; ice the whole well and serve. Raspberry Kalte Schale is made in the same way.

#### 21. KALTE SCHALE OF APRICOTS.

Choose a dozen fine ripe apricots, peel them, halve them, and cut one half in fine slices, which strew with sugar, the other half you can either rub raw, or previously cooked in sugar and water, through a sieve; break the stones, blanch the kernels so as to remove the skins, boil them in sugar and water, and rub them also through the sieve; mix the whole with a bottle of white wine and a little water; if not sweet enough add sugar to taste, and slices of apricot and ice altogether. These Kalte Schalens are served usually at the beginning of luncheon or dinner instead of soup, and in summer are very refreshing. Slices of bread strewed with sugar, and glazed in the oven, are generally offered as an accompaniment.

---

#### 22. SCHUSSELHECHT, OR BAKED PIKE ON A DISH.

Scale and clean a pike of three pounds weight, cut it in two down the back-bone, and then in slices the width of two fingers, strew them with pepper and salt, and let them remain for an hour or two; meanwhile mix six ounces of



butter with a spoonful of minced parsley, a finely chopped shalot or some chives, three tablespoonfuls of fine bread crumbs, and a little anchovy sauce, pepper, and nutmeg ; mix all together to a paste with some wine, cover the bottom of a dish that will bear the heat of the oven with a layer of this, then lay the slices of fish on it, placing between each piece some slices of lemon, peeled and with the pips removed, cover the whole over with the remainder of the paste, put it into the oven with a lid, and baste it with wine or water if it gets too dry, till it is done, which will be in little more than a quarter of an hour ; wipe the dish as clean as you can, and send it to table.

This is much to be recommended.

### 23. PERCH IN WINE.

Clean the perch thoroughly, and either leaving them whole or cutting them in pieces, place them in a saucepan with slices of onion, a bunch of parsley, a couple of bay-leaves, some spices, pepper and salt, a piece of butter, and as much white wine and water as will cover them ; boil them a quarter of an hour over a quick fire ; mix two ounces of butter with a spoonful of flour, thicken the sauce with this, season with a little pepper, and if liked some anchovy sauce, let it boil up once more, and dress the fish on the dish, pouring the sauce over them.

### 24. SAUERKRAUT WITH OYSTERS.

Six pounds of sauerkraut are to be boiled till tender, in water, with a quarter of a pound of butter and the same of lard ; an earthenware pot closely covered is the best thing for the purpose, and a sheet of buttered paper should be laid over the cabbage before the lid is put on ; when it has stewed till quite soft, the cabbage is to be laid on a



strainer to thoroughly drain ; meanwhile, place in a saucepan a quarter of a pound of butter, a tablespoonful of flour, and a pint of sour cream ; when this boils it is to be poured over the cabbage, and well shaken together. The oysters, while this is done, are to be stewed slowly, with only the addition of a little pepper, in their own juice ; about fifty oysters should be allowed to each pound of cabbage ; it is then to be arranged in the dish, a layer of sauerkraut and a layer of oysters with their juice poured over alternately, and served very hot. Fish is also often mixed with this, particularly pike and turbot ; then fewer oysters are used, and the fish must first be boiled and then pulled into pieces, taking care to remove all bones. It appears an outlandish combination, which it is, but is really very good.

#### 25. SAUERKOHL OR SAUERKRAUT.

Choose firm white cabbage-heads, remove the loose outer leaves, cut out the stalk, and the coarser fibres at the back of the leaves. In Germany, they have a particular sort of knife, more in the nature of a plane, with which they then cut the cabbage in fine strips, but an ordinary large knife will answer the purpose as well : this must now be done, and to about thirty firm middling-sized heads you allow half a pound of salt ; mix the salt lightly with the cabbage, cover the bottom of a small oak-barrel or cask with cabbage-leaves, press the cut cabbage and salt jointly into the cask, either with your hand, or, still better, a wooden pestle ; when it is quite full place another layer of cabbage-leaves on the top, then a clean cloth, and after that the wooden cover, with stones laid on it to make it heavier, keep it in a moderate temperature till it begins slightly to ferment, and then put it in a cold cellar. If it appears



not to be juicy enough, boil salt and water together and pour it over the cabbage. It is usual to strew carraway seeds among the cabbage, also in many parts of Germany sour apples or unripe grapes, which are said to be a great improvement. It is usually made in October, and is ready to eat in February.

#### 26. TO DRESS SAUERKOHLE OR SAUERKRAUT.

The sauerkohl must be lightly pressed, and if very sour, washed, then placed in a well-tinned saucepan, with as much water as will cover it, an onion, and a piece of lard or goose-fat, and boiled slowly for from three to four hours; mix a little flour and butter together, stir it up with the cabbage, take out the onion, pour a glass of wine over it, and let it stew slowly a little while longer. Some people add sugar and apples to it; the great art in cooking it is that it should not be greasy, and neither too dry nor liquid.

#### 27. GREEN OR RED CABBAGE, WITH CHESTNUTS.

After the leaves are separated, the stalks and coarse parts removed, it must be well washed and blanched in boiling water, laid on a sieve to drain, rinsed with cold water, squeezed, sliced fine, and put in a pan to stew with broth, lard, or butter, a little salt, and a lump of sugar, till tender. The sauce must afterwards be thickened with a little flour, and mixed carefully with the cabbage, which must again be set on the fire for a few minutes; meanwhile the chestnuts must have been freed from both their shell and their skin, boiled tender in broth, with salt and sugar, then arranged in the middle of the dish, with the cabbage round it. Turnips are dressed in the same way; both are very good.



## 28. SOUR POTATOES.

Fry either finely shred bacon, or else make good fat very hot, and fry thinly sliced onions a fine yellow in it; now add to this water salt and a little pepper, and boil the potatoes soft in it; before serving, add a spoonful of vinegar to it, and thicken the sauce with a little flour stirred in butter. The potatoes should be cooked till they fall in pieces, and have plenty of sauce about them.

## 29. SORBER POTATOES.

Wash and peel good mealy potatoes, set them on the fire, with just water enough to cover them, a piece of butter or dripping, sliced onions, pepper, salt, and a few bay-leaves, to boil slowly till the potatoes fall to pieces, then stir a little vinegar into the sauce and serve them.

## 30. PRINCESS POTATOES, WITH HERRINGS.

Boil potatoes in their skins with a little salt till tender, then peel them, keep them quite hot; butter a soufflé mould or dish, lay slices of potato in it, stick bits of butter all over them, a layer of salted herring, previously washed, boned, cut in small pieces and dipped in good butter, then some onions browned in butter, next potatoes, and the whole repeated till the dish is full, finishing with butter, set it in a hot oven, and when the potatoes, etc., are nearly done, pour over them the following sauce,—three or four eggs beaten up in three teacupfuls of milk, seasoned with salt, pepper, and nutmeg, strew the top with minced onions, bake three-quarters of an hour, and serve very hot. This dish is also made with ham instead of herrings.



## 31. RIBS OF PORK, WITH POTATOES AND SOUR APPLES.

Place, in a large, rather shallow frying-pan, a piece of ribs of pork, cover it half over with water, add some salt, cover the pan closely, and let it cook on a moderate fire for from an hour to an hour and a quarter; it should get quite brown, then take it out, cover the pan with slices of peeled potatoes, cut round, and then lay the ribs again on this, with their hollow side up, but do not forget first to sprinkle the potatoes with a little salt and pepper,—now fill the hollow side of the ribs with good sour cooking apples, peeled, cored, and cut in four pieces, pour a cup of water over all, cover the pan again closely, and let them cook slowly, turning them over till the potatoes are soft and brown. Serve in a deep dish, garnishing the meat with the apples and potatoes.

## 32. POTATOES AND APPLES.

Wash and peel the potatoes, cut them in pieces; peel, core, and cut in quarters the same quantity of sour apples; parboil the potatoes in water, with some salt, strain them, add the apples, a good piece of butter and a little water, stir them often, and let them cook till quite tender. Potatoes are also often cooked with pears and plums in the same way; the only difference being, that the pears or plums must be partly cooked by themselves with water, butter, and a little vinegar before they are added to the potatoes.

## 33. YOUNG CARROTS AND GREEN PEAS.

Wash and clean young carrots, cut them lengthways in four or five pieces, shell and wash the same quantity in proportion of young green peas; boil both together in broth,



with a piece of butter, some sugar, and salt till tender, take them out, and thicken the sauce they were boiled in with a little flour, adding some finely-chopped parsley; now put back the carrots and peas, let them just come again to a boil, and serve. They will be found quite excellent.

#### 34. CARROTS AND ASPARAGUS.

Preparè and stew the carrots as in the above receipt, clean the asparagus, and cut it in pieces of about an inch long as far as the tender part goes, boil them till tender in salt and water, and lay them on a sieve to drain; thicken the sauce of the carrots with flour, add another bit of butter and sugar, put in the asparagus and carrots; shake them well up together, and serve.

#### 35. CARROTS AND POTATOES.

Clean and cut carrots in strips about an inch long, boil them in fat mutton or beef broth and a little suet till tender, stir some flour and butter or suet together, thicken the same with it, mixing till quite smooth, add minced parsley, boil peeled potatoes cut in pieces in salt and water till quite soft, put them and the carrots into the sauce, and mix all well together.

#### 36. TELTOWER RUBEN (BRASSICA RAPA).

This vegetable, which is excellent, looks like a small white carrot, and tastes like a most delicate turnip; the compiler has never seen it either in England or Scotland. They must first be cleaned, and the large ones cut in halves; blanch them in boiling water, and drain them on a sieve. Meanwhile stir a spoonful of butter and a spoonful of pounded sugar unceasingly in a saucepan over the fire till



it gets brown, shake two spoonfuls of flour into it, add some boiling broth and a little strong gravy or glaze to it, stir till quite smooth and boiling, then put in the roots, together with a little salt, cover the saucepan and stew them till soft; if you do not then find them sweet enough, add a little more sugar, and serve: the sauce should stick to the roots.

### 37. TURNIPS WITH CHESTNUTS.

The turnips should be cut in pieces and dressed the same as the Teltower Rüben above. A pound of chestnuts are to be freed from both husk and skin, and boiled in broth, with a little butter, sugar, and salt till soft, and mealy, and mixed among the turnips. This is really excellent.

### 38. TELTOWER RUBEN WITH CREAM.

After they have been cleaned, cut the roots in diagonal slices, blanch, and boil them tender in broth, with butter and salt; then add to the sauce as much sweet cream and flour as will make it thick and smooth, and a little pepper and sugar. Heat the vegetables up again in it, and serve.

### 39. TO DRESS FRENCH BEANS AS IN GERMANY.

Remove all the fibres of the beans, cut them in stripes, put them for a minute or two into boiling water to blanch, and then stew them till tender in fat mutton or beef broth with a little salt; stir flour into suet over the fire till it acquires a fine yellow colour, mix it with the broth the beans are stewing in to a smooth sauce, add minced parsley and pepper herb to it, and let the beans stew a little longer.

### 40. FRENCH BEANS, AS IN MECKLENBURG.

Remove the stringy parts, wash and slice them, set them on to boil with boiling water, broth, butter, and salt; thicken



this with cream and flour stirred up in it, about half-a-pint to a table-spoonful of flour, add minced parsley and pepper herb (*Saltergia Hortensis*), shake the beans about in the sauce, let them come to a boil, and serve.

#### 41. ARTICHOKE AND PEAS.

Cut off the stalks of the artichokes, break off the coarse outside leaves, trim the others with scissors, peel off the green skin from the bottom, and rub them with lemon juice that they may remain white, and throw them into cold water. Then put them into plenty of boiling water and salt, and cook them till the choke can be easily removed, put them again into cold water, draw out the centre leaves and the choke, rinse them in fresh water, and tie each round with a string to keep them together, finish boiling them in salt and lemon juice and water till quite tender, drain them well on a cloth, set them on a dish, and fill the centre with a purée of green peas.

#### 42.

Made thus:—Take green peas which are already a little old, boil them in water with salt, an onion, and a bunch of parsley, till tender; rub them through a sieve, and stir into them a good piece of hot butter and a little pepper.

#### 43. BLINDHUHN (A NATIONAL WESTPHALIAN DISH).

Boil a small piece of ham or bacon in water; take green beans, which may be a little old, wash them, remove the fibres, and cut them small, add about the same quantity of shelled white (*Haricot*) beans, and half as much carrots, also cut fine; throw them all first into cold, and then into boiling water; blanch them separately, and add them one after the other to the boiling bacon. If you have any



pears, peel a few, cut them in quarters, and put them also in when the vegetables are nearly tender, add a good quantity of peeled and washed potatoes, some salt, and two or three sour apples peeled and cut into bits, let the whole cook slowly together till all is quite soft, then take out the piece of bacon or ham, mix together a little pepper, flour, and water, and stir it into the vegetables. They should be smooth and juicy, and taste a little sour from the apples. If you have no apples, you can mix the flour with a little vinegar. It should boil for from two to two and a half hours.

#### 44. LENTILS, A MECKLENBURG RECEIPT.

Wash the lentils well, and boil them soft in water, then strain them, put them to stew in broth with leeks and celery cut in pieces, stir them slowly, and thicken the sauce with flour and butter, add pepper and salt to taste, and serve. Sometimes a little vinegar is also added.

#### 45. OF PRESERVING VEGETABLES, ETC.

German housekeepers are especially skilful in preserving vegetables and fruits, so that you may eat them all the year round, as fresh as if only just brought from the garden. This they do by a simple and well-known process, but as the compiler has never seen it described in any cookery-book, and as anybody with a little care can do it for themselves, she has thought it may not be uninteresting to describe it:—Vegetables preserved in hermetically closed tin boxes may be preserved fresh for years, but as soon as the box is once open, the vegetables will not keep long, it is therefore better not to have the boxes made too large, but of such a size that they hold as much vegetables as should serve for an ordinary dish; they should be made



of good strong tin, and have round the inside edge of the box a rim so that a flat piece of tin can be laid on it as a lid, and soldered to the outside edge. The boxes must be first boiled in potash and water, and then well rinsed in clean hot water. Care must be taken that all the vegetables used are young, and perfectly fresh; as for fruits, they must be preserved in bottles, as their acid acting on the metal would give them an unpleasant taste. The best vegetables for preserving are peas, French beans, broad beans, young carrots, cauliflower and asparagus. With the exception of the peas and asparagus they should be half boiled, with as little water as possible, and not much salt, as that can always be added when they are cooked. Peas should be shelled and boiled in a little broth without any salt, not longer than a quarter of an hour, and asparagus should only be washed clean and closely packed in the boxes. Vegetables are to be laid in the boxes while they are still hot; they are not to be filled fuller than half a little finger's breadth from the top; you are then to pour over each some of the liquor they were boiled in, and in the case of the asparagus plain boiling water, leaving still about as much room as two straws would take between the top and the lid, or the boxes could not be soldered, which they are now ready for, and which is the most important part of the whole process, for if they are not made perfectly airtight all your labour will have been in vain, so you should take care to have a trustworthy tinsmith in attendance, and let him wait till you have quite finished, that he may be at hand to close with solder any little aperture which may be discovered in the course of boiling, and which will be seen by small air-bubbles rising from the spot continuously to the top of the water. When the boxes are perfectly soldered, place them in a large kettle or pan of



boiling water, where they must boil uninterruptedly for two hours ; if the water boils away add more, but mind it is also boiling ; at the end of this time take them out and place them in cold water, which you must often renew so that they may cool as rapidly as possible. Many people, however, leave them to cool in the water they were boiled in, pretending that you can then with a greater certainty know if they have been perfectly soldered ; if this is the case the lid will be slightly depressed inwards, if not, it will be bulged outwards, and then they must be done over again. This also is a certain sign by which you may know, on examining the boxes (which you should do from time to time), if they are keeping well ; any that are bulged should be immediately opened and used, if they are still fit for it. To stew the vegetables, put a piece of butter in a glazed saucepan, and when it begins to boil stir in a tablespoonful of flour, then add the vegetables, and as much of their juice as is necessary, a bit more fresh butter, some salt, and a little pepper, and if for peas or carrots, a piece of sugar. Asparagus may be boiled in its own juice, with the necessary quantity of salt, and served as usual, with melted butter ; cauliflower heated in its own liquor and served with a Béchamel sauce, and French beans sliced and heated in the same way, with the addition of a piece of butter, some minced parsley, and a squeeze of a lemon over them when ready to serve. Fruit must be preserved in wide-mouthed strong glass bottles, filled with boiling water to within a thumb's-breadth of the cork, then corked down tight, the corks tied down, and the bottles set in a pan or kettle of cold water, so deep that it comes half-way up the bottles, hay filled in between them, and allowed slowly to boil from ten to twenty minutes, according to the size of the bottles. They must then be



taken out and dried, the corks well covered with rosin, and put away in a cool place. The vegetable boxes should also be kept cool.

#### 46. VIENNA MODE OF DRESSING CUTLETS OF BEEF.

Cut ribs of beef in cutlets about two fingers thick, take out the back-bone, and flatten the cutlets with a chopper, sprinkle them with pepper and salt, dip them in flour, and fry them in butter in a frying-pan, till they are brown on both sides, then lay them in a flat saucepan, pour over them as much gravy or broth as will cover them, add onions, carrots, turnips, and a bunch of parsley to this, cover the cutlets close, and let them stew slowly till quite tender; when this is the case take them out, skim the sauce free from fat, strain it, and boil it up again with a glass of white wine, and as much flour as will make it a thick smooth sauce; add to it at the last moment a pint of sour cream and some capers, stir it smooth, heat the cutlets, cover the end of them with cut-out paper, arrange them on the dish, pour some of the sauce over, put the rest of it into a sauce-boat, and send to table with roasted or fried potatoes.

#### 47. SAUERBRATEN (MARINADE OF BEEF)

Is usually made from the piece just behind the tail. All bones and muscles must be removed, and it is then to be laid in a deep earthen dish with sliced onions, thyme, basil, bay-leaves, different kinds of spices, and as much half vinegar and half beer poured over it as will cover it. In this marinade it is to lie from four to six days, turning it every day, then place it in a saucepan, the bottom of which is to be covered with slices of beef-suet, add some salt, carrots, turnips, and celery, pour the marinade over all, see that the meat is well covered, baste it often with its gravy, and



let it stew slowly till quite tender, take it out, skim and strain the sauce, thicken it with potato-flour, and serve it round the meat, which in Germany is always cut up first into slices.

#### 48. HAM PASTY.

One pound fine flour, two ounces of butter, one egg, a quarter of a pint of thick sour cream,—mix this together with a knife into a paste, cut it into several pieces, which roll out quite thin; butter a mould or an iron saucepan, and cover it at the bottom and round the sides with the paste. Take the remains of a boiled ham, lean and fat, mince it fine, with an onion, beat five eggs up with half a pint of thick cream, stir a large soup-plateful of the minced ham and onion up with this, season with a little pepper and nutmeg, spread a layer of this purée on the paste at the bottom of the mould about as thick as a finger, then cover this with a round leaf of the paste, rolled quite thin, then another layer of ham, and so on to the end, finishing with the paste. Bake one hour in a hot oven, turn it out and serve. It is excellent.

---

The two receipts following are given more to amuse the reader than with any idea that they will be followed, nor has the compiler ever had an opportunity of trying if they are good. They are eaten on fast-days.

#### 49. ROAST-LEG OF BEAVER.

Beavers are found by several rivers in Prussia, the Oder, the Elbe, and several of its tributary streams. It is a favourite diet in some places with Roman Catholics on fast-days, being allowed to pass as fish, as is also otter, which latter is held in so much esteem, that it is considered a valuable present to offer to a Bishop. Lay



the leg of the beaver to marinade for three or four days in vinegar, with slices of onions, carrots, turnips, some herbs, and spices. Then roast it, basting it continually with the marinade, till it is well done ; at the last baste with sour cream, froth it, and serve.

#### 50. STEWED BEAVER'S TAIL.

This is considered a great delicacy, and is thus prepared :—Clean, and wash it well, and place it in a saucepan, with slices of onion, carrot, and turnip, one or two bay-leaves, a bunch of sweet herbs, some whole pepper, and a few slices of lemon from which the pips have been removed, add a little salt, two spoonfuls of vinegar, and as much red wine as will cover the whole. Let it stew slowly, often basting it with the sauce till very tender. Take it out, strain and skim the sauce, thicken it with brown roux, heat up again the beaver's tail in it, and serve.

---

#### 51. PUFFER OR POTATO PANCAKE.

Choose large sound well-flavoured potatoes, peel and wash them well, and grate them on an iron grater, then mix them in the proportion of from ten to twelve potatoes to half a pint of milk, a quarter of a pound of white bread, four eggs, two tablespoonfuls of thick sour cream, some salt, and not quite half an ounce of yeast. The grated potato should soak for an hour in cold water, and then be pressed in a cloth. Warm the bread and milk together, and well mix them ; set in a warm place to rise. The paste must not be made too thin, and should rise as high again, when it must be put into the frying-pan, with plenty of clarified butter and lard, half of each, or, what is still better, goose-fat. They must be fried a light brown, over a fire not too hot, so that they are neither raw nor dried up.



## 52. ANOTHER PUFFER, WITHOUT YEAST.

Take the largest potatoes you can get, skin them, wash and grate them, press them in a cloth as dry as you can. To a heaped plateful of the grated potato add a table-spoonful of flour, six yolks of eggs, some salt, and a little sour or sweet cream, stir in lightly the whipt whites of the six eggs, and fry from this mixture thin pancakes in clarified butter or lard. This is a most favourite dish in Germany, and among the lower classes parties called puffer-parties are held, where they are eaten hot and hot.

## 53. BROWN BREAD PUDDING. \*

Eleven eggs, a quarter of a pound of pounded sugar, three ounces of dried and sifted brown bread-crumbs, a glass of French wine, the fine peel of a lemon, and half a tea-spoonful of finely powdered cloves. The yolks of the eggs must be beaten with the sugar; the bread first soaked in the wine, and then with the spices all mixed together. The whites of the eggs must be beaten to a stiff froth, and stirred lightly in; pour the mass into a buttered form, set it immediately into boiling water or else it will get heavy, and boil it for from two to two and a half hours; serve with wine and egg sauce. This is an excellent pudding; enough for ten persons.

## 54. POTATO PUDDING.

A quarter of a pound of butter, two ounces of sifted sugar, one ounce of sweet, and eight single bitter almonds finely pounded, a little cinnamon and lemon-peel, twelve yolks of eggs, a pound and a half of grated potatoes, and a quarter of a pound of stale bread-crumbs. The potatoes must be very good and mealy, and the day before they are wanted for use parboiled, skimmed, and when perfectly



cold, grated, and the grate carefully weighed; the butter must be beaten to a cream, then the sugar, almonds, lemon, and cinnamon added; the yolks of eggs must be stirred in by degrees, and then the potatoes. When the mass has been thoroughly mixed, work in first the bread-crumbs, and then the firmly whipt whites of the eggs. The pudding may be either baked in a mould for one hour, or boiled for two, and served with either a wine or fruit sauce, such as strawberry or cherry juice. This is enough for sixteen persons. It is highly to be recommended.



#### 55. GRAPE PUDDING.

A quarter of a pound of butter, the same of finely pounded almonds, eight eggs, two ounces of sifted sugar, a little cinnamon and lemon-peel, three-quarters of a pound of the crumb of white bread, and a soup-plateful of picked grapes, which are better if not quite ripe. Soak the bread in cold milk, and squeeze it; beat the butter to a cream, mix the yolks of the eggs, the sugar, spice, and bread, beat it well, and then stir in lightly the grapes and the whites of the eggs, previously whipped to a strong froth; put the mass into a buttered mould, and let it boil or steam for two hours, and serve with the following sauce:—Two fresh eggs well beaten, a glass of wine, a teaspoonful of flour, two tablespoonfuls of pounded sugar, a little whole cinnamon, and a slice or two of lemon. Whisk all this together over a sharp fire till it comes to a strong froth, when it just begins to boil, take it immediately off the fire, as it would spoil if it boiled, take out the lemon and cinnamon, continue to beat it for a moment, pour it into the sauce-boat, and serve. These quantities make pudding and sauce sufficient for eight persons.



## 56. CHESTNUT PUDDING.

Two pounds of chestnuts, six ounces of butter, five of sugar, two ounces of potato-flour, a few finely pounded bitter almonds, and a quarter of a pint of cream; remove both skins from the chestnuts, and boil them soft in milk, with half a stick of vanilla, then rub them through a sieve. Mix the potato-flour smooth with the cream, set it on the fire with one ounce of the butter, and stir it to a firm paste, which mix with the chestnuts. Now beat the remainder of the butter with the sugar, almonds, two whole eggs, and ten yolks to cream; add this to the chestnuts, and stir in lightly the whites of eight eggs whipt to a snow; put it in a well-buttered mould, boil for an hour and a half, and serve with a chocolate sauce made thus:—

## 57.

Boil a quarter of a pound of grated chocolate in a pint of milk or cream, and two ounces of sugar, thicken it with four yolks of eggs previously beaten smooth, with a little milk; pass it through a sieve, and in order to make it light and frothy, stir in the whites of two eggs whipt to a stiff snow. Or a lemon or orange sauce may be served with the pudding, made thus:—Rub the peel of an orange or lemon off on to a piece of sugar weighing four ounces; put this into a pint of boiling milk, stir till frothy, and thicken with the yolks of three eggs.

## 58. SUABIAN OR NINE LOTHES PUDDING.

This pudding, which is excellent, must contain the same quantity of all the different ingredients, hence its usual



name of 'Nine Loths Pudding.' This measure in England is equal to four ounces and a half, but to this they use nine eggs; so that by English measure it forfeits its right to the name.

Warmed and sifted flour four ounces and a half, the same quantity each of finely pounded almonds, butter, and sugar, nine eggs, one-third of a pint of milk, and the grated peel of a lemon. A mould must be well buttered and strewed with finely sifted bread-crumbs, the pudding poured in, and the mould as quickly as possible set in boiling water; it must boil two hours uncovered, as it rises very much. It can be served with vanille, wine, or any other sauce preferred, and is much to be recommended.

#### 59. RUSK PUDDING.

Two ounces of rusks, eight eggs, three-quarters of a pint of milk, three ounces of sugar, and half a pound of fresh currants or cherries. Butter a mould, strew it with pounded rusks, then place a layer of rusks at the bottom of the mould, then a layer of the fruit, beat up the eggs, milk, and sugar together, and pour it over the rusks and fruit so that every part is thoroughly moistened, but not more. Continue thus making layers of rusk and fruit, and moistening them with the eggs and milk till the mould is full; the last layer should be rusks, boil it for about two hours, and serve with a fruit syrup for sauce, currants or cherries, according to which you have used in the pudding.

#### 60. SOUFFLÉ OF BREAD AND WALNUTS.

Thirty sound and quite fresh walnuts, two ounces of white bread-crumbs, a quarter of a pound of butter, a quarter of a pound of sugar, six eggs, and half a cupful of sweet



cream. Either pound or grate the walnuts with the fine skin which is on them; soak the bread in milk, and squeeze it; beat the butter to cream, and add one after another the yolks of the eggs, then the sugar, bread, cream, and nuts; beat all the ingredients well together, and stir in lightly the whites of the eggs whipt to a stiff froth. Put it into a proper soufflé form, and bake it an hour, serve the moment it has properly risen. This is enough for eight persons.

#### 61. BROWN BREAD SOUFFLÉ.

Beat two ounces of butter to cream, and add by degrees ten yolks of eggs, an ounce and a half of sugar, a little powdered cloves and cinnamon (not more than a pinch), some grated lemon-peel, and four ounces of grated and sifted brown bread-crumbs, an ounce of picked and washed currants, and the stiffly whipt whites of the eggs lightly stirred in; bake one hour. Enough for nine persons.

#### 62. SOUFFLÉ OF SOUR CREAM.

A pint and a half of thick sour cream, eight eggs, four tablespoonfuls of flour, two of sugar, a little vanilla and cinnamon; beat the cream and eggs well together, add by degrees the other ingredients, and lastly the whites of the eggs whipt to a froth; bake three-quarters of an hour.

#### 63. CHOCOLATE SOUFFLÉ.

A pint of cream, three ounces of flour, eight eggs, three ounces of sugar, and a quarter of a pound of grated chocolate; stir the chocolate, sugar, five yolks of eggs, the cream, and flour together over the fire till it is a smooth paste; when it is a little cooled, mix in the other three yolks of eggs, and then the whites of the eggs, whipt to a strong froth. Bake in a soufflé-mould about three-



quarters of an hour in a moderate oven. Coffee soufflé is made in the same way, only the coffee, when it has been burnt and boiled in the cream, must be strained from the cream before the other ingredients are added.

#### 64. APPLE SOUFFLÉ.

Two soup-platefuls of apples boiled down to a pap, as if for apple-sauce, one pound of stale white bread-crumbs, a quarter of a pound of melted butter, the yolks of eight eggs, some sugar to taste, and a little cinnamon, all well mixed together. The well-whipt whites of the eggs to be stirred lightly in; then pour the whole into a soufflé-form, and bake an hour and a quarter. Sufficient for eight persons.

#### 65. APRICOT SOUFFLÉ.

This soufflé, which is excellent, may be made of any fruit,—apple, peach, strawberry, raspberry, etc. Boil them down to a marmelade, take half a pound of this, mix the juice of a lemon with it, two tablespoonfuls of arrow-root or potato-flour, and the whites of twelve eggs whisked to a stiff froth. Butter a porcelain soufflé-mould, fill it, streak the top smooth with a knife, strew the top with bits of almonds or crumbled macaroons, bake for not more than quarter of an hour, serve and eat immediately.

#### 66. VIENNA CREAM STRUDELN.

Half a pound of flour, four ounces of butter, six eggs, four ounces of sugar, three ounces of rasins, the same of currants, two ounces of finely-grated bread-crumbs, and a quarter of a pint of whipt cream; mix the flour with an ounce of butter, two yolks of eggs, a pinch of salt, and a little warm water, to a thin paste, work it with the hand till it is quite light, cover it with a warmed cloth, and leave it quiet for half an hour; then cover a cloth with



flour, roll the paste flat out, lay it on the cloth, and then with the fingers spread it out on all sides till it is as thin as possible, taking care, however, neither to tear nor crease it. If you are practised in this you can make it as thin as a sheet of paper, which it ought to be. Now beat three and a half ounces of butter, with two whole and two yolks of eggs, the sugar and a grated rind of a lemon, to a cream, mix with this the bread-crumbs and the whipt cream, as well as the currants and raisins, spread this mixture over the paste, roll it up round and round like a sausage, and lay it curled up in a flat saucepan, pour a quart of cream or milk under it, add an ounce of butter, and bake the strudel covered up till the milk is nearly dry, and the strudel has acquired on both sides a fine brown colour; serve a vanilla cream sauce with it. It is excellent.

#### 67. HOHLIPPEN.

Five eggs, their own weight of sugar, the weight of three eggs of flour; rub the peel of a lemon off on to the sugar, beat it with the eggs to a froth, mix the flour with it, and roll out the paste quite thin, cut it in stripes about the length of a finger, and three inches wide, lay them on a baking-sheet which has been rubbed with wax, bake them, in a moderate oven, a light yellow, separate them from the tin, and twist them as quick as possible into the shape of a cornucopiæ, keep them to get crisp in a warm place, and serve them filled with whipt cream, flavoured with vanille, and sweetened with sugar.

#### 68. JELLY FROM MOUNTAIN-ASH BERRIES.

Pick the berries when they have acquired their fine red colour, but before they are fully ripe; if they are ready it is impossible to make a firm jelly from them. Free the



berries from their stalks, and set them on to boil with as much water as hardly covers them, boil them slowly till all the juice and strength is drawn out of them, strain the juice through a fine hair-sieve, weigh, and to each pound allow a pound of sugar ; boil it till on trial it sets in a firm jelly. This jelly has not only a pleasant taste, but is for those who suffer from chest complaints a real balsam.

#### 69. WESTPHALIAN BUTTER CAKE.

Two pounds dried and sifted flour, one pound of good well-washed butter, three ounces of fresh yeast, which has previously been soaked in water, two ounces and a half of citron-peel cut in small pieces, two small teaspoonfuls of salt, two eggs, a pint of warm but not hot milk ; mix in a warm bowl the flour and the butter, which must be broken into little pieces, then make a hollow in the flour, dissolve the yeast in a little milk and sugar, put it in the flour together with the eggs, salt, spices, and the rest of the milk, cover this all over as quickly as possible with the flour, drawing it to the middle from the sides with the help of a broad knife, mix it together quickly, and lightly working it as little as possible (which is very important), now take a warm baking tin, lay the soft paste on it, rub your hand with a little flour, and with the flat of it press the cake out into a neat shape, rather longer than broad, till it is about a finger thick, cover it over with a warm cloth, and set it in a warm place to rise, which usually takes from an hour to an hour and a half, but you must observe when it is ready ; then spread on the top of it three ounces of small bits of sugar, an ounce and a quarter of chopped almonds, a quarter of an ounce of finely powdered cinnamon, and a quarter of a pound of butter, which must be broken in small pieces and stuck all over



the cake, then pour over it either half a teacupful of rose-water, or the same quantity of sugar-water, or white wine if the taste of the first is not liked, and bake it in a quick oven from fifteen to twenty minutes; you must pay attention that the cake does not bake too dark a colour or get dry inside, when it is taken out it should be sprinkled with rose or sugar water. This quantity makes a good large cake, the size of an ordinary baking-sheet.

#### 70. ANOTHER BUTTER CAKE.

Three pounds of warmed and sifted flour, three-quarters of a pound of slowly melted and clarified butter, a quarter of a pound of sifted sugar, three eggs, one ounce of washed yeast, three small teaspoonfuls of salt, two of powdered mace, and nearly a pint of warm milk. Then for the outside of the cake, three-quarters of a pound of coarsely broken sugar, a quarter of a pound of butter, an ounce of cinnamon, and a small cup of rose-water. Make a hollow in the flour, put in all the ingredients, mix quickly with a knife, and then with the hand flatten and roll it out to about the thickness of the little finger; let it rise for an hour and a half, then strew the top with the sugar and cinnamon, stick bits of butter all over it, bake from ten to fifteen minutes, taking care it does not get too dark a colour, and sprinkle it with the rose-water. The eggs may be left out, and half a pound of well-washed currants are also often added. This is a favourite German cake, made on all great occasions, such as weddings, christenings, etc. At Christmas and Easter, not the poorest peasant is without one, and the very servants in your house would revolt if at these times it was not given to them. It is a curious sight then to see a village baker's—everybody bringing their cake to be baked.



## 71. CURRANT JUICE.

Press ripe currants, and let them stand four or five days, then squeeze and strain out the juice, pour it into bottles, and set them in the sun for a day or two, which makes it clear; now weigh the juice, and to each pound allow a pound of sugar; boil the sugar till it flies off the spoon in bubbles the size of a pea, pour the juice into it, let it boil up once, skim it carefully, pour it into warm bottles, cork, and rosin the tops of them, and keep in a cool place.

## 72. CHERRY JUICE.

Choose Maydukes, take off their stalks, bruise them with their stones, put them in a large bowl, and let them stand twenty-four hours; strain off the juice, add to each pound one of sugar, and boil the same as in the preceding receipt for currants. Mulberries, strawberries, and raspberries may be done in the same way.

## 73. PINE-APPLE JUICE.

One or more pine-apples may be washed, peeled with a sharp knife very thin, cut into thin slices, and laid in a glazed jar, with finely powdered refined sugar strewed between each layer. To a pound of the fruit from one to two pounds of sugar is allowed; the sugar must be strewed about one finger thick between each layer of pine-apple. In about two days it will have drawn nearly the juice out; it is then to be strained and poured into small bottles, well corked and sealed, and kept in a cold place. If the slices of pine-apple are again strewed with sugar, they can be kept for making pine-apple cup. All these juices are excellent for making ices in winter, or as pudding sauce, and make, with water or soda-water, cooling pleasant drinks.



## INDEX.

- Ale, herb, 263  
 Allemande sauce, 35  
 Almond cheese-cakes, 196  
     cups, 216  
     paste, 216  
     pastry, 211  
 Anchovy salad, 156  
     toast, 172  
 Appétissante sauce, 47  
 Apple cakes, 213  
     ginger, 270  
     jelly, 221  
     jelly, to preserve, 282  
     pudding, 187  
     sauce, 42  
     water, 301  
 Apples with cream, 214  
     with jelly, 215  
     with rice méringué, 215  
 Apricot compôte, 280  
     jam, 280  
     paste, 281  
     pudding, 189  
 Apricots, ratafia of, 254  
     to preserve, 279  
 Arrowroot, to make, 296  
     pudding, 177  
     sauce, 209  
 Artichoke bottoms au blanc, 149  
     à la crème, 148  
     Jerusalem, 149  
 Asparagus à la crème, 145  
     au jus, 146  
     to boil, 146  
 Aspic, 97  
     of fillets of chicken, 96
- BABA, 201  
 Balbirnie salad sauce, 28  
     sauce for cold pheasant, 20  
 Balloon cakes, 248  
 Barberry water-ice, 231  
 Barley gruel, 298  
     meal scones, 248  
     water, clear, 299  
     thick, 298  
 Barn break (Irish), 241  
 Bath cakes, 240  
 Batter pudding, 180  
     baked, 180  
 Beans, broad, au jus, 135  
     French, à la poulette, 135.  
     stewed, 135  
     white, à la maitre d'hôtel,  
     134  
 Becassines, salmi de, 103  
 Béchamel, or white sauce, 34  
 Beef, à la vinaigrette, 91  
     round of, baked, 79  
     bouilli, 80  
     broth, 5  
     collared, 81  
     dressed to eat cold, 82  
     Dutch, 81  
     en papillotes, 83  
     en saucissons, 83  
     sausages, 126  
     sportsman's, 80  
     steaks, to cook, 86  
     relishing, 87  
     tea, 287, 288  
     to boil, 80  
     to salt, 79



- Beer cup, 256  
     ginger, 262  
     white spruce, 263  
 Beetroot, fricassée of, 151  
     stewed, 151  
     and small onions, to dress  
         with a sauce piquante, 151  
 Beignets d'abricots, 203  
     de fraises, 202  
     de groseilles, 203  
     d'orange, 202  
     de pêches au vin du Rhin,  
         202  
     de pommes à la Bavarie, 201  
     en surprise, 203  
 Beurre de Montpellier,  
     noir, for skate, etc., 54  
 Biscuits, à la cuillère, 250  
     gooseberry, 284  
     Marathon, 251  
     Naples, 249  
     orange, 275  
     paste, 211  
     potato, 251  
     sugar, 249  
 Black puddings, 125  
 Blanquette of veal à la Paysanne,  
     115  
 Bloaters, Yarmouth, to cook, 73  
 Boudins of rabbit, 114  
 Bouillabaise à l'Anglaise, 19  
     a Marseilles receipt, 18  
 Brandy butter sauce for plum-  
     pudding, 208  
     cherries, 277  
     cherry, 253  
     currant, 253  
     mixture, 303  
     orange, 252  
     punch, 259  
 Bread, aerated, 238  
 Bread and butter pudding, 180  
     berry, 294  
     brown, ice-cream, 232  
     cake, 244  
     excellent, 237  
     a plain loaf of, 237  
     panada, 294  
     pudding, 181  
 Bread sauce, 42, 43  
     to make brown, 237  
     to make fine, 236  
     very fine, 238  
 Breakfast cakes, 240  
 Brioche, 244  
 Broth, beef, 5  
     calves' feet, 288  
     chicken, 289  
     clear, or English, 5  
     Scotch mutton, 2  
     sheep's head, 3  
     Sir Robert Preston's, 3  
     sportsman's, 10  
     veal, a very nourishing,  
         288  
 Brussels sprouts au jus, 141  
 Buns, 241  
 Burnt cream, 214  
 Butter, melted, 51  
     salt, to make fresh, 310  
     salt, to purify salt for  
         making, 310  
     sauce, à la maître d'hôtel,  
         25  
         anchovy, 26  
         Montpellier, 26  
         pimento, 26  
         shallot, 26  
     to salt, 310  
     to salt, an Irish receipt, 309  
 Buttered eggs, 161  
 CABBAGE à la bourgeoise, 140  
     en surprise, 140  
     lettuce, to stew, 143  
     red, a Dutch receipt for,  
         141  
     red, to stew, 141  
 Cabinet pudding, 187  
 Cakes, balloon, 248  
     Bath, 240  
     breakfast, 200  
     Cheltenham, 240  
     ginger, 247  
     luncheon, 251  
     oat, 247  
     rice, 247  
     Savoy biscuit or, 248



- Cakes, sponge, 249  
     short, 250  
     Yorkshire, 248  
 Calves' feet pie (Scotch), 119  
     foot jelly, 217  
     head pie (Scotch), 119  
     feet broth, 288  
 Camp vinegar, 30  
 Canapés, 170  
 Canard à la Bearnoise, 102  
     à la purée verte, 103  
 Caparata, 123  
 Câpres sauce for fish, 53  
 Caramel cream, 227  
 Carp, matelote of, 62  
     sauce for, 49  
 Carrots à l'Allemande, 137  
     au jus, 136  
     mashed, 136  
     au sucre, 136  
     to stew, 136  
 Casserolles of rice, 120  
 Caudle, 295  
 Cauliflower à la béchamel, 145  
     au gratin, 143  
     stewed, 142  
 Celery sauce, 45  
     soup, 13  
     stewed, 145  
     à la crème, 145  
 Chaud-froid en salade, 158  
 Char, potted, 77  
 Charlotte de pommes aux abricots,  
     217  
 Chartreuse of vegetables, 139  
 Cheese, a cream, 305  
     for immediate use, 307  
     and ale, 169  
     a round, 311  
     a Scotch, 311  
     an excellent, 311  
     baked, 167  
     Bath, 313  
     boiled, 166  
     double Gloucester, 313  
     gooseberry, 284  
     Irish cream, 306  
     lemon, 224  
     milk-and-water, 310  
 Cheese, new milk, 312  
     Parmesan, as made at Lodi,  
         312  
     rush cream, 313  
     stewed, 167  
     Stilton, 314  
     straws, 169  
     toasts, 167  
     with eggs, 166  
     cakes, 195  
         almond, 196  
         curd, 196  
         lemon, 196  
         orange, 196  
 Cherries, brandy, 277  
     for drying, to preserve, 277  
 Cherry brandy, 253  
     jelly, 219  
     water ice, 230  
 Cheltenham cakes, 240  
 Chicken broth, 289  
     capilotade of, 95  
     cold minced, aux fines  
         herbes, 96  
     fricassée of, 93, 94  
     panada, 294  
     pie aux feuilletages, 116  
     quenelles of, 114  
     salad with cucumbers, 157  
     tea, 289  
     cold, to dress, 96  
 Chocolate cream-ice, 233  
 Chou à la bourgeoise, 140  
     en surprise, 140  
 Choufleurs à la béchamel, 143  
     au gratin, 143  
 Chutnee sauce, 29  
 Citron pudding, 190  
 Cider cup, 256  
 Claret cup, 256  
 Clotted cream, 309  
 Clouted cream, 227  
 Cock-a-leekie, 13  
 Cod à la crème, 67  
     curry, 75  
     pie, 72  
 Cod's-head soup, 16  
 Coffee, 316  
     cream, 225



- Coffee ice, 232  
 milk, 319  
 to make as at Paris, 318  
 to make good, 318
- Colcannon, 141
- Cold chicken, to dress, 96  
 game, to dress, 96  
 minced chicken, aux fines  
 herbes, 96  
 punch, 257  
 veal, to dress, 96
- College pudding, 182
- Collops, hare, 123  
 minced (Scotch), 123
- Cordial for an invalid, 304  
 for the weak, 304
- Crab au gratin, 74  
 salad, 157
- Cream, burnt, 214  
 caramel, 227  
 cheese for immediate use,  
 307  
 clotted, 309  
 clouted, 227  
 coffee, 226  
 curds, 307  
 currant, 226  
 Devonshire, 308  
 Dutch, 223  
 Flemish, 222  
 for butter, 306  
 Italian, 223  
 mille fruit, 227  
 orange, 225  
 orange-flower, 227  
 pine-apple, 225  
 raspberry, 226  
 sack, 226  
 soufflé, 191  
 strawberry, 226  
 to keep, 307  
 velvet, 228
- Crème, frangipane, 199  
 au gelée, 222  
 patissière, 199  
 au thé vert, 226
- Cringles, 242
- Croquettes de riz à la fleur d'orange,  
 205
- Croutons aux rognons, 172
- Crumpets, 242
- Crystallised fruit, 279
- Cucumbers and onions, 147  
 stewed, 148  
 to preserve, 269
- Cullis, or brown sauce, 34
- Cup, beer, 256  
 cider, 256  
 claret, 256  
 lemon, 301
- Curagoa, 252
- Curd cheese-cakes, 196
- Curds and cream, 307  
 whey, gallino, as in Italy,  
 308
- Currant brandy, 253  
 cream, 225  
 jelly, to make, 271  
 jelly, black, 276  
 white, 276  
 red, water-ice, 232  
 syrup, black, 277
- Currants, to preserve, 268
- Currant wine, 260
- Curried eggs, 164
- Curry, the admiral's, 108  
 the baronet's, 111  
 the general's, 109  
 powder, 110, 112  
 the professor's, 110  
 Bengal, 110  
 sauce, 45  
 a wet, 109
- Custard ice-cream, 233  
 pudding, 177  
 baked, 177  
 sauce for puddings, 208  
 tart, 212
- Cutlets, mutton, aux concombres,  
 88  
 en rob de chambre, 86  
 à la marinier, 86  
 relishing, 87  
 veal, 116
- DAMPFNUDEL (Bavarian), 207
- Devonshire cheese, 308  
 curd, 308



- Dried fruits, 268  
 Drink for a cough, an excellent,  
     302  
     for a fever, 302  
     imperial, 302  
 Duck à la Bearnoise, 102  
     à purée verte, 103  
     ragoût, 103  
     salmi, 104  
     wild, sauce for, 41  
 Dunnikier orange pudding, 188  
 Dusselle sauce, 37  
 Dutch cream, 223  
     flummery, 247  
     sauce for cold meat, 21  
     for fish, 50
- ECHAUDIÉS, des, 244  
 Eels, matelote of, 62  
     à la poulette, 60  
     spitchcocked, 61  
     à la Tartare, 61  
 Egg-cheese, 191  
     cordial, 303  
     sauce for fish, 52  
     vermicelli (Flamande), 162  
 Eggs à la bonne femme, 101  
     au bouillon, 164  
     au soleil, 163  
     battered, 161  
     curried, 164  
     en caisse, 162  
     with cheese, 166  
     farciés, 164  
     en fricassée, 164  
     fried, 165  
     and ham, 162  
     à la neige, 198  
     à la Provençale, 162  
     en purée, 165  
     sur le plat, 165  
     timbales of, au jus de per-  
     drix, 163  
     with truffles, 166  
 Endive, to stew, 144  
 Espagnôle sauce, 36
- FASTNACHT Krapfen, 216  
 Fig pudding, 181
- Filets de macqeraux, 67  
     de Lièvre en poivrade, 113  
 Fillets of turkey, 101  
 Fish pie, 72  
     pudding, 72  
     sauce, to keep, 29, 30  
         without butter, 48  
     soup (Scotch), 17  
     soup, stock for, 15  
 Flemish cream, 222  
 Flounders, 62  
 Flummery, 297  
     Dutch, 297  
     rich, 298  
 Fondu, 168  
 Fowl scollops à l'essence de con-  
     combres, 98  
     soup or jelly, 293  
 Frangipane, 212  
     crème, 189  
 Friar's chicken, thick, 7  
     clear, 8  
 Fricassée of beetroot, 151  
     of chicken, 93  
     of eggs, 164  
 Fritters, apple, 201  
     apricot, 203  
     currant, 203  
     en surprise, 203  
     orange, 202  
     peach, 202  
     Prussian, 204  
     rice, 205  
     Spanish, 204  
     strawberry, 202  
 Fromage cuit, 167  
 Fruits, crystallised, 279  
     dried, 268  
 Furmity, 297
- GALLINO curds and whey as in  
     Italy, 308  
 Game, cold, to dress, 96  
     to roast, 107  
 Gâteau à la reine, 200  
     au riz, 175  
     aux pistaches, 199  
     de nouilles, 175  
     de pommes, 213



- Gâteau Napolitaine à la Chantilly, 200
- Genoises Glacé à l'Italienne, 200
- German omelette, 160
- pudding sauce, 208
- puffs, 206
- rolls, 243
- salad, 156
- sauce, 23
- sauce, 25
- Ginger-apple, 270
- beer, 262
- cakes, 247
- cream ice, 234
- pop, 262
- pudding, 187
- to imitate, 270
- wine, 260
- Gingerbread honeycomb, 246
- loaf, 245
- Nuremburg, 245
- nuts, 246
- without butter, 246
- Glasgow punch, 258
- Gloucester jellies, 292
- Godiveau, or veal forcemeat, 127
- Gooseberry biscuits, 284
- cheese, 284
- jam, 283
- jelly, 283
- pudding, 189
- to preserve, 268
- wine, green, 261
- Grape water-ice, 231
- Gravy, brown, for sauces, 34
- for game or fowl, 44
- of veal, clear, for sauces, 33
- Green sauce for boiled chicken, 44 ;
- for ducklings, 42
- Greengages in brandy, 278
- to preserve, 278
- Grill, sauce for, 48
- Grillon sauce, 50
- Grit gruel, 295
- Grouse salad, 105
- salmi, 101
- to roast, 107
- sauce, 22
- Gruel, barley, 298
- Gruel, grit, 295
- oatmeal, 295
- Gunner's delight, 30
- HACHÉE sauce, 37
- Haddocks à la maître d'hôtel, 58
- aux câpres, 58
- rizard, 73
- with brown sauce (Scotch) 57
- Haggis, 122
- Ham and eggs, 162
- sauce, 36
- Hanoverian sauce, 20
- Hare collops, 123
- filets en poivrade, 113
- hashed or stewed, 113
- jugged, 102
- pie (Scotch), 118
- soup, 9
- to dress, 85
- Haricots à la Bretonne, 133
- blancs au jus, 134
- Hartshorn jelly, 292
- Hasty pudding, 181
- Herb ale, 263
- Herrings, baked, 70
- boiled, 71
- in a crust, 71
- pickled, 71
- red, 74
- red, à la Bruxelloise, 73
- Hollandaise sauce (a real Dutch receipt), 50
- Horseradish sauce, 47
- Hotch potch, 4
- ICE, barberry water, 231
- cherry water, 230
- coffee, 232
- cream, brown bread, 232
- China orange, 234
- chocolate, 233
- custard, 233
- ginger, 234
- green tea, 232
- orange-flower, 234
- plain, 232
- pine-apple, 233



- Ice, cream, pine-apple jam, 233  
 ratafia biscuit, 233  
 Frontignac grape-water, 231  
 lemon-water, 231  
 noyveau-water, 230  
 orange-water, 230  
 peach-water, 229  
 pine-apple water, 230  
 punch, 231  
 red-currant water, 231  
 strawberry water, 229  
 to clarify sugar for, 229
- Ices, to freeze, 228
- Iceland moss jelly, 292
- Indian sandwiches, 171  
 sauce, 24
- Irish stew, 88
- Isinglass, clarified, 218
- Italian cream, 223  
 sauce, 38
- Italienne sauce for fish, 52
- Ivory-dust jelly, 292
- JAM, gooseberry, 283  
 pine-apple, 281  
 raspberry, 282
- Jellies for the sick and poor, 290
- Jelly, apple, 221  
 black currant, 276  
 cake, to make to keep, 291  
 calf's foot, 217  
 cherry, 219  
 currant, to make, 271  
 Gloucester, 292  
 gooseberry, 283  
 hartshorn, 292  
 Iceland moss, 292  
 ivory-dust, 292  
 orange, 220  
 of orange-flowers and cham-  
 pagne, 218  
 orange sponge, 220  
 pine-apple, 219, 281  
 pine-apple, to preserve, 281  
 punch, 218  
 raspberry, 221  
 red strawberry, 221  
 sponge, 218  
 without boiling, to make, 271
- Jelly, white currant, 276  
 with cream, 222  
 and miroton of peaches, 222
- John Dorey, sauce for, 53
- KEDGEREE, 76
- Kidneys, 121  
 à la brochette, 122  
 sauté, 122  
 veal, 172
- LAIT de poule, 304
- Lamb chops à la Boulangère, 87  
 à l'Africaine, 89  
 au feu, 87
- Lamb's-head stove, 89  
 and fry, 89
- Lapereaux aux fines herbes, 107
- Lark pie, 118
- Larks en ragoût, 121
- Laver, 153
- Lemonade, 301
- Lemon cheese, 224  
 cheesecakes, 196  
 cup, 301  
 custard pudding, 179  
 liqueur, 252  
 pudding, 187, 188  
 puffs, 206  
 sauce for boiled fowl or  
 rabbit, 42  
 water ice, 231  
 whey, 302
- Lentilles soup, 12
- Linseed drink, 303
- Loaf, a diet, 245  
 a gingerbread, 245
- Lobster au gratin, 74  
 curry, 75  
 salad, 156  
 sauce, 49
- Luncheon cake, 251
- MACARONI à la Napolitaine, 173  
 pie, 116  
 pudding, 179
- Macédoine, a Dutch, 140
- Macédoine of vegetables, 139
- Mackerel a l'Italienne, 65  
 à la maître d'hôtel, 66



- Mackerel fillets, 67  
     pickled, 71  
 Madaleine cakes, 211  
 Maigre soup, 13  
     white, 14  
 Maitrank, 266  
 Maître d'hôtel maigre, 38  
     sauce, 38  
     sauce for fish, 54  
 Marathon biscuits, 251  
 Marmalade, chip, 274  
     Mrs. Ray's, 273  
     of the whole orange, 274  
     pine-apple, 281  
     pudding, 183  
     smooth, 272  
 Marrow pudding, 183  
 Mayonnaise sauce, 24, 25  
 Melton-Mowbray soup, 16  
 Meringuée riz, 190  
 Milk-and-water cheese, 310  
 Milk-whey, clarified, 361  
 Mille fruit cream, 227  
 Mince pies, 185  
 Minced collops, 123  
     sandwiches, 172  
 Monday pudding, 185  
 Moorfowl soup, 11  
 Morels in cream, 156  
 Mouton emincé, 90  
     langues de, 90  
     queues de, 90  
     tourte de côtelettes de, à la  
         Perigord, 92  
 Muffins, 241, 242  
 Muffin pudding, 186  
 Mulled wine, 259  
 Mulligatawny soup, 11  
 Mushroom gravy, 47  
     ketchup, 31  
     toasts, 153  
 Mushrooms à la crème, 154  
     farcié, 154  
     grilled, 153  
     ragoût of, 154  
 Mustard sauce, 24  
 Mutton broth, 2  
     Sir Robert Preston's, 3  
     chops, to cook, 86  
 Mutton chops au feu, 87  
     cutlets aux concombres, 88  
     cutlets à la marinier, 86  
     cutlets en robe de chambre,  
         86  
     hashed, à la Nell Gwynne,  
         91  
     hashed, 91, 92  
     haunch, to eat like venison,  
         84  
     leg of, à la Perigord, 84  
     shoulder of, marinade, 84  
 NAPLES biscuits, 249  
 Newcastle sauce for fish, 52  
 Noyeau, 254  
     water-ice, 231  
 Nuremburg punch, 257  
 OAT-CAKES, 247  
 Oatmeal gruel, 295  
     water, 299  
 Œufs à la Neige, 198  
     au bouillon, 164  
     au fromage, 166  
     au soleil, 163  
     aux truffes, 166  
     en fricassée, 164  
     en purée, 165  
     farcié, 164  
     sauce aux (Flamande), 52  
     sur le plat, 165  
 Omelette, 160  
     a very light, 160  
     aux fines herbes, 161  
     German, 160  
     soufflé, 193  
     sweet, 191  
 Onion sauce, 44  
 Onions and cucumbers, 147  
     stewed, 142  
     to boil, 142  
 Orange biscuits, 275  
     brandy, 252  
     cheesecakes, 116  
     cream, 225  
     cream ice, 233  
     flowers and champagne  
         jelly, 218



- Orange-flower cream, 226  
     ice, 233  
     jelly, 220  
     jelly to preserve, 273  
     pudding, 188  
     sponge jelly, 220  
     tart, 213  
     syrup, 274  
     water ice, 230  
 Oranges, sliced, 275  
 Orgeat, fresh, or almond milk, 300  
     of Montpellier, 299
- PAILLES au Parmesan, or cheese  
     straws, 169  
 Panada, bread, 294  
     chicken, 294  
 Pancakes, 193  
     English, 194  
     French, 194  
     rice, 195  
 Parmesan cheese as made at Lodi,  
     312  
 Parsnips, mashed, 137  
 Partan pie, 75  
 Partridge pie, 117  
     salmi, 101, 105  
     soup or jelly, 293  
     stewed, 289  
     old, to stew, 101  
 Paste biscuit, 211  
     crisp for tarts, 210  
     to fry, 198  
     for lining moulds or tim-  
     bales, 210  
     for raised pies, 210  
 Pastry, almond, 211  
 Pâte à frire, 198  
 Pâtissière, crème, 199  
 Patties, petits, 121  
 Pea-soup, 287  
 Peach water-ice, 229  
 Peaches, jelly and miroton of, 222  
 Peas à la crème, 133  
     à la Française, 133  
     soup, green, 13  
     to stew, 132  
     pudding, 133  
 Pepper pot, 320  
 Perch, boiled, 60
- Perdreux au celery blanc, 92  
     Mayonnaise de, 98  
 Perigord pie, 117  
 Pheasant soup or jelly, 243  
 Pickle, American, 267  
     for ham or tongues, 266  
     Hamburg, 266  
     Indian, 265  
 Pickles, hot, 265  
 Pie, calf's head (Scotch), 119  
     calf's feet (Scotch), 119  
     chicken, 120  
     cod, 72  
     fish, 72  
     hare (Scotch), 118  
     lark, 118  
     mince, 185  
     partan, 75  
     perigord, 117  
     pigeon, 120  
     sheep's head (Scotch), 118  
 Pigeons à la Tartare, 100  
 Piquante sauce, 20, 22, 37, 40  
 Pike, farci, 63  
 Pine-apple cream-ice, 233  
     cream, preserved, 224  
     in slices, 282  
     jam, to preserve, 280  
     jam ice, 233  
     jelly, 219  
     jelly, to preserve, 281  
     marmalade, 281  
     toasts, 204  
     water ice, 230  
 Pistaches, gâteau aux, 199  
 Pitcaithley bannock, 251  
 Plum pudding, 184  
     rich, 184  
 Plums for tarts, to preserve, 269  
 Plômbière, 223  
 Poivrade sauce, 43  
     to keep, 24  
 Pork sausages, 126  
 Pork soup or jelly, 293  
 Porridge, 296  
 Portugal eggs, 197  
     onions, stewed, 142  
 Potato biscuits, 251  
     chips, 132



- Potato fritters, 129  
 salad (German), 132  
 soup, 8, 9  
 snow, 131
- Potatoes à la Lyonnaise, 130  
 à la maître d'hôtel, 130  
 baked, 129  
 broiled, 128  
 fried mashed, 129  
 mashed (Indian), 129  
 roasted, 128  
 to boil, 128
- Pot au feu, 1
- Poulets à l'estragon, 94  
 à la Tartare, 101  
 aux petits pois, 93  
 matelotte de petits, 95  
 salade de, aux concombres,  
 157
- Poulette sauce, 37
- Prince Regent's punch, 259
- Provençale sauce, 20
- Prussian fritters, 204
- Pudding, apple, 189, 190  
 apricot, 189  
 arrowroot, 177  
 batter, 180  
     baked, 180  
 black, 125  
 bread, 181  
 bread and butter, 180  
 cabinet, 187  
 citron, 190  
 college, 182  
 custard, 177  
 custard, baked, 177  
 fig, 181  
 ginger, 187  
 gooseberry, 189  
 ground-rice custard, 178  
 hasty, 181  
 in haste, 182  
 lemon, 187, 188  
 lemon custard, 179  
 macaroni, 179  
 marmalade, 183  
 marrow, 183  
 Monday, 185  
 muffin, 186
- Pudding of fish, 72  
 orange, 188  
 orange, Dunnikier, 188  
 pease, 133  
 plum, 184  
     rich, 184  
 Queen Mab's (cold), 224  
 ratafia, 186  
 rice, without eggs, 176  
 sauces, 208  
 sago custard, 178  
 Sir Watkin Wynne's, 183  
 sponge cake, 182  
 Sunday, 184  
 tapioca, 176  
     poor man's, 176  
 Tedworth Albert, 182  
 vermicelli, 179  
 white, 125  
 without eggs, 176  
 Yorkshire, 181
- Puff pastry, to make, 209
- Puffs, German, 206  
 lemon, 206
- Punch à la Romaine, 257  
 as made at the Black Tavern,  
 Bristol, 258  
 brandy, 259  
 cold, 257  
 Glasgow, 258  
 ice, 231  
 jelly, 218  
 Nuremburg, 257  
 Prince Regent's, 259  
 rum, 258
- Purée de navets, 138
- QUEEN MAB's pudding (cold), 234
- Quenelles aux truffes, 114  
 of chicken, 114
- RABBITS à la Provençale, 112  
 boudins of, 114  
 hashed or stewed, 113
- Racines à la crème, 138  
 en menu droits, 138
- Ramequins, 168  
 à la Sefton, 169  
 soufflé, 168



- Raspberry cream, 226  
 Raspberry jam, 283  
   jelly, 221  
   tart à la crème, 213  
   vinegar, 261  
   water, 300  
 Ratafia biscuit ice-cream, 233  
   d'abricots, 254  
   de fleurs d'orange, 255  
   de framboises, 255  
   des quatre fruits, 255  
   pudding, 186  
 Ravigote sauce, 23  
 Ravioli à la Napolitaine, 173  
 Relishing sauce, 40  
 Remoulade sauce, 25  
 Rennet, to prepare, 305  
 Rhubarb water, 301  
 Rice cake, 247  
   cakes, 206  
   casserolles of, 120  
   croquettes, 205  
   fritters, 205  
   ground, custard - pudding,  
     178  
   ground, milk, 298  
   meringuée, 190  
   pancakes, 195  
   pudding, without eggs, 176  
   soufflé, 192  
   for curries, to boil, 108,  
     109, 111, 112  
 Roe-deer, to dress, 85  
 Rognons, croustons aux, 172  
   de bœuf, 121  
 Rolls, French, 239  
   German, 243  
   to make fine, 236  
 Rôties à la minime, 170  
   aux epinards, 147  
   d'anchois, 170  
 Roux, or thickening for sauces, 32  
 Royal sauce, 41  
 Rum punch, 258  
 Rumford soup, 285  
 Rusks, 243  
 Rusks (French), 243  
 SABAJONE sauce for puddings, 209  
 Sabengou, 259  
 Sack cream, 226  
 Sago custard pudding, 178  
 Sago milk for the poor, 286  
 Salad à la Tartare, 158  
   anchovy, 156  
   boiled, 159  
   endive, à la Française, 158  
   German, 156  
   lobster, 156  
   lobster or crab, 157  
   sauce, 27, 28  
     (German), 28  
   of grouse, 105  
 Salade, chaudfroid en, 158  
   de poulets aux concombres,  
     157  
 Sally luns, 239  
 Salmagundi, 171  
 Salmi à l'ancienne, 106  
   chaud-froid, 105  
   de becassines, 103  
   de chasseur, 106  
   of duck, 104  
   of grouse or partridge, 101  
   of partridge, 105  
   of woodcock, 104  
 Salmon au court bouillon, 67  
   boiled as at Berwick, 68  
   broiled, with a brown sauce,  
     69  
   broiled with a white sauce,  
     68  
   collops, 70  
   dried, Yorkshire receipt to  
     dress, 70  
   en caisse, 69  
   trout, sauce for, 52  
   Irish pickle for, 70  
   method of kippering, 78  
   soup, 15  
 Salad sauce, Balbirnie, 28  
 Salsifis en salade or aspic, 150  
   fried, 150  
 Sandwiches, Indian, 171  
   minced, 172  
 Sauce, à la grillon, 50  
   à la ravigote, 23  
   à la Tartare, 22, 23



- Sauce, anchovy butter, 26  
 aux câpres, 53  
 aux œufs (Flamande), 52  
 Balbirnie, for cold pheasant, 20  
 Balbirnie salad, 28  
 beurre à la maître d'hôtel, 25  
 beurre noir, 54  
 Dutch, 50  
 for carp, 49  
 for cold game, 21  
 Dutch, for cold meat, 21  
 for cold meat or fish, 21  
 for fillets of sole, 51, 53  
 for grouse, 22  
 for salmon trout, 52  
 for turbot or John Dorey, 53  
 German, for boiled beef, 23  
 German salad, 28  
 Hollandaise, 50  
 Indian, 24  
 Italienne, 52  
 lobster, 49  
 maître d'hôtel, 54  
 Mayonnaise, 24, 25  
 melted butter, 51  
 mustard, 23  
 Newcastle, 52  
 oyster, 49  
 piquante, 20, 22  
 pimento butter, 26  
 poivrade, to keep, 24  
 Provençale, 20  
 salad, 27, 28  
 shallot butter, 26  
 beurre de Montpellier, 26  
 without butter, 48
- Sauce, cold, an excellent vinegar  
 for salad, 31  
 camp vinegar, 30  
 chutnee, 29  
 fish, 29, 30  
 good, added to gravy for  
 cutlets, 32  
 gunner's delight, 30  
 mushroom ketchup, 31  
 shallot vinegar, 31  
 Tarragon vinegar, 31
- Sauce, cold, tomato ketchup, 31  
 to keep, useful for cold  
 meat, etc., 29  
 "volage," 30
- Sauce hot, à la Dusselle, 37  
 à l'Espagnôle, 36  
 à la maître d'hôtel, 38  
 à la marquise, 43  
 à la reine, 41  
 à la tripe, 46  
 Allemande, 35  
 appétissante, 47  
 apple, 42  
 au jus d'orange, 40  
 au petit maître, 43  
 béchamel, or white, 34  
 bread, 42, 43  
 brown roux, 33  
 brown gravy, 34  
 celery, 45  
 clear gravy of veal, 33  
 curry, 45  
 for a grill, 48  
 for a steak, 46  
 for teal, 41  
 for veal cutlets, 46  
 for venison, 48  
 gravy for game or fowl, 44  
 green, for boiled chicken, 44  
 green, for ducklings, 42  
 for wild ducks, 41  
 hachée, 37  
 ham, 36  
 Hanoverian, 20  
 horse-radish, 47  
 Italian, 38  
 lemon, for boiled fowl or  
 rabbit, 42  
 maître d'hôtel maigre, 38  
 mushroom gravy, 47  
 onion, 44  
 piquante, 37, 40  
 poivrade, 43  
 poulette, 37  
 purée of sorrel, 44  
 relishing, for broiled bones,  
 chicken, or fish, 40 \*  
 remoulade or vinaigrette, 25  
 royal, 41



- Sauce, hot, Tarragon, 45  
 tomato, 39  
 tournée, 35  
 truffle, 38  
 velouté, 35  
 white, for chicken, veal, or  
 vegetables, 36  
 white roux, 33
- Sauces for fish, 48
- Sausages, beef, 126  
 pork, 126  
 veal, 126
- Savoy biscuit or cakes, 248
- Scallops of fowl à l'essence des  
 concombres, 98
- Scones, barley-meal, 248
- Scotch fish soup, 17
- Seville orange syrup, 274
- Shallot vinegar, 31
- Sheep's head broth, 3  
 pie (Scotch) 118  
 and trotters, to pre-  
 pare, 4
- Short cakes, 250
- Smelts aux anchois et câpres, 60  
 pickled, 71
- Sole, filets à l'orlie, 59  
 sauce for, 51, 53
- Soles à la menuisière, 64  
 au gratin, 65  
 sauté à la ravigote, 64
- Sorrel sauce, 44  
 stewed, 144  
 to dress, 144
- Soufflé, 191  
 au riz, 192  
 cream, 191  
 de fecule de pomme de terre,  
 192  
 omelette, 193  
 ramequins, 168
- Soup à la Flamande, 11  
 à la Melton Mowbray, 16  
 à la purée de lentilles, 12  
 bouillabaise à l'Anglaise, 19  
 bouillabaise, a Marseilles re-  
 ceipt, 18  
 cock-a-leekie, 6  
 cod's head, 16
- Soup, fish (Scotch), 17  
 for the poor, 285  
 an excellent, 286  
 a nourishing, 285  
 fowl, 293  
 friar's chicken, clear, 8  
 friar's chicken, lié or thick,  
 7  
 hare, 9  
 hotch-potch, 4  
 knuckle of veal and rice, 8  
 maigre, 13  
 white, 14  
 moorfowl, 11  
 mulligatawny, 11  
 oyster, 19  
 purée of green peas, 13  
 partridge or pheasant, 293  
 pea, 289  
 pork, 293  
 pot au feu, 1  
 potato, 8, 9  
 Rumford, 285  
 salmon, 15  
 turnip, 12  
 veal, 293  
 white celery, 13
- Spanish fritters, 204
- Spinach juice for greening, 13  
 to dress, 147
- Sponge-cake, 249  
 pudding, 182
- Sponge jelly, 218
- Sportsman's broth, 10
- Sprats, pickled, 71
- Spruce beer, white, 263
- Steak, sauce for, 46
- Stew for the poor, 257
- Stock for fish soup, 15
- Strawberry cream, 226  
 jelly, 231
- Strawberry toasts, 204
- Strawberries preserved whole, 282  
 water ice, 229
- Sugar biscuit, 249  
 for ice, to clarify, 229  
 to clarify for preserving,  
 267
- Sunday pudding, 184



- Sweetbreads, roast, 121  
 Syrup, black currant, 277  
     Seville orange, 274
- TAPIOCA** pudding, 176  
     poor man's, 176
- Tarragon sauce, 45  
     vinegar, 31
- Tart crust to cover a dish, 211  
     custard, 212  
     orange, 213  
     raspberry, à la crème, 213
- Tea, green, ice-cream, 232
- Teal sauce, 41
- Tench, boiled, 62  
     stewed, 62
- Tedworth Albert pudding, 182
- Tendons de veau à la ravigote, 116
- Timbales of eggs au jus de perdrix, 163
- Toast and water, 299
- Toasts, 204  
     strawberry, 32  
     pine-apple, 32
- Tomato ketchup, 32  
     sauce, 39  
     to keep, 39  
     Spanish receipt, 39
- Tomatoes, 152  
     au jus, 152  
     farciés, 152  
     stewed, 152
- Tournée** sauce, 35
- Tripe à la Lyonnaise, 124  
     gratin of, 124  
     sauce à la, 46  
     stewed, 124
- Trout, potted, 77  
     stewed, 62
- Truffle sauce, 38
- Truffles au vin de champagne, 155  
     maigre, 155  
     tod ress, 155
- Turbot, good way to dress, 59  
     sauce for, 53
- Turkey aux truffes, 99  
     fillets, 101  
     legs, 99
- Turkey rôtie parfaite, 99
- Turnip soup, 12
- Turnips, glacé au sucre, 137  
     mashed, 137
- VEAL**, blanquette of, à la Paysanne, 115
- Veal broth, 288  
     cake (cold), 115  
     cold, to dress, 96  
     cutlets, 116  
         sauce for, 46  
     forcemeat, 127  
     gravy, 33  
     kidneys, 172  
     pie, 117  
     and rice soup, 8  
     sausages, 126  
     soup or jelly, 293  
     tendons à la ravigote, 116
- Vegetable marrow, 148
- Vegetables, chartreuse of, 139  
     macédoine of, 159
- Velouté sauce, 35
- Velvet cream, 228
- Venison, hashed, 91  
     sauce, 48
- Vermicelli pudding, 179
- Vinegar for salads, 31  
     raspberry, 261
- "Volage" sauce, 30
- WATER-CRESSSES** stewed, Cornish receipt, 147
- Water souché, 60
- Weak digestion, for a, 304  
     cordial for the, 304
- Whigs, 240
- Whitebait, fried, 63
- Whittings à la prévoyante, 55  
     à l'Italienne, 55, 66  
     as in Scotland, 56  
     fried fillets of, 56  
     in sauce, 56
- White puddings, 125
- White sauce for chicken, veal, or vegetable, 36
- Wine, currant, 260  
     ginger, 260



Wine, green gooseberry, 261	YEAST, an excellent, 235
mulled, 259	to clarify, 236
sauce, 209	Yorkshire method of mak-
white, whey, 302	ing, 235
Woodcock salmi, 104	Yorkshire cakes, 248
Wynne's, Sir Watkin, pudding,	pudding, 181
183	ZWEIBACH, 207

### ADDITIONAL RECEIPTS.

	PAGE		PAGE
1. A pleasant spiced mustard to eat with cold meat . . . . .	321	21. Kalte schale of apricots	328
2. Sour spiced mustard, . . . . .	321	22. Schusselhecht, or baked pike on a dish . . . . .	328
3. A good sauce to eat with cold partridge, pheasant, etc. . . . .	322	23. Perch in wine . . . . .	329
4. Sauce à la Diable, to eat with wild boar's head, but it is good with most cold meats . . . . .	322	24. Sauerkraut with oysters	329
5. Cumberland sauce . . . . .	322	25. Sauerkohl or sauerkraut	330
6. Brown mustard sauce . . . . .	323	26. To dress sauerkohl or sauerkraut, . . . . .	331
7. Eel soup, a Hamburg receipt . . . . .	323	27. Green or red cabbage, with chestnuts . . . . .	331
8. Potato and curly kale or Savoy soup . . . . .	324	28. Sour potatoes . . . . .	332
9. Herb soup . . . . .	324	29. Sorber potatoes . . . . .	332
10. Schoten soup . . . . .	324	30. Princess potatoes, with herrings . . . . .	332
11. Beer soup with raisins . . . . .	324	31. Ribs of pork, with potatoes and sour apples . . . . .	333
12. Beer soup with milk . . . . .	325	32. Potatoes and apples . . . . .	333
13. Frothed beer soup . . . . .	325	33. Young carrots and green peas . . . . .	333
14. Froth wine soup . . . . .	325	34. Carrots and asparagus . . . . .	334
15. Hot beer or wine, or Polish tea . . . . .	326	35. Carrots and potatoes . . . . .	334
16. Beer kalte schale . . . . .	326	36. Teltower Ruben (Brassica Rapa) . . . . .	334
17. Wine kalte schale, with oranges and rice . . . . .	326	37. Turnips with chestnuts	335
18. Wine kalte schale, with sago . . . . .	327	38. Teltower Ruben with cream . . . . .	335
19. Kalte schale of cherries	327	39. To dress French beans as in Germany . . . . .	335
20. Kalte schale of strawberries . . . . .	328	40. French beans, as in Mecklenburg . . . . .	335
		41. Artichokes and peas . . . . .	336
		42. Purée of green peas for do. . . . .	336



	PAGE		PAGE
43. Blindhuhn (a national Westphalian dish) . . . . .	336	57. Chocolate sauce for chestnut pudding . . . . .	345
44. Lentils, a Mecklenburg receipt . . . . .	337	58. Suabian or Nine Loths pudding . . . . .	345
45. Of preserving vegetables, etc. . . . .	337	59. Rusk pudding . . . . .	346
46. Vienna mode of dressing cutlets of beef . . . . .	340	60. Soufflé of bread and walnuts . . . . .	346
47. Sauerbraten (Marinade of beef) . . . . .	340	61. Brown bread soufflé . . . . .	347
48. Ham pasty . . . . .	341	62. Soufflé of sour cream . . . . .	347
49. Roast-leg of beaver . . . . .	341	63. Chocolate soufflé . . . . .	347
50. Stewed beaver's tail . . . . .	342	64. Apple soufflé . . . . .	348
51. Puffer or potato pancake . . . . .	342	65. Apricot soufflé . . . . .	348
52. Another puffer, without yeast . . . . .	343	66. Vienna cream Strudeln . . . . .	348
53. Brown bread pudding . . . . .	343	67. Hohlippen . . . . .	349
54. Potato pudding . . . . .	343	68. Jelly from mountain-ash berries . . . . .	349
55. Grape pudding . . . . .	344	69. Westphalian butter cake . . . . .	350
56. Chestnut pudding . . . . .	345	70. Another butter cake . . . . .	351
		71. Currant juice . . . . .	352
		72. Cherry juice . . . . .	352
		73. Pine-apple juice . . . . .	352

