

Application and testimonials of Joseph Coats, M.D. [for the Chair of Pathology in the University of Cambridge].

Contributors

Coats, Joseph, 1846-1899.
University of Cambridge.
University of Glasgow. Library

Publication/Creation

[Glasgow?] : [publisher not identified], [1884]

Persistent URL

<https://wellcomecollection.org/works/b8udhxr7>

Provider

University of Glasgow

License and attribution

This material has been provided by This material has been provided by The University of Glasgow Library. The original may be consulted at The University of Glasgow Library. where the originals may be consulted. This work has been identified as being free of known restrictions under copyright law, including all related and neighbouring rights and is being made available under the Creative Commons, Public Domain Mark.

You can copy, modify, distribute and perform the work, even for commercial purposes, without asking permission.



Wellcome Collection
183 Euston Road
London NW1 2BE UK
T +44 (0)20 7611 8722
E library@wellcomecollection.org
<https://wellcomecollection.org>

124

University of Cambridge.


CHAIR OF PATHOLOGY.

APPLICATION AND TESTIMONIALS

OF

JOSEPH COATS, M.D.,

PATHOLOGIST AND LECTURER ON PATHOLOGY IN THE WESTERN
INFIRMARY, GLASGOW; EXAMINER IN PATHOLOGY IN THE
UNIVERSITY OF GLASGOW; FORMERLY PRESIDENT OF THE
PATHOLOGICAL AND CLINICAL SOCIETY OF GLASGOW; AUTHOR
OF "A MANUAL OF PATHOLOGY," ETC.



Digitized by the Internet Archive
in 2016

<https://archive.org/details/b24930209>

University of Cambridge.


CHAIR OF PATHOLOGY.

APPLICATION AND TESTIMONIALS

OF

JOSEPH COATS, M.D.,

PATHOLOGIST AND LECTURER ON PATHOLOGY IN THE WESTERN
INFIRMARY, GLASGOW ; EXAMINER IN PATHOLOGY IN THE
UNIVERSITY OF GLASGOW ; FORMERLY PRESIDENT OF THE
PATHOLOGICAL AND CLINICAL SOCIETY OF GLASGOW ; AUTHOR
OF "A MANUAL OF PATHOLOGY," ETC.



*To the Reverend the Vice-Chancellor and the Electors to the Chair
of Pathology in the University of Cambridge.*

REV. SIR AND GENTLEMEN,

In offering myself as a Candidate for the Chair of Pathology in the University of Cambridge, I may be permitted to refer to my past career, in so far as it has a bearing upon my fitness to occupy the position for which I now apply.

In the year 1869 I graduated in Medicine in the University of Glasgow with honours, after which I spent a year in the wards of the Royal Infirmary as resident assistant—first to Professor Gairdner, and afterwards to Professor Lister. I then proceeded to Germany, where I worked at Experimental Physiology under Professors Ludwig and Schweigger-Seidel; the results of my labours were afterwards published in Ludwig's *Arbeiten*. While in Leipzig I received the appointment of Pathologist to the Royal Infirmary, Glasgow, and after six months I returned to Germany, where I devoted my attention for a time to the study of Experimental Pathology under Professors von Recklinghausen and Köster. Since then I have been constantly engaged in the practice and teaching of Pathology, first at the Royal, and afterwards at the Western Infirmary.

I began lecturing in 1870, by giving weekly lectures during

three months. This original course was gradually extended, and now my instruction comprises daily systematic lectures and demonstrations during the winter session, and a practical class which also meets daily during the summer months; on an average one hundred students attend each of these courses. During these fifteen years I have paid almost exclusive attention to Pathology; but I have also had some clinical experience, having acted for seven years as physician to the out-door department in the Western Infirmary, and I now hold the office of Assistant Physician to that Institution. The appended list of my published works will show the lines on which my energies have been directed.

Three points may here be indicated in which my training has been such as to qualify me specially to undertake the duties which may be expected of the professor of Pathology in Cambridge. In the first place, I have considerable practical acquaintance with experimental research. This was originally acquired in Professor Ludwig's laboratory, and afterwards at Professor Recklinghausen's. I have not had so much opportunity of prosecuting this line of investigation lately, but may state that along with Professor M'Kendrick and Dr. Newman, who with me formed a Committee appointed by the British Medical Association, I conducted a series of experiments on the action of anæsthetics, the results of which were published in four Reports in the *British Medical Journal*. In the second place, in the absence of a Chair of Pathology in the University of Glasgow, I have had to organize the teaching of this subject, and I believe it is acknowledged that, as regards both systematic and practical work, the teaching of pathology in Glasgow is now in a satisfactory state. In the third place, my energies have been chiefly directed to the study and teaching of human pathology.

The results of my experience I published, about a year ago, in a *Manual of Pathology*, which has been reprinted in America, and has been favourably received both by the British and American press. In this work the whole domain of pathology, general and special, has been fully discussed.

I beg to submit for your consideration a few testimonials from gentlemen whose opinion may be deemed of exceptional authority. In addition I have received a joint testimonial setting forth the character and scope of my work in Glasgow from a number of the leading members of the profession in this city, who have known me for many years and are well acquainted with my career.


I am,

Rev. Sir and Gentlemen,

Your obedient Servant,

JOSEPH COATS.

7 ELMBANK CRESCENT,
GLASGOW, 18th April, 1884.



TESTIMONIALS.

From W. T. GAIRDNER, M.D., LL.D., Professor of Medicine in the University of Glasgow, Physician in Ordinary to Her Majesty the Queen in Scotland.

GLASGOW, 9th April, 1884.

DR. JOSEPH COATS being a candidate for the newly established office of Professor of Pathology in the University of Cambridge, I regard it as a duty specially devolving on me to support his claim by a reference to the great services he has rendered in this department to the Medical School of Glasgow University. No one is so familiar in detail with these services as I have been from the first, and therefore I heartily desire that this inadequate testimony may be taken as indicating only what can be expressed in a few lines as regards work extending over years, of vital importance to the progress of a great medical school, and to the cultivation of a fundamental department of medical science.

For a number of years after I was appointed to the Chair of Medicine here in 1862, the regulations (adopted under a Royal Commission in 1859) required a course of pathology or of pathological anatomy to be attended; but the University was practically debarred from instituting an independent course (much more a Professorship) of pathology by two circumstances; *first*, that the subject of pathology formed a part of the course assigned to the Professor of Institutes of Medicine in virtue of his Commission; *second*, that the

University had no power or opportunity of controlling the materials for the practical teaching of pathology then existing in the Royal Infirmary. Acting on the advice of the late Professor Allen Thomson, I attempted, in conjunction with the Pathologist of the Royal Infirmary, and the son of the late Professor of the Institutes (a young man of great promise, since deceased), to arrange a course which might have in some measure supplied the want; but the proposal was coldly received by the Managers of the Royal Infirmary, and it was accordingly not pressed. The University authorities considered that a course of pathology, without the materials for practical teaching, would be a useless burden upon the medical student, and the matter thus lay in abeyance. Shortly after this, Dr. JOSEPH COATS, having completed his ordinary medical education, and taken his medical degrees with distinction at this University, proceeded to Germany, and devoted himself to further study of the subjects specially required for a teacher of pathology, contributing also original work to the *Journal* of the physiological laboratory at Leipzig, under Professor Ludwig, in 1870. At a later date he became Pathologist to the Royal Infirmary, working from the first with a view to the organisation of the whole department in accordance with the most advanced ideas, so far as they could be efficiently carried out with our limited means and resources; and in order to give to his meritorious work a kind of University sanction, he was associated as assistant in the pathological department of his course with the late Professor of the Institutes, above mentioned.

In November, 1874, the Western Infirmary was opened, near the new University buildings, and since then Dr. COATS has acted as Pathologist to that Institution, and has given both practical and systematic courses of pathology and pathological anatomy, with the sanction of the University Court, to the students of this University.

In thus breaking new ground, under circumstances of great difficulty, and without the help of endowments or of any direct assistance from the University towards the necessary

expenses of his class, Dr. COATS has shown a single-minded enthusiasm which would entitle his work to respectful consideration, even were its merits less conspicuous than they are. But I believe it will be generally conceded by those who are competent to form an opinion, that this work could hardly have been better done than it has been done by Dr. COATS. His teaching has been both popular, in the best sense of the word, and successful. Students have been brought to recognise in pathology, not merely an additional subject to be got up for examination, but a large and eminently fruitful field for research. An interest in pathological inquiries, growing from year to year, has been created; a considerable museum of new preparations, and great numbers of microscopic slides, have been the fruit of his labours in the Western Infirmary; *post mortem* examinations have been most efficiently and thoroughly performed and reported in presence of the students from day to day; a laboratory, and ultimately a small separate class, of pathological chemistry, having more recently been formed under the superintendence of Dr. Steven, but in entire harmony with, and as an assistance to, the teaching of pathological anatomy under Dr. COATS. Amid these varied labours in connection with the dead body, Dr. COATS has by no means neglected clinical studies, being attached to the staff of the Western Infirmary as Assistant Physician, and frequently doing duty, both in the house and in the out-patients' department. The care and conscientious accuracy in detail with which all this varied work has been done are not less remarkable than the amount of it; few men, indeed, can have compressed into thirteen or fourteen years more of the best kind of self-discipline for a professorship than Dr. COATS.

I have scarcely left myself room to speak of his original contributions to scientific research, nor is it needful that I should do so. These are before the world, and are everywhere received as of a high order. Besides a great number of separate papers in journals and elsewhere, he has recently published a *Manual of Pathology*, in which a large amount of personal and original investigation appears in a condensed

form, illustrated by numerous woodcuts drawn from the objects, and carefully collated with the researches of others. This *Manual* has been most favourably received, and there is every reason to believe that it will become a standard work on the subject. I prefer stating the matter thus, to expressing my own opinion, which might be supposed to be biassed by personal friendship. It is, however, only the duty of one who has so closely watched his whole career to bear testimony that in simplicity and sincerity of purpose, in personal worth and weight of character, and in kindness of manner and disposition, Dr. COATS has given proof of all the qualifications required, over and above his scientific reputation, to make him an acceptable colleague to the distinguished men who are already associated with the Medical School of the University of Cambridge.

W. T. GAIRDNER.

*From T. LAUDER BRUNTON, M.D., Sc.D. Edin., F.R.C.P., F.R.S.,
Assistant-Physician and Lecturer on Materia Medica at
St. Bartholomew's Hospital.*

I HAVE much pleasure in expressing my esteem for Dr. COATS, whom I have had the pleasure of knowing for many years. During our stay in Leipzig, while working in Professor Ludwig's laboratory, I was greatly struck with his extreme accuracy, a quality, the value of which in scientific work can hardly be over-rated.

Since his return to Glasgow he has devoted himself to the study and teaching of Pathology. Under considerable difficulties he has organised the teaching of pathology in Glasgow, and he is not only acquainted with human pathology, but with the methods of experimental investigation of disease. I feel sure that if appointed to the Chair which he now seeks, he will discharge its duties with the greatest possible fidelity, and will devote himself with unwearying assiduity both to teaching and original investigation.

T. LAUDER BRUNTON.

From JOHN CLELAND, M.D., LL.D., F.R.S., *Professor of Anatomy, University of Glasgow.*

UNIVERSITY OF GLASGOW.

28th March, 1884.

I HAVE much pleasure in bearing testimony, both to the scientific worth and the excellency as a teacher of Dr. JOSEPH COATS, at present candidate for the Chair of Pathology at Cambridge.

After completing his studies for graduation, Dr. COATS may be said to have begun his specially scientific career in the laboratory of Professor Ludwig, where were performed those experiments on the action of the heart which are still associated with his name. Since then his time has been devoted to the advance of pathology by research and by teaching. The work which he has recently published testifies in the fullest manner to his complete mastery of the subject, being the fullest text-book on pathological science which has appeared in this country, and supplying a want which was much felt in all the schools.

At present, as is well known, there is no chair of pathology in the University of Glasgow, but Glasgow students are required, for graduation, to attend lectures and pass an examination on the subject, and they have been practically dependent on the tuition of Dr. COATS at the Western Infirmary, where, besides performing the duties of pathologist to the institution, he has been in the habit of giving a full course of lectures in winter, and conducting in summer a practical class in which his students have the opportunity of handling morbid tissues, and have been systematically taught to examine them under the microscope.

The efficiency of that tuition I have had testimony borne to in two ways—namely, the high appreciation expressed by students, and the good effects on some of them who promise to earn for themselves an acknowledged position in science.

Dr. COATS is an honest, earnest, and arduous worker, well acquainted with those physiological principles on which alone a correct pathology can be built; and I can have no manner of doubt that if appointed to the Chair which he now seeks, he will soon be acknowledged to be a most able and useful professor.

JOHN CLELAND.

From JOHN G. M'KENDRICK, M.D., Professor of The Institutes of Medicine, University of Glasgow.

GLASGOW UNIVERSITY,
4th April, 1884.

DR. JOSEPH COATS has, in my humble opinion, very strong claims for such an appointment as the Chair of Pathology about to be founded in the University of Cambridge. He has been practically engaged as a Pathologist for about fifteen years, first at the Royal Infirmary of Glasgow, containing upwards of 600 beds, and latterly at the Western Infirmary, Glasgow, in which there are 400 beds. He has thus had the most ample opportunities of acquiring that practical experience in the *post mortem* theatre which is essential to give his lectures and writings the stamp of authority. Further, he has been a teacher of pathology for fourteen years, and his classes have been attended by large numbers of students. He is an excellent lecturer; he has also conducted large classes of students engaged in pathological histology, and he is perfectly familiar with all the methods now followed in histological enquiry.

Assuming that physiology is more nearly related to pathology than any other branch of science, it strengthens the claims of Dr. COATS that he is an accomplished physiologist. In his early career he made important contributions to this science, and in particular I may refer to his well known researches on the heart and its nervous mechanism. Since that time his endeavour has been to keep pace with the advance of physiology, and I can testify that he is widely read on that subject. In addition, Dr. COATS is a good experi-

mentalist. When associated with him in the Committee of the British Medical Association on Anæsthetics, I had the most favourable opportunity of knowing his ability in experimental work, and I am able to state that he is not only familiar with all the methods of modern physiology, and can carry them out with his own hands, but he has the skill to devise experiment, and in a high degree the judicial faculty in criticising the results: I have no doubt in such a position as that of Professor of Pathology in Cambridge, Dr. COATS would make valuable contributions to science.

I therefore think that both on account of work done, and of exceptionally large experience, Dr. COATS has special claims for such an appointment; and further, I believe that his election to the Chair would promote the best interests of Pathological science, and of the Medical School of the University of Cambridge.

JOHN G. M'KENDRICK.

From JULIUS DRESCHFELD, M.D., B.Sc., F.R.C.P., Professor of Pathology, Victoria University; Physician, Royal Infirmary, Manchester.

292 OXFORD ROAD,
MANCHESTER, 21st April, 1884.

DR. COATS' claims as one of the foremost Pathologists in this country rest on such a firm basis, and are so widely known, that he needs, indeed, but little recommendation from me in his candidature for the Chair of Pathology in the University of Cambridge.

It gives me, however, great pleasure to have the opportunity of expressing the very high opinion I have of his merits, and to bear testimony to the excellent work, both in Pathology and in Clinical Medicine, which Dr. COATS has done for years.

His powers and industry as an original worker are shown by the many valuable contributions to medical literature, and by his excellent treatise on Pathology, every page of which shows that he has thoroughly and independently investigated every branch of pathology. But not only as a writer, but also as a teacher, Dr. COATS has worked most successfully, and lost no opportunity of making the best possible use of the immense pathological material which he has had at command.

Apart from pathology, Dr. COATS ranks equally high as a clinical teacher, and on this subject also he has enriched medical science by many valuable contributions.

Even if the Professor of Pathology had no clinical duties to perform, a thorough knowledge of medicine cannot but be of the greatest possible advantage in the teaching of Pathology; but, as the Professor of Pathology at Cambridge may also have to perform the duties of a clinical teacher, Dr. COATS brings, indeed, qualifications which I think can scarcely be equalled by any other candidate.

JULIUS DRESCHFELD.

*From W. K. ALLCHIN, M.B., F.R.C.P., Physician to and
Lecturer on Pathology, Westminster Hospital.*

5 CHANDOS STREET, CAVENDISH SQUARE, W.,
7th April, 1884.

I AM much pleased at having the opportunity of expressing the high opinion I hold of Dr. COATS' power and abilities as a teacher of Pathology.

During the five years (1875-80) that I was Examiner in that subject in the University of Glasgow, Dr. COATS established the course of practical pathology and pathological histology as a distinct class, and did so on a most satisfactory basis. The effect of his teaching was at once evident, as shown by the students at their examinations; and what in the first years of my office was a most imperfectly taught subject, became at once, under Dr. COATS' charge, an efficiently conducted branch of instruction; and I have no doubt that further improvement has continued to attend Dr. COATS' energies in connection with a work to which I know he has so thoroughly devoted himself.

Of Dr. COATS' publications and special pathological work I say nothing, they are open to every one to form a judgment on; but having had a singular opportunity of seeing the results of his labours as a teacher of pathology, I, with much pleasure, testify to his excellence.

W. K. ALLCHIN.

GLASGOW, *March, 1884.*

WE, the undersigned, having known Dr. JOSEPH COATS for a considerable number of years, and being very intimately acquainted with the work he has been doing in Glasgow, beg to express our interest in his candidature for the Chair of Pathology in the University of Cambridge.

From personal knowledge we are able to state, that when Dr. COATS was appointed Pathologist to the Royal Infirmary in 1869, the only instruction in Pathology given in Glasgow was by weekly demonstrations in the *post mortem* room of that institution, during three months in the winter session. Since that time he has gradually developed the methods of teaching, till, in 1877, his instruction at the Western Infirmary comprised a winter course of one hundred lectures, as well as a class of Practical Pathology during the three summer months.

In order to produce such a rapid development and high state of efficiency, it is necessary that the moving spirit should be possessed not only of great powers of organization, but also of marked ability in exciting enthusiasm in others.

Looking to the manner in which Dr. COATS has advanced the study of Pathology in Glasgow, by great energy and devotion to his subject, we feel confident that no one is more likely than he to make the Pathological Department in Cambridge University vigorous and successful.

T. M'CALL ANDERSON, M.D.,

Professor of Clinical Medicine, University of
Glasgow.

HECTOR C. CAMERON, M.D.,

Surgeon to Western Infirmary and Hospital
for Sick Children.

JOHN FERGUSON, M.A.,

Professor of Chemistry.

JAMES FINLAYSON, M.D.,

Physician, Western Infirmary and Glasgow
Hospital for Sick Children.

WILLIAM LEISHMAN, M.D.,

Regius Professor of Midwifery.

WILLIAM MACEWEN, M.D.,

Surgeon and Lecturer on Surgery at the Royal
Infirmary, Glasgow.

G. H. B. MACLEOD, M.D.,

Regius Professor of Surgery, University of
Glasgow, and Surgeon in Ordinary to Her
Majesty the Queen in Scotland.

DAVID NEWMAN, M.D.,

Pathologist and Lecturer on Pathology, Royal
Infirmary, Glasgow; Examiner on Physio-
logy and Pathology, University of Glasgow.

ALEXANDER PATTERSON, M.D.

Surgeon and Lecturer on Clinical Surgery,
Western Infirmary; Surgeon to Glasgow
Lock Hospital.

THOMAS REID, M.D.,

Surgeon, Glasgow Eye Infirmary.

P. A. SIMPSON, M.A. Cantab, M.D.,

Regius Professor of Forensic Medicine, Uni-
versity of Glasgow.

G. P. TENNENT, M.D.,

Physician, Western Infirmary.

JOHN YOUNG, M.D., L.R.C.S. Ed.,

Professor of Natural History.

D. YELLOWLEES, M.D.,

Physician Superintendent, Glasgow Royal Asylum.

CONTRIBUTIONS TO MEDICAL LITERATURE.

1869.

1. On the Excretion of Urea in Typhus Fever. (With Dr. Russell.) *Glasgow Medical Journal*.
2. Two Cases of Tubercular Meningitis in the Adult. (Reported for Dr. Gairdner.) *Glasg. Med. Jour.*
3. Observations on the Cooling of Dead Bodies. (Undertaken for Dr. Harry Rainy, and published by him.) *Glasg. Med. Jour.*

1870.

4. Arbeit des Herzens. An experimental investigation in Ludwig's Laboratory—published in Ludwig's *Arbeiten*.
5. Case of Soft Sarcoma of the Cerebellum. (With Dr. Steven.) *Glasg. Med. Jour.*
6. Stricker's Studies in Experimental Pathology. (*Review*.) *Glasg. Med. Jour.*
7. Quarterly Abstracts of German Journals. *Glasg. Med. Jour.*

1871.

8. The Structure of the Myxoma and Sarcoma (with woodcuts.) *Glasg. Med. Jour.*
9. Remarks on the Pathology of a case of Mollities Ossium. *Glasg. Med. Jour.*
10. Case of Soft Cancer of Right Kidney, &c. (With Dr. Gairdner.) *Glasg. Med. Jour.*
11. Translation of a paper on Hospital Gangrene, by Dr. König. *Glasg. Med. Jour.*
12. Quarterly Abstracts of German Journals. *Glasg. Med. Jour.*

1872.

13. Large Sarcomatous Tumour of the Abdomen. *Glasg. Med. Jour.*
14. Cases of Pathological Interest from the Practice of Glasgow Royal Infirmary. *Glasg. Med. Jour.*
15. On Calcareous Infiltration of the Muscular Fibre of the Heart (with woodcuts.) *Glasg. Med. Jour.*
16. The Cell Theory and some of its more recent aspects. (*Review*.) *Glasg. Med. Jour.*
17. Quarterly Abstracts of German Journals. *Glasg. Med. Jour.*

1873.

18. Abstract of the Debate on Tubercle in the Pathological Society of London. Two papers in the *London Medical Record*.
19. Aneurism of the Larger Arteries of the Brain. *Glasg. Med. Jour.*
20. Quarterly Abstracts of German Journals. *Glasg. Med. Jour.*

1874.

21. Acute Interstitial Nephritis in Scarlet Fever. *British Medical Journal*.
22. On the Absorption of Dead Bone (with woodcuts). *Glasg. Med. Jour.*
23. Recent Advances in Cerebral Physiology and Pathology. (Review.) *Glasg. Med. Jour.*
24. A Peculiar Fatty Growth of the Upper Surface of the Corpus Callosum. *British Medical Journal*.
25. Quarterly Abstracts of German Journals. *Glasg. Med. Jour.*

1875.

26. Four cases of Affection of the Vermiform Appendage, with fatal issue. *British Medical Journal*.
27. Report of a case of Aphasia. (With Professor Gairdner and Dr. A. Robertson.) *Brit. Med. Jour.*
28. Case of Acute Yellow Atrophy of the Liver. *Brit. Med. Jour.*
29. On the Redness and Swelling of Inflammation as related to the condition of the Blood and Blood-vessels. *Glasg. Med. Jour.*
30. Results of some Injections of the Kidneys in Bright's Disease. *Glasg. Med. Jour.*
31. Quarterly Abstracts of German Journals.

1876.

32. A Study of Two Illustrative cases of Epilepsy. *Brit. Med. Jour.*
33. Case of Intussusception—Slough of portion of Bowel—Recovery. *Glasg. Med. Jour.*
34. Translations of Clinical Lectures on subjects connected with Medicine, Surgery, and Obstetrics by various German Authors. (Lectures by Volkmann, Leyden, Biermer, and Jürgensen, were translated by Dr. Coats.) The New Sydenham Society.

1877.

35. Note as to the Pathological Condition of the Central Nervous System in a case of Hydrophobia. *Lancet*.
36. On the Pathology of Tetanus and Hydrophobia. Transactions of the Medico-Chirurgical Society of London. (Published 1878.)
37. On the Pathology of Embolism, being an Address delivered, as President, to the Glasgow Pathological and Clinical Society of Glasgow, at the opening of the Session 1876-77. *Glasg. Med. Jour.*
38. Translations of German Clinical Lectures. (Lectures by Nothnagel, Gerhardt, and Lucke were translated by Dr. Coats.) The New Sydenham Society.

1878.

[Became Editor of the *Glasgow Medical Journal*.]

39. Demonstrations of cases of Pathological interest in the Western Infirmary of Glasgow—Two Papers. *Glasg. Med. Jour.*

1879.

40. Preliminary Report on the Action of Anæsthetics, by a Committee of the British Medical Association. (In conjunction with Professor M'Kendrick and Dr. Ramsay.) *Brit. Med. Jour.*, 4th January.
41. Second Report on the Action of Anæsthetics by the same Committee. *Brit. Med. Jour.*, 25th January.
42. Third Report on the Action of Anæsthetics, by the same Committee. On the effects of Chloroform, Ethedine, and Ether on the Blood-pressure, with a Lithographic Plate. *Brit. Med. Jour.*, 21st June. Also in *Journal of Anatomy and Physiology*.
43. On Descending Sclerosis of the Brain and Spinal Cord in a case of Hemiplegia, with Three Lithographic Plates. (In conjunction with Dr. Middleton.) *Glasg. Med. Jour.*
44. On a case of Disseminated Sclerosis of the Brain and Spinal Cord. *Glasg. Med. Jour.*

1880.

45. Report on the Action of Anæsthetics, by a Committee of the British Medical Association. (In conjunction with Professor M'Kendrick and Dr. Newman.) *Brit. Med. Jour.*
46. On Twisting of the Intestine as a cause of Obstruction. *Glasg. Med. Jour.*
47. On a case of Ulcerative Endocarditis. (In conjunction with Dr. Renton.) *Glasg. Med. Jour.*

1881.

48. On Aneurisms of the Larger Arteries of the Brain as a cause of Cerebral Hæmorrhage. *Transactions of the International Medical Congress.* Vol. I.
49. Illustrations of the Mode of Extension of Lympho-Sarcoma and its Analogy with the Organisation of Thrombi, Blood-Clots, &c. *Transactions of the International Medical Congress.* Vol. I.
50. On cases of Congenital Malformation of the Aortic Valve, with Remarks on the Influence of such lesions in producing Disease in after life. *Glasg. Med. Jour.*
51. On Phthisis Pulmonalis, especially in its relation to Tuberculosis. *Glasg. Med. Jour.*

1882.

52. On a case of Spontaneous Lateral Sclerosis of the Spinal Cord, and one of Poliomyelitis Anterior. *Glasg. Med. Jour.*
53. On the Pathology of Cerebral Hæmorrhage. *Glasg. Med. Jour.*
54. The Pathology of Diabetes Mellitus. *Glasg. Med. Jour.*
55. On the Lymphatic System of the Abdomen in relation to the extension of Inflammation, Tuberculosis, and Cancer. *Glasg. Med. Jour.*

1883.

56. A Manual of Pathology, 902 pages (with three hundred and thirty-nine illustrations.) London, Longmans, Green & Co.
57. American edition, reprinted. Philadelphia, Henry C. Lea's Son & Co.
58. Eberth's Typhoid Bacillus. *British Medical Journal.*
59. On recent German Text-Books on Pathology and Pathological Anatomy. (*Review.*) *Glasg. Med. Jour.*

1884.

60. On the Pathology of Albuminuria, with special reference to the changes in the circulatory apparatus of the Kidney. *Glasg. Med. Jour.*
61. On Compensatory Hypertrophies of various organs. Paper read in Medical Society of London, April 7th.

DR. COATS has also made a large number of contributions to the Pathological and Clinical Society of Glasgow, of which he was President during 1877-78, and 1878-79, and written many Reviews in the *Glasgow Medical Journal*, &c.

