

Cookery and pastry, as taught and practised by Mrs. Maciver, teacher of those arts in Edinburgh.

Contributors

MacIver, Susanna.
University of Glasgow. Library

Publication/Creation

London, 1789.

Persistent URL

<https://wellcomecollection.org/works/pertm2w3>

Provider

University of Glasgow

License and attribution

This material has been provided by This material has been provided by The University of Glasgow Library. The original may be consulted at The University of Glasgow Library. where the originals may be consulted. This work has been identified as being free of known restrictions under copyright law, including all related and neighbouring rights and is being made available under the Creative Commons, Public Domain Mark.

You can copy, modify, distribute and perform the work, even for commercial purposes, without asking permission.



Wellcome Collection
183 Euston Road
London NW1 2BE UK
T +44 (0)20 7611 8722
E library@wellcomecollection.org
<https://wellcomecollection.org>



Pross W. m. 2
Sumner

No.

B959-h. 5

1875.

ESTC


GLASGOW


UNIVERSITY


LIBRARY.

—
EUING COLLECTION.









C O O K E R Y

AND

P A S T R Y,

AS TAUGHT AND PRACTISED BY

M R S M A C I V E R,

TEACHER OF THOSE ARTS IN EDINBURGH.

A NEW EDITION, WITH ADDITIONS.

TO WHICH ARE ADDED,

FIGURES OF DINNER AND SUPPER
COURSES, FROM FIVE TO FIFTEEN DISHES.

A L S O,

A CORRECT LIST OF EVERY THING IN SEASON
FOR EVERY MONTH IN THE YEAR.

L O N D O N :

Printed for G. ELLIOT and T. KAY,
opposite Somerfet-Place, Strand; and
G. ELLIOT, EDINBURGH.

M,DCC,LXXXIX.

C O O K E R Y

P A S T R Y

M A S T E R

RECIPIES OF THOSE ARTS IN LONDON

A NEW EDITION, WITH ADDITIONS

BY THE AUTHOR

FIGURES OF MEASURES AND SUBTIES
COLLECTED FROM THE FOUNTAIN OF KNOWLEDGE

A CORRECTED COPY OF THE FIRST EDITION
FOR THE USE OF THE ARTS

L O N D O N
Printed by R. DODD, at the Sign of the Crown, in St. Dunstons Church-yard, near St. Dunstons Church, in the Parish of St. Dunstons, in the County of Middlesex.
1734

ADVERTISEMENT

TO THE

FORMER EDITIONS.

THE Author's situation in life hath led her to be much conversant in Cookery, Pastry, &c. and afforded her ample opportunity of knowing the most approved methods practised by others, and also of making experiments of her own. Some years ago she opened a school in this city for instructing young Ladies in this necessary branch of female education; and she hath the satisfaction to find that success hath accompanied her labours. And many of her scholars, and others, having repeatedly solicited her to make her receipts public; these solicitations, joined to an hearty desire of doing every thing that it was thought could be useful in the way of her business, have at length determined her to this publication. She is far from thinking this little Book perfect; but as all the receipts contained in it have been frequently practised by her, she is hopeful it will be found a good practical treatise.

Edinburgh, November, 1783.

ADVERTISEMENT

TO THE

70

FORMER EDITIONS. THIS EDITION.

IT was suggested by some friends, that the addition of some Figures of Courses for Dinners and Suppers should be subjoined; accordingly, I have made out several Courses from five to fifteen dishes. As for Supper courses, a list of things for that purpose is given, from which any Lady of the smallest experience may form Suppers of any extent according to the articles that are in season. All the dishes for both Dinners and Suppers are to be found in this little Book; and it is presumed it is calculated for the genteel and middling ranks of life, and not filled with dishes that will never be used by one out of an hundred families that may purchase them. There is likewise added a correct list of every thing in Season in every month of the year, which will be found particularly useful to young house-keepers.

SUSANNA MACIVER.

Edinburgh, Dec. 1788.

CONTENTS.

CONTENTS.

CHAP. I.

SOUPS.

	Page
A stock for soups or sauces	13
Spices proper to be mixed with any kind of seasoning	14
Imperial white soup	14
Pigeon soup	15
Hare soup	16
Green summer soup	17
Plumb pottage	17
Leek soup	18
Onion soup	19
Pease soup	20
To make the same soup pass in summer as green pease soup	21
Green meagre soup	21

CHAP. II.

FISH.

To dress a cod's head	22
To roast a cod's head	23
To broil cod	24
To dress small cod with ale sauce	24
To crimp cod after the Dutch manner	25
To stew soles	25
To fry soles	26
To roast salmon	26
To crimp skate	27
To pot any sort of fish	27
To pickle oysters	28
To pickle muscles or cockles	28
To fricasee oysters, cockles or muscles,	29
To scollop oysters	30
To brown oysters in their own juice	30
To dress haddocks with a brown sauce	31
To stuff large haddocks	32
To dress whitens with a white sauce	33
To make parson or crab pies	34
A fricasee of lobsters	35
To stew trouts with brown sauce	36
To pot eels	36
The best way of potting fresh herrings	37
To fry turbot	38
To dress a sea-cat	38
To dress a sea-cat with a white sauce	39

CHAP. III.

FLESH.

	Page
To red a rump of beef	40
To make a mutton ham	40
To make a bacon ham	41
To cure neats tongues	42
To make forced-meat balls	43
To stew a rump of beef	43
a rump of beef with roots	45
Beef a-la-mode	46
To pot beef	47
To make minced collops	48
To pot a cow's head	49
To broil beef steaks	50
To make Scots (or stewed) beef collops	50
To make beef collops	51
To collar beef	52
Scarlet beef	53
To stew a fillet of veal	53
To make Scotch collops (veal)	54
To hash cold veal	55
To mince cold veal	55
To make veal cutlets	56
Broiled veal cutlets	56
To fricasee a breast of veal	57
To make veal fricandoes	58
veal olives	59
To dress a calf's head	59
To make brain cakes	61
To turtle a calf's head	61
To pot a calf's head	62
To make mutton cutlets	64
To hash cold mutton	64
To make a hancot of mutton	65
To dress a dish of mutton with paper in place of coals	66
To boil a leg of lamb with cabbage or cauliflower	67
Lamb covered with rice	67
To dress a lamb's head	68
chickens with pease and lettuce	70
To make veal or lamb toasts	71
A jagged hare	71
A good Scotch haggies	72
A lamb's haggies	73
A pudding of lamb's blood	74
To make puddings either of sheep or cow's blood	75
liver puddings	75
apple puddings	76

To make rice puddings	Page 76
almond puddings in skins	77
To roast a calf's or lamb's liver	77
To ragoo a liver	77
To make cake-jelly of calves feet	78
portable soup	79
To ragoo pallets and kernels	81
Hare collops	82
To roast a hare	82
To smother rabbits	83
To make a caparata	83
General rules for boiling fowls	84
A parsley sauce	85
An oyster sauce	85
A celery sauce	85
A cream sauce	86
To boil beef or mutton in the juice	86
To roast any piece of venison	87
To stew venison	87
Venison in the blood	88
To stew venison that has been roasted	88
To broil venison	89
To boil a haunch of venison	89
To roast and stuff a turkey	89
The best sauce for a roasted hen	90
To roast a goose or duck	91
To dress a wild duck	91
To ragoo a pair of ducks	92
To make a tame duck pass for a wild one	93
To pot geese the French way	93
A general rule for roasting wild-fowl	94
To pot any kind of wild-fowl	95
pigeons	95
To stove pigeons	96
To ragoo pigeons	97
To broil pigeons whole	98
Disguised pigeons	99
A pigeon dumpling	99
To stew cold roasted wild-fowl or hare	100
To ragoo rabbits	101
To stew a neat's tongue whole	101
To hash a cold neat's tongue	102
A sauce for a roasted tongue	103
To potch eggs with sorrel	103
An aumulette	104
Egg and onions, commonly called the onion dish	105

CHAP. IV.

PIES, PASTIES, &c.

	Page
To make a beef-steak pie	105
a mutton-steak pie	106
a venison pafty	106
A mock venison pafty	107
To make a veal florentine	108
a pigeon pie	109
a chicken pie	109
superfine minced pies	110
a common minced pie	111
a giblet pie	112
a hare or moorfowl pie	113
a kernel pie	113
a calf's-foot pie	114
A marrow pafty	115
An egg pie	115
An eel pie	116
A curd florentine	116
An apple pie	117
An apple pie with potatoes	117
A chefnut pie	118
A gooseberry pie	118
To make puffed paste	119
A common pie paste	119
To make paste for the cases of preserved tarts	120
A paste for raised pies	121
To make apple tarts	121
Gooseberry tarts	122
Cherry tarts	122
To make raspberry or currant tarts	122
prune tarts	123
Peach or apricot tarts	123
To make a glazing for tarts,	124
A light boil'd pudding	124
A boil'd custard pudding	125
A plumb pudding	125
A plain suet pudding	126
A boiled bread pudding	126
A boiled rice pudding	127
A pease pudding	128
A whole rice pudding	128
Another rice pudding	129
A hair pudding	129
A marrow pudding	130
A tanfy pudding	131

	Page
An orange pudding	132
A lemon pudding	133
A citron pudding	133
A green gooseberry pudding	134
An apple pudding	135
An almond pudding	135
A sago or millet pudding	136
A potatoe pudding	136
A common potatoe pudding to be fired below roasted meat	137
A bread pudding to be fired below meat	138
A hasty pudding	138
A carrot pudding	139
An apple dumpling	140
Sir Robert Walpole's dumplings	141
To make curd cheese-cakes	142
lemon cheese-cakes	143
almond cheese-cakes	143
cullards	144
rice custards	144
almond custards	145
clear lemon cream	146
an orange cream	146
ratafia cream	147
sweet almond cream	148
clouted cream	148
velvet cream	149
steeple cream	149
bandixing curd	150
Rush curd	150
Tender curd	151
To make fair butter	152
Syllabubs	152
Another kind of syllabubs	153
Blanc-mange	153
Gooseberry cream	154
To make strawberry, raspberry, or currant cream	155
To make rice cream	155
A rich eating posset	156
A common eating posset	157
To make hartshorn jelly	157
Calves-feet jelly	158
Jelly for a consumption	159
A hen's nest	160
Jelly in cream	160
To dish up cold chicken in jelly	161
A floating island	162
A trifle	162

	Page
An egg cheese	164
To make a cheese loaf	165
fine pancakes	166
a very good baked pudding with the same batter	167
To turn the same batter into a different form	167
To make pan-puddings	168
apple fritters	169
currant fritters	169
oyster fritters	170
potatoe fritters	170
a tany cake	171
The poor knights of Windsor	172
To make small curd puddings	173
a curd florentine	173
To stew parsnips	174
red cabbage	174
cucumbers	175
To dress parsnips to eat like skirrets	176
Celery with cream	176
To stew celery in gravy	177
To have a dish of kidney-beans in the winter	178
To keep artichoke bott oms the whole year	179
The best way of keeping green gooseberries for tarts	180
To make white custards	181
German puffs	181
apple puffs	182
short-bread	183
a rich bun	185
a fourthpart plumb-cake	186
a feed-cake	187
a diet-loaf	187
a currant-cake	188
To make fine ginger-bread	189
common biscuit	189
the same biscuit proper for beating to put in fine puddings	189
To make Savoy biscuit	190
sponge biscuit	190
common almond biscuit	191
ratafia drops	191
squirt, fruit, and shaving biscuit	191

C H A P. V.

PRESERVES, PICKLES, &c.

To clarify sugar	193
To make smooth marmalade	194

CONTENTS.

xi

	Page
To make chip marmalade	195
To preserve whole oranges	196
orange skins	198
Preserved sliced oranges	199
To preserve orange grate	201
Orange chips	202
To make orange-peel	202
To candy angelica	203
flowers	204
To make red-currant jelly	205
White-currant jelly	206
Black-currant jelly	208
To preserve whole currants	209
An excellent way of doing currants for present use	210
To preserve raspberries whole	211
To make raspberry jam	211
To preserve green gooseberries	213
red gooseberries	214
To make gooseberry jam	214
gooseberry jelly	215
To preserve cherries	216
cherries with stalks and leaves	217
apricots	218
To make apricot jam	218
To preserve green gage plums	220
magnum plums	221
To keep common plums for tarts	221
To preserve peaches	222
pears	222
pears red	223
To make apple jelly	224
Chip and jelly of apples	225
To preserve apples green	227
Apples in syrup	227
To preserve cucumbers	230
melons	230
green almonds	231
barberries	232
To make lemon syrup	233
Syrup of clove julyflower	234
of violets	234
of pale roses	235
of maidenhair	235
of turnip	236
of nettles	236
Conserve of roses	237
To make tablets	237

To make barley-sugar	Page 238
glazing for feed or plum-cake	239
To mango cucumbers	239
To pickle walnuts	241
mushrooms	242
Cauliflowers	243
onions	244
red cabbage	244
beet-root	245
barberries	246
To make pickle-lillo, or Indian pickle	246
fugar vinegar	248
gooseberry vinegar	248
ketchup	249
walnut ketchup	249
a twenty-pint barrel of double-rum shrub	251
the true French white ratafia	251
Family dinners of five dishes	253
seven dishes	254
eight dishes	255
nine dishes	255
ten dishes	256
twelve dishes	256
fifteen dishes	256
Things for supper dishes	257
List of things in season in every month of the year	258

N. B. The liquid measure is given in Scotch: but it can in a minute be reduced into English by the following:

- English and Scotch gallon (wine and spirit measure) the same;
- 1 Scotch pint is equal to 4 English pints;
- 1 Scotch chopin to 2 English pints;
- 1 Scotch mutchkin to one English pint;
- 1 Scotch half-mutchkin to a half-pint English;
- and so on.

COOKERY AND PASTRY.

CHAP. I.

S O U P S.

A Stock for Soups or Sauces.

TAKE a round of beef and put it into a pot of cold water. If it is a large piece, let it boil three quarters of an hour. Take it out, and score it well on all sides with a knife, to draw the juice from it; then put the beef and juice into the pot again; put in some whole black and Jamaica pepper, a few cloves, a faggot of sweet herbs, two or three onions, and a large carrot. Let all boil together, until the whole substance is out of the meat; then strain it off, and let it stand all night; take off all the fat, then pour it off from the
B grounds.

grounds. This is an excellent soup, or a fine stock for any rich sauces. If you want the soup brown, put in a little black crust of a fine loaf, and a few onion-skins, along with the rest of the seasonings: dish it up on toasted bread; and, if you please, put in about two ounces of vermicelli.

Spices,

Proper to be mixed with any kind of seasoning.

Take an ounce of black and an ounce of Jamaica pepper, two drop of cloves, and two or three nutmegs; beat them into a powder, and mix them all together, and put them in a box or bottle, so as they catch no air; and then you have them ready for seasoning any kind of sauce.

Imperial White Soup.

Take three or four pound of a round of beef, blanch it all night in cold water; put it on the fire in a pot of cold water alongst with a gigot of lamb; put

put in some whole white pepper, a few cloves, and a blade of mace; tie up a faggot of parsley and chives*, or young onions. Let all boil till the substance is entirely out of the meat; then strain it off, and put in as much sweet cream as will make it white, and salt to your taste; put it on the fire to warm, and dish it up on toasted bread.

Pigeon Soup.

Take eight good pigeons, take the pinions, necks, gizzards, and livers; cut down two of the worst of the pigeons, and put them on with as much water as will make a large dish of soup; boil them till all the substance is out of them; then strain them off; season the whole pigeons within with your mixed spices and salt; truss them with their legs into their belly; take a large handful of parsley, chives or young onions, and a good deal of spinage; pick and wash the herbs very clean;

B 2

shred

* Chives are what the country people call Scythes.

shred them, but not too small; take about a handful of grated bread, put a good piece of butter in a frying-pan, let it come to boil, and then throw in the bread amongst the boiling butter, close stirring the bread from the bottom of the pan with a knife, until it becomes of a fine brown colour. Then put on your stock to boil, and then put in the whole pigeons amongst with the herbs and fried bread; and let them boil together till the pigeons are enough done, and then dish them up with the soup. If you do not find the soup enough seasoned, put in a little more of the mixed spices and salt.

Hare Soup.

Take a hare, cut it down, wash it through two or three waters very well, save all the blood, and break the clots in the washings; then run it through a searce; put on all the washings and blood with a good piece of lean beef. Let these boil together a good time before you put in the hare; season it with
salt

salt and mixed spices, a faggot of sweet herbs, and two or three onions; thicken it with a little browned butter and flour. Some like it with a few currants in it; but this is as you choose. Then dish it up (after taking out the herbs and onions) altogether.

Green Summer Soup.

Take as much of the stock of beef as will make a good dish of soup; take the same herbs and fried crumb of bread, and order them all in the same manner as in the pigeon soup; parboil a carrot or two, and cut them very small; take some young green pease, then put in the carrots and pease along with the rest of the herbs. If you have not the stock of beef, cut down the back-ribs of mutton, and put it in as you do in common hotchpotch, and dish it up in the same way.

Plumb Pottage.

Take a hough of beef and a knuckle of veal; put them on the fire in a clofs

B 3

pot,

pot, with six or seven Scots pints (three and a half gallons) of water; take out the veal before it is over boiled, and let the beef boil till the whole substance is out of it; strain off the stock, and put in the crumb of a twopenny loaf, two pounds of currants well cleaned, two pounds of raisins stoned, and one pound of prunes. Let all boil together till they swell; then warm the veal, and put it in the middle of the dish.

Leek Soup.

Take large leeks, according to the dish you intend; cut them about an inch long, with as much of the tender green as you can; throw them into water as you cut them; then cut some slices of bread, neither too thick nor too thin; put in some butter into a frying-pan; when it boils, cut the bread into square pieces, lay them in, and brown them on both sides; have some prunes ready washed; if they are dry, take the leeks out of the first water, and wash them through another; have as much water
boiling

boiling in a pan as will cover your materials; throw them all into it, and season it with salt and mixed spices. When the leeks are enough done, your soup is ready.

Onion Soup.

Take half a pound of split pease, which put into two pints of water (one gallon); let them boil till the pease are dissolved; strain them off; take half a pound of butter, put it in a stew-pan, and boil it until it have done with making a noise; take ten onions, cut them small, and throw them into the butter; fry them a little, then drudge some flour on them, stirring them all the time: let them fry a little after: then pour your stock boiling hot on them, and let them boil a little time; then strain it off again, put in a few whole small onions, paired or skinned, into your soup, and boil them until they are enough done; season it with mixed spices and salt to your taste; dish it up on fried bread, and the whole onions.

Pease Soup.

Take a pound of split pease ; put them in cold water, with a piece of butter, a large leek or an onion or two, and a large parsnip or carrot ; let all boil until the pease are dissolved ; turn them into a drainer, and bruise the pease with the back of a spoon ; then put in some of the thin, till the pease are quite washed through the drainer ; then turn it back into the pot, and let it boil ; then season it with salt and mixed spices. If you want it to look green, beat some spinage, and squeeze out the juice, which put into the soup, with a handful of spinage-leaves. When this is boiled enough, the soup is ready. Dish it on fried bread. If you choose sweet herbs, you may throw in a sprig of thyme, winter-savory, and mint, into the stock ; likewise a red herring, if you choose it. Some choose a piece of pork, hung bacon, or a piece of beef ; in either of these cases, put no butter in
your

your stock. Dish up the meat in your soup.

To make the same Soup pass in Summer as Green Pease Soup.

Take the foregoing soup ; and as the green pease are a great deal sweeter than the dried pease, put in a little sugar, and a good deal of the spinage-juice ; to make it of a fine green, put in some green pease ; and when they are enough the soup is ready.

Green meagre Soup.

Take some celery, two or three carrots, a turnip or two, and half a pound of split pease ; put them all on in boiling water, with a good piece of butter, and a sprig of winter-savory ; let them all boil together about an hour and a half ; then strain it off the roots ; take some parsley, spinage, chives or young onions, and chervel ; shred them grossly, and boil them in the stock ; thicken it with fried crumb of bread, and sea-

son it with your mixed spices and salt ;
then dish it up.

CHAP. II.

F I S H.

To dress a Cod's Head.

PUT the head and a piece of the
shoulders into a pan of boiling wa-
ter ; be sure the fish is covered with the
water, throw in a good deal of salt
and vinegar to make the sauce ; take
stock made either of beef or fish ;
work a good piece of butter and
flour together ; stir it in your sauce
till the butter is melted ; then put in
some pickled oysters with some of
their liquor, a lobster cut in pieces,
a whole onion, the squeeze of a le-
mon, and a little of the peel, a little
white-wine ketchup, and mixed spices
and salt. Let all boil together a little
time ;

time ; then throw in a few pickles into the sauce just when you are going to dish it. It ought to be put in a very deep dish, as it requires a great deal of sauce. If your dish does not hold it all, put the remainder in a bowl, and send it to the table with the dish. Garnish it with fried flounders, spirlings, or whittings ; put a little fried parsley between every fish. If you have no fishes, supply their place with horse-radishes scraped.

To roast a Cod's Head.

Take the head and shoulders, and lay it in a flat tin pan ; stew a little salt over it ; put it into a quick hot oven about half an hour ; then take it out, and pour off all the watery stuff from it ; baste it well with butter, and strew some mixed spices over it ; put it into the oven again for some time, drawing it often to the mouth of the oven, and basting it with the butter. When you see it is enough fired, dish it in the same way you do the boiled head, and the

same sauce; adding thereto two or three anchovies, if you have them.

To broil Cod.

Cut in pieces about an inch thick; dust it with flour, and lay it upon the gridiron over a slow fire. Take a little gravy, a glass of white-wine, salt and spices, a few pickled oysters, and a little ketchup, thickening them with a little butter rolled in flour. Send the sauce in a dish to table.

To dress small Cod with Ale-sauce.

Put on some twopenny, or small beer; have some browned butter ready, thickened with flour; pour it on the ale boiling, keeping stirring all the while; then divide the codlings into two or three pieces, according to their size; put in the heads along with them into the sauce, two or three cut onions, salt and mixed spices, some lemon-peel, and a little ketchup. Put it in a soup-dish, with some cut pickles.

To

To crimp Cod after the Dutch manner.

Boil two pints (one gallon) of water and a pound of salt; skim it very clean; cut the cod in thin slices; put it into boiling water for three minutes; drain it well from the water; garnish your dish with parsley. It should be eat with oil, mustard, and vinegar.

To stew Soles.

Skin the soles; flour them; then put them in a panful of brown butter boiling hot; fry them a light brown; then drain all the fat from them; brown a good piece of butter in flour, to which put a little gravy, a few oysters and their liquor, a bunch of sweet herbs, some onions, a little claret, the squeeze of a lemon, and an anchovy; mix them altogether, then put in the soles; let them stew over a very slow fire half an hour. When you are going to dish the soles (take out the sweet herbs and onions), season them with salt and mixed
ed

ed spices ; garnish your dish with sliced lemons.

To fry Soles.

Skin and score them cross-ways ; drudge them with flour ; then fry them in a panful of brown butter boiling hot, till they are of a fine brown. Dish and garnish them with parsley and sliced orange. Beef drippings, when sweet, will answer better than butter to fry them with.

To roast Salmon.

Wash and scrape the scales from it very clean ; dry it with a cloth ; cut it cross-ways ; strew it over with salt, mixed spices, and grated crumbs of bread ; then lay it in a tin pan, putting a little butter in the bottom of the pan, and plenty above the salmon ; put it in the oven till it is enough. It may be eat with oyster-sauce, or beat butter and parsley. A grilse done in the oven is a very fine dish. Turn the tail into the mouth, and be sure you do not score it

as

as you do the salmon; strew salt and mixed spices over it, with plenty of butter above and below it. Eat it with the same sauce as the salmon. Garnish both with parsley.

To crimp Skate.

Cut it about an inch broad; turn each piece round, and tie it with a thread; have as much salt and water ready boiling as will cover it; put it in, and boil it on a very quick fire; cut off the threads, and put it on a dry dish. If you are to eat it hot, send beat butter and parsley along with it. Garnish with parsley.

To pot any sort of Fish.

Scrape and clean them well; cut them in middling pieces; season them with salt and spices; pack them close up in a potting-can, with plenty of butter above and below; tie some folds of coarse paper on the pot; then put them in a slow oven, and when they are enough fired, take them out of the can, and drain them
well

well from their liquor ; let both cool ; put the fish into small white pots ; skim all the butter off the liquor ; then take some more butter along with that you take from the liquor ; melt it down, and pour it on the fish. Send them in the pots to table.

To pickle Oysters.

Open the oysters and throw them into a bason ; wash them in their own liquor, and take them out one by one ; then strain the liquor, and let it stand to settle ; you may add a little water to it ; set it on the fire to boil ; put a good deal of whole pepper, some blades of mace and nutmeg ; let your oysters have a boil and keep them stirring ; when you think them enough done, take them off, put them into an earthen pot and cover them very close ; be sure you have liquor enough to cover them ; you may eat them next day if you please.

To pickle Muscles or Cockles.

Take your muscles, beard and wash
them

them very clean; put them in a pot to open over the fire; take them out of their shells and lay them to cool; put their liquor into a clean bason, and let it stand till any sand or grit fall to the bottom; then pour off the clear; take ginger, mace and black pepper, and put to your liquor; make it scalding hot; put in your cockles or muscles and let them stew a while, and pour them into a cullender; let them lie till quite cold and the liquor cold likewise; so put them together in a can or jug, and tie them close up, and keep them for use.

To fricasee Oysters, Cockles, or Muscles.

Wash them thoroughly clean in their own liquor, then strain the clean liquor on them; put them on the fire, and give them a scald; lift them out of the liquor; take some of the liquor, and thicken it with a little butter and flour kned together. When it comes to boil, put in the fish, and let them just get a boil or two. Have some yolks of eggs;
cast

cast two, three, or more, according to the size of the dish you make; take a little of the liquor out of the pan, and mix it with the yolks of eggs; then put them in the pan, and give them a toss or two, but don't let them boil; then dish them

To scallop Oysters.

Clean and scald them; put a little butter into your scallops; fill them with the oysters; season them with a little salt and spices. As you fill the scallops, put in a little of the liquor, with half a spoonful of white-wine. When the scallops are filled with the oysters, cover them with crumbs of bread, and lay small pieces of butter above all. You may do them in an oven, or brown them before the fire.

To brown Oysters in their own juice.

Take the largest you can get: wash them clean through their own juice; lay them close together in a frying-pan, but don't put one above another: make them

them of a fine brown on both sides ; if one panful is not sufficient, do off more ; when they are all done, pour in some of their juice into the pan ; let it boil a little, and mix any of the thickness of the oysters that may remain in the pan, and then pour it over them. Of all the ways of dressing them, this is the most delicious.

To dress Haddocks with a Brown Sauce.

Take the largest you can get ; clean them well, and cut off the heads, tails, belly (or what is commonly called the lugs), and fins : lay the fish in as much small ale and vinegar as will cover them ; let them lie in it as long as you can ; take the heads, tails, &c. and cut down one of the fish ; put them all together in a pan, with as much water as will be sauce ; put in an onion or two, a sprig of winter-favory, thyme, and a little lemon-peel ; let all boil till the whole substance is out of the fish ; then strain off the stock. Brown some butter, and thicken it with flour ; mix
in

in the stock with some ketchup, mixed spices, and salt. You may put in a spoonful of walnut-pickle, if you have any. When the sauce comes a-boil, put in your fish; have some oysters or muscles ready, and put either of them in with a little of their juice; put in some cut pickles just when you are about to dish them; or if you want your sauce to be richer, make your stock of beef in place of fish. It is much the better of a little wine: you may put in some claret.

To stuff large Haddocks.

Open them at the gills, and take out the guts, but don't slit up the belly; be sure to clean them well. Boil some of them in salt and water; then skin and take the bones from them, and chop them on your mincing board very small. If your winter-favory and thyme is dried, beat and searh them; season the chopped fish with salt and mixed spices. You must work them up with a good deal
off

of sweet butter, and as much beat eggs as will make them stick; then stuff the bellies of your haddocks with the forc'd meat; keep some of it to roll up in balls; be sure to fry them in brown butter; make the sauce the same as the former, and boil the fish in it; be sure that the sauce cover them: put in the balls, and give them a boil along with the fish. If the fish have roes, boil them alone in salt and water; garnish the dish with them and parsley. You must lay them in ale and vinegar, as in the former receipt.

To dress Whitings with a White Sauce.

Clean them well, and lay them in salt and water. You may make your stock of haddocks, or if you please, the broth of a young cock, and season it with salt, whole white pepper, mace, lemon-peel, and two or three cloves. When this is enough, strain it off, and turn it back into the pan, and thicken it with butter wrought in flour. When it boils, have some parsley, chives, or young onions,

onions, minced small, and put them in the sauce; let them boil a little before you put in whittings, for a very little will do them; cast some yolks of eggs, according to the size of the dish; scrape a little nutmeg amongst the eggs, a glass of white-wine, and a little of the juice of a lemon; then take out a little of the boiling sauce, and mix with the eggs, pour all into the pan amongst the sauce, keeping it shaking over the fire. Be sure you never let any sauce boil after the eggs go in. Small haddocks dressed the same way are very good,

To make Parton (Crab) Pies.

After your partons (crabs) are boiled, pick the meat clean out of the body and toes (claws); be sure that you leave none of the shells amongst the meat; season it with salt and spices; put in some crumbs of bread; put them in a pan with a good deal of red or white wine, but red is preferable; put in also a good quantity of butter; then put them on the fire, and let them be thoroughly
boiled;

boiled ; wash the shells of the body very clean, and fill them up with the meat, so far as it will go ; fire them in an oven, or, if you have not an oven at hand, put them on a gridiron over a clear fire ; then brown them before the fire.

A Fricassee of Lobsters.

After boiling your lobsters, pick the meat out of the toes (claws) and tail ; cut it into square or long pieces, not too small ; pick also all the good meat out of the body. If it be a coral lobster, be sure you take all the red. Take as much good stock of any kind of meat as will cover them ; in which you may boil a blade of mace and some lemon-peel ; thicken it with a piece of butter wrought in flour ; when it boils, put in your lobsters ; cast the eggs and other materials in the same manner as in the sauce for the whittings : do not have too much sauce, as it must be pretty thick. All fricassee sauces are the better of a little thick sweet cream. Take some of the
under

under ends of the small toes, (claws) and sliced lemon for garnishing your dish.

To stew Trouts with Brown Sauce.

After they are cleaned, dry them very well; dust them with flour, and brown them a little in the frying-pan; take as much stock of either beef or fish; put in a faggot of sweet herbs, and an onion or two; strain of your stock; thicken it with browned butter and flour; season it with spices, salt, ketchup, a little walnut-pickle, and some claret. When the sauce comes a-boil, put in the trouts, and stew them until they be enough. If you choose them with a white sauce, do them in the same manner as the whittings. You may dress pike or eel in the same way as the trouts with a brown sauce, taking care to cut the eels in pieces about three or four inches long.

To pot Eels.

After taking the skin off your eels, split them from the shoulders to the
tail,

tail, and bone them; season them very highly with salt, spices, and sweet herbs; then put every two together, the inside of the shoulders of the one to the inside of the tail of the other; roll every pair up as you do a collar, and take as many of them as will fill your potting-can, putting some butter above and below them: cover them with coarse paper; put them in the oven, which must not be too hot; it will be a good while before they be enough. When you dish them, put one of the collars in the middle of the assiet (dish), and cut another into thin slices, and put round the one in the middle. You may garnish them with any green thing you choose.

Best way of potting fresh Herrings.

Scale them, and make them very clean; season them well with salt and spices; pack them neatly in your potting-can, laying the shoulders of the one to the tail of the other. When you have as many in as you intend, pour

C

on

on as much vinegar as will cover them; bind them close up, and put them in a slow oven. They will take about four hours of doing.

To fry Turbot.

Slice the turbot as thin as you can; flour them, and fry them on both sides of a fine brown; beat some butter; put a little walnut pickle, some pickled oysters, and a little ketchup in it for a sauce, which you may pour over the turbot: garnish them with sliced lemon or pickles. The tail-cut is the best for frying.

To dress a Sea-cat.

Wash it very clean, and skin it; turn the tail into the mouth; take some good stock, thicken it with browned butter and flour; put in some claret, ketchup, salt, and spices, two or three anchovies, some pickled oysters with some of their liquor, some cut pickled walnuts with a little of their pickle; be sure to have as much sauce as will
cover

cover the fish; boil the fish amongst the fauce; then dish it, and put the fauce about it.

To dress a Sea-cat with a white Sauce.

Order the fish as in the former receipt; boil it in salt and water; and for fauce take some good stock; thicken it with butter; work in flour a little white-wine, a blade of mace, a little piece of lemon-peel, an anchovy, some pickled oysters, and a little of their liquor. When the fauce is ready, beat the yolk of an egg, and mix it with it; dish it, and pour the fauce over it.

Anchovies, oysters, pickled walnuts, and lemon-peel, are fine ingredients for all kinds of dressed fish. If you have no stock made of meat, you may make a very good one of fish. The proper fish for it are haddocks, whittings, and flounders.

CHAP. III.

F L E S H.

To red a Rump of Beef.

FOR one rump, take two ounces of saltpetre, a quarter of a pound brown sugar, half a pound bay salt, one ounce of Jamaica pepper, two drops of cloves, a nutmeg or two; beat and mix them altogether, and rub it into the beef as well as you can; then rub it over with common salt; bed and cover it with the same; let it lie three weeks, turning it every other day, and then hang it up.

To make Mutton Hams.

Half a pound of bay salt, a quarter of a pound of sugar, will do three or four mutton hams. If they are very large, allow half an ounce of saltpetre to each ham, and the same spices as in
the

above receipt. Thrust your finger down the hole of the shank, and stuff it well with the salts and spices; rub them well over with the same; then rub them over with common salt, and pack them in the trough, turning them every other day for a fortnight, and then hang them up.

To make a Bacon Ham.

Take a pound of common and a pound of bay salt, two ounces of saltpetre, an ounce of salprunella, a quarter of a pound of coarse sugar, and spices as in the former receipts; mix all well together: open it a little at the shank; stuff it well with the salt and spices; then tie it hard up with pack-thread round the shank-bone to keep the air out of it; rub it all over with the mixture as well as possible; lay it in a trough, and strew a little salt above and below it; take two or three folds of an old blanket, and cover the trough to keep out the air. After it has lain that way two or three days, pour off all that brine; then

take what was left of the mixed salts, and mix in some more common salt with them: rub the ham every day with it, turning it, and throwing away the old brine every day. Continue so doing for three weeks; be sure to cover the trough always with the cloth; lay the ham upon a table, with boards and weights above it; then hang it up.

All hung-meat is best smoked with wood; juniper is the best, if you have it.

To cure Neats Tongues.

Rub them well with common salt, and let them lie three or four days; then lay them in a heap on a table to let the brine run from them; then mix as much common salt, bay salt, salt-petre, and coarse sugar, as will do the quantity of tongues; strew some common salt in the bottom of a barrel; pack in the tongues neatly, and on every row of them strew the mixed salts; if you have not enough, make it up with common salt; put on the sinking board
and

and weights above to bring up the brine to cover them ; then close up the barrel.

To make Forced-meat Balls.

Take the lean part of beef, pork, veal, or mutton, as much beef-suet as meat; mince them so small as they will spread on your fingers like paste ; spread and season it with mixed spices and salt ; work it up with a beat egg to fasten it ; have a little dry flour in the palm of your hand, and roll them up in balls, or long-like sausages ; fry them with browned butter. You may put sweet herbs in forced meat if you choose it.

You will get the fish-forced meat in the receipt for stuffing haddocks.

To stew a Rump of Beef.

Take the big bone out of it ; make some holes in it with a knife ; put in some mixed spices and salt in every hole, and turn your finger round it. If you choose to stuff it, fill up the holes with forced meat. In that case, you need not

put in the salt and spices in the holes ; rub the beef over with the salt and spices ; let it lie a day or two in that seasoning ; take it up the morning it is to be dressed ; dry it well with a cloth, and rub it over with beat eggs, and dust it with flour ; have some browned butter ready in a frying-pan ; lay in the beef, and turn it round in the frying-pan browned over ; have water boiling in the pot, and put in the beef ; you must not have too much about it ; keep the pot very close covered after it is once come a-boil ; you must keep it stewing over a slow fire, only simmering all the while ; turn the beef frequently, as it must not have too much liquor about it. If it is a very large rump, it will take three hours doing ; take up some of the broth, scum all the fat clean off it ; take forced meat, some of it rolled in balls, and some long like saufages ; brown them in butter in the frying-pan : drain all the greafe clean from them ; have a couple of pallets ready and some kernels ; parboil and
brown

brown them a little; have some truffles and morals; be sure to scald them a little; cut the pallets in square pieces. If the kernels be large, cut them in two or three pieces; take the stock that you took out of the pot, and thicken it with browned butter and flour; put it on to come a-boil; then put in the balls and all the other things, and let them boil a while in the sauce; put in some ketchup and cut pickles; never let the pickles boil; lay the rump in the middle of a soup-dish, and the sauce about it. It is very good, although you keep out the truffles, morels, pallets, and kernels. You need not put the forced meat in the rump, except you please; but order it as in the beginning of the receipt.

To stew a Rump of Beef with Roots.

[*It is very good, and not very expensive.*]

Season the beef in the same way as in the former receipt; brown it off in the same manner, and put it into a pot of
C 5 boiling

boiling water ; let it stew on a slow fire with a good deal more water about it than in the rich way of dressing : it makes a very good soup. Take some carrot and turnip ; parboil the carrots with the beef : they give the soup a good relish : turn out the carrots and turnip into a turner, or cut them in dices ; brown a little butter, and thicken it with flour ; lift up some of the soup, and scum all the fat off it ; thicken it with browned butter and flour ; then put the carrots and turnip into the sauce. and let them boil until they are enough. If you find the sauce not high enough seasoned from the soup, put in more salt and spices and some ketchup ; throw an onion or two into the pot, and strain off the soup ; scum the fat off it, and put in toasted bread. Dish the beef with the sauce and roots around it.

Beef a-la-mode.

Take a rump of beef, and lard it with bacon ; cut the pieces of bacon long ; roll them in salt and mixed spices before
fore

fore you put them into the larding pins; lay some timber skewers across the bottom of the pot; lay the beef on them with two or three onions, a faggot of sweet herbs, and a gill of vinegar. You may cover the beef with the skin of the bacon. Put a wet cloth round the mouth of the pot to keep in the steam; put the pot on a very slow fire to stew, till it is very tender; when it has been two hours on the fire, turn the beef in the pot, and close it up again with the wet cloth. If it is a very large piece, it will take five or six hours in doing; but whatever size the beef is of, it is enough when it is tender: take up the meat, and strain off the soup; scum off all the fat very clean, and pour the soup on the beef.

To pot Beef.

Take some slices of a rump or a hook-bone of beef; strew a little saltpetre on it; let it lie two days; then put it in the potting-can with a good deal of butter or suet; tie it close up with paper,

C 6

and

and put it in a quick oven ; let it bake two or three hours ; then take it out and pour all the fat and gravy clean from it. When it is cold, pull it all into threads, and beat it very fine in a mortar ; season it with salt and mixed spices. Whatever weight of beef you have, take the same weight of sweet butter ; oil and scum it ; pour it on the meat, and keep back the grounds. You must work the butter and meat very well together ; then press it into small white pots, and oil some more butter ; pour it on the top, and tie them close up with paper. You may send it in the pots to the table. You may pot hare in the same manner.

To make minced Collops.

Take a tender piece of beef, keep out all the skin and fat, mince it small, season it with salt and mixed spices ; you may shred an onion small, and put in with it ; spread the collops, and drudge flour on them ; brown some butter in a frying-pan ; put the collops
in

in the pan, and continue beating with the beater till they suck up all the butter, and be a little brown. You may draw as much stock from the skins and tough pieces as will serve for the sauce; strain off the stock; set it on to boil, and put the collops in, and let them stew until they are enough. You may put in some pickles if you choose them. If you see any of the butter on the top, scum it.

To pot a Cow's Head.

Wash it well with salt and water; it is the better of blanching a night, giving it more clean water; break it, that it may go into the pot; boil it until the flesh comes off easily; take out the eyes and the pallet: take the black skin off the pallet; cut the black out of the eyes; cut the eyes in rings, and the pallet in dices, the fat parts about an inch long, and mince the black parts small; then mix the pieces all together; take the fat off the broth; put the meat into a pan, and all the fat, with a good
deal

deal of the broth ; season it with salt and mixed spices ; put it on, and let it boil, stirring it frequently ; let it boil until you find the meat tender, and suck up most of the juice until it is like a thick jelly about it, and then pot it up. A calf's foot or two, cut in the breadth of a straw, and about two inches long, mixed in the pan among the rest some time before it comes off, looks very well.

To broil Beef Steaks.

Take the best bit of the beef for steaks off the rib-end of a sparerib ; cut the steaks pretty thick ; brade them with the flat side of the choppen knife ; the gridiron must be very clean and very hot, the fire very clear, before you lay them on ; keep turning them often. When enough salt them in the dish ; strew pickles over them. Send them hot with a cover over them.

Scots (or stewed) Beef Collops.

Cut your beef in small pieces ; beat
them

them well; take a stewpan, brown a little butter with flour, put in a row of beef, with pepper, salt, and sliced onions; repeat the same till your stewpan is near full; add two spoonfuls of water to a middle-sized dish. Cover the the pan closely on a clear fire; shaking the pan never take off the cover. Ten minutes will do them.

To make Beef Collops.

Cut thin slices of a tender piece of beef pretty long, and about three inches broad; cut the fat pieces separate from the lean; beat them with the rolling pin; put a bit of fat on every piece of lean; season them with salt and mixed spices; roll every one up like a collar; pack them close to one another in a potting can; put butter above and below them; then tie them close up with coarse paper; put them into the oven, and bake them until they are enough. If you eat them hot, pour off all their own juice, and scum off all the fat; thicken it with a little butter wrought
in

in flour, a little ketchup, and some cut pickles in the sauce; pour it over the collops; it makes a very pretty cold asfet when you cut the roll in slices.

To collar Beef.

Take the nineholes of beef; bone it; rub it well with salt and saltpetre; let it lie three or four days, or more, according to the thickness of the beef; take it up and dry it well with a cloth; then season it very well with mixed spices and sweet herbs, if you choose it; roll it up very hard, and roll a cloth about it; tie the cloth very tight at both ends: bind the whole collar very firm with broad tape; put it into a pot of boiling water; be sure to keep it always covered with water. If it is very thick, it will take near four hours boiling. When it is boiled hang it up by one of the ends of the cloth, to drop the water from it; when it is cold, loose it out of the bindings. You may make a collar of pork the very same way; it takes always a little more boiling than beef.

Scarlet

Scarlet Beef.

Take a piece of a breast of very fat beef; blanch it twenty-four hours in cold water: then drop the water very well from it, and dry it very well with a cloth; rub it well with brown sugar, salt, and saltpetre; turn it every day for a fortnight, and then boil it. It eats very well hot with greens, and when sliced down, makes a very pretty cold assiet.

To stew a Fillet of Veal.

Cut off the shank-bone, and make holes in the veal; after stuffing it with forc'd meat, rub it over with an egg, and dust it with flour, then brown it. When the veal boils, put in as much stock as will cover it; cover the pot very close, and let it stew on a slow fire; turn it often as the liquor wastes. When it is enough, take up some of the liquor; scum off the fat, and thicken it with a little butter wrought in flour; put in some pickled oysters, and a little

tle of their liquor, a large glass of white wine, and the squeeze of a lemon. You may boil a piece of lemon-peel and a blade of mace in it; but be sure to take them out before dishing; give it a scrape of nutmeg; then dish the veal, and pour the sauce over it. The shank, or any piece of fresh meat, will make a very good stock for it.

To make Scotch Collops.

Cut thin slices out of the thick of the thigh; beat them with a rolling pin, and brown them with fresh butter; boil with the stock a piece of lemon-peel, some mace, and a glass of wine; strain it off, and thicken it with a little butter wrought in flour; put in some pickled oysters; then put in the collops, and don't let them get above three or four boils; beat the yolk of an egg, and mix in two or three spoonfuls of sweet cream and a scrape of nutmeg; mix it with the collops, and give them two or three tosses above the fire; but do not let them boil; salt them properly.

Garnish all veal-dishes with sliced lemon;

mon ; you may put in forc'd-meat balls if you please.

To hash Cold Veal.

Cut it down in thin slices : take the bones and skinny pieces to make the stock of ; boil a piece of lemon-peel and a blade of mace. If there has been any of the gravy left of the roast, put it into the stock ; then strain off the stock, and thicken it with butter and flour as above ; put in a little ketchup and the squeeze of a lemon, if you please ; it is much better of a little wine ; then put in the veal, and give it a boil or two, and then dish it on sippets of toasted bread.

To mince Cold Veal.

Cut off all the brown'd pieces and fat ; mince the white part of the meat small with a knife ; boil some sweat cream (taking care to stir it until it boils, to keep it from bratting) ; thicken it with a very little sweat butter knead in flour ; put in the veal, and season

son it with the grate of lemon, a little salt, and the scrape of a nutmeg; keep it tossing on the fire until the sauce is a little thick; just before it comes off, give it a little squeeze of a lemon: so serve it up.

To make Veal Cutlets.

After cutting the back ribs of veal into steaks, brod them with the chop-pin-knife; flour them before you put them into the frying-pan; make them of a fine light brown; make a ragoosauce of some stock; thicken it with brown'd butter and flour, as in the other receipts for brown sauce, and the same kind of seasoning; then put in the steaks into the sauce; let them stew until they are enough: so serve them up.

Broil'd Veal Cutlets.

Cut and beat them as in the former receipt; rub them all over with a beat egg; season them with salt and the grate of a lemon; strew some crumbs of bread over them on both sides; pour
a

a little oiled sweet butter over them ; lay every cutlet in clean white paper ; broil them on a clear fire, turning them often until they are enough ; take off the paper, and dish them : for fauce, send up some beat butter, ketchup, and the squeeze of a lemon, in a fauce-boat.

To fricasee a Breast of Veal.

Cut down the ribs of the breast ; break them into short pieces, and wash them very clean ; let them lie some time in water to blanch. You may put in a little milk or flour, to help to whiten the meat ; then put it into a close goblet with boiling water ; put in a tied bunch of parsley, a blade of mace, and some lemon peel with it ; let the meat boil tender ; cast some yolks of eggs, and mix a little cream, white wine, some salt, the scrape of a nutmeg, and the squeeze of a lemon with them ; thicken some of the broth the meat is boiled in with a very little sweet butter knead in flour ; and when it boils, stir it in gradually among the eggs ; take the meat quite
away

away from the broth, and put it into the fauce-pan; pour the fauce on it until it thicken; but be fure never to let any thing come a-boil that eggs are in, elfe it will curdle the fauce.

You may fricafee any white meat in the fame way; fuch as lamb, chickens, rabbits, tripe, pallets, and kernels, &c.

To make Veal Fricandos.

Cut the back-ribs, keeping two of them together; make a ftock of the fhank, neck, and any coarfe pieces; make up a faggot of fweet herbs, winter favory, thyme, and parfley; put it into the ftock, with a few onions, fome lemon-peel, whole pepper, a little white wine, the fqueeze of a lemon, a few cloves, and a blade of mace. If you choofe, you may put in an anchovy. When the ftock is enough, ftrain it off, and thicken it with butter knead in flour; when it comes a-boil, put in the ftakes, and ftew them on a flow fire. When you difh it, put in any kind of pickles
or

or not as you please; be sure to brown the ribs in the frying-pan before you put them into the fauce.

To make Veal Olives.

Take ten or twelve veal collops, cut them thin, and a good deal longer than broad; rub them all over with an egg; then cover them all over with forc'd meat; roll them up, and pack them close to one another, in any thing that will hold them, and fire them in the oven; when they are enough, lay them neatly in the dish, putting a ragoo of pallets and kernels over them.

To dress a Calf's Head.

After scalding and washing it very clean, lay it in cold water to blanch; boil it, but not too much; when it is cold, cleave it quite exactly through the middle; take one half of the head; take out the tongue and pallet; cut off the upstanding part of the ear; strike off the end of the nose; score it in squares; rub it over with a beat egg; then strew
it

it over with salt, mixed spices, and crumbs of bread; lay pieces of butter upon it, and put it before the fire to brown, basting it frequently with the butter. Remember, when cleaning the head, not to open the jaws. Cut down the other half into slices, neither too long nor too short; slice off the ear-part round ways, and take out the eye; cut the black out of it, and slice it down; skin the tongue and pallet, and slice them down; thicken some stock of beef with butter knead in flour; season it with salt, mixed spices, a little ketchup, some white wine, the squeeze of a lemon, and some pickled oysters; put in the hash, and let it stew a little; throw in a piece of lemon-peel, but take it out when you dish it. If you want it done in the highest way, it should have forc'd meat balls, truffles, morels, and pickled mushrooms; but it is a good dish without these four articles. When you dish it, lay the hash in the dish, and the other half in the middle;

middle; garnish with the brain, cakes, and sliced lemon.

To make Brain Cakes.

When the head is cloven, take out the brains; take out any strings that may be amongst them, and cast them well with a knife; then put in a little raw egg, a scrape of nutmeg, and a little salt, and mix them with flour to make them stick together; cast them smooth; then drop them like biscuits into a pan of boiling butter, and fry them on both sides a fine brown.

Lambs brains are done in the same manner.

To Tuttle a Calf's Head.

Put the head in a pot to boil for half an hour; cut it into small pieces; you must have a very strong stock of beef; make a faggot of parsley, onions, and sweet herbs; it must be very high seasoned with spices; put in a little Cayenne pepper; strain the stock from the herbs, and put the minced meat into the stock,

D

with

with a mutchkin (pint) of Madeira, the yolks of four hard eggs chopt, and a good piece of the lean of bacon-ham; let all boil together until the head is tender, and the gravy well-foked in; then take out the ham; have a fricasee-fauce ready to pour on it; give it a tofs on the fire to mix it: the garnifhing is a pafte round the difh.

To pot a Calf's Head.

Boil it about half an hour; flice as many round pieces off the ear as you can; cut out the black of the eyes, and flice them into rings; cut the skinny pieces about an inch long, and fome a little longer; fome about the breadth of a ftraw, and fome of them broader; cut the fleshy parts of the head pretty fmall; have fome beef-ftock; boil a blade of mace, a little lemon-peel, and a fprig of winter favory in it; ftrain it off; clarify it with the white of eggs, and run it through a jelly-bag; cut the pallet into fmall fquares; put all the meat in the ftock, and feafon it with a
little

little white pepper and salt; let it boil until the stock is well-foked in; put a little of the thinnest of it into the bottom of a stone bowl, and let it cool; take some pickled bitroot and pickled cucumber; cut them in such shapes as that you can lay them in the form of a flower on the jelly, that is, in the bottom of the bowl; lay a tire of the stew-meat over it: as you lift the meat, pick out the rounds of the ears and eyes, and lay them aside on a plate; lay on some more of the meat, until there is about the half of it in; then take the rounds of the ears and the eyes that you kept out, and slip them down edge-ways as near to the side of the bowl as you can; let there be a little distance between every round; put in the rest of the meat round the edge of the bowl; put sliced bitroot and kidney-beans, or any thing that is green at the time, about with the bitroot, or any thing that is showy; it must be thoroughly cold before it is turned out of the bowl. If it does not come easily out, put the bowl into warm

water, but let it stand very short time in the water; then turn it out on your dish.

To make Mutton Cutlets.

Cut the back-ribs or loin of mutton into stakes, and beat them with the chopping-knife; brown them in a frying-pan; then strew crumbs of bread over them; season them with salt and spices; have as much good stock as will cover the stakes; put a little ketchup in the sauce; it is much better of a little red wine; when the sauce comes a-boil, put the stakes into a close pan; let them stew until they are enough. In case the sauce be not thick enough with the bread, put in a little butter wrought in flour; strew some cut pickles on the stakes when you dish them.

To hash Cold Cutlets.

Cut the mutton down in thin slices; break the bones, and take any pieces of the mutton that does not go into the hash; it makes the stock the better.

You

You may boil an onion or two in it. When the stock is ready, thicken it with brown'd butter and flour; put in a little ketchup and some salt and spices; when the sauce is boiled, throw in the hash, and let it get two or three quick boils. If there was any of the cold gravy left, put it into the sauce, taking care not to put in any of the fat along with it. All hashes are much the better of cut pickles in them. Dish it on sippets of toasted bread. Cold roast beef or lamb may be hashed in the same manner.

To make a Haricot of Mutton.

After cutting off the flap of a loin of mutton, cut the rest into stakes, and beat them with the chopping-knife; brown them in a frying-pan; lay them on a dish, and season them with salt and spices on both sides; have some carrots and turnips turned; if you have not a turner, cut them into squares; be sure that the carrots are parboiled before you cut them; have as much stock as will

cover the meat and roots; thicken it with brown'd butter and flour; then put in the stakes, carrot, and turnip, and all the gravy that runs from the stakes, into a close pan, and let them stew until they are enough; lay the stakes in a soup-dish, and the roots and sauce over them.

To dress a Dish of Mutton with Paper in place of Coals, which is thought to eat sweeter than when done on the common Fire.

Cut down the back-ribs in stakes, and flat them with a chopping-knife; pare some turnip, and slice them very thin; slice also some bread and an onion or two very thin; mix the turnip, bread, and onion together; season the stakes with a little salt and spices; lay a row of the stakes in the bottom of a necromancer*, then a row of the bread and roots, and so continue until it is full; tie the necromancer by the handles
be-

* A necromancer is a flat white-iron pan, with two handles, and a lid that checks in very close.

between two chairs; have a tea-kettle of boiling water; fill up the pan with it, and put on the lid very close; have ready some waste-paper stripped through your hand; light one piece after another, and hold it below the bottom of the pan, moving the lighted paper backwards and forwards, and it will be ready in less than a quarter of an hour. Send it to the table in the necromancer, with a plate below it.

To boil a Leg of Lamb with Cabbage or Cauliflower.

Cut off the loin and boil the gigot; cut the loin into stakes, and fry them of a fine brown; put the boiled lamb in the middle of the dish; put a fried stake, and a little young cabbage or cauliflower for each stake, round the boiled lamb; pour some beat butter over it; take care not to boil the lamb too much.

Lamb covered with Rice.

Half roast a fore-leg of lamb; cut it

D 4

in

in pieces as for a pie ; season it with salt, and lay it in a dish, according to the size of the lamb. If the lamb is not very fat, put in a piece of butter in the bottom of the dish and a little water. If the dish be any thing large, it will take a pound of rice ; wash the rice very clean, and put it on with as much water as will boil it soft, and don't take it off the fire until all the water is suck'd up ; put in some blades of mace with it. When the rice is thus prepared, stir in a good piece of fresh butter, a little salt, and the scrape of a nutmeg, amongst the warm rice ; cast four eggs, and mix them up with the rice, keeping out a little of the eggs ; then lay all the rice over the dish ; rub the top of the dish with the egg you kept out ; put it in the oven, and let it bake until the rice is firm, and of a fine light brown.

To dress a Lamb's Head.

Wash it very clean ; let it blanch as long as you can in cold water ; parboil it ; cut off the neck, and cleave the head
just

just as you do a calf's head; take out the brains; rub the head over with an egg; have some parsley and chieves, or young onions, finely shred, mixed with crumbs of bread; strew it all over the head, and put it down before the fire to crisp, basting it well with butter; take out the tongue when you cleave the head; mince all the flesh you can get off the neck very small, with the tongue and pluck; take up some of the water that boiled the head and pluck; put in the bones of the neck, and about half of the liver, and boil them until all the strength is out of them; put in a piece of lemon-peel, if you have it. When the stock is enough strain it off; thicken it with a little butter kned in flour; put the minced meat into the sauce, with shred parsley and chieves, a little ketchup, a proper quantity of salt and spices, and the squeeze of a lemon. If you choose it, order the brains as in the receipt for the brain-cakes; cut the other half of the liver into stripes, and fry it; put the hash in the dish, and the head

in the middle of it, and garnish with the liver and brains.

To dress Chickens with Pease and Lettuce.

Take as many good pease and chickens as will fill the dish you intend; truss the chickens as for boiling; season them with spices and salt; put a piece of fresh butter in every one of them; tie up a faggot of parsley, a sprig of young onions, and a sprig of thyme or winter savory; put the pease in the pan, with a piece of fresh butter; strew in a little salt and spices; put in the faggot of sweet herbs; lay the chickens above the pease, with the breasts undermost; split the hearts of two or three lettuces, and wash them very clean; put them above the chickens with about half a mutchkin of water, to keep the pease from burning; close up the goblet, and put it on a slow fire to stove; it does not take long time to do; lay the chickens with their breasts uppermost in a soup-dish, with the pease and lettuce over them, and as much of the broth as the
dish

dish will hold; take out the faggot of sweet herbs; so serve them up.

To make Veal or Lamb Toasts.

Take the kidney, with all the fat belonging to it, and a little piece lean out of the thick of the thigh; mince it so fine that it will spread on your fingers; season it with salt, grate of lemon, and nutmeg. You may take some small shred parsley, if you choose; mix all together, and work it up with a raw egg; cut some slices not too thin; cut the bread into any shape you please either long or round; cover them with the minced meat pretty thick, and raise it a little higher in the middle; put them in a pan of boiling butter, with the bread side undermost. You must fry it gradually, else the bread will burn and the meat will be cold in the heart; turn it to the other side, and fry it a fine brown.

A Fugged Hare.

Cut the hare in pieces; put a pretty
D 6 large

large piece of butter in the bottom of a long jug; season it with salt and mixed spices; then pack in as many of the best pieces of the hare as the jug will hold; put in a faggot of sweet herbs, and two or three onions amongst them; take some of the water you washed the hare in, and strain it through a searce; fill up the jug with it, and tie the mouth of it very close with several folds of paper; put it into a pot of cold water; the water must not come up farther than the neck of the jug, else it will boil into it; as the water boils in, you must put in more to keep it of an equal quantity. If it is an old hare, it will take three hours of doing; the butter will rise to the top; pour it clean off; take out the herbs and onions when you dish it, and pour the sauce over it; be sure to tie the jug to the handles of the pot.

A Good Scotch Haggies.

Make the haggies-bag perfectly clean; parboil the draught; boil the liver very well, so as it will grate; dry the meal
before

before the fire ; mince the draught and a pretty large piece of beef very small ; grate about half of the liver ; mince plenty of the fuet and some onions small ; mix all these materials very well together, with a handful or two of the dried meal : spread them on the table, and season them properly with salt and mixed spices ; take any of the scrapes of beef that is left from mincing, and some of the water that boiled the draught, and make about a choppen of good stock of it ; then put all the haggies-meat into the bag, and that broath in it : then sew up the bag ; but be sure to put out all the wind before you sew it quite close. If you think the bag is thin, you may put it in a cloth. If it is a large haggies, it will take at least two hours boiling.

A Lamb's Haggies.

Clean the bag very well ; slit up all the little fat tripes and the rodikin with a pair of scissars, and wash them very clean ; parboil them, and what kernels
you

you can get about the lamb ; then cut them in little pieces, but not too small ; shred the web very small, and mix it with the other cut meat, and season it properly with a little salt and spices ; cast three eggs with three spoonfuls of flour, as for pancake-batter ; mix them up with a mutchkin of sweet milk ; have a handful of young parsley, and some chieves or young onions, shred very small ; then mix all the materials very well into the batter ; put all into the bag, and sew it up : it will take about an hour's boiling.

A Pudding of Lamb's Blood.

Take as much blood as with half a mutchkin of cream will fill an assiet ; mix the blood and cream together, and run it through a searce ; season it with salt and spices, a sprig of mint and chieves, or young onions, minced small ; mince the fat of the near or kidneys small ; mix all together, and fire it in the oven, or in a frying-pan. Lamb's blood is the sweetest of all blood.

To make Puddings either of Sheep or Cow's Blood.

Break all the clots of the blood very well; run it through a searce; mix some new milk with it, according to the quantity of blood; season it properly with salt and pepper; shred some onions and a little mint; cut the suet, but in very small pieces; do not be sparing of the suet; mix in a little oat-meal; fill the stuff into the skins; cut them all of one size, and tie the two ends together; be sure that the water is boiling, either to haggies or puddings. Just when you are going to put them in, pour in a little cold water to put it off the boil, else they will be ready to burst. When they are in a while, prick them with a pin to let out the wind.

To make Liver Puddings.

Boil the liver very well, and grate it down; take an equal quantity of grated bread and liver; cut some onions and plenty of suet; season properly with
salt

salt and spices, and fill them in the white end of the pudding.

To make Apple Puddings.

Cut the apples pretty small; have some bread grated, clean'd currants and sugar; mix them all together; season them with cinnamon and nutmeg; moisten them with a little white wine; cut the suet, and mix all together; put them in the skins, and cut them all of an equal length, not too long, and tie them at both ends.

To make Rice Puddings.

Wash the rice very clean through two or three waters; put it on in a pan with a little milk to burst; keep it stirring while it is on the fire, for fear of burning; when it has sucked up all the milk, take it off, and let it cool; mix it with some currants; season it properly with nutmeg, cinnamon, and sugar. You may put in some grate of lemon, if you have it; mix the suet with the rest of the meat, and fill them into the skins; be

be sure not to cut the suet too small for any puddings in the skin, for it boils away, and makes the puddings eat dry.

To make Almond Puddings in Skins.

Beat half a pound of sweet almonds with brandy, half a pound of sugar-biscuit, and a pound of beef suet; mix all together, and season it with cinnamon, nutmeg, and sugar, and some grate of lemon, if you have it; then fill up the skins.

To roast a Calf's or Lamb's Liver.

Lard it, and fasten it on the spit; baste it with butter. The best sauce for a roasted liver is beat butter with ketchup, and a little vinegar mixed with it.

To ragoon a Liver.

Cut it in thin slices; brown some butter, and fry the liver in it; take the liver out from the butter, and dust a little flour amongst the butter, and pour in some boiling water; have some par-
sley

fley and young onions small fhred ; let them boil a little in the fauce ; feafon it with ketchup, a little vinegar, and falt ; put in the liver and let it get two or three boils ; garnifh it with fried parfley. You may do cow's nears or kidneys in the fame manner.

To make Cake-jelly of Calves Feet.

Take nine or a dozen gang of calves feet ; fcald them very well ; flit them up, and lay them amongft lukewarm water for feveral hours ; put them on in a large pot. When they are fo well boiled that the bones will come out, take all the bones from them ; put all the meat back into the pot, and let it boil until the whole fubftance is out of it ; ftrain it through a hair fcarce into an earthen vefsel that will hold it ; while it is warm, fcum all the fat you can off it ; let it ftand all night ; and if there is any fat remaining on it, take it clean off, when you take it out of the vefsel, cut all the fediment from the bottom of it ; then put the ftock into a clean brafs pan ;
fet

set it on a fire neither too strong nor too slow ; it must boil until it is very thick and appears almost black in the pan ; then turn it out as thin as you can on stone plates ; when it is cool, take it from the plates, and lay it at a distance from the fire to dry gradually ; when it is quite dry, and looks clear and hard like horn, you may lay it by ; and when you intend to use it in jelly, to one ounce of it put a mutchkin and a gill of cold water, and put it on the fire ; when it is dissolved, it is ready to make jelly of. You order it in the same way as if you were making jelly of fresh calves feet. This is a most useful thing in a family, if it is wanted for the table or a sick person in a hurry ; it is very good, and looks pretty. You may put in a little heartshorn alongst with it.

To make Portable Soup.

Take a very large hough of beef, a large knuckle of veal, and a good old cock ; take off all the skin and fat from them ; cut them clean from the bones ;
put

put them on with five or six pints of water ; let it boil on a slow fire till it become a very strong jelly, which you will know by taking out a little of it to cool ; when very strong, run it through a hair searce, and let it settle. If there is any fat on the top, be sure to scum it off ; then put it into stone tea-cups ; take care that you let none of the sediment into the cups ; set them into a pan of cold water ; put them on a slow fire, and let the water boil gently, until the jelly is as thick as glue ; take care the water does not boil into the jelly ; when you see it come to the thickness of jelly, take out the cups and let them cool ; then turn out the glue on a piece of clean flannel ; keep it turning every six or seven hours on a dry place of the flannel till they are quite dry ; put every one of them into white paper, and hang them up in a dry place ; when you intend to use it, pour as much boiling water on the glue as will fill the dish you want ; keep it stirring all the time until it dissolves. You may make
it

it of what degree of strength you please, by putting in less or more of the glue. You may season it properly with mixed spices and salt; let it settle a little before you pour it into the dish; the spices will fall to the bottom. If you have this, you can never be at a loss for a sauce, by dissolving a piece of it.

To ragoo Pallets and Kernels.

Boil the pallets until the skin come off them that they are very tender; par-boil the kernels until you can get the fleshy pieces to come off them; fry them a light brown; make the stock of the flesh that comes off the kernels; put in a blade of mace, about half a dozen of cloves, and some whole pepper, and a piece of lemon-peel; when the stock is strong enough, strain it off; thicken it with a little butter wrought in flour, and a little white wine in it; cut the pallets in squares, and put them and the kernels into the sauce, and let them stew until they are enough; when you are about to dish them, put in them a few

few cut pickles, and garnish the dish with sliced lemon ; salt them properly.

Hare Collops.

Hare collops are dressed in the same manner as beef minced collops ; only add a little claret in the sauce.

To roast a Hare.

Work some crumbs of bread and currants with a good deal of fresh butter, and season it with sugar, salt, and nutmeg ; work them up with a beat egg ; then put it into the hare, and sew up the belly ; draw up the thighs to the body, to make it as short as possible ; skewer the head even, or as it were looking over its shoulder ; spit it, and lay it to a clear fire, having first basted it with butter ; beat the yolk of an egg, and mix it with cream. When the butter is well dropped from it, pour it clean out of the pan ; then keep it close basting with the cream until it is almost taken up. When the hare is ready, have some more cream warm ; then take all that is dropped from the hare
and

and mix it with the cream; dish the hare, pour on the cream-sauce over it. — Or take the following sauce: Take half claret and half water; cut some very thin slices of bread, and a little piece of fresh butter; let it all boil till it is pretty smooth; sweeten it properly, and put in a scrape of nutmeg.

To smother Rabbits.

Truss them as you do a roasted hare; put them into as much boiling water as will cover them; peel a good many onions, and boil them in water whole; take some of the liquor the rabbits are boiled in, and put in a good piece of butter knead in flour; then put in the onions amongst it, keeping them breaking until the sauce be pretty thick; dish the rabbits, and pour the sauce over them all except the heads. The same sauce serves for a boiled goose and boiled ducks.

To make a Caparata.

Cut down a cold fowl, and take all the skin and fat of it except the rump;
mince

mince all the meat very small with a knife; break the bones of it, and put them on with some water, lemon-peel, and a blade of mace; let them boil until all the substance is out of them; strain it off, and thicken it with a little butter knead in flour; chop some yolks of hard eggs; put the minced fowl and eggs into the sauce; let it get two or three boils; just before dishing, put in the squeeze of a lemon, a scrape of nutmeg, and a proper quantity of salt; broil the back of the fowl, and lay it on the top of the caparata. A cold roasted turkey may be done in the same manner.

• *General Rules for boiling Fowls.*

A young middling turkey will take three quarters of an hour; if it is large, you must give allowance accordingly; a hen will take half an hour, and a chicken a quarter of an hour. They are the better of being blanched a while
in

in milk and water, and are much better of having their breasts rubbed with a piece of butter; boil them in a clean cloth. All boiled meat, whether poultry or butcher-meat, should have plenty of water, and be boiled on a quick fire; for there is a great difference betwixt boiling and stewing any thing. The proper sauces for all boiled poultry is a parsley, oyster, fellery, or cream sauce.

A Parsley Sauce.

Pick and wash the parsley very well; put it into boiling water, and boil it tender; drain the water from it; chop it very small, and mix beat butter amongst it.

An Oyster Sauce.

Clean the oysters well, and scald them; then boil them up in beat butter, and a little of their own liquor.

A Sellery Sauce.

Cut the white ends of the fellery in pieces of about an inch long; boil it in
E water

water till it is tender ; thicken a little stock with butter knead in flour ; put in the fellery and a blade of mace, and let it boil a little.

A Cream Sauce.

Take some sweet cream ; let it come a-boil, stirring it close to keep it from bratting ; cast the yolks of three or four eggs, and mix in a little cold cream along with them ; then mix the boiling cream gradually amongst the eggs ; turn it backwards and forwards to make it smooth ; put it on the fire to warm, but do not let it boil ; stir it all the time : sweeten it a little with sugar, and give it a scrape of nutmeg. Some choose it without sugar ; in that case, put in a little salt.

To boil Beef or Mutton in the juice.

To every pound of beef allow a quarter of an hour ; two hours will boil a large gigot of mutton. You must take care, when taking it out of the pot, not to run a fork into it, else the whole
juice

juice will run from it. You may put carrots and turnip, or cauliflowe, about it, and pour a little beat butter over the mutton. In place of roots, you may give it a caper sauce, if you choose it.

To roast any piece of Venison.

Lard it, and season it with mixed spices and salt; let it lie four or five hours in some claret or lemon-juice, turning it every hour; then spit and roast it at a gentle fire; baste it with the wine that it lay in; take that which drops from it, and add some gravy to it; thicken it with butter knead in flour, and a little ketchup; boil it up, and pour it on the venison.

To stew Venison.

Cut it in thin slices, and put it into a stew-pan with some claret, sugar, a little vinegar, and fried crumbs of bread; season it properly with salt and spices; let it stew until it is enough.

Venison in the Blood.

Bone a shoulder or a breast of venison; let it lie in its own blood for a night; take it up, and season it with salt and spices: take some winter savory, sweet marjoram, and thyme; shred them very small with some beef-suet chopped small; put it in a pan with the herbs, and stir it on the fire until it is thick; then spread it all over the venison with some of the blood; roll it up in a collar, and bind it. You may, if you choose, roast it on the spit, or stove it in gravy with some claret and shallots. Serve it up hot. Send up to the table with all roasted venison a saucer of currant jelly.

To stew Venison that has been roasted.

Take some gravy, claret, a bunch of sweet herbs, and a little ketchup; brown some butter; thicken it with flour, and put it into the sauce with salt and spices; let all boil until it is smooth; cut the venison in thin slices, put it into the
sauce,

fauce, and give it one boil ; take out the herbs, give it the squeeze of a lemon, and then dish it.

To boil Venison.

Cut the venison into slices of about half an inch thick ; season them with salt and spices and crumbs of bread ; broil them on a clear fire, and give them a gravy sauce.

To broil a Haunch of Venison.

Salt it for a week ; put it into boiling water ; if it is large it will take two hours and a half to boil. You may send it up with cauliflower, or any kind of garden-stuff you choose, with melted butter.

Venison makes the finest of minced collops. You order them in the same way as you do the beef or hare collops.

To roast and stuff a Turkey.

Slit it up at the back of the neck ; take out the crop ; make the stuffing

of crumbs of bread and currants, a little sugar, and a scrape of nutmeg; work it up with a piece of fresh butter and a beat egg; fill up the breast with it, and skewer it with the head looking over the wing; it must be well floured and basted with butter, and roasted with a clear quick fire; put a gravy-sauce under it; make a sauce of some thin sliced bread, some water, a little white wine, a blade of mace, some sugar, and a piece of fresh butter; let all boil until it is very smooth, and do not let it be too thick. Send it up in a sauce-boat.

The best Sauce for a roasted Hen.

Take a gravy or an egg sauce. When you roast small chickens, they look the better to be stuffed with crumbs of bread, small shred parsley, and a little salt wrought up with a good piece of fresh butter; fill up the bellies with it. Young chickens require a little beat butter poured over them.

To

To roast a Goose or Duck.

A goose or duck is the better of being rubbed with pepper and salt within: some choose a sprig of sage in them. A goose is the better of being rubbed with salt on its outside two or three days before it is roasted. You salt the ducks on the spit. Dish up the goose with gravy sauce, and garnish it with raw onions; send up a plateful of applesauce along with it. When you draw the ducks off the spit, pour a glass of red wine through them, and mix them well with the gravy. Green geese and young ducklings, the newer they are killed the better before you put them to the fire; dish them with gravy-sauce; serve up some gooseberry-sauce made thus: Put some green gooseberries on with some water, a piece of fresh butter and sugar. Some choose this sauce to roasted chickens.

To dress a Wild Duck.

Half roast it, and score it on the
E 4 breast;

breast ; put pepper and salt, and the juice of a lemon, on every score ; lay the breast undermost in a stew-pan with a little gravy ; let it stew a little ; then dish it, and put a glass of claret in the gravy, and two or three shallots shred small ; pour it over the ducks.

To ragoo a pair of Ducks.

Draw them ; and take the gizzards and the necks, and put them on to boil for a stock for the sauce ; singe the ducks, and season them within with salt and spices ; dust them with flour, and brown them on all sides in a frying-pan ; then take them out, and strew some salt and spices on them ; strain off the stock, and thicken it with browned butter and flour ; put in some red wine, ketchup, and walnut pickle, or the squeeze of a lemon ; put the ducks into the sauce with some whole onions ; close up the pan, and let them stew until they are tender ; scum all the fat of the sauce, and pour it on the ducks, and the whole onions with it.

To

To make a Tame Duck pass for a Wild one.

Knock it on the head with a stick, that the blood may go through the body of it; dress it in the same way you do the wild ducks, and you will not know the difference.

To pot Geese the French way.

Put in what number of geese you choose to pot; feed them on corn and water; clean out their place every day, and give them clean straw to lie on; they must be fed very fat, or they are not worth doing. Cut off the legs and wings, with as much of the breast to them as you can; rub the legs and wings very well with saltpetre, and lay them thirty-six hours in it, but no longer; take all the seam, and strip all the fat off the guts; put the fat into a pot to boil, and when it is all melted, put in the legs and wings, and let them boil in the grease until they are enough; then take them up, and put them into a stone jar, and pour in all the fat on them;

when they are cold, have some mutton-fuet rhinded, and fill up the jar, and tie up the pot with leather; they keep a long time. If you eat them cold, wash off the fat with a little warm water, but they eat much better when hot; they are warmed thus: Put a leg and a wing in a pan, with as much of the fat as will cover them, and let them boil in it until they are warm at the heart. Let none of the fat go to the table.

A general Rule for roasting Wild Fowl.

To all wild fowl the spit should be very hot before you put them on it; skewer them with their legs across; cut off only the feet; and for the rough-footed wild fowl, such as black-cock and muir-fowl, you keep all their feet on them, close basting with butter; dish them on toasted bread, and pour plenty of beat fresh butter over them. When you roast wood cock or snipe, do not cut the heads off them nor gut them; skewer them with their own bill; baste them well with butter; put toasted bread below

low them, to keep what drops from the gut; dish them on the toast, and pour beat butter over them.

To pot any kind of Wild Fowl.

Draw the fowls, and trufs them; season them with salt and mixed spices, and pack them in the potting-can with a good deal of fresh butter; close up the pot, and bake them in the oven; when enough, pour off the butter and gravy from them; scum all the butter off the gravy, and add more to it. You may put them in small pots, and cover them with the melted butter. You may pot partridges or muir-fowl in the same way as you do hare and beef; but remember the partridges, muir-fowl, and hare, must be either baked or roasted before you thread them, and order them as you do the beef. Venison is potted in the same manner.

To pot Pigeons.

Draw and trufs them; season them well within with mixed spices and salt;

put a piece of butter within every one of them ; put them in the potting-can with their breasts undermost, and some butter about them, and throw some of the mixed spices and salt over them ; put in a little water with them, and close them up. You may do them either in the oven or in a pot on the fire ; but they are much the best in an oven.

To stove Pigeons.

Stuff them with forced meat ; have some good broth ready, and when it boils, put in the pigeons ; take the hearts of some cabbage-lettuce, and quarter them, put them in with the pigeons, and two or three green onions ; season them with mixed spices and salt, and thicken it with butter knead in flour ; close them up in the goblet, and let them stew till they are ready ; then lay the pigeons in the middle of the dish with the lettuce over them, and pour some of their own broth into the dish.

To

To ragoo Pigeons.

Trufs the pigeons as for boiling, and feason them within with spices and falt; brown fome butter in a frying-pan; duft the pigeons with flour; put them in the frying-pan, and make them of a fine brown; turn them often in the pan until they are alike browned; take them out, and lay them on a difh. You may make a very rich ftock of the gizzards, pinions, livers, and hearts; wash them very clean, and put them on with fome water, an onion, a faggot of parfley, and winter favory; let all boil until the ftrength is out of them; ftain it off, and turn it into a clean pan, keeping back the grounds; thicken it with browned butter and flour, and put in fome red wine; feason it with falt and spices, a little ketchup, and truffles and morels, if you choofe: Put the pigeons in a ftew-pan, and let them ftew on a flow fire; difh them neatly with their fhoulders outmoft, putting one in the middle; cut fome pickles, and mix them

in the fauce, and pour it on them. If it is the season for asparagus, it looks very pretty to put a few between every pigeon, with the tops outmost.

To broil Pigeons whole.

Season them within with spices and salt; tie the skin about the neck very close with a thread; put a piece of butter within them, and about half a spoonful of water; tie their feet and vent close up, so that the liquor will not get out; let the gridiron be quite hot, and on a very clear fire; turn them often, to keep them from burning, until you find them thoroughly done; be sure never to baste any thing with butter upon the gridiron, because it both smokes and burns it; do not cut the threads from the neck and feet till they are dish-ed; lay them neatly in the dish, and pour beat-butter over them; they are very juicy done in this way. When you broil the pigeons open, split them down the back; make the breast as flat

as you can, and turn in the legs ; be sure to set the gridiron at a good distance from the fire.

Disguised Pigeons.

Season them with spices and salt ; make puffed paste ; roll it out pretty thick ; cut it in as many pieces as you have pigeons ; roll the paste about every pigeon ; tie each of them in a cloth by itself, and put them into a pot of boiling water ; they will take no more than an hour's boiling ; take them out of the cloths, and dish them.

A Pigeon Dumpling.

Season the pigeons as high as for potting ; make puffed paste, and roll it out round, and about an inch thick ; lay a clean cloth in a bowl, and the paste above it ; put in the pigeons with their breasts to the bottom of the bowl ; put a piece of butter within every pigeon ; fold the paste round the pigeons, and
tie

tie the cloth tight about them; they will take at least two hours to boil. For all boiled puddings and dumplings, be sure the pot is boiling before you put them in, and turn them frequently in the pot while boiling. For a change, you may dress pigeons in the same way as you do fried chicken. When you cut them, blanch them a little in warm water.

To stew cold roasted Wild Fowl or Hare.

Cut down the wild fowl or hare in joints; brown some crumbs of bread in butter; put them in to some boiling stock with some red wine; season it with salt and spices; then put in the cold fowl or hare; let it get two or three boils, so as to warm it thoroughly. If it is partridges, give it white wine in place of red. If you have no stock made of beef by you, break the bones of the meat you are cutting down, and put it on with some water, and an onion or two, and draw all the strength out of it. This makes a good stock for any
hash.

hash of meat of any kind. You may put in cut pickles into any hash when about to dish them.

To ragoo Rabbits.

Cut them down in joints, and divide the back in little pieces ; wash them very clean, and dry them with a cloth ; dust them with flour, and brown them ; thicken some stock with a little browned butter and flour ; season it with salt and spices, a little wine if you choose, the squeeze of a lemon, and a little ketchup. Serve them up hot.

To stew a Neat's Tongue whole.

Wash it very clean with salt and water ; put it in a very close goblet with as much water as will cover it ; let it stew for two hours ; then take it up, and skin it. You may add to the broth that it boiled in a mutchkin of strong stock and a little white wine ; thicken it with a piece of fresh butter knead in flour ;
put

put in a faggot of sweet herbs, and season it with salt and mixed spices. When the sauce boils, put in the tongue, and close up the pan. If it is a large tongue, it will take two hours to stew; cut some fellery in pieces of about an inch long; parboil it, and put in the sauce, and let it boil till it is tender. Some choose carrot and turnip in it in place of fellery. When you dish it, strew in some cut pickles; put the tongue in the middle of the dish, pour the sauce over it, and take out the sweet herbs.

To hash a cold Neat's Tongue.

Slice it very thin, take as much stock as will cover it, and put some crumbs of bread browned in butter into the stock. When it boils, season it with salt and spices, a little ketchup, and a little of either red or white wine. If you choose it, put in a few cut pickles when you are about to dish it. Dish it on sippets of toasted bread cut in triangular forms, and let a little of them appear at the side of the hash. Let no hashed
meat

meat get more boiling than warm it thoroughly.

A Sauce for a roasted Tongue.

Slice some bread very thin; put it on with a little water, a piece of fresh butter, some red wine, a scrape of nutmeg, and a proper quantity of sugar; let it boil until it is very smooth; put it in a sauce-dish, and send it to the table, Some choose currant-jelly in place of wine; others choose nothing but beat-butter and vinegar in their sauce, or capers, if you have them.

To potch Eggs with Sorrel.

Tie up some sorrel in small faggots; boil it; cut the strings, and lay the faggots round the dish neatly; spread them a little, leaving a space between every faggot; cut some toasted bread longways, and put a piece between every bunch of the sorrel; potch some eggs
very

very nicely ; take them carefully out, and drain the water from them ; lay them above the sorrel and the bread, allowing a little of the bread and green tops to be seen ; beat some fresh butter, and pour it over them.

An Aumuite.

Take ten eggs, or a dozen if small ; break and cast them, but not too much ; put in a little sweet cream, and season it with salt and a scrape of nutmeg ; shred some parsley and onions very small, and mix them with the eggs ; take a good piece of butter, let it boil a little in a frying-pan ; pour in the eggs amongst it, and fire it, but not too hastily. When it begins to fasten, raise it frequently with a knife from the bottom of the pan in different parts, to let the butter in below it. It must be fried on both sides. If the ribs are clear, hold it before the fire ; it must not be too hard done.

Egg

Egg and Onions, commonly called the Onion Dish.

Boil some eggs hard ; cut some onions in slices across, and fry them with brown'd butter ; take them carefully out of the butter, and drain it from them ; cut the eggs in round slices ; beat some fresh butter ; mix in some mustard and vinegar ; then put in the eggs and onions, and toss it upon the fire, and dish it.

CHAP. IV.

PIES, PASTIES, &c.

A Beef-steak Pie.

TAKE a tender fat piece of beef ; cut it in thin slices, and beat it well with a rolling pin ; season them with salt and spices ; divide the fat pieces from the lean, and lay a fat and a lean piece together so far as they will go ; then roll them up as you do beef collops,

collops, and pack them neatly in the dish, but don't press them hard; cover it with puff'd paste, first putting in a little water; be sure to lay a cover of the paste on the lip of the dish. Before you lay on the whole cover, dip your fingers in water, and draw them alongst the edge of the plate, before putting on the first row of the paste; then wet this paste in the same manner before you lay on the cover, otherwise it would not join together.

To make a Mutton-steak Pie.

Cut the back ribs of mutton in single ribs; season them as in the above receipt; lay them in the dish with a little gravy or water, as you choose. You may put in some potatoes and chopt shallot. You may put shallot into the beef-pie; cover it in the same way as above with stuff'd paste.

To make a Venison Pastty.

Bone the piece of venison, and season it with black pepper and salt; let it lie
all

all night in the seasoning; break the bones; put them on, and draw a good gravy from them. You may boil some whole pepper in it; cover the pasty-pan with puff'd paste; be sure to roll out the paste very thick; lay in the meat in the pan, and put some of the gravy in with it; if the venison is lean, take a flap of fat mutton; let it lie all night in some red wine and vinegar; lay it on the top of the venison; then close it up, and send it to the oven: it takes a long time of baking. When you draw it out of the oven, shake it. If you think it has not enough of gravy about it, pour in more at the top.

A mock Venison Pasty.

Bone a fore-leg of mutton; take a mutchkin of its own blood, and as much claret; lay the mutton to soak in it for twenty-four hours, and season it in the same way as the venison pasty; lay it into the pan, and fill it with as much of the blood and claret it was soak'd in
as

as it will hold : it will not take so long time of baking as the venison one.

To make a Veal Florentine.

Cut the veal in pieces ; if it is a rib piece, divide the ribs, and beat them with the chopping-knife ; season them with salt and spices ; put a little piece of butter in the bottom of the dish, and lay in a row of the steaks ; then strow in some currants and raisins above the steaks ; lay on another row of meat and fruit, until the dish is full, and put in a little water. If the veal is not very fat, lay on some more butter on the top of it, and cover it with puff'd paste. You may do a lamb pie the same way. Some people do not love sweet seasoning in meat-pies ; in that case, you may put in oysters, the yolks of hard eggs, and artichoke bottoms. These three articles may go into all pies that have no sweet seasoning in them ; but they are very good without them.

To make a Pigeon Pie.

Truss the pigeons as for boiling; season them within with spices and salt; put a piece of butter into every pigeon; put some butter in the bottom of the dish, and pack them in neatly. You may fill up the vacancies between them with the gizzards, livers, and pinions; strew a little more of the seasoning over them. In all meat-pies, remember to put a little water or gravy in them; cover it with puff'd paste.

To make a Chicken Pie.

Truss and season the chickens as you do pigeons; put a piece of butter in them and a piece in the bottom of the dish; pack the chickens neatly in it, and strow currants and raisins over them, and lay pieces of butter above them (fresh butter is the best;) cover it with puff'd paste. When it comes out of the oven, have a caudle ready, made thus: Beat the yolks of two eggs, and mix with them a gill of white wine, the same quantity

F of

of cream, some sugar, and a scrape of nutmeg; make it very smooth; pour it in at the top of the pie, and shake it well. If the chickens are very large, you may cut them in quarters. If you don't like them with sweet seasoning, you may put in the yolks of hard eggs and artichoke bottoms.

To make superfine minced Pies.

Take the largest neat's tongue you can get; let it lie forty-eight hours in salt; then boil it; blanch and skin it; take the finest part of the tongue, and mince it, and four pounds of the best beef-suet you can get, very small; take a pound and a half of raisins ston'd, and cut small, the same weight of currants clean'd, half a dozen of apples pair'd, a pound of citron, and a pound of orange-peel cut small; put them into a broad vessel, and mix all these materials well together; beat half an ounce of Jamaica pepper, about two drops of cloves, two nutmegs or three according to their size, the grate of two large lemons, and two
or

or three tea-spoonfuls of salt; mix the salt, spices, and lemon, grate very well together; then season the minced meat with them; be sure to mix them until the seasoning be all equally through them; then squeeze the juice of a lemon into a matchkin of strong wine, and pour it on the minced meat; mix all well together; then press them hard into a can; put a piece of white paper close upon the meat, and tie paper on the mouth of the can; then lay them up for use. If you are careful, when you take out any of it, to press the remainder hard down, and paper them well up, they will keep twelve months. When you want to use them, cover the petty-pans with puff'd paste, and fill them up with the minced meat; nick the upper crust with a knife; cover them, and make them neatly up, and fire them in the oven.

To make a common Minced Pie.

Take a tender piece of beef, according to the size you want the pie; mix in

some fuet with the beef and mince both very fine; feafon with mixed fpices and a little falt; ftone and cut a large handful of raifins, and clean well as many currants; cover it with puff'd pafte as above. It is much the better if the meat is moistened with a glafs or two of wine, having a little citron and orange-peel cut fmall put in it.

To make a Gibblet Pie.

Scald and clean the gibblets very well, and chop the wings in two; pull the neck out of the fkin, and chop it in four pieces, and cut the gizzards in pieces; feafon them with falt and fpices; keep the blood of the goofe, and ftrain it through a fearce; boil a few groats a while in fweet milk; mince fome fuet fmall; mix the groats and fuet with the blood; feafon them with falt and fpices, and a little mint fhred fmall, if you choofe it; fill it into the fkin of the neck, and few up the ends of it; turn it round, and lay the pudding in the middle of the difh with the gibblets
round

make forc'd-meat balls of veal, if you have it; it is more correspondent to make them of veal than beef; fry them off in the frying-pan; beat a little white pepper and mace, the grate of a lemon, and some salt, and season the kernels with them; lay some fresh butter in the bottom of the dish; put in the kernels and balls, and cover them with puff'd paste; warm a little white gravy, with some white wine, the squeeze of a lemon, and the grate of a nutmeg, and thicken it with the yolks of eggs; pour it into the pie when it comes out of the oven, and shake it; put in a little gravy alongst with the kernels. If you have plenty of artichoke bottoms, you may put them into any meat pies.

To make a Calf's-foot Pie.

Boil the feet tender; mince them and some beef-suet, and some apples cut small; season them with beat cinnamon and nutmeg; clean and pick some currants well, and mix them all together with a little sugar, and a glass or two of
white

white wine; pour on the wine, and cover all with a good puff'd paste. The paste ought to be nicely carved out. When the paste is enough, the pie is ready.

A Marrow Pasty.

Blanch six ounces of sweet almonds; cut them very small; pare half a dozen of large apples, and cut them very small; cut also a quarter of a pound of citron and orange peel very small; take three quarters of a pound of marrow cut in pieces. If you are scrimped of marrow, make it up with beef-suet shred very small; mix all well together, and season them with sugar and beat cinnamon; cover it with puff'd paste nicely carved out, and fire it in the oven.

An Egg Pie.

Boil a dozen of eggs hard, and cut them very small; clean about a pound of currants; take a gill of sweet cream, a little white wine, and a little rose water; season it with beat cinnamon, sugar, and the grate of a lemon. It will

take three quarters of a pound of fresh butter: mix all together, and cover it with a carved paste as above, and fire it in the oven.

An Eel Pie.

Skin the eels, and cut off the heads and fins; cut them about two inches long; season them with salt and spices; put them into the dish with a little butter and white wine, and the juice of a lemon; put in half a mutchkin of water, and cover it with puff'd paste. You may make pike or trout pies in the same way; only put more butter in the dish with them than with eels.

A Curd Florentine.

Press the whey well from two pounds of curds, and break them with a spoon; beat a pound of sweet almonds with some rose or orange-flower water; clean half a pound of currants; cut some boiled spinage small with a knife; sweeten it properly; oil eight ounces of butter, and mix all well together; make

a fine puff'd paste, and lay a thin covering of it on the dish; then put in the fauce, and cover it with a carved paste or bard over it; put it in a slow oven; and when the paste is enough baked, the florentine is ready.

An Apple Pie.

Pair and quarter the apples, and core them; season them with sugar, beat cinnamon, and the grate of a lemon. If you would have a very rich apple pie, put in some ston'd raisins, blanch'd almonds, citron, and orange peel cut down; cover them with puff'd paste. Don't be sparing of sugar to any fruit pie.

An Apple Pie with Potatoes.

Boil some potatoes; pair and cut some apples; lay a row of apples in the dish, and a row of potatoes above them; then put some pieces of fresh butter above the potatoes, put apples, potatoes, and butter alternately, until the pie is filled up; sweeten it to your taste; take rather more apples than potatoes; it is much

better of having a little citron and orange-peel in it ; put a little water in all apple pies ; cover it with puff'd paste.

A Chestnut Pie.

Scald the chestnuts, and take off the skins ; blanch some almonds ; pare and quarter some apples ; put some fresh butter in the bottom of the dish ; lay in a row of chestnuts, a row of apples, and a row of almonds, with cut citron and orange-peel, and strew in sugar between the rows ; put some more fresh butter on the top of it, and cover it with puff'd paste.

A Gooseberry Pie.

Cover the dish with paste ; pick the gooseberries, and lay them in the dish with plenty of sugar (you can scarcely make a gooseberry pie too sweet), and put in a little water: If you want it rich, put in citron and orange-peel ; cover it with puff'd paste. If you eat any of these fruit pies cold, cut off the cover, and pour cream over them.

To make Puff'd Paste.

For one pound of flower allow three quarters of a pound of butter; mix in about the fourth part of the butter amongst the flour; wet it with cold water; then work it until it is very smooth; cut the paste through with a knife. If it is smooth in the heart, it is enough knead; roll it out long ways, and put the butter on it in small pieces; then shake some dry flour on it; fold the two ends of it together; then roll it out a little again, and put on butter and flour as above, and continue so doing till all the butter is taken up; the oftener it is folded, the more divisions will there be in the paste. Most people put eggs in their puff'd paste. It does very well when it is to be eat hot; but when eat cold, it makes it very tough and hard.

A common Pie Paste.

With a pound of flour mix half a pound of butter; wet it with cold wa-
F 6 ter,

ter, and work it very smooth: roll it out for any use you intend it.

To make Paste for the Cases of preserved Tarts.

Take a pound of flower; grate in a little sugar, and mix it with six ounces of fresh butter; wet it with cold water; work it very smooth, and roll it out equal, but not too thick; divide the paste, take the one half, and cut tops for the tarts; and cut them into figures with a pen-knife; line the petty-pans with the other half; prick them with a pin, to keep them from blistering in the oven; put the carved tops on crocants to fire. If you have none, you must put each of them separately on a piece of paper; they must be fired in a slow oven, else they will discolour. Every family should have some by them, for they keep a long time, and make a ready dish, as you have nothing more to do but fill them up with your preserved fruit, and lay the tops on them. You will get crocants and cutters for the
tops

tops out of any white-iron smiths : they are much neater and quicker than cutting with a knife.

A Paste for raised Pies.

For two pounds of flour take a pound of butter, and boil it in a matchkin of water ; pour the butter and water into the flour, keeping back the sediment ; then work it up to a paste, and before it is cold, raise it up to any shape you please. If the paste is not wet enough, boil a little more water and put it in.

To make Apple Tarts.

Pare some apples ; cut them pretty small, and put them in as much cold water as will cover them. If you have a piece of lemon-peel, shred it small, and put it in amongst them ; let them boil until they are quite to a mash ; turn them often in the pan ; sweeten them, and give them a boil after the sugar is in ; mix in some beat cinnamon when they come off the fire ; and when they are cold, put them in your petty-pans,
and

and cover them with open paste, or barred over: when the paste is fired, they are enough.

Gooseberry Tarts.

Scald the gooseberries, but don't let them boil; then cover the petty-pans with paste: when the berries are cold, put them in the pans with a good deal of sugar below and above them, and cover them in the same way as the apple ones.

Cherry Tarts.

Stone the cherries; and for each pound of them take three quarters of a pound of sugar; wet it with a gill of water; boil and scum it; then put in the cherries, and let them boil some time; when they are cold, fill up the petty-pans, and cover them as the former.

To make Raspberry or Currant Tarts.

Pick the currants from the stalks; put a good deal of sugar above and below them;

them ; be sure to give them loaf-sugar, for coarse sugar spoils both the taste and colour ; cover them, and fire them in the oven.

To make Prune Tarts.

Stew the prunes with water, claret, and a proper quantity of sugar ; stone some of them, and keep some of them unston'd ; put them with the liquor they were stewed in into the pans ; cover them, and fire them in the oven. You may keep out the wine, if you choose ; but they are much the better of it.

Peach or Apricot Tarts.

Take the peaches or apricots before they are quite ripe, stone and pare them ; you may cut them in quarters or halves ; put a good deal of beat loaf-sugar in the bottom of the pan ; lay in the fruit amongst it ; stir them often on the fire ; let them boil a little while, and when cold, put them into the petty-pans, and the syrur alongst with them ; cover them

them with puff'd paste, but not open in the top as the other tarts are, because they take more firing.

To make a Glazing for Tarts.

Take the white of an egg and some grated double-refined sugar; cast them very well together till it is light and white. All fine tarts should be glazed with it. Lay it gently on the paste with a feather before you put them in the oven.

To make a Light Boil'd Pudding.

Take a dozen of eggs; keep out four of the whites, and cast them with six spoonfuls of flour quite smooth; mix in half a pint of sweet milk; sweeten it to your taste, and put in a little salt; season it with beat cinnamon and a glass of spirits; butter a bowl very well, and fill it full with the pudding; take a clean cloth, and butter the part that goes on the bowl very well, and drudge some flour on it; tie the cloth very tight about the bowl; turn the mouth of the bowl
undermost

undermost into a pot of boiling water ; be sure the pot never goes off the boil, and it will be enough in three quarters of an hour.

A boiled Custard Pudding.

Take ten eggs ; keep out six of the whites ; cast them very well with some sugar ; take a mutchkin and a half of sweet cream ; season it with beat cinnamon and the grate of a lemon ; butter a cloth or bowl ; tie it very close up, and put it into a boiling pot : a quarter of an hour will boil it.

A Plumb Pudding.

Stone and shred a pound of raisins ; pick and clean a pound of currants ; mince a pound of suet ; beat eight eggs with four spoonfuls of flour till it is very smooth ; put in a little salt ; season it with cinnamon and nutmeg, and a gill of brandy ; mix all well together, and tie them up very hard ; put it in a pot of boiling water ; it will take four hours boiling.

A plain Suet Pudding.

Mince a pound of suet very small; cast six or seven eggs and a pound of flour; season it with salt, ginger, nutmeg, and a dram. If you find it very stiff to cast, you may put a little milk in it; mix all well together; butter a cloth, and tie it up; it will take three hours boiling.

A Boiled Bread Pudding.

Cut the heart of a twopenny loaf in very thin slices; boil a chopin of milk; pour it over the bread, and cover it up for half an hour; beat ten eggs; season it with beat cinnamon, the grate of a lemon, if you have it, a scrape of nutmeg, a little salt, and sugar to your taste. You may put in some currants and minced suet; butter a cloth, and tie it close up. It will take two hours boiling, if it has suet and currants in it; if without them, only an hour and an half. If you intend it for a side asset,

half

half the quantity will do it, and it will take less boiling.

A boiled Rice Pudding.

Take a quarter of a pound of rice, and put it on with a chopin of cold milk and a good piece of fresh butter; keep it close stirring on the fire till it boils: if you find it not very thick, stir in some more rice till it is like thick pottage; cast six eggs; mix them very well with the rice and milk, and sweeten it to your taste; put in a very little salt; season it with cinnamon and nutmeg, the grate of a lemon, and a dram; butter a cloth, and tie it up close; it will take an hour to boil.

The proper sauce for all boiled puddings is fresh butter beat with wine and sugar. When you butter a cloth to boil a pudding in, dredge a little flour over the butter. You will observe, in the boiling of all puddings, that the pot must be kept full of water, and never allow it to go off the boil; turn the pudding frequently in the pot, especially

ally at the beginning, till the pudding is well fastened.

A Pease Pudding.

Take a pound of split pease, or more as you have occasion; tie them up in a cloth not too close, that they may have room to swell; let them boil an hour; then take them up and mix a good piece of butter in them, and tie them up hard; they will take near another hour's boiling; divide the pudding in two, and lay the pork in the middle. Send beat-butter along with them to the table.

A whole Rice Pudding.

Take half a pound of rice; wash it well in water, and boil it in a chopin of sweet milk till it is almost dry, stirring it on the fire to keep it from burning; stir in six ounces of fresh butter; let it cool a little; cast five or six eggs; mix with them about a gill of sweet cream; then mix all together; season with cinnamon, nutmeg, sugar, and a dram;

dram; stone and clean half a pound of currants and raisins, and put them in. In all baked puddings, be sure to rub a little butter on the dish before you put it in. Garnish all baked puddings with puffed paste in any figure you choose.

Another Rice Pudding.

Take the flour of rice, and boil it in the same way as you do the boiled rice pudding; beat five eggs and mix them with the rice and milk; sweeten it to your taste; season it pretty high with the grate of oranges. If you have not this, season it with any spice you please, and give it a dram; but when it is high flavoured with the oranges, it needs no dram; put it in the oven.

A Lair Pudding.

Beat eight eggs; keep out four of the whites; mix in a mutchkin of sweet milk, and sweeten it to your taste; season it with cinnamon, nutmeg, and a dram; cut some very thin slices of a
loaf

loaf of fine bread; dry it before the fire, or in an oven; it must not be brown; have some suet finely shred, some currants and raisins stoned and cleaned; lay a row of suet in the bottom of the dish; then break the dried bread in pieces, and put a row of it above the suet, then a row of fruit; take the milk and eggs, and put it over the bread in spoonfuls till the bread is moistened with it; then begin again with a row of suet, bread, and fruit, until the dish is full, and put in as much of the eggs and milk as the dish will admit of; it should soak an hour before you put it in the oven; and as the bread sucks up the custard, add more until the plate is quite full; it takes very little firing, for when the custard is curdled it is not good; when the milk and eggs are well fastened, it is enough.

A Marrow Pudding.

Grate the crumbs of a twopenny loaf; boil three mutchkins of sweet cream, and pour it boiling hot on the
grated

grated bread; beat six eggs; cut a pound of marrow in pieces, not too small; stone and clean some currants and raisins; sweeten it to your taste, and season it with cinnamon and nutmeg; mix all these materials well together, and put them in a dish. If you have not marrow, good beef-suet does very well; but it must be minced very fine. If you want this or any of the boiled puddings to appear yellow, steep some saffron in a little milk, or dram, or rose water, and mix it in the pudding; put it in the oven and fire it.

A Tansy Pudding.

Cut thin slices of fine bread; boil some cream, and pour it boiling on the bread; cover it up till the bread has sucked up all the cream; beat ten eggs, and keep out four of the whites; mix them in with the bread, and sweeten it to your taste; beat some tansy, and squeeze out the juice through a clean cloth; put in as much of it as make it bitter to your taste; put in some of the
juice

juice of spinage with it to make it of a fine green; put in a dram, the scrape of a nutmeg, and four ounces of fresh butter; put all into a pan, and give it a heat on the fire till it is pretty thick; then put it into a pudding-pan, and fire it off in the oven. When you are to send it to the table, strew sugar on the top, and sliced orange. If you make it with milk instead of cream, you must put a great deal more butter in it.

An Orange Pudding.

Take the yolks of a dozen of eggs; beat and sift half a pound of sugar; put it in by degrees, and cast it amongst the eggs with a knife; it must be cast until they are thick and white. If you have the conserve of oranges, put in as much of it as give it a fine taste, and cast it along with the eggs. If you have not this, put some beat marmalade in place of it. Beat two ounces of sugar-biscuit; mix all well together, and you must cast it constantly until it goes into the oven, or it won't be light; just when
it

it is ready to go into the oven, pour in five or six ounces of fresh butter oiled, but do not let it be too hot when you put it in; mix all well together, and put it in the oven.

A Lemon Pudding.

Grate the rind of three or four lemons, and lay it to steep in a gill of brandy; beat the yolk of ten or twelve eggs, as in the above receipt, with the same quantity of sugar, biscuit, and butter. You must order it every way as in the orange pudding; all the difference is in the seasoning, the one lemon and the other orange; and wherever orange grate is, it needs no spirits to raise it.

A Citron Pudding.

Slice half a pound of citron thin, and shred it very small with a knife; beat and sift half a pound of sugar; beat the citron and sugar very well together in a marble mortar; have the yolks of ten or a dozen of eggs cast, until they are

G

like

like a cream; then mix them by degrees into the beat sugar and citron, and cast them very well with a spoon or a knife. You may mix in a very little sugar-biscuit. Put in as much of the juice of spinage as make it of a fine green; mix all well together. When you are just about putting it into the oven, put in a dram and oiled butter, and mix it very well. In all fine baked puddings, let the oiled butter be the last thing you put in, and let it not be too hot. You may make a lemon pudding little inferior to a citron one, by putting in a good piece of citron cut very small amongst it, and green it with the juice of spinage.

A Green Gooseberry Pudding.

Put on a pint of gooseberries with a very little water; let them boil to a mash, and thrust them through a searce with the back of a spoon; beat ten eggs, keeping out six of the whites; then take all the fine pulp of the gooseberries that comes through the searce, and beat
up

up with the eggs, and half a pound of sugar. If it is not sweet enough, put in more. You may mix in it some citron and orange-peel cut small, with a quarter of a pound of sugar-biscuit. Just when you are about to put it in the oven, pour in the oiled butter, and mix all well together.

An Apple Pudding.

Roast seven or eight large apples; take the skins off, and scrape out all the pulp; beat the same quantity of eggs, and all the other materials, as in the foregoing receipt. These two puddings you may green with spinage-juice, as they look the better of it.

An Almond Pudding.

Blanch half a pound of sweet almonds and a few bitter ones; beat them very fine, so that they will spread on your fingers like a paste; be sure as you beat to wet them with some brandy; beat the yolks of ten or a dozen of eggs, with half a pound of sugar beat and sifted;

cast them till they are light and white. You may put in about an ounce of beat biscuit, and season it with the grate of orange or lemon, if you have it, and some oiled butter.

A Sago or Millet Pudding.

Put on the sago with a chopin of water, a stick of cinnamon, and the rhind of a lemon; let it boil till it is pretty thick; put in half a matchkin of white wine, and sugar to your taste; beat six eggs well, keeping out half of the whites; mix all well together. You may make a millet pudding the same way; only boil the millet in milk, and give it two or three eggs more, and give it a dram in place of wine; let them be pretty cold before you mix in the eggs and oiled butter.

A Potatoe Pudding.

When the potatoes are boiled and skinned, take half a pound of the best of them, and beat them very well in a mortar: beat nine eggs, and, keep out
three

three of the whites; cast them thick with half a pound of sugar; mix in with the potatoes half a mutchkin of cream; then cast them up well together with the sugar and eggs; season it with cinnamon and nutmeg, and give it a good dram; it will take half a pound of oiled butter at least.

A common Potatoe Pudding to be fired below roasted meat.

Boil and skin as many potatoes as will fill the dish; beat them, and mix in some sweet milk; put them on the fire with a good piece of butter; season them properly with salt and spices. Some choose an onion shred small, and put in it. Put it in the dish and fire it below the meat, until it is of a fine brown on the top; cast three eggs well, and mix in with the potatoes before you put them in the dish; it makes it rise, and eat light; pour off all the fat that drops from the meat, before you send it to the table: it eats very well with roasted beef or mutton.

A Bread Pudding to be fired below meat.

Take a chopin of milk, and slice down as much of the heart of a fine loaf as make it very thick; put it on the fire and boil it. If you see it too thin of bread, put in a little more; let it boil until it is pretty thick, stirring it from the bottom of the pan to keep it from burning; put in a handful of fuet; if you have none, put in a piece of fresh butter; take it off the fire, and sweeten it to your taste; season it with what spices you choose; beat six eggs, and let the pudding be a little cold before you put them in; mix all well together, and put it into a dish, and fire it below the meat; turn the dish often, to make it of an equal brown; pour off all the fat before you send it to the table.

A Hasty Pudding.

Order as much bread and milk, and in the same way as in the above receipt, as will fill a small bowel to fit an asset; put

put in a piece of fresh butter ; pick and clean a handful of currants, and boil them alongſt with the bread and milk ; caſt four eggs, and put in it ; ſeaſon it with cinnamon, nutmeg, and ſugar ; after the eggs are in, ſtir it a while on the fire to faſten it, but don't let it come a-boil ; then butter a bowl very well, and put the pudding in it ; ſet it before the fire, or in a white-iron oven, turning the bowl often. If the fire is pretty hot, it will very ſoon faſten ; turn it out of the bowl into an aſſet, and ſend up to the table the ſame ſauce as for the former boiled puddings.

A Carrot Pudding.

Boil ſome good carrots ; and when they are well clean'd, weigh half a pound of them ; beat them very fine in a mortar ; mix two or three ſpoonfuls of ſweet cream along with them ; beat ten eggs (keep out half of the whites) with half a pound of ſugar ; mix all well together, and ſeaſon it with beat cinnamon, or orange grate, if you have it, as

it makes it eat like an orange pudding; mix eight ounces of oil'd butter in it, just when you are about putting it into the oven.

An Apple Dumpling.

Make a good puff'd paste; roll it out about half an inch thick; pair the apples, and cut them down very small; then butter a cloth, and put it into a bowl; lay the paste in it, and put in the apples, wrap the paste about the apples, and tie the cloth hard up. If it is a large one, it will take three hours boiling; if a little one, less time will do it. You may make any fruit dumpling in the same way; currants, cherries, raspberries, apricots, or any fruit you please. Most people don't sweeten them until after they come out of the pot; but I always found it better to sweeten them before I put them in; for the sugar always incorporates better with the fruit. If it is an apple dumpling, cut out a piece of the paste at the top, and put in

a piece of fresh butter, and lay on the piece again.

Sir Robert Walpole's Dumplings.

Take a pound of suet; shred it small; grate some stale bread, till you have about three quarters of a pound; pick and clean about a pound of currants; cut a quarter of a pound of orange-peel and citron small; mix all together, and season it with cinnamon and sugar; cast six or eight eggs, and keep out half of the whites; mix in the eggs with the other ingredients, and a dram; it must be no more than wet with the eggs, to make it stick like a paste. You should have small nets, wrought of small pack-thread; put in every one into a net, until they are about the size of a good large apple; tie them close in the net; make them all of one size, except one for the middle, make it a little larger; put them into a pot of boiling water; they will take about an hour's boiling. If you have no nets, you may tie them up in pieces of clean rags; dish them, and

pour beat butter, wine, and sugar over them.

To make Curd-cheese Cakes.

Take two pints of milk; put it on the back of a sieve, and let the whey drain from it: when it is well drain'd, beat the curd in a mortar; beat a quarter of a pound of sugar-biscuit; mix it with the curd, and sweeten it to your taste; beat four eggs; have half a pound of currants pick'd and cleaned; cast them all well up together; season them with cinnamon and orange-grate, and a dram in six ounces of oil'd fresh butter; beat them all well together; have some petty-pans covered with puff'd paste; put in the cheese-cake meat, but don't fill the pans too full; glaze them over with a beat egg and sugar; cut the paste with a runner like straws, and ornament the tops with them in any figure you please; put them in the oven, and fire them.

To

To make Lemon Cheese-cakes.

Boil the skins of three lemons until they are as tender as they will be; but take off the grate before you boil them: beat them very fine with half a pound of fine sugar; beat six eggs, but keep out the half of the whites; cast them until they are light and white; mix them very well; season them with lemon-grate and cinnamon; put in a little brandy, and six ounces of oiled butter. After mixing all well together, put them in the petty-pans, but don't fill them near full, and fire them in the oven.

To make Almond Cheese-cakes.

Blanch and beat half a pound of almonds; wet them with a little brandy while you are beating them; cast six eggs (keeping out four of the whites) with fine sugar, and cast all together with the almonds; season them with the grate of lemons or oranges; put in six ounces of oil'd fresh butter; mix all

well together; put them in the petty-pans, and fire them in the oven.

To make Custards.

Take a mutchkin of good sweet cream; put it on the fire with a stick of cinnamon and lemon-peel; let them boil until the strength is out of the cinnamon, stirring it always one way to keep it from bratting; cast the yolks of eight eggs till they are very light and smooth; mix them with a gill of cold cream; then mix them by degrees with the boil'd cream; take out the cinnamon and lemon-peel, and sweeten the cream to your taste; put them into cups, and fire them. You may put a little wine in them, if you choose it.

To make Rice Custards.

Boil a mutchkin of sweet milk with two ounces of fresh butter; put in two ounces of the flower of rice with the cold milk, and let them boil for a little time together; beat two eggs, and mix them with the boil'd milk and rice; stir them

on the fire until they thicken, but don't let them boil; season them with the grate of an orange and sugar; then put them into cups.

To make Almond Custards.

Put on a mutchkin of cream with cinnamon and lemon-peel, as in the former custards, the same quantity of eggs, mixed in the same way with the cold cream; blanch and beat a quarter of a pound of almonds; wet them with a little rose-water as you beat them; then mix them with the eggs; mix the warm cream and them altogether by degrees, and sweeten them to your taste; put them on the fire again, keeping them stirring one way; but don't let milk or eggs ever come to a-boil; put them into cups, and fire them. You may fire all custards in a slow oven, or you may put the cups into a panful of cold water; put the pan on the fire, and cover it; take care the water is not so high as to boil into the cups. When you see them fastened, they are enough.

To

To make clear Lemon Cream.

Pare four large lemons very thin ; lay the parings into half a mutchkin of water ; squeeze the juice of the lemons into it, and let it stand one night ; strain it off, and boil it up with a pound of double refined sugar and a gill of rose-water ; scum it very well, and take the whites of nine eggs. You must not whip them too much, else they will frothe ; strain the whites through a searce, and mix them with the liquor by degrees, for fear of curdling ; put it on a very clear fire, stirring it one way ; let it be scalding hot, and put it into glasses. There is no difference between this and the yellow lemon cream ; only beat in two of the yolks alongst with the whites, and put it into a china dish.

To make an Orange Cream.

Pare the rhind off three bitter oranges ; lay it in half a mutchkin of water ; let it lye until it has a fine flavour of the rhind ; squeeze the juice of the
oranges

oranges into it; strain it off, and boil it up with half a pound of double refined sugar; cast the yolks of six eggs with the sugar, and mix in the liquor by degrees; set it on the fire, and stir it one way until it is scalding hot. You may put it into cups, glasses, or a china asset.

To make Ratafia Cream.

Boil four laurel bay leaves in a chopin of cream; beat the yolks of six eggs; keep out a little of the cream when cold, and mix it with the beat eggs; then mix in the warm cream amongst the eggs by degrees; put it on the fire, and keep it stirring one way; let it be scalding hot, but not boiling: take out the leaves, and sweeten it to your taste. If you have not laurel bay leaves, blanch and beat a few bitter almonds: wet them with a little cream as you beat them, to keep them from oiling; mix the cold cream with the almonds; thrust them through a searce, and mix them in with the eggs.

To

To make Sweet Almond Cream.

Boil a chopin of cream with cinnamon and lemon peel; blanch and beat half a pound of sweet almonds; wet them with a little rose water as you beat them; beat the whites of eight eggs very well; mix them with the almonds, and thrust them through a searce; mix in the boil'd cream gradually amongst them, and put them on the fire, stirring it one way; make it scalding hot, but don't let it boil; sweeten it to your taste, taking out the stick of cinnamon and the lemon peel. You may put these two creams, either into cups or china dishes.

To make Clouted Cream.

Take four pints of new milk; set it on a clear fire, and stir it now and then: whenever it comes a boil take it off, and put it into broad dishes to cool; stir it about in the dishes for some time after it is turned out of the pan; set it in a cool place, and let it stand twenty-four

four hours; then scum off the clouts with a skimmer, and lay it on the dish; put sweet cream about it, and strow cinnamon and sugar over it. Spanish cream is made of the brats thus: Take the brats, and beat them well in a bowl with a spoon, with some fine sugar and a little rose-water; it must be beat until it is very thick. You may dish it, with some sweet cream about it. If you have plenty of brats, you may lay a row of them and a row of the Spanish cream time about.

To make Velvet Cream.

Take a little syrur, of either lemons or oranges, or any kind of syrur you have; put two or three spoonfuls of it in the bottom of a dish; warm some new milk lukewarm; pour the milk on the syrur, and put in as much runnet as will fasten it, and cover it up with a plate.

To make Steeple Cream.

Take a chopin of sweet cream and
two

two pints of new milk; set it on the fire to come a-boil, and stir it to keep it from bratting; turn it into dishes to cool; then scum off the top, and put it on to boil again, and so continue to boil, cool, and scum, until you have a good quantity of the cream. Just when you are going to whisk it, put in half a mutchkin of Lisbon or Zerry, the juice of a lemon, and as much fine sugar beat and sifted as will sweeten it to your taste; whisk it up until it is very thick; raise it up as high as you can in the asset, in the shape of a sugar-loaf.

To make Bandstring Curd.

Strain some new milk; press the whey very well out of it; put it into a squirt that has small holes in it, and squirt it into the asset; it looks just like bandstrings; put fine sugar and sweet cream over it.

Rush Curd.

Wash some green rushes very clean;
cut

cut them about a quarter long, and lay them round ways on the back of a hair searce; earn about five chopins of new milk; take up the curd in slices with a skimming-dish, and lay it on the rushes to drain the whey from it, and as the whey is drain'd, lay on more of the curds, until it is all on; let it stand for an hour or two, and by that time the whey will be well drain'd from it; lay the dish you intend to serve it up in on the top of the curd, and turn the searce upside down, and take the rushes off the curd. It is eat with sugar and cream; but send the cream in a bowl to the table.

Tender Curd.

Earn the milk and press the whey well from it; beat it very well in a mortar with a little fine sugar, then press it hard into tea-cups, or into any shape you please; when it is well fastened in the shapes, turn it out on an asfet, and pour sweet cream over it. All these curds must be made of milk newly

ly taken from the cow, else they will not eat well. You may garnish all milk dishes with any kind of sweet-meats you have.

To make Fairy Butter.

Take the yolks of three hard eggs, four ounces of loaf-sugar, six ounces of fresh butter, as new from the churn as you can, and two spoonfuls of orange flower or rose-water; beat them all very well until they are like paste; then put it into a squirt, and squirt it on an asstet in little heaps.

Syllabubs.

Take half a mutchkin of sweet cream, half a mutchkin of white wine, and the juice of a lemon; sweeten it to your taste with fine sugar; put in a bit of the paring of a lemon, and a piece of cinnamon, if you choose; whisk it very well, and as it rises take it up with a spoon, and lay it on the back of a searce to drain the whey from it; then fill the glasses half full of wine, and sweeten
it;

it; then fill up the glasses with the whisked cream; lay as much on the glasses as will stand on it.

Another kind of Syllabubs.

Take a chopin of thick cream; put in it three gills of white wine, the juice of a lemon, the juice of two bitter oranges, and sugar; beat them very well till you see it thick; then scum it with a spoon, and fill up the glasses. You put in a piece of cinnamon and lemon-peel as in the former; but be sure you take them out before you put it into the glasses.

Bla mange.

Break down half an ounce of isinglass; put it on with a gill of water; put it on and off the fire until it is dissolved; add to it a chopin of very sweet cream that will bear boiling; for if it break, it is spoiled; put in a piece of the rind of a lemon and a stick of cinnamon; let all boil together for some time. If you like it with the ratafia
taste,

taste, blanch and beat a very few bitter almonds, and boil along with it; sweeten it to your taste, and strain it through a searce; be sure to stir it on the fire, otherwise it will brat after it is strained. You must stir it until it is quite cold before you put it into any shape, or else the cream will fly to the top and the isinglass to the bottom. When it is thoroughly fastened, put the shape into hot water to loose the blanmange from it, and turn it out on an affet as quick as you can. Turn out every other jelly in the same way.

Gooseberry Cream.

Boil some gooseberries until they are so soft that a spoon can thrust them through the back of a searce; take the pulp that comes through the searce; separate it from the seeds, and sweeten it to your taste; mix it up with thick sweet cream, and put it on an affet. You may make apple cream in the same way.

*To make Strawberry, Raspberry, or Currant
Cream.*

If the fruit is new pulled, take equal weight of sugar and fruit; clarify the sugar, and put in the fruit: let them boil until the sugar has penetrated into the heart of the fruit; and when cold, take two or three spoonfuls of it; whisk it up with a mutchkin of thick cream; then take the wholest of the berries, and mix in two or three spoonfuls more amongst the whisk'd cream. You may either put it into an asset or glasses. If you have any of those fruits preserved, you may do them in the same way.

To make Rice Cream.

Take three spoonfuls of the flour of rice, and put it on with a mutchkin of sweet cream, and stir it until it comes a-boil; then let it cool; cast the yolks of three eggs with sugar, and mix a little cold milk or cream with them; then mix it with the rice, and keep it stirring one way; but take care it does not boil.

You

You may flavour it either with orange-flower water or rose-water. If you have none of these, boil a piece of cinnamon along with the rice; dish it, and send it cold to the table.

A rich Eating-posset.

Take a chopin of sweet cream, half a pound of common biscuit beat and searced; blanch six ounces of sweet almonds; beat them up with a little sweet milk to keep them from oiling; mix the cream, almonds, and biscuit together; put them into a pan, and let them boil a while; take a mutchkin of white wine, and cast nine eggs, keeping out six of the whites, and add them to the wine, and sweeten it to your taste; season it with beat cinnamon; put the wine and eggs on the fire, and let them come a-boil; then put them into a bowl; pour the cream on the wine, and stir it about; put sugar and cinnamon on the top. It looks very pretty stuck with sliced almonds on the top; it goes to the table
in

in a bowl; it is a proper middle dish for supper.

A common Eating-posset.

Take a bottle of good ale and a mutchkin of wine; put it in, and warm it with a little beat cinnamon; sweeten it; toast some thin slices of bread; cut it in dices, and put it amongst the wine; boil three mutchkins of new milk, and pour it boiling hot on the bread and wine; stir it all about with a spoon, and cover it up; send it hot to the table, either in a bowl or a soup dish. It is a very good supper-dish.

To make Hartshorn Jelly.

Put on two pints of water in a close goblet with a pound of hartshorn; let it boil on a slow fire until half of the water is wasted; you put in half an ounce of isinglass amongst with the hartshorn; lift a little of it in a spoon, and let it cool, that you may see the stiffness of it. If it is stiff enough, strain it off; if not, let it boil a little longer.——With re-

gard to seasoning, I can give no rule, but to sweeten it; put in wine and the juice of lemons to your taste, a little of the rhind of lemon, a good piece of cinnamon broke in bits; cast the whites of four or six eggs, according to the quantity; break some of the egg-shells amongst the whites; mix all together; put it on the fire, and keep it stirring and skinking, not to let the eggs turn to a hat; let it boil until the strength is out of the cinnamon; then turn it into the jelly-bag; have two bowls ready to receive it; turn it backwards and forwards into the bag, until you see it clear, fit for glasses.

Calves-feet Jelly.

Put four calves feet into a pot with water; scald them, and take the hair very clean off them; slit them, and lay them into warm water; let them blanch two hours; set them on in a very close pan with two pints of water on a slow fire; let them boil to rags; then strain them off, and scum all the fat off the stock.

When

When it is quite cold, cut off all the sediment from the bottom. It is seasoned every way as the hartshorn jelly is. If you are careful of turning it often into the bag, it will be as clear as the hartshorn jelly. If the stock is very stiff, put in some water in it; it is not pretty to be stiff in glasses; but if it is for a shape, it must be a great deal stiffer, or else it will not stand when you turn it out.

Jelly for a Consumption.

Take a pound of hartshorn shavings, nine ounces of eringo root, three ounces of isinglass, a chopin of bruised snails, the shells taken off and clean'd; take two vipers, or four ounces of the powder of them; put all these ingredients in two Scotch pints of water, and let them boil into one pint; strain it through a searce; when it is cold, put it into a pan with a mutchkin of Rhenish wine, half a pound of brown sugar-candy, the juice of two Seville oranges, and the whites of three or four eggs well beat;

H 2

boil

boil them altogether for three or four minutes ; then run it through a jelly-bag, and put it into small pots. The patient may take two tea-cupfuls of it in a day.

A Hen's Nest.

Make a strong jelly of calves feet or hartshorn ; take a bowl, the mouth of which will go within the assiet you intend to dish it on ; fill about a third part of the bowl with the jelly when it is cold and firm ; lay in the eggs ; melt down the rest of the jelly, and let it be quite cold, but not fastened, and pour it on the eggs ; take the thin pairings of lemons, and boil them a little in water ; cut them like straws, and strew them on the top of the jelly before it is quite firm. You make the eggs of blanch-mange.

Jelly in Cream.

Fill small cups full of the jelly ; when it is firm, turn the cups out upon a china assiet, and put some thick sweet cream

cream round the jelly in the bottom of the assiet. This way of making up jelly looks very well, especially when it is on a pretty dish, as the painting is very beautiful through the jelly.

To dish up cold Chicken in Jelly.

Lay the jelly in the bottom of a bowl as you do in the hen's nest; take a cold roasted chicken or two, ^{if} the bowl will hold them; turn their breasts down to the bottom of the bowl, and drop the yolks of some hard eggs in amongst the jelly round the chickens; then fill up the bowl with the jelly; let it stand until it is firm; then turn it out. It must not be seasoned as the other jellies are. Boil in the stock a little white pepper, a blade of mace, a bit of lemon-peel, and the squeeze of a lemon, and a very little salt; clarify it as the former jelly, and run it through a jelly-bag in the same manner. You may garnish with any thing that is green.

A Floating Island.

Roast some apples; toast off the skins, and take out the pulp, and cast it very well with a knife with the white of an egg and sugar, until it is very light and white; take half a pound of currant jelly and four whites of eggs; whisk it up with the whisk all one way, till it is so thick, that when you drop it from the spoon it will stand; it takes a long time whisking until it is of a proper stiffness; put some sweet cream in the bottom of a dish; cover the cream with the roasted apples, and drop on the jelly in what figure you please; raise the apples and jelly as high in the middle as you can. You may do it without apples; but it takes a great deal more jelly to cover the cream.

A Trifle.

Take some white wine and sugar; dip some sugar-biscuit in it; lay the biscuit in the bottom of a dish, and bring it by degrees to be high in the middle;

middle; when the biscuit is a little softened with the wine, pour some thick sweet cream over it; let it stand until the bread has suck'd up the wine and the cream: if there is any of the liquor left, pour it off. If you have apples, roast some of them, and order them in the same way as in the last receipt; lay a covering of apples on the biscuit; then cover it all over with whipt cream, and drop some currant-jelly on it. In case you have not sweet cream, put on some sweet milk with a bit of cinnamon and lemon-peel; let it boil; take the yolks of four eggs to a mutchkin of milk; cast them until they are very smooth, and mix them up with a little cold milk; then mix the boiling milk by degrees amongst the eggs, and turn it backwards and forwards until it is very smooth; then put it on the fire a little; keep it stirring, but don't let it boil. This supplies the place of real cream when you have none; sweeten it to your taste.

An Egg Cheese.

Take three mutchkins of sweet cream not too thick; put it on with a little cinnamon, lemon-peel, sugar, and half a mutchkin of white wine; cast a dozen of eggs; keep out six of the whites; mix the eggs very well with the cold milk; put it on the fire, and keep it stirring all the time until it comes a-boil. When you see it is broke, turn it into any shape you have with holes, to let it stand until the whey runs from it, and turn it out of the shape. You may flavour it either with orange-flower or rose-water before you put it into the shape. If you choose, you may pour sweet cream over it when you dish it, or it may be eat with wine and sugar.

To make a Cheese Loaf.

Take three chopins of new milk; put in as much runnet as will make it curdle; press the whey gently from the curd; break the curd, and take equal
quantity

quantity of grated bread and curd ; beat the yolks of a dozen of eggs and fix of the whites ; season with beat cinnamon, nutmeg, and sugar ; mix in half a mutchkin of sweet cream and a glass of brandy ; mix the bread and curd all together, and put a very little salt in it ; work it all up to a paste, and dust in two or three spoonfuls of flour as you work it up ; take out a piece of it, and roll it out thin to fry ; then make the rest up in the shape of a loaf, and fire it in the oven ; cut the fried paste in little bits to put round the loaf ; cut a hole in the top of the loaf, and pour in some beat-butter, cream, and sugar ; send it hot to the table.

To make fine Pan-cakes.

For every two eggs take a spoonful of flour ; beat the flour and eggs until they are quite smooth ; sweeten it ; put in beat cinnamon, a very little salt, and a dram ; for every six eggs mix in a mutchkin of sweet cream ; oil six ounces of fresh butter ; mix it in with the bat-

ter; put butter in the frying-pan at first; let the pan be very hot, and put in a tea-cupful of the batter at a time in the pan, and turn the pan round to make it of an equal thicknefs. If you think it too thin, put a little more batter in the pan; when it is fired on that fide, you must hold the other fide before the fire; for these light pan-cakes will not turn; double it in the pan; then fold it again; lift it with a knife, and lay it on a warm plate before the fire to keep it hot; be sure that the pan is quite hot every cake you put in; stir always the batter before you put it into the pan.

To make a very good baked Pudding with the same Batter.

Butter a pudding-pan; put in the batter, and fire it in an oven; it will rise very light in the oven. When you see the butter all suck'd up, and the pudding begins to grow brown, it is enough.

To

To turn the same Batter into a different form.

Butter some tea-cups, and fill them more than half full; fire them in the oven; when enough, turn them out of the cups on a plate. Send beat-butter, wine, and sugar, to eat with these puddings.

To make Pan-puddings.

Beat four or five eggs with four spoonfuls of flour; cast it until the flour is free of knots; put in a little salt and sugar to your taste, beat cinnamon and nutmeg, near a mutchkin of sweet milk, a dram, a handful of currants, and as much sweet fuet shred small; mix all well together; put a piece of butter in the frying-pan, or beef-drippings: when it boils, lay as many petty-pans in the frying-pan as it will hold, with their bottoms upmost; put in the pudding-stuff at the bottom of the petty-pans. You must fry them on a slow fire, otherwise you will burn

them, and they will be raw in the heart. When the petty-pans come easily off, they are ready for turning to the other side. They eat well, and are a very pretty dish.

To make Apple Fritters.

Beat four or five eggs; mix in as much flour as they will cast with till they are very smooth; put in a little salt, sugar, and some beat ginger; you may put in cinnamon, if you choose; mix in about a gill of sweet cream or new milk; two or three spoonfuls of sweet yeast; cast them all well together; put down the batter at a distance before the fire to make it rise. If you have not yeast, you must give it a good dram. Pare the apples, and cut them in thin slices; take out the cores, but keep the slices whole; have a good deal of beef-drippings boiling in the pan; then put in every slice of the apples by itself amongst the batter, and drop them into the pan one by one until it is full; fry them a light brown; take them carefully

ly

ly from the fat, and keep them warm before the fire till they are all fried off; then dish them neatly one above another; raise them pretty high in the middle, and strew sugar over them. Send them hot to the table.

To make Currant Fritters.

Make the batter in the same way as in the former; put in a quarter of a pound of currants well wash'd and dried. If you have any beef-fuet, shred a little of it small, and put amongst it; mix all well together, and drop them from a spoon into the frying-pan into what size you please. Dish them in the same way as the above.

To make Oyster Fritters.

Make the batter in the same way as in the above receipts; only keep out the sugar and cinnamon; pickle the oysters; take as many of them as you want, and lay them between the folds of a cloth, and dry them; then dip every oyster in the batter, and fry them

in the same way as the other fritters; dish them hot, but put no sugar on them.

To make Potatoe Fritters.

Boil and beat half a dozen of potatoes; mix them with four beat eggs, about a gill of good thick cream, some sugar and nutmeg, a little salt, a bit of fresh butter oiled, and a dram; beat them all well together, and drop them in the boiling drippings; fry them a light brown; dish them hot, and strew sugar over them.

You may put *any preserved fruit* in the heart of fritters, such as, preserved cherries or gooseberries, or the half of an apricot; be sure to have a great deal of fat to fry all fritters in, else they will not be good. Some choose their apples chopt small, and mixed in the batter in place of slices.

To make a Tansy Cake.

Beat six eggs with four or five spoon-
fuls

fuls of flour; mix with them a mutchkin of sweet cream or new milk; sweeten it to your taste; season it with some nutmeg and a little salt; put in as much of the juice of tansy as bitter it to your taste, and make it green with the juice of spinage; mix some oiled butter in it, and cast them all well together; you may fire it in a frying-pan on the top of the fire, but take care not to burn it. You may fire it below meat that is roasting, or in an oven; but be sure to butter the plate very well that it goes in. In case it is fired below meat, pour off all the fat from it before you send it to the table; strew sugar over it.

The Poor Knights of Windsor.

Cut some slices of bread about half an inch thick; lay them to soak a while in white wine and sugar; cast two or three yolks of eggs; take the bread out of the wine, and dip it amongst the eggs; have some fresh butter boiling in the frying-pan; put in the bread, and fry them a fine brown; then dish them,
and

and strew ſugar and beat cinnamon over them: you may eat them with wine if you chooſe.

To make ſmall Curd Puddings.

Take two pints of new milk; lay it on the back of a ſearce until all the whey is run from it; beat it very well in a mortar with eight ounces of freſh butter, till they are all well mixed together; caſt fix eggs, and keep out three of the whites; beat two ounces of biſcuit; mix the eggs and biſcuit well with the curd; ſeaſon it with ſugar and beat cinnamon to your taſte, and the grate of a lemon; butter ſome tea-cups, and let one of them be larger than the reſt for the middle; put the ſtuff into the tea-cups, and fire them in a ſlow oven; when they are enough, turn them out on the diſh, the large one in the middle, and the ſmall ones round it; cut ſome blanched almonds in ſmall ſtrips, and ſtick them in the tops of the puddings; pour beat-butter, wine, and ſugar, over them.

To

To make a Curd Florentine.

Take two pounds of curds, and break them very well with your hands; blanch and beat a pound of almonds, with a little rose or orange-flower water; pick and wash half a pound of currants; boil some spinage; cut it small with a knife, and sweeten it to your taste; oil eight ounces of fresh butter; mix all well together; make a fine puffed paste; lay a thin covering over all the dish; then put in the stuff; cover it on the top with a thin paste neatly cut out or barred over; put it in a slow oven to bake: when the paste is enough, the florentine is ready.

To stew Parsnips.

Boil them tender, and scrape them clean; cut them in slices; take as much sweet cream as be sauce, and thicken it with butter wrought in flour: when the cream and butter is warm enough, put in the parsnips, and keep it tossing on
the

the fire: when the cream boils they are enough; strew a little salt on them.

Boil some bitroot, and scrape off the skins; slice it down in thin slices; beat some fresh butter; put a little vinegar in it; throw in the bitroot: toss them until they are warm, and dish them.

To stew Red Cabbage.

Cut it down as for pickling; put it in a stew-pan with some red wine and a piece of butter knead in flour; season it with a little salt and spices; keep it stirring until the butter is melted; then cover the pan, and let them stew a little, but not too soft; for they are better to eat a little crisp; put in a little vinegar before you take them off; dish them, and send them up hot.

To stew Cucumbers.

Pare some large cucumbers, and slice them about the thickness of half a crown; spread them on a clean coarse cloth to drain the water from them; pare and slice some large onions round-ways;

ways ; flour the cucumbers, and fry them and the onions in browned butter ; when you see them brown, take them up carefully from that butter ; take a clean pan, and put three or four spoonfuls of warm water in it ; put in a quarter of a pound of fresh butter rolled in flour ; stir it on the fire until it is melted ; mix in a tea-spoonful of the flour of mustard ; put in the cucumbers, and season it with salt and spices ; cover up the pan, and let them stew about a quarter of an hour, softly shaking the pan, and so dish them.

To dress Parsnips to eat like Skirrets.

Boil some large parsnips tender, and scrape off the skins ; cut them by the length, and cut every piece round, about the size of a skirret, and fry them in butter a fine light brown ; take them out of the butter, and lay them neatly in a dish ; strew beat cinnamon and sugar over them before you send them to the table.

Celery.

Celery with Cream.

Wash and clean the celery ; cut it in pieces about two or three inches long ; boil them in water until they are tender ; put them through a drainer, and keep them warm ; take about half a mutchkin of sweet cream ; roll a bit of fresh butter about the bulk of a nutmeg in flour ; keep it stirring on the fire until it comes a-boil ; have the yolks of four eggs ready cast ; mix them with a little cold cream ; then mix in the boiling cream by degrees amongst the eggs, and put it on the fire again ; keep it close stirring, but don't let it boil : throw in the celery, and give it a toss up ; season it with salt and nutmeg to your taste, and dish it.

To stew Celery in Gravy.

Boil and order the celery as in the above receipt ; brown a piece of butter, and thicken it with flour ; mix in as much good gravy amongst it as will cover the celery, and a little red wine,
and

and salt and spices to your taste; when the sauce comes a-boil, throw in the celery, and let it stew a little, and then dish it.

To have a Dish of Kidney Beans in the Winter.

Gather the kidney-beans while they are young; strew a good deal of salt in the bottom of a can; then lay in some of the beans, and strew in some more dry salt, and so continue until the can is full: between every row of beans lay a row of salt; as you lay them in, press them pretty hard with your hand, but not so as to bruise them: when the pot is full, tie them close up with a bladder and a piece of leather above it: when you are going to use them in the winter, take up what quantity you want, and lay them in fresh water, some hours before you boil them; change the water two or three times to draw the salt out of them; cut them about an inch long; let the water be boiling before you put them in: when they are enough,
drain

drain the water from them, and toss them up with some beat butter. When you put in the beans, throw in a tea-spoonful of pearl-ashes; it makes them boil both green and tender: it makes young pease of a fine green, or any kind of greens, and does hurt to nothing. All these garden things are very proper for supper dishes.

To keep Artichoke Bottoms the whole Year.

Cut the stalks very close to the artichokes: boil them no longer than the leaves will come out of them; then take the choke clean from them, and the strings from the outside of the bottoms, and lay them on tin-plates when the oven is near cold; let them stand a day or two in it: they won't be dry enough with this; but you may set them at a distance from the fire, or in the sun to dry. When the oven is hot at any other time, you may put them in again, and so continue drying them with either fire, oven, or the sun, until they are as
dry

dry as a board : then put them in paper bags, and hang them up in a dry place; when you are going to use them, lay them in warm water, and let them lie about four hours, changing the water often; you must pour the last water boiling hot on them; cut them in slices after they are soak'd, and boil them tender. If you have plenty of them, they make a very fine dish, and they are very good in either fricasee or ragoo sauces, or any fine soups.

The best way of keeping green Gooseberries for Tarts.

Gather them before they are come to their full size; cut off the tops and tails with scissars; take wide-mouth'd bottles; be sure they are very clean and dry; fill them up with the berries, and cork them; put them into an oven not so hot as to break the bottles; let them stand until they turn white, and pretty well fallen: when they are enough, take them out of the oven; take out the corks, and tie a muslin rag on the top
of

of the bottles ; then turn the bottles into deep jugs that will hold them ; let them stand that way until the whole juice is run from them, (it is the juice that spoils them). When they are very well drained from their juice, turn back the bottles ; take one of the bottles and fill up the rest with : leave as much room as to cover them with sheep's tallow ; melt it, and let it be as cold as it will pour on the berries : let them be about an inch covered with the tallow : then cork them hard up : dip the corks and the rings of the bottles amongst melted bees wax, and tie leather above them. You may send them to the Indies, if you please.

To make white Custards.

Take a mutchkin of new milk ; put it on the fire ; when it comes a-boil, stir in as much ground rice as will make it like thick pottage ; have ready the whites of three eggs ; cast and mix them with the milk and rice off the fire ; put it on the fire again for a little, stirring it
it

them ; make puff'd paste ; lay a faucer of a midling size on the paste, and cut quite round by it ; let the apples be quite cold ; lay a spoonful of them in the middle of the paste ; then double the paste together ; wet it a little in the inside to make it stick together ; mark it neatly with a knife, or plait it with your fingers round the edges. You may fire them in the oven, or fry them in a frying-pan: they are best done in the oven.

You may make puffs of any preserved fruit or green gooseberries stov'd and mash'd like the apples ; you may make puffs of any good thing you please, such as an almond pudding : if you have any left over filling your dish, make one quite round, or in the shape of a star, for the middle, and lay the semicircles round it. If they are rightly made up, they are a very pretty dish.

To make Short Bread.

Take a peck of flour, and four pounds
of

of butter English, or three pounds Scots weight; put the butter on to come a-boil; make a hole in the flour, and pour the boiling butter in it; work the flour and butter a little while together; pour in a mutchkin of good yest amongst the paste; work it together, but not too much; divide the paste, and roll it out oval; then cut it through the middle, and plait it at the ends; keep out a little of the flour to work out the bread; flour gray paper, and fire the bread on it: if you make it sweet, allow a pound of sugar to the peck of flour at least; if you want it very rich, put in citron, orange-peel, and almonds, and strew white carvy on the top; be sure to mix the sugar and fruit with the flour before you wet it; remember to prick it well on the top.

To make a rich Bun.

To half a peck of flour stone and cut two pounds of raisins, clean two pounds of currants, take six ounces of orange-peel, the same weight of citron,

and as many almonds blanch'd and cut; mix all these together; take a drachm of cloves, a large nutmeg, half an ounce of Jamaica pepper, and half an ounce of ginger; beat them all well together; strew them on the fruit, and mix them very well; make a hole in the flour; break in a pound of butter Scots weight in it; pour warm water on the butter to soften it a little; then work the flour and it together; spread the paste, and pour on half a mutchkin of good yeast, and work it up very well, until the paste is very light and smooth; cut off about the third part of the paste for the sheet; spread out the rest of the paste on the table; put the fruit on it; pour about a gill of yeast over the fruit, and work the fruit and paste very well together, and make it up round; roll out the sheet round; lay the bun on the middle, and gather the sheet round it; roll it out to the thickness you would have it; run a fork through it in different parts down to the bottom, and prick it on the top; flour double gray paper
and

and lay the bun on it, and give it a cut round the side; put a binder of double paper round it to keep it from running too thin in the oven. The oven must neither be too hot nor too cold.

To make a Fourthpart Plumb-cake.

Clean and pick two pounds and a half of currants, three quarters of a pound of citron, as much orange-peel, half a pound of almonds; blanch and cut them all into pieces, not too small; take a fourthpart of flour, and break an English pound of fresh butter in it, the same way as you do the paste for the bun; give it half a mutchkin of good yeast; the paste must be very light and smooth wrought; cut off a piece for the sheet; take half an ounce of ginger, half an ounce of corriander seed, a few cloves, and about a quarter of an ounce of Jamaica pepper; all these must be finely beat, and about a quarter of an ounce of caraway seeds; mix all these together, and season the fruit with them, and pour a dram over the fruit. The fruit

and paste is wrought entirely in the same way as in the bun, and made up in the same manner.

To make a Seed-cake.

Dry a pound of flour before the fire, or in the oven; beat and searce a pound of sugar; weigh a pound of eggs; whisk the eggs and sugar together until it is very thick and white; have half a pound of fresh butter ready; cast it to a cream with your hand; when the eggs and sugar are cast, season them with beat ginger, cinnamon, and a few caraway seeds; put in the butter, and cast it with a timber spatula; have ready cut half a pound of citron, and as much orange-peel, and six ounces of almonds blanch'd; cut the orange-peel in narrow strips about an inch long; cut the citron in broad pieces; cut the almonds in two long ways; break the knots of the flour, and stir it in the sugar and eggs; when it is well mixed, put in the fruit, and mix all well together, but do not cast it much after the flour goes in; butter
the

the frame or hoop, and fire it in the oven. You may strew white caraways on the top, if you choose.

A Diet-loaf.

Take a pound of sugar beat and sifted: cast a pound of eggs with it, until it is very thick and white; then put in the seasoning; beat cinnamon, ginger, some caraway seeds, and a pound of dried flour: some choose it with a little butter, as you have in the feed-cake; but it is rather lighter without it; butter the frame, and fire it. You may strew caraway on the top of it, if you choose.

A Currant-cake.

Take a pound of fresh butter: cast it with your hand to a cream; cast a pound of eggs and a pound of sugar in the same way as in the above receipt; when the butter, eggs, and sugar, are well cast, mix them all together, and give them a cast: then mix in a pound of dried flour; cast them all very well, until the flour is quite smooth; then mix in.

a pound of currants pick'd and clean'd, and some caraway feeds; butter a frame, and put it in the oven.

To make fine Gingerbread.

Take two pounds and a half of flour; mix an ounce of beat ginger with it, and half a pound of brown sugar; cut three quarters of a pound of orange-peel and citron not too small; mix all these together; take a mutchkin and a half of good treacle, and melt it on the fire; beat five eggs; wet the flour with the treacle and eggs; weigh half a pound of fresh butter, Scots weight; melt it and pour it in amongst your other materials; cast them all well together; butter a frame, and put it in the oven. This gingerbread won't fire without frames. If it rises in blisters when it is in the oven, run a fork through it. It makes very fine plain bread without the fruit, with a few caraway feeds. All these cakes must be fired in an oven neither too hot nor too cold. The way to know when the cakes are fired enough,

is to run a clean knife down the middle of them; if the knife comes out dry, they are enough; if the least of it sticks to the knife, put it into the oven again.

To make common Biscuit.

Cast a pound of eggs with a pound of sugar pounded and sifted; dry a pound of flour; when the eggs and sugar are very thick and well cast, stir in the pound of dried flour and some caraway seeds; drop them on paper, and glaze them on the top with sugar.

To make the same Biscuit proper for beating to put in fine Puddings.

Keep out a little of the flour and all the seeds; and after they are fired fit for eating, put them in a cold oven to dry.

To make Savoy Biscuit.

Cast six eggs, and a pound of sugar pounded and sifted, until they are very thick and white; mix in three quarters of a pound of fine flour; drop them
oval

oval on paper; glaze them on the top with sugar, and send them to the oven.

To make Spunge Biscuit.

Cast nine eggs until they frothe; pound and sift a pound of fine sugar; then beat it up with the eggs till it is quite smooth; mix in three quarters of a pound of flour and the grate of a lemon or two; have the biscuit frames well buttered with fresh butter; fill them a little more than half full, and put them in the oven.

To make common Almond Biscuit.

Blanch a pound of sweet almonds; beat them up by degrees with the white of an egg, until they spread smooth between your finger and thumb; have ready pounded and sifted two pounds of fine sugar; pound and sift two hard bakes; cast the whites of thirteen eggs; beat the almonds and eggs together until they are very light; mix in the sugar by degrees, still continuing beating; mix the bakes with half a pound of
flour;

flour; then mix all together; drop them oval on paper, and glaze them on the top with sugar, and put them in the oven.

To make Ratafia Drops.

Blanch and beat a pound of almonds, the one half bitter and the other sweet; beat them with the white of an egg as in the former receipt; have ready three more whites of eggs; cast and mix them very well with the pounded almonds; then mix in by degrees a pound of fine sugar pounded and sifted; mix all well together; then drop them off the point of a knife on common white paper, about the bigness of a small coat-button; put them into a cool oven, and fire them.

To make Squirt, Fruit, and Shaving Biscuit.

Blanch and beat two pounds of sweet almonds, with two whites of eggs, till they are very smooth; pound and sift two pounds of fine sugar; have the whites of five eggs cast; mix the eggs

and almonds very well together in the mortar with the end of the pestle till they are quite white; then put in the sugar by degrees, stirring them constantly until they are thoroughly mixed; then put the stuff into a clean pan, and set it on a slow fire, keeping it stirring constantly until it becomes white and thin. Before you set it on the fire, have some white wafers ready; whenever the stuff comes off the fire, take about the third part of it, and spread it on the wafers; make it very smooth, and about the thickness of a common biscuit; score it with a knife about an inch broad, and the length of the wafer; but take care not to cut the wafer until after they are fired; then cut the wafer through with a penknife. After the shaving biscuit is dropt, the pan must be put on again until it becomes thin; then take the half of what is left in the pan and put it in a bowl; mix four ounces of orange-peel and citron in it cut small; drop them oval on the papers, and squirt the remaining part through a mould. You may turn
them

them round, or into any shape you please. All biscuit, except ratafia drops, do best to be dropt on gray paper. These fine biscuits take very little firing.

C H A P. V.

PRESERVES, PICKLES, &c.

To clarify Sugar.

To every pound of sugar allow half a mutchkin of water, the white of an egg to every two pounds; cast the eggs very well, and put them amongst the water break the sugar, and pour the water and the whites of the eggs upon it; let it stand to soften a little before you put it on the fire; stir it on the fire until the sugar is quite dissolved: when the sugar comes a-boil, and the scum rises very well, pour in a little cold water, and let it boil a little longer; it makes the scum rise the better: take the pan off the fire, and let it settle a little; then scum it, and lay the scum on a hair-scarce. All the

the

the fyrup will run from it, so that you will lose nothing but the dross; put the fyrup again on the fire; pour a little water on it when it comes a-boil: this brings up a second scum; let it boil a little: then set off the pan again; let it settle a little, and take off the scum, and then the fyrup is for use.

To make Smooth Marmalade.

Weigh the oranges; take the same weight of sugar as of oranges; wipe all the oranges with a wet cloth, and grate them: cut the oranges long ways in quarters: strip off the skins; scrape all the pulp off the inner skins with a knife, and pick all the seeds clean from them: then put on the skins to boil, until they are so tender that they will beat to a mass. When you take the skins off the fire, squeeze the water out of them, and scrape all the strings out of them: clarify the sugar; then take the pounded skins, and mix by degrees with the fyrup with a spoon, just as if you were breaking starch: when it is all well
mix'd,

mix'd, put it into the pan, and let it boil until the sugar is incorporated with it; then put in the pulp; let it boil until it is all of an equal thickness. You will know when it is enough, by its turning heavier in stirring, and of a finer colour: whenever it begins to spark it is enough; pound the grate in a mortar; take off the marmalade, and stir in the grate carefully; when it is all in, put on the pan again, and let it boil until it is all thoroughly mixed. You may keep out some of the grate, unless you choose it very bitter. If you save any of the grate, dry it, and keep it for seasoning.

To make Chip Marmalade.

Weigh the oranges, and take equal weight of sugar; clean and grate the oranges, as in the former receipt; cut them cross, and squeeze them through a sarse; boil the skins tender, so that the head of a pin will pierce them: when you take them off the fire, squeeze the water out of them, and scrape all the strings

strings from them ; cut them into very thin chips, and let them boil until they are transparent. As soon as the oranges are grated, pour some boiling water on them, and cover them up until you are ready to use them : when the chips are quite transparent, put in the juice, and strain the water through a sieve from the gratings in amongst the marmalade, and let all boil together until the juice jellies, which you will know by letting a little of it cool in a saucer.

It may be expected, that I might have given many more different receipts for making marmalade ; but I may venture to say, that there is not many ways of making it ; and I have tried, and found by experience, that these two receipts are the best.

To preserve whole Oranges.

Lay the oranges into salt and water for two days ; take them out of that, and wash them clean with fresh water ; lay fresh water on them, and let them lie a day in it, to take the salt out of them ;

them ; then grate or ridge them ; put them on in a close copper-pot with plenty of water about them ; let them boil until they are so tender that the head of a pin will easily pierce them ; take them out of the water while they are warm ; cut a round piece out of the top, and take out the pulp and the seeds with the shank of a tea-spoon ; clarify as much sugar as will cover and boil the oranges ; be sure not to scrimp them of syrup, nor put them into too small a pan. In this syrup, you must allow half a gill more water to the pound of sugar than the common syrup, otherwise the sugar would candy before it would penetrate into the orange, as they take a long time to boil ; keep them gently down amongst the syrup as they are boiling ; let them boil about three quarters of an hour ; then take off the pan, and let them stand until they are almost cold ; put them on the fire again, and let them boil until they are of a fine colour, and quite transparent ; put every orange into a small pot ; fill
up

up the orange with fyrup, and put on the tops ; put as much fyrup into each pot as will cover the orange. If you have not enough of fyrup left, you must make more, as the oranges spoil when they are not well covered with it.

To preserve Orange-skins.

Lay them in salt and water as you do the whole oranges ; grate them, and cut them through the middle ; squeeze out the juice, and pick out all the inner skins ; boil them until they are so tender that the head of a pin will easily pierce them ; be sure you scrape all the strings from them ; case the skins in one another, and put them into a pot that will hold them easily ; clarify as much sugar as will cover them, and pour the fyrup on the skins when it is quite cold. It must be a wide-mouth'd pot that will let in a saucer ; put a little weight on the saucer to hold down the skins amongst the fyrup ; let them stand for four or five days ; by that time the fyrup will become as thin as water. You must take

it

it off, and boil it up with more sugar, until the fyrup is of a proper thicknes; let it cool, and pour it on the skins again; let them stand for eight or ten days, and the fyrup will be thin again, though not so thin as before; take it off, and add more sugar to it; when it boils, scum it very clean; put in the skins amongst it, and let them boil until they are quite transparent; then case them one within another, and lay them in the pot, and pour the fyrup over them; be sure to have as much as will cover them, and lay them by for use. Three or four of the skins turned down, with a slice of preserved oranges between each of them, make a very pretty asset.

Preserved sliced Oranges.

Grate the oranges; cut them cros in thin slices; pick the feeds carefully out with a bodkin, but take care not to break the pulp; lay them in a flat bottom'd jar, one slice above another; clarify as much sugar as will cover them; and when the fyrup is cold, pour it
over

over them; put a weight on them to keep them down amongst the fyrup; let them stand two or three days; by that time the fyrup will be very thin; then turn out the slices on a hair-scarce to drain all the liquor from them; add as much sugar to the liquor as make it into a good fyrup; be sure to scum it always when it boils; put back the slices into the pot, and when the fyrup is cold, pour it on them; let them stand eight or ten days. You must repeat this a third time in the same manner: it is a long time before the fyrup penetrates into the heart of the raw oranges; let them stand for eight days longer; then pour off the fyrup, and boil it up with some more sugar; take off the scum; then put in the slices, and give them a hearty boil. When you put the slices in the pan, cover them with clean white paper. When the oranges have got two or three hearty boils, take them off the fire, and let them stand until they are almost cold, and don't take the paper off them; then put the slices neatly up,
and

and pour the fyrup over them ; be fure you have always fyrup to cover them. This is a very good and a very pretty preferve.

To preferve Orange Grate.

Boil the grated fkins tender ; pound them as for fmoth marmalade ; take one pound of fugar to a pound of the pounded fkins ; clarify the fugar ; and boil the fkins amongst the fyrup, juft as you do the fmoth marmalade ; when they are thoroughly boiled, ftir in as much of the grate as will make them like thick pottage ; let it get a boil or two to mix it well ; then pot it up for ufe. This is better for orange puddings, or any thing that is to be feafoned with oranges, than even fresh oranges or marmalade. You fhould dry the orange-grate as you gather it ; for although it is dry, it will make this conferve very well : likewise keep all the parings of your lemons ; pare them thin, and lay them by for ufe. When they are well
dried

dried, they will serve for seasoning any thing that lemon-peel should go into.

Orange Chips.

Take the thin pairings of oranges, and boil them in water until they are tender; clarify as much sugar as will cover them, and pour it on them when cold. You may let them lie for two or three days; then pour it off, and boil it up again: and when cold pour it over the skins. Do this three or four times, until the chips are transparent; then take them out of the syrup, and cut them into pieces of what length you choose; spread them on plates with the white sides upmost, until the syrup is dried from them; then candy them as you do the orange-peel.

To make Orange-peel.

Lay the orange skins in salt and water three or four days; then put them on with cold water, and let them boil until they are tender; scrape out all the pulp and strings; make and clarify as
much

much good rich fyrup as will cover them; case the skins one within another, and put them into a stone jar; when the fyrup is cold, pour it over them, and let them stand until the fyrup is thin about them; then pour it off them, and add more fugar to it; boil it up to a good fyrup, and when it is cold, pour it on the skins again, and let it lie on them until they are quite transparent; take the skins out of that fyrup; boil up some fugar to a candy height; then put in the skins, keeping them stirring from the pan until they begin to candy; take them up and spread them on sieves until they are cold.

To candy Angelica.

Take the angelica in the month of May, while it is tender; cut away the leaves; cut the stalks in pieces about a quarter long; lay them in cold water as you cut them; set them on the fire in a panful of water; let them boil tender and green; then take them out
and

and peel them ; and as they are peeled, throw them into a panful of warm water. For every pound of angelica take a pound and a quarter of double-refin'd sugar ; take the half of the sugar, and make it into a strong fyrup ; lay the angelica in the fyrup for eight or ten days ; then take it out of that fyrup, and put the other half of the sugar into the fyrup ; clarify, scum, and boil it candy height ; tie up the angelica to what shape you choofe ; then put it into the sugar ; let it boil dry amongst the sugar, keeping the pan always shaking. When it is enough lay it on sieves to dry.

To candy Flowers.

Take any kind of flowers you think pretty ; if the stalks are very long, cut off some of them ; clarify and boil a pound of fine sugar till near candy height ; when the sugar begins to grow stiff, and something cool, dip the flowers into it ; take them out immediately, and lay them one by one on a sieve ; dry them in a stove.

To

To make Red-currant Jelly.

Take the largest berries you can get; strip them off the stalks; do not put in green ones, nor the red hard berries that are at the end of the stalks, for they have neither juice nor taste. After the berries are stript, weigh them, and take the same weight of single-refined sugar; clarify the sugar, and let it boil to candy-height, which you will know by the sugar boiling thick like pottage; take up some of the fyrup with a spoon, and if it hangs in broad flakes when you pour it out, it is enough; then throw in the whole berries into the fyrup, and let them boil very fast for ten or eleven minutes at the longest; then lay a hair-scarce on a deep can; pour it into the scarce, and all the jelly will run through; stir the berries gently up with a spoon; but take care you do not bruise any of them, for by so doing the whole will run through; there will be nothing left in the scarce but the skins and seeds. While the jelly is running through, cause

clean the pan it was boiled in, and turn back the jelly into it: warm it on the fire, but take care it do not boil; so pot it up. This manner of making jelly preserves more of the pure juice of the fruit than by straining them through a cloth, which spoils the flavour and colour; and it neither candies nor runs, which in the common way of making it is apt to do.

White-currant Jelly.

Bruise the berries with the back of a spoon, and run the juice through a jelly bag. To every mutchkin of juice take a pound of double-refined sugar; clarify and boil it to a candy-height; then put in the juice, and let it boil about ten minutes; take off all the scum that comes from the juice; put it through a searce, and then put it up in pots.

Black-currant Jelly.

To three pints of black currants take one pint of red; strip them from the stalk; put them with half a mutchkin
of

of water into a can, and tie them close up with some folds of paper; then put the can into a pot of water, and let it boil about twelve hours; but take care none of the water goes into the can; and as the water boils down, you may add some more to it; turn the berries into a searce; bruise them with the back of a spoon on the side of it; then gather all the bruised berries together, and put them into a clean bowl; pour on a mutchkin of water; bruise them well with a spoon; turn them into a searce, and let them stand all night; let the water that runs through be put amongst the juice; by so doing, you get the whole strength of the berries. This is much better than straining through a cloth, which both spoils the taste and colour of the fruit. To every mutchkin of juice take a pound of sugar; clarify and boil it to candy-height; then put in the juice; let it boil a quarter of an hour, taking off the scum as it rises, and then pot it up.

To preserve whole Currants.

Pick all the berries off the stalks, or clip them off with a pair of scissars, which is neater; likewise the black tops of the berries; but take care you do not break the berries; take equal weight of single-refined sugar and currants; keep out a little of the sugar, which pound and searce, and clarify the rest, and boil it candy-height; take the half of the berries, and throw them into the syrup; let them boil eight minutes, as you do the jelly; run them through the searce in the same way. When it is all through the searce, put it into the pan; and whenever it comes to boil, put in the whole berries, after strewing them over with the pounded sugar, and let the whole boil together five minutes; then take them off, and pot them up. White currants may be done in the same way; only be sure you use double-refin'd sugar. This is a pretty preserve in glasses or fine tarts. If you have a mind to do a few of them upon stalks, you must make a
small

small hole in the side with the point of a pin; and pick out all the seeds; strew a little pounded sugar on the bottom of a plate, and lay every stalk separate; strew some of the pounded sugar over them; put them in at the same time with the whole berries: when they are done, you can easily separate the berries on the stalks from the whole ones; put them into glasses, and fill them up with the jelly, and let the ends of the stalks be uppermost in the glasses.

An excellent way of doing Currants for present use.

Cast the whites of two or three eggs, until they drop from the spoon like water; take the largest and best red currants you can get; keep them on the stalks; have some double-refined sugar pounded and sifted; take every stalk of the berries by itself; dip them in the eggs as above; and while they are wet, roll them gently in the sugar; lay them so as not to touch each other on a sheet of clean white paper before the fire to
 K 3 dry;

dry; but take care you don't burn them; put them on a china plate, and so send them to table. If there are any green berries at the end of the stalk, be sure to pick them off.

To preserve Raspberries whole.

Take the best you can get; and to every pound of them take a pound and a half of single-refined sugar; clarify and boil it candy-high; keep a little of the sugar out to pound and sift; when the sugar is ready, put in the rasps, and let them boil as quick as possible; strew the pounded sugar over them as they boil; when the sugar boils over them, take them off the fire, and let them stand until they are almost cold. To every pound of rasps put half a mutchkin of currant juice, which put in amongst them; then put the whole on to boil, till the syrup hangs in flakes from the spoon; keep scumming as they rise; then take it off, and put it in pots or glasses.

Straw-

Strawberries are preserved in the same manner.

To make Raspberry Jam.

Pick and clean the berries well. To every pound of berries take half a mutckin of the juice of currants, and a pound and a half of lump sugar; pound it, and put it into a pan, a row of fruit and a row of sugar alternately; let the whole stand in the pan some time before you put them on the fire, to soften the sugar; boil them on a quick fire, and when they fall to the bottom they are enough.

To preserve Green Gooseberries.

Take the largest and greenest gaskens you can get; cut off the black tops, and leave the tails; slit them down the side with a pin, but not too long; put in a bowl as much water as will cover them; beat a good piece of alum; put it into the water to dissolve. As you cut and open the berries, throw them into the water until they are all done;

then put them on the fire to scald, but take care they don't boil; take them out very carefully with a skimmer, and spread them on the back of a sence to drain the water from them. You must not lay one above another, for bruising them. Weigh the berries before you do any thing to them; and to every pound of berries take two pounds of double-refin'd sugar; clarify the sugar. You may lay by near one half of the syrup, and the other half put in a pan until it boil; then put in a few of the berries carefully; let them boil just one minute; take them up carefully, and put them into small pots; repeat boiling the rest in the same manner and time until they are all done; put the syrup through a sence, to keep out the seeds; pour it hot upon the berries, and lay some light thing over them to keep them down amongst the syrup; let them stand five days; then drain all the syrup from them, which will be very thin; add to it a part of that kept out; let it come to boil; throw in the berries, and give them

them another minute's boiling as at first, and lay them by in the same manner as before; let them stand ten days; add new fyrup to the old, and give them the same boiling as before; put them up and let them stand other eight or ten days. If they are not green enough, give them another boil in the same way; be sure every time you take off the fyrup to run it through a searce, which takes out the seeds better than picking them out with a pin, and much easier. When they are so done, and quite cold, cover them up close with paper.

To preserve Red Gooseberries.

Take the best Mogul berries; take off the black tops, and leave the stalks, as in the preceding receipt; take equal weight of berries and single refined sugar; clarify the sugar; make a very small slit in the berries with a pin on the side, which lets the sugar go through them. When the fyrup is ready, put in the berries, and let them boil till the sugar is quite into the heart of them,

and become transparent; then take them up with a skimmer; put them into pots, and run the fyrup through a searce, to keep out the seeds; put the fyrup into a pan again, and let it boil until it ropes from the spoon; then pour it on the berries; don't let the berries boil on too strong a fire. You may put them into glasses, as they look very fine.

To make Gooseberry Jam.

Take the same weight of powder-sugar as of berries; put in the berries, strewing the sugar over them as you put them in; pour half a mutchkin of water over them; put them on a slow fire; let them boil slowly a little time; skim them as clean as you can; then put a quicker fire to them; let them boil till they are very clear, and will jelly. So pot them up.

To make Gooseberry Jelly.

Fill a stone jar with ripe gooseberries; cover it close up with paper; put it

it in a pot of water; let them boil until they are quite tender, just as you do black currants; then put them through a searce. To every mutchkin of juice take a pound of single-refin'd sugar; clarify it, and boil it candy-high; then put in the juice, and let it boil till it jellies, which you will easily know by letting a little of it cool on a saucer; take off any scum that rises from the fruit before you pot it up.

To preserve Cherries.

Cut off part of each stalk. To every pound of cherries take a pound of single refin'd sugar; clarify and boil it candy-high: put in the cherries, and let them boil as quick as you can, until the fyrup entirely covers them: when they have boiled a little time, scum them, and let them stand till next day. To very two pounds of cherries take a mutchkin of the juice of red currants, and allow a pound of sugar to the mutchkin of juice; pour off the fyrup from the cherries, and put it on the

K 6 fire

fire with the currant-juice ; let it boil ; scum it, and then put in the cherries ; let all boil together for two or three minutes ; and when they are almost cold, place them in pots or glaffes, and pour the fyrup over them.—Morella cherries are better than the common ones ; but as the feason of them is late, the currants are commonly over before they are ripe ; in that case, you must take currant-jelly.

To preserve Cherries with Stalks and Leaves.

Take the largest May-duke cherries ; gather them carefully with the stalks, and some of the leaves on them ; take some strong vinegar, and beat a little alum in it ; put it on the fire, and let it boil ; then dip in the stalks and leaves, and give them a little boil in the vinegar, (but take care you don't let the cherries touch the vinegar) ; then lay them on a searce to dry ; clarify two pounds of double refin'd fugar. While the fyrup is boiling hot, dip the cherries,
stalks,

stalks, and leaves in it. When they are scalding hot, take them out again, and lay them on the searce; then boil up the syrurp candy-high; dip the cherries into it again; then lay them again on the searce; dry them in the sun, or in a drying stove; turn them frequently whilst on the searce.

To preserve Apricots.

Take the largest and best you can get, just ripe, and no more; open them at the crests with a knife, and thrust out the stone with a bodkin; pare them as thin as you can. To every pound of apricots take a pound and a half of fine sugar. As you pare them, strew some pounded sugar on them; clarify the remainder of the sugar; put the apricots in the syrurp, and let them lie till the syrurp is almost cold; then put them on a slow fire, and let them simmer on the fire a little; cover them with white paper; set them off the fire, and let them stand until they are almost cold; then put them on again, and bring them

to

to a simmer; repeat this three or four times, letting them be almost cold before you put them on; by this time the sugar will be well incorporate with them; then put on, and bring them to the boil; let them boil until they are quite transparent. If you choose you may blanch the kernels, and put them in amongst them at the last boiling. So pot them up.

To make Apricot Jam.

Stone and pare the apricots; take equal weight of sugar and fruit; clarify the sugar and boil it candy-height; put in the apricots, and let them boil very thick, until they are well broke. You may bruise them with a spoon as they boil: you may boil a little white currant jelly with them, for they are much the better of it; blanch the kernels, and mix with them just before you take them off. This makes very fine tarts.

To preserve Green Gage Plumbs.

Pluck the plumbs when full grown,
with

with the stack at each, and a leaf, if you can; let them lie in cold water twenty-four hours; take them out of that water; put two or three green-kail blades in the bottom of a clean brass-pan; put in the fruit, with as much water as will wholly cover them; strew a little pounded alum amongst them; put them on a clear fire; and when they rise to the top, take them out, and put them in a bowl with a little warm water about them; clean the pan again; put in a fresh green-kail blade in the pan; put as much boiling water on them as will cover them, with a little more pounded alum; cover them with a cloth; let them stand a quarter of an hour; take them out of the water; weigh them, and take equal weight of double-refin'd sugar; pound the sugar; clean the pan again; put in the fruit, and strew the pounded sugar amongst them, and a little water; set it on a clear fire, and let it simmer and boil slowly, until the fruit is green and transparent; put the fruit in pots; boil the syrup a little longer;

longer ; and when it is cold, pour it on the fruit ; let them stand two or three days ; then pour off the fyrup ; boil it up with more fugar to a strong smooth fyrup : when it is cold, pour it on the fruit, and close them up ; and as the skin will shrivel down, you must take it gently off.

To preserve Magnum Plumbs.

Take the plumbs before they are too ripe, and give them a slit on the hollow side with a pen-knife, and prick them with a pin ; take scalding hot water, and put a little fugar in it ; put in the plumbs ; cover them close up, and set them on a slow fire to simmer ; take them off, and let them stand a little ; put them on the fire again to simmer, but take care they do not break ; clarify as much fugar as will cover the plumbs, and boil it to candy-height : when the plumbs are pretty tender, take them out of that liquor, and put them amongst the fyrup when it is almost cold, till they are very transparent ;
skim

skim them, and take them off; let them stand about two hours; then set them on, and give them another boil; put them in pots or glasses; boil up the syrup very thick; and when it is cold pour it over the plumbs.

To keep common Plumbs for Tarts.

Put the plumbs into a narrow-mouth'd stone-jar. To every twelve pounds of plumbs take seven pounds of raw sugar, and strew it in amongst the plumbs as you put them in the jar; tie up the mouth of the pot very close with several folds of paper; put them into a slow oven and let them stand until the sugar has quite penetrated them, and then they are enough.

To preserve Peaches.

Put the peaches into boil'd water, but don't let them boil; take them out, and put them into cold water; then lay them between two cloths to dry. To every dozen of peaches clarify a pound of sugar; when you take the peaches
out

out the cloth, prick them with a pin; put them into a close-mouth'd jar; and when the fyrup is cold, pour it over them, and fill up the jar with brandy; put a wet bladder on the mouth of the jar; and tie leather above it.

To preserve Pears.

Take the best preserving pears new pluck'd; make a small hole at the black end with a small ivory bodkin, and pick out the seeds; pare them very thin; weigh them, and take equal weight of fine sugar; take half a mutchkin of the water that boil'd the pears to each pound of sugar; clarify it, and put in the pears; let them boil until they are soft. When you put the pears into pots, boil up the fyrup again, and pour it over them: when it is quite cold, put a clove into every pear where the eye was cut out; cover them with the jelly of apples and so pot them up.

To preserve Pears red.

Take the largest pound-pears when
full

full ripe; pare them, and put them into as much water as will cover them; pound a drop or two of cochineal, and put it into the water; let them boil till they are tender; keep them close covered while the fyrup is making; weigh them, and take equal weight of sugar; clarify it; then put in the pears; squeeze the juice of a lemon amongst the fyrup, and cut the thin pairing of the lemon as small as you can, and put in it: let them boil until they are red and transparent; then put them into pots; and when the fyrup is cold, pour it over them; cover them with the jelly of red gooseberries; pick out the feeds, as in the preceding receipt, and put a clove into every pear.

To make Apple Jelly.

Pare a dozen of good tart apples; take a pint of water; cut the apples in very small bits, and throw them into the water as you cut them, to preserve their colour; let them boil until the whole substance is out of them, and
the

the water half wasted ; then put it into a hair-scarce ; let them stand until all the water is drain'd from them. To every mutchkin of the liquor take a pound of fine sugar ; cast the white of an egg or two, and put in amongst the sugar and liquor ; put them on the fire, and keep them stirring until the sugar is melted ; when it boils a while, take off the scum, and put in the juice of a lemon or two, as you like it of tartness. You may boil in a piece of the rhind along with them ; let it boil until it jellies, which you will know by putting a little of it on a saucer to cool ; take all the scum clean off, and take out the lemon. So put it up.

Chip and Jelly of Apples.

Prepare the apples in the same way as in the foregoing receipt for the jelly ; pare the apples, cut them in slices, and then cut the slices into long chips (as you do the chip marmalade) ; put them amongst cold water. You may weigh two pounds of apples before you pare them.

them. To each chopin of juice allow two pounds of fine fugar, and a pound and a half for the two pounds of chips; put on all the fugar and juice; clarify it with the eggs as you do the jelly; when the fyrup is well fcummed, fqueeze in the juice of three lemons, put in it fome of the parings of the lemons: drain the water from the chips, and put them into the fyrup; they must boil on a quick fire; let them boil until the chips are quite tranfparent. You must be fure that they are very firm apples. The true leadington answers very well, or the pippins. This is a very pretty preferve, either in glaffes or fine tarts.

To preferve Apples green.

Take the large coddling, or any other hard green apple; they must be newly pulled; cut them in quarters, and cut out the core; put them into a brafs pan, with hard water and a little pounded alum; turn the green fide downmoft; let them fimmer on a flow fire, but don't let them boil; they are enough
when

when you take off the skin without any of the fruit adhering to it; and after they are all peeled, put them on again amongst the same water, with two ounces of sugar; keep down the green side, and let them simmer gently for a little while; put them on and off the fire until they turn green; they must not be long at a time on the fire, as they would become too soft; take out the apples from the liquor, and lay them on a dish. To every pound of apples clarify a pound of fine sugar; when the syrup is ready put in the apples, and give them a quick boil, until they are transparent; take them out of the syrup, and boil up the syrup until it is pretty thick. When the apples and syrup are cold, put them into pots; let them stand some days, and if the syrup is turned thin, pour it off the apples, and give them a boil in it; and when they are cold, put them into pots, and close them up. You may look at them in a fortnight after; and if the syrup is turned thin, boil them up again as before.

Apples

Apples in Syrup.

Take firm round apples; take out the cores; pare them, and throw them into cold water as you pare them; clarify as much fine sugar as will cover them; put them into the syrup, and let them boil on a quick fire until the apples are transparent; turn them often in the pan that the sugar may boil over them: place them neatly in a china dish, and pour the syrup about them; put in the juice of a lemon when the syrup is clarified. If you have any preserved barberries, you may put in two or three sprigs of them on the top of the apples. This is a very pretty dish for present use.

To preserve Cucumbers.

Take the greenest, and not too large, cucumbers you can get, and lay them in a strong pickle of salt and water; let them lie four days; take them out of that pickle, and put them in a fresh one as strong as the former, and let them

them lie as long in it as in the first; wash them out of that in clean water, and lay them in plenty of fresh water for twenty-four hours; lay a weight on them to hold them down; make a slit in one of the hallows with a pen-knife, and take out all the pulp; lay green blades in the bottom of a pan; then put the cucumbers into the pan; take equal quantity of vinegar and water; more than cover them; put in a good piece of pounded alum and saltpetre; strew it in the pan; cover up close with more green blades; put them on the fire, and let them be near the boil; set them off the fire, and let them stand for an hour or more; set them on again, and give them a good quick heat, but not to boil; set them off, and let them stand as long as before; then put them on the fire again, and give them a quick boil. When that is done, they will turn green; take them up and spread them between two cloths, with the cut side undermost; take thin pairings of lemons, white pepper, sliced ginger, some blades
of

of mace; mix all these together, and stuff the cucumbers full of them; then lay them in a flat-bottom'd potting-can with the cut side up; have as much double-refin'd sugar clarified as will cover them. When the fyrup is cold pour it over them; cover them with a plate and a weight above it, to hold them down amongst the fyrup. When the fyrup is quite thin about them, pour it off; add more sugar to it, and boil it up to a good fyrup, and when cold, pour it over the cucumbers; let it stand on them for eight or ten days; then pour it off, and boil it up again with more sugar. You must continue so doing for every eight or ten days, until the sugar be quite into the heart of them, and the cucumbers of a fine green, and that the fyrup remains thick about them, then you may pot them up for use: throw in amongst the fyrup, when you pot them up, some whole white pepper and ginger; for they cannot be too much flavoured of the spices. You may cut them into what shape you please when

L

you

you send them to the table alongst with other preserves.

To preserve Melons.

Take the melons before they are quite ripe ; lay them in salt and water two days ; take them out of that pickle, and lay them in cold clean water another day ; green them the same way as the preserv'd cucumbers : when they are green'd, cut a small bit out at one of the ends, and scoop out all the pulp. Do the syrup the same way as for the cucumbers ; let it be quite cold or you put it on the melons ; throw in a good deal of lemon-peel and cassia buds, and some sliced ginger amongst the syrup ; and the last boiling you give the syrup put in some of the juice of lemon.

To preserve green Almonds.

Pluck the almonds when not full grown, but so tender that a pin will pierce through them ; rub them with a clean cloth, and put them into boiling water for three or four minutes, until
the

the outer skin will rub off with a cloth, have ready some thick fyrup, and put the almonds in it, and let them boil two minutes; take them out of the fyrup; and boil the fyrup a little longer, and pour it on them; repeat the boiling the fyrup five or six days, until the fyrup remains thick on them, and that it is penetrated into them. Boil some rock alum also in the water.

All green and white preserves must be done with double-refin'd sugar, else they won't be pretty. Another thing to be minded is, that there is no other pans fit for preserving or pickling but bell-metal or brass ones, and these must always be clean scour'd before you use them.

To preserve Barberries.

Take the largest and finest sprigs of barberries you can get; lay them carefully in a stone flat-bottom'd pot; clarify as much fine sugar as will cover them: when the fyrup is cold, pour it

over them; let it stand until the fyrup becomes thin; then pour it off them, and add more fugar to it, and boil it to a pretty strong fyrup; when cold, pour it over them again, which you must repeat until the fyrup is incorporated with the berries, and that they are transparent, and the fyrup remains thick about them; then pot them up for use. When you use them, take them up in whole sprigs; put them into glaffes with the fyrup about them; they look very pretty. They are a very pretty garnishing to milk-dishes.

Be fure to put paper dipped in spirits close on all preserves, or in fine oil, which is rather better for keeping them from candying than the spirits; take care not to keep them in a damp place, nor in a place too drying.

To make Lemon-fyrup.

Cut the lemons, and squeeze out the juice; put it into a stone or china mug; a silver tankard is better, if you have it; let the juice stand until it is clear;
then

then pour it off from the grounds : let none of that go in. To every mutchkin of juice beat and sift two pounds of double-refin'd sugar, and stir it in amongst the juice until it is dissolved ; clean the tankard, and put the syrup into it ; put the tankard into a pot of cold water, and let the water boil about it for a quarter of an hour ; then take it out of the water, and let it stand all night ; take off the scum and when the syrup is cold, bottle it up. If it is in a mug, you must tie several folds of paper about the mouth of it before you put it into the water.

Syrup of Clove-Julyflower.

Cut all the white ends of them. To every pound of flowers put on a chopin of water, and about a dozen of cloves ; put them into a stone pot, and tie them close up with paper, and put it into a pot of cold water ; let it boil about them for five or six hours ; take care the water does not boil into the pot ; then take them out, and squeeze them through a
L 3
clean

clean cloth. To every mutchkin of juice take a pound of fine sugar ; put in the white of an egg to clarify it ; scum it very well as it boils up ; when cold, bottle it up.

Syrup of Violets.

Pick them off the stalks. To every pound of violets pour on a mutchkin of boiling water ; cover them up close, and let them stand for twenty-four hours ; then strain it. For every mutchkin of juice take two pounds of double-refin'd sugar, pounded and sifted, and put it in by degrees ; and when the sugar is quite dissolved, bottle it up.

Syrup of Pale Roses.

Fill an earthen pot with roses ; pour boiling water over them ; cover them up, and let them stand all next day ; strain them through a clean cloth, and add as many fresh roses to the liquor as you had before ; set them on the fire, and let them boil until they are strong ; then strain it. To every mutchkin of
juice

juice take a pound of fine fugar, and mix it in with the juice; put in the white of an egg or two to clarify it; then put it on the fire to boil; it must not boil too long; scum it very well, and when cold bottle it up.

Syrup of Maidenhair.

Take half a pound of maidenhair, and half a pound of liquorice-stick; peel off the skin, and slice it down; take an ounce of tissilago; put them all into a pot that will hold a pint; fill the pot with water; tie it close up, and put it into a pot of cold water; set it on the fire, and let it boil for seven or eight hours; then strain it through a cloth. To every mutchkin of juice take a pound of white fugar-candy; clarify it with the white of an egg; let it boil well; scum it, and when cold bottle it up.

Syrup of Turnip.

Wash the turnip very clean, and dry them with a cloth; grate them down and strain them through a clean cloth. To

L 4

every

every mutchkin of juice take a pound of sugar-candy; clarify it with the white of an egg; let it boil well; scum it, and when cold bottle it up.

Syrup of Nettles.

Take the red nettles in the spring of the year; pick and wash them very clean through two or three waters; beat them in a mortar, and squeeze out the juice; let it stand twenty-four hours to settle; then pour all the clear juice from the grounds. To every mutchkin of juice take a pound of sugar-candy, and clarify it; boil and scum it, and when cold bottle it up.

Conserve of Roses.

Take the buds of the true scarlet roses; clip off all the red part. To each pound of roses beat and sift two pounds of fine sugar; pound the roses very well in a marble mortar; then stir in the sugar by degrees, and continue pounding until all the sugar is thoroughly incorporated with the roses. If you think
it

it too thin, add more fugar, until they will receive no more.

To make Tablets.

Clarify some fugar. To every pound of fugar take half an ounce of cinnamon finely pounded and searced. The fugar must boil until you can blow it like bladders through the holes of the skimmer; then mix in the cinnamon; take the pan off the fire, and press the fugar against the side of the pan with the back of a spoon, to make it grain; butter a smooth stone very well, or a clean pewter dish, or a sheet of clean white paper. You may pin it up at the corners; pour the tablets on either of these; let it stand some time; then score it with a knife in squares, and when it is quite firm take it off.

You may make ginger-tablet the same way; and to the pound of fugar take a quarter of an ounce of ginger finely beat and sifted. You may put in more, if you love it strong-flavoured of

the ginger. Superfine cinnamon-tablet must be made with the very finest of sugar; and in place of the pounded cinnamon, you must put in two tea-spoonfuls of the oil of cinnamon. Be sure to mix the seasoning well amongst the sugar before you turn it out of the pan.

To make Barley-sugar.

Wash a little barley, and put it on with boiling water; let it boil a little; then turn out that water, and pour more boiling water on it; put on a pennyworth of liquorice-stick; let it boil until all the strength is out of it; then pour off the liquor, and let it stand to settle, and pour all the clear from the grounds; take half a mutchkin of it to the pound of sugar; clarify it with whites of eggs. It must be on a soft equal fire: you must not stir it much on the fire; it must be boiled until it crackles. This is a higher degree of boiling the sugar than blowing. The way to know it, is to dip a small stick into clean water; then put it into the boiling sugar, and try it with your teeth;

bers you can get, before they begin to turn yellow ; make a pickle of salt and water so strong as to carry an egg ; let them lie four days in it ; make a slit in one of the creffes ; scoop out all the pulp ; mix some black and Jamaica pepper, according to the quantity of cucumbers ; cut down three or four nutmegs ; slice some ginger, cloves, and some blades of mace ; mix all these with a little mustard-feed ; fill up every cucumber with these spices, and put a single clove of garlick into every cucumber ; then tie them round with thread to keep in the spices ; lay green-kail blades in the bottom of the pan ; lay in the mangoes, and strew a good deal of pounded alum over them ; then put in an equal quantity of water and vinegar, more than will cover them ; put in along with the alum a bit of saltpetre ; cover them up with blades, and put them on the fire ; give them a good heat, but don't let them boil ; take them off, and let them stand an hour ; then put them on again and repeat this for two or three

three times: the last time you put them on, let them boil until they are of a good green; then take them out of that, and lay them between the folds of two cloths, with the cut side undermost to dry; then clean the pan, and take as much strong vinegar as will cover them; put them into your pots, and pour the vinegar boiling hot upon them; put amongst them any of the spices that was left from filling them up; cover them with two or three folds of a clean cloth until they are cold.

All green pickles are done in the same way as the mangoes; such as small cucumbers, kidney-beans, samphire, radish pods, Indian cresses seed, &c.

To pickle Walnuts.

Take full-grown walnuts before the shells turn hard, so that you can run a pin easily through them; prick every nut with a big pin; boil a pickle of salt and water so strong as to bear an egg; scum it when it boils, and pour it hot
on

on the nuts ; lay a weight on them to hold them down, and every four days make a new pickle as strong as the first ; continue so doing for four or five times ; and when you take them out of the last brine, rub each nut with a clean coarse cloth ; boil as much strong vinegar as will cover them ; take black and Jamaica pepper, cloves, and mace ; cut two or three nutmegs ; slice a piece of ginger and a piece of horse-radish ; put in three or four spoonfuls of mustard-seed, and a few cloves of garlick ; strew in the spices amongst the walnuts as you put them in ; then pour the vinegar boiling hot on them, and cover them up with two or three folds of a clean cloth.

To pickle Mushrooms.

Take the small white buttons ; throw them in milk and water ; take them out of that, and rub every mushroom with a piece of clean flannel ; and as you rub them, throw them into clean milk and water ; then put them into a pan of
clean

clean cold water with a little bit of alum; put them on the fire; let them be near the boil, but not to boil; take them off, and spread them between two cloths to dry; have ready boil'd as much of the strongest vinegar as will cover them; then put the mushrooms into bottles with whole white pepper, cloves, mace, and ginger. The vinegar must be quite cold before you put it on them; put a little sweet oil on the tops of the bottles; cork and tie them up very close with a piece of leather.

To pickle Cauliflowers.

Take the cauliflowers when they are no larger than a small turnip; take away all the green leaves from them; put on some milk and water; and when it boils, put in the flowers, and scald them in it; take them off, and lay them between two cloths to dry; and when they are dry, put them into a jar: put in whole white pepper, mace, cloves, and a bit of ginger, amongst them; boil as much of the best vinegar as will cover

ver them; you must let it be cold before you put it on them : you must be sure that the cauliflowers be hard, white, and free of all blemishes. You may pickle turnip in the same way, but turn them out with a turner : if you have none, pare and cut them down very neatly in pieces about the size of a walnut.

To pickle Onions.

Take small hard onions ; the silver onions are the best; put them into a pan with cold water, put them on the fire, and let them be very near boiling; then take off the skins, and lay them between two cloths till they are cold ; put in white pepper, mace, cloves, and ginger, amongst them ; boil some vinegar, and when it is cold pour it on them.

To pickle Red Cabbage.

Cut down the cabbage in very thin slices, and strew a good handful of salt in amongst them; press them down in a can, and let them stand twenty-four hours ; then squeeze all the juice very well

well with your hand out of them; mix some black and Jamaica pepper and cloves with the cabbage; pour vinegar boiling hot upon them; cover up the mouth of the can with two or three folds of a cloth, and when they are cold close them up.

To pickle Bitroot.

Put the bitroot into a pot full of boiling water; take care not to cut nor break any of the small fibres nor the shaws: when they are boiled tender enough, let them cool a little, and take off the skins with a coarse cloth; slice them down into a pot, and put in some black and Jamaica pepper and cloves among them, and fill up the pot with cold vinegar. If you have a mind to dye any of the turnips or onions red, put them in amongst the bitroot. You may slice a few onions, and throw in amongst pickled cabbage; it gives them a good relish.

To

To pickle Barberries.

Take equal quantity of vinegar and water ; into a chopin of that put half a pound of kitchen-sugar and a little salt ; then pick out the worst of the berries ; bruise them in a mortar, and put them in amongst the liquor ; boil it till it is of a fine colour ; let it stand to cool, and then strain it through a cloth ; put the best of the barberries into a jar, and when the pickle is cold and settled, pour it on them.

All pickle should be covered up with a wet bladder, and a piece of leather tied above ; a wooden or horn spoon is the best for lifting pickles.

To make Pickle-Lillo, or Indian Pickle.

Take a pound of white ginger ; let it lie one night in salt and water ; scrape and cut it into thin slices, and put it in a large stone-jar with dry salt, and let it remain till the rest of the ingredients are ready ; take one pound of garlick ;
peel

peel off the skins ; salt it three days ; then wash it and salt it again, and let it lie three days longer ; then wash it, and put it in a sieve, and dry it in the sun ; take two ounces of long pepper ; salt and dry it, but not too much ; take one ounce of white mustard seed, two ounces of turmeric root ; pound it well, and tie it in a muslin rag, and throw in all these ingredients into a well-glaz'd earthen jar, putting a quart of strong white-wine vinegar to them, just cold ; do not boil it ; and if at any time the liquor dry up, add some more vinegar ; take the white kind of cabbages ; cut them into quarters ; salt them three days ; squeeze the water from them, and dry them in the sun ; do the same to cauliflowers and celery, only the white part of the celery : French beans, salad, and asparagus, should only lie two days, and have a boil in salt and water, and be dried in the sun, and thrown into the pickle ; keep them very close. White cucumber, or plumbs and apples, may be done in like manner with this pickle.

To

To make Sugar Vinegar.

To every pint of water take half a pound of raw sugar; let it boil, and scum it as long as the scum rises; put it into a barrel that will hold it; and when it is as cold as when you put barm (yeast) to wort, soak a toast of bread in barm, and put to it; let it stand until it give over hissing; then bung it; let it stand in an equal warm place. If you make it in April, it will be ready against the season of making pickles.

To make Gooseberry Vinegar.

To every pint of gooseberries allow three pints of water; the berries must be quite ripe; bruise them with your hand; boil the water, and let it be cold, and then put it on the berries; let it stand twenty-four hours; then strain it through a clean cloth. To a pint of that juice put half a pound of raw sugar; mix it well, and when the sugar is dissolved, barrel it up; it must stand nine or ten months at least. This is a very strong vinegar.

To

To make Ketchup.

Take the largest mushrooms you can get, and cut off a bit of the end that the earth sticks on; break them in small pieces with your hands; as you break them, strew salt on them; let them stand twenty-four hours; then turn them into a hair-scarce, and stir them often in the scarce to let the juice run from them. When you have gathered all the juice you can get, run it through a flannel bag. To every pint of juice allow an ounce of black and Jamaica pepper, two nutmegs bruised, two drops of mace, two drops of cloves, and a piece of sliced ginger; clarify it with the whites of eggs; and when it is very clean scummed, put in the spices, and let it boil until it tastes very strong of the spices; when cold, bottle it up, and put the spices into the bottles; pour a little sweet oil into each bottle; cork them, and tie a piece of leather above the corks.

To make Walnut Ketchup.

Take the walnuts when they are full
grown,

grown, before the shell turn hard; prick them with a pin; make a strong pickle of salt and water to bear an egg; pour it boiling hot on the walnuts, and let them stand for four days; take them up, and wash them with clean water, and dry them with a cloth; beat them very well in a mortar. To every hundred walnuts put on two bottles of strong stale beer; the stronger the beer is the better; let it stand ten or twelve days on the walnuts; then run it through a cloth, and strain it hard to get all the juice out; then run it through a flannel bag; put it on the fire; clarify it with whites of eggs; when it is clean scummed, put in black and Jamaica pepper, cloves, nutmegs, mace, sliced ginger, horse-radish sliced, and a quarter of a pound of anchovies; let them boil until they are strong of the spices; then run it through a searce; divide the spices equally amongst the bottles, and put in a single clove of garlick into each bottle; when the ketchup is cold, cork it up as the other ketchup.

To make a Twenty-pint Barrel of Double Rum Shrub.

Beat eighteen pounds of single refin'd sugar; put it into the barrel, and pour a pint of lemon and a pint of orange juice upon the sugar; shake the barrel often, and stir it up with a clean stick till the sugar is dissolved. Before you squeeze the fruit, pare four dozen of the lemons and oranges very thin; put on some rum on the rhind, and let it stand until it is to go into the barrel: when the sugar is all melted, fill up the barrel with the rum, and put in the rum that the rhind is amongst along with it. Before the barrel is quite full, shake it heartily, that it may be all well mix'd; then fill up the barrel with the rum, and bung it up; let it stand six weeks before you pierce it. If you see it is not fine enough, let it stand a week or two longer.

To make the true French white Ratofia, which is one of the best compounded Drams.

To two pints of brandy take four ounces of the kernels of apricots and
peaches;

peaches ; bruise them in the mortar ; take the thin parings of a dozen of lemons and six oranges ; bruise an ounce of coriander seed ; break half an ounce of cinnamon in small bits, and take twenty whole cloves ; mix all these materials with the brandy. You may let them stand a month or six weeks, stirring them often ; put it through a searce, and take a pound and a half of fine sugar ; clarify it, and mix it with the spirits ; then bottle it ; put the corks loose in, and let it stand until it is quite fine ; pour it from the grounds into other bottles. You may filter the grounds through a paper or cotton in a filler.

As we have not many of these fruits, bitter almonds will supply their place ; but take only the half of the quantity, and don't bruise them, but cut them small with a knife. You may put on a pint of good whisky on the materials, and put a good piece of sugar in it. It is a good seasoning for puddings, or a common dram.

BILLS

BILLS OF FARE.

Family Dinners of Five Dishes.

Potatoes. Soup.
 Plum-pudding. Pickles.
 Roast Beef.

Kidney Drest Lamb's head.
Beans. Baked Pudding. Sliced
 Roast Mutton. Cucumber.

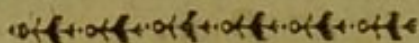
Brocoli. Boiled Haddocks,
 or Fish in season.
 Baked Pudding. Pickles.
 Roast Veal.

Greens. Boiled Pork.
 Soup. Pease Pudding.
 Roast Turkey.

Spinage. Stewed Tongue.
 Boiled Pudding. Cauliflower.
 Roast Rabbits.

Peas. Hancot of Mutton.
 Baked Pudding. Apple sauce.
 Roast Goose.

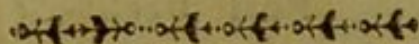
Apple- Sauce.	A Small Cod. Beef Steak Pic.	Fish Sauce.
	Roast Pork.	



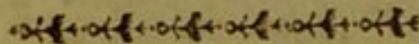
Pease.	A Round of beef and Carrots. Boiled Pudding. Roast Lamb.	Salad.
--------	-------------------------------------------------------------------	--------

Family Dinners of Seven Dishes.

Egg Sauce.	Tusk Fish.	Potatoes.
Salad.	Soup.	Cheese-cakes.
	Roast Loin of Veal.	



Scolloped Oysters.	Drest Calf's Head.	Asparagus.
Brocoli.	Apple Pie.	Fretters.
	Boiled Beef and Greens.	

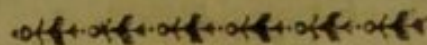


Almond Cheese-cakes.	Stewed Rump of Beef.	Lemon Cream.
Ratafia Cream.	Floating Island.	Confection Tarts.
	Roast Turkey.	

Stewed Celery.	Jagged Hare.	Custard Pudding.
	Pickles.	Potatoes.
Tarts.	Saddle of Mutton.	

Family Dinners of Eight Dishes.

	Cod's Head removed, with Roasted Duckling.	
Gooseberry Sauce.		Fricassee of Pallets.
	Orange Pudding.	
Minched Pie.		Cauliflower.
	Boiled Leg Lamb and Loin fried.	



	Soup removed, Roast Pig.	
Fricassee Whitens.		Lemon Pudding.
	Custard in Cups.	
Cold Tongue.		Mash'd Turnips.
	Boiled Leg Mutton, Cauper Sauce.	

Family Dinner of Nine Dishes.

	Fish removed, Ragoo of Pigeons.	
Lemon Pudding.		Fricassee of Kernels.
Bacon and Beans.	Soup.	Boiled Chickens.
Cauliflower.		Pickles.
	Roasted Beef.	

Family Dinner of Ten Dishes.

	Salmon removed, Roast Turkey.	
Stewed Cellery.		Fried Fish.
		Fine baked Pudding.
Marrow pasty.	Soup.	Sliced Turnips and Carrot, with melted Butter over them.
Veal Cutlets.		
	Boiled Tongue and Udder with Roots.	

Family Dinner of Twelve Dishes.

	Soup removed, with Boiled Mutton and Cauper Sauce.	
Boiled Chickens with Cream Sauce.		Roast Tongue.
Stewed Mushrooms.	Cheese-cakes.	Artichoke Bot- toms Fricassee.
	Pigeon Pie.	
Lobster.	Confection Tarts.	Veal Olives.
	Roast Hare.	

Family Dinner of Fifteen Dishes.

	Soup removed, Boiled Turkey with Oyster Sauce.	
Stewed Peas and Lettuce.		Scotch Collops.
	Hen's Nest.	
Ratafia Cream.		Raspberry Cream.
Apricot Tart.	Syllabubs.	Orange Pudding.
Blanc-mange.	Jelly in a Cheap.	Egg Cheese.
Fricassee.		Wild Fowls.
	Roast Pig.	

F E B R U A R Y.

<i>Meat.</i>	Lobsters,	Coleworts,	Sorrel,
H ouse Lamb,	Crabs,	Sprouts,	Burnet,
Pork,	Cray-fish,	Borecole,	Parsley,
Beef,	Prawns,	Brocoli, purple	Thyme,
Mutton,	Oysters,	and white,	Winter Savoury,
Veal.	Sturgeon.	Cardoons,	Rosemary,
	<i>Poultry.</i>	Spinage,	Sage,
<i>Fish.</i>	Hare,	Carrots,	Marigold,
Haddocks,	Pheasant,	Parsnips,	Lettuce,
Cod,	Partridge,	Turnips,	Cresses,
Soles,	Woodcock,	Celery,	Mustard,
Turbot,	Snipes,	Endive,	Rape,
Thornback,	Turkeys,	Leeks,	Radish,
Skate,	Capons,	Onions,	Taragon,
Whitings.	Pullets,	Potatoes,	Mint,
Smelts,	Fowls,	Beets,	Chervil,
Carp,	Chickens,	Garlic,	Jerusalem Artichokes.
Tench,	Pigeons,	Eschalot,	
Perch,	Tame Rabbits.	Mushrooms,	<i>Fruit.</i>
Eels,		Salsafy,	Apples,
Lampreys,	<i>Vegetables.</i>	Scorzoneria,	Pears.
Plaice,	Cabbage,	Skirrets,	
Flounders,	Savoys,		

M A R C H.

<i>Meat.</i>	Flounders,	<i>Vegetables.</i>	Potatoes,
H ouse Lamb,	Mulletts,	Cabbage,	Beets,
Pork,	Lobsters,	Savoys,	Garlic,
Beef,	Crabs,	Coleworts,	Eschalot,
Mutton,	Cray-fish,	Sprouts,	Mushrooms,
Veal.	Prawns.	Borecole,	Burnet,
		Brocoli, Purple	Parsley,
<i>Fish.</i>	<i>Poultry.</i>	and White,	Thyme,
Turbot,	Turkeys,	Spinage,	Savoury,
Soles,	Capons,	Cardoons,	Rosemary,
Thornback,	Pullets,	Parsnips,	Sage,
Skate,	Fowls,	Carrots,	Sorrel,
Whitings,	Chickens,	Turnips,	Marigolds,
Carp,	Pigeons,	Celery,	Lettuce,
Tench,	Ducklings,	Endive,	Cresses,
Eels,	Tame Rabbits.	Onions,	Mustard,
Plaice,			Rape,

Rape, Radish, Faragon, Mint,	Chervil, Jerusalem Arti- chokes, Celery;	Tansy, Cucumbers, Asparagus, Purslane.	<i>Fruit.</i> Pears, Apples.
---------------------------------------	---------------------------------------------------	-------------------------------------------------	------------------------------------

A P R I L.

<i>Meat.</i> G Rags Lamb, Beef, Mutton, Veal.	Chabs, Mulletts, Cray-fish, Crabs, Lobsters, Prawns.	<i>Vegetables.</i> Coleworts, Sprouts, Young Carrots, Brocoli, Spinage, Parsley, Chervil, Young Onions, Celery, Endive, Sorrel, Burnet, Radishes, Asparagus,	<i>Fruit.</i> Beet, Lettuce, All sorts of small Salad, All sorts of Pot- Herbs, Young shoots of Salsify, Cucumbers, Tragopogon.
<i>Fish.</i> Turbot, Soles, Skate, Carp, Tench, Trout, Herring, Salmon, Smelts,	<i>Poultry.</i> Leverets, Rabbits, Ducklings, Pigeons, Pullets, Fowls, Chickens,		<i>Fruit.</i> Pears, Apples.

M A Y.

<i>Meat.</i> L Amb, Beef, Mutton, Veal.	Herrings, Eels, Chub, Lobster, Cray-fish, Crabs, Prawns.	<i>Vegetables.</i> Early { Cabbages, Potatoes, Carrots, Turnips, Cauliflower Artichokes,	All sorts of salad, All sorts of herbs, Pease, Beans, Asparagus, Tragopogon, Cucumbers.
<i>Fish.</i> Turbot, Carp, Tench, Trout, Salmon, Soles, Smelts,	<i>Poultry</i> Green Geese, Ducklings, Leverets, Rabbits, Pullets, Fowls, Chickens,	Radishes, Spinage, Parsley; Sorrel, Balm, Mint, Purslane, Fennel, Lettuce,	<i>Fruit.</i> Apples, Pears, Cherries, Some Strawber- ries, Gooseberries and Currants for Tarts.

THINGS FOR SUPPER-DISHES.

Minced veal—Beef steaks—Roast fowl, chicken, duck, hot or cold—Roast hare—Cold sliced beef, cold ham, cold tongue—Scollop oysters or pickled oysters—Boiled tripe—Broiled fish—Sausages, rasped beef—any sort of potted meat—Veal cutlets, Scotch collops, cold veal or mutton hashed—Fricassee of chicken, veal, lamb kernels, or any white meat—Pigeons roasted or broiled—Giblets stewed—Sliced coler—Lobster, anchovies, and sliced butter—Salmagundy—Turkey pout roasted, or any kind of wild-fowl roasted—Cold wild-fowl or hare stewed down—Pickles—Fine minced pies, tarts, cheefecakes, fine baked pudding, fritters, German puffs—Blanc-mange, trifle, or any sort of creams you choose—Spinage, asparagus, peas, artichokes, salad—Potched eggs and forrel—Celery stewed or for a salad—Potatoes. Have always some garden dishes according to the seasons at supper. Buttered crabs in the shell, commonly called *parton pies*—Pan-cakes.

L I S T

OF

THINGS IN SEASON,

IN EVERY MONTH OF THE YEAR.

JANUARY.

<i>Meat.</i>	Lobsters,	Coleworts,	Sorrel,
H ouse Lamb,	Crabs,	Sprouts,	Burnet,
Pork,	Cray-Fish,	Borecole,	Parsley,
Beef,	Prawns,	Brocoli, purple	Sage,
Mutton,	Oysters,	and white,	Thyme,
Veal.	Sturgeon.	Spinage,	Rosemary,
<i>Fish.</i>	<i>Poultry.</i>	Cardoons,	Lettuce,
Haddocks,	Hare,	Parfnips,	Cressles,
Cod,	Pheasant,	Carrots,	Mustard,
Soles,	Partridge,	Turnips,	Rape,
Turbot,	Woodcocks,	Celery,	Radish,
Thornback,	Snipes,	Endive,	Taragon,
Skate,	Turkeys,	Leeks,	Mint,
Whitings,	Capons,	Onions,	Chervil.
Smelts,	Pullets,	Potatoes,	<i>Fruit.</i>
Carp,	Fowls,	Beets,	Apples,
Tench,	Chickens,	Garlick,	Pears,
Perch,	Tame Pigeons,	Eschalot,	Nuts,
Eels,	Rabbits.	Mushrooms,	Almonds,
Lanpreys,	<i>Vegetables.</i>	Salfasy,	Services,
Plaice,	Cabbage,	Scorzonera,	Medlars,
Flounders,	Savoys,	Skirrets,	Grapes.

FEBRUARY.

J U N E.

<i>Meat.</i>	Herrings,	Fowls,	Ra lishes,
L AMB,	Smelts,	Pullets,	On ions,
Beef,	Eels,	Chickens.	Le tuce,
Mutton,	Mullets,		All small Sallads,
Veal,	Lobsters,	<i>Vegetables.</i>	All Pot Herbs,
Buck Venison.	Cray-fish,	Cucumbers,	Parsley,
	Prawns.	Pease,	Parflane.
<i>Fish.</i>		Beans,	
Turbot,	<i>Poultry.</i>	Kidney Beans,	<i>Fruit.</i>
Mackerel,	Green Geese,	Asparagus,	Strawberries,
Trout,	Ducklings,	Cabbages,	Cherries,
Carp,	Turkey Poults,	Cauliflowers,	Currants,
Tench,	Plovers,	Artichokes,	Gooseberries,
Pike,	Wheat Ears,	Carrots,	Apricots,
Salmon,	Leverets,	Turnips,	Apples,
Soles,	Rabbits,	Potatoes,	Pears.

J U L Y.

<i>Meat.</i>	Skate,	<i>Vegetables.</i>	Sorrel,
L AMB,	Thoraback,	Pease,	Parflane,
Beef,	Pike,	Beans,	Parsley,
Mutton,	Eels,	Kidney Beans,	All sorts of Sallads,
Veal,	Lobsters,	Cabbage,	All sorts of Pot
Buck Venison.	Prawns,	Cauliflower,	Herbs.
	Cray-fish,	Cucumbers,	
<i>Fish.</i>	<i>Poultry.</i>	Mushrooms,	<i>Fruits.</i>
Cod,	Green Geese,	Carrots,	Peers,
Haddock,	Ducklings,	Turnips,	Apples,
Mackerel,	Turkey Poults,	Potatoes,	Cherries,
Soles,	Leverets,	Radishes,	Strawberries,
Herrings,	Rabbits,	Finochia,	Rasberries,
Salmon,	White Ears,	Scorzonera,	Peaches,
Carp,	Plovers,	Salsify,	Nectarines,
Tench,	Pigeons,	Artichokes,	Plums,
Plaice,	Pullets,	Celery,	Apricots,
Mullet,	Fowls,	Endive,	Gooseberries,
Flounders,	Chickens.	Chervil,	Melons.

A U G U S T.

<i>Meat.</i>	Mutton,		Haddocks,
L AMB,	Veal,	<i>Fish.</i>	Mackarel,
Beef,	Buck Venison.	Cod,	Herring,
			Skate,

LIST OF THINGS IN SEASON.

Skate,	Wild Ducks,	Mushrooms,	All sorts of Salad,
Plaice,	Pullet,	Sprouts,	All sorts of Herbs
Flounders,	Fowls,	Carrots,	Dill,
Thornback,	Chickens.	Turnips,	Spinage.
Mullet,	Leverets,	Potatoes,	
Pike,	Rabbits,	Radishes,	<i>Fruit.</i>
Carp,	Pigeons,	Finochia,	Peers,
Eels,	Plovers,	Scorzoneria,	Apples,
Oysters,	Pheasant,	Salsafy,	Peaches,
Lobsters,	Wheat Ears.	Onions,	Nectarines,
Cray-fish,		Garlic,	Plums,
Prawns.	<i>Vegetables.</i>	Eschalot,	Grapes,
	Pease,	Art hokes,	Figs,
<i>Poultry.</i>	Beans,	Celery,	Filberts,
Moor Game,	Kidney Beans,	Fenive,	Mulberries,
Turkey Poults,	Cabbage,	Sorra,	Gooseberries,
Geese,	Cauliflower,	Parsley,	Currants,
Ducks,	Cucumbers,	Purflane,	Melons.

S E P T E M B E R.

<i>Meat.</i>	Lobsters.	Kidney Beans,	Finochia,
L AMB,		Cauliflower,	Lettuce, and all
Beef,	<i>Poultry.</i>	Cabbage,	sorts of Salad,
Mutton,	Geese,	Sprouts,	All sorts of Herbs
Veal,	Turkies,	Carrots,	Radishes.
Buck Venifon.	Pullets,	Turnips,	<i>Fruit.</i>
	Fowls,	Parsnips,	Currants,
<i>Fish.</i>	Chickens,	Potatoes,	Plums,
Cod,	Ducks,	Artichokes,	Peaches,
Haddock,	Pigeons,	Cucumbers,	Pears.
Salmon,	Rabbits,	Mushrooms,	Apples,
Carp,	Teal,	Eschalots,	Grapes,
Tench,	Lerks,	Onions,	Figs,
Plaice,	Hares,	Leeks,	Walnuts,
Flounders,	Pheasant,	Garlic,	Filberts,
Thornback,	Partridge,	Scorzoneria,	Hazle Nuts,
Skate,	Moor Game.	Salsafy,	Medlars,
Soles,		Cardoons,	Quinces,
Smelts,	<i>Vegetables.</i>	Endive,	Lazaroles,
Pike,	Pease,	Celery,	Cherries,
Oysters,	Beans,	Parsley,	Melons.

OCTOBER.

OCTOBER.

<i>Meat.</i>	Cockles	Cauliflower,	Chard Beets,
P ORK,		Brocoli,	Beets,
Lamb,	<i>Poultry.</i>	Savoys,	Finochia,
Mutton,	Turkeys,	Sprouts,	Chervil,
Beef,	Geese,	Colewort,	Mushrooms,
Veal.	Pigeons,	Carrots,	Lettuce & small
Doe Venison.	Pullets,	Turnips,	Salad,
<i>Fish.</i>	Fowls,	Potatoes,	All sorts of
Salmon Trout,	Chickens,	Parfnips,	Herbs.
Smelts,	Wild-Ducks,	Skirrets,	<i>Fruit.</i>
Carp,	Teal,	Salsafy,	Pears,
Tench,	Widgeon,	Scorzonera,	Apples,
Doree,	Larks,	Turnip-rooted	Peaches,
Berbet,	Woodcock,	and Black Spa-	Figs,
Holobet,	Snipes,	nish Radish,	Medlars,
Brills,	Hares,	Some Artichokes	Services,
Gudgeons,	Pheasants,	Onions,	Quinces,
Pike,	Partridges,	Leeks,	Bullace,
Perch,	Dotterels,	Eschalot,	Grapes,
Lobsters,	Rabbits.	Rocombole,	Walnuts,
Oysters,	<i>Vegetables.</i>	Celery,	Filberts,
Muscles,	Cabbage,	Endive,	Nuts.

NOVEMBER.

<i>Meat.</i>	Gudgeons,	Dotterels.	Potatoes,
H OUSE Lamb,	Lobsters,	Hares,	Salsafy,
Pork,	Oysters,	Pheasants,	Skirrets,
Beef,	Cockles,	Partridges,	Scorzonera,
Mutton,	Muscles.	Rabbits.	Onions,
Veal.	<i>Poultry.</i>	<i>Vegetables.</i>	Leeks,
	Turkeys,	Cabbage,	Eschalot,
	Geese,	Savoys,	Rocombole,
	Fowls,	Borecole,	Beet,
<i>Fish.</i>	Pullets,	Sprouts,	Chard Beet,
Salmon,	Chickens,	Colewort,	Cardoons,
Salmon Trout,	Pigeons,	Cauliflower,	Parsley,
Carp,	Wild-Ducks,	Spinage,	Celery,
Tench,	Teal,	Jerusalem Arti-	Cressles,
Pike,	Widgeon,	chokes,	Endive,
Gurnet,	Woodcocks,	Carrots,	Chervil,
Doree.	Snipes,	Turnips,	Lettuce and small
Holobet,	Larks,	Parfnips,	Salad

All sorts of Herbs	Apples,	Hazle Nuts,	Services,
<i>Fruit.</i>	Bullace,	Walnuts,	Grapes.
Pears,	Chestnuts,	Medlars,	

D E C E M B E R.

<i>Meat.</i>	Eels,	Widgeon,	Eschalot,
H oufe Lamb,	Oysters,	Dotterels,	Rocombole,
Pork,	Cockles,	Larks,	Celery,
Beef,	Mufcles.	Wild Ducks.	Endive,
Mutton,			Spinage,
Veal,	<i>Poultry.</i>	<i>Vegetables.</i>	Beets,
Doe Venifon.	Turkies,	Purple and white	Creffes,
<i>Fifh.</i>	Geefe,	Brocoli,	Lettuce and small
Haddockes,	Pullets,	Cabbages,	Sallad,
Cod,	Capons,	Savoys,	Pot Herbs,
Codlings,	Fowls,	Borecole,	Cardoons.
Soles,	Chickens,	Carrots,	
Carp,	Pigeons,	Parfnips,	<i>Fruit.</i>
Smelts,	Rabbits,	Turnips,	Apples,
Gurnets,	Woodcocks,	Potatoes,	Pears,
Sturgeon,	Snipes,	Skirrets.	Medlars,
Dorees,	Hares,	Scorzonera,	Services,
Holobets,	Partridges,	Salfafy,	Chestnuts,
Berbet,	Pheasant,	Lecks,	Grapes.
Gudgeons,	Teal,	Onions,	

F I N I S.

