

**Opening ceremony of the Historical Medical Museum : Dr. Norman Moore, President of the Section History of medicine, in the chair.**

### **Contributors**

Wellcome Historical Medical Museum.  
Moore, Norman, 1847-1922.  
University of Glasgow. Library  
International Medical Congress 1913 : London)

### **Publication/Creation**

London : [Historical Medical Museum], 1913.

### **Persistent URL**

<https://wellcomecollection.org/works/qn8bkw9f>

### **Provider**

University of Glasgow

### **License and attribution**

This material has been provided by This material has been provided by The University of Glasgow Library. The original may be consulted at The University of Glasgow Library. where the originals may be consulted. You have permission to make copies of this work under a Creative Commons, Attribution license.

This licence permits unrestricted use, distribution, and reproduction in any medium, provided the original author and source are credited. See the Legal Code for further information.

Image source should be attributed as specified in the full catalogue record. If no source is given the image should be attributed to Wellcome Collection.

**wellcome  
collection**


Wellcome Collection  
183 Euston Road  
London NW1 2BE UK  
T +44 (0)20 7611 8722  
E [library@wellcomecollection.org](mailto:library@wellcomecollection.org)  
<https://wellcomecollection.org>

XVIII<sup>TH</sup>  
INTERNATIONAL CONGRESS OF MEDICINE  
LONDON, 1913



OPENING CEREMONY  
OF THE  
HISTORICAL MEDICAL MUSEUM






Glasgow  
University Library



David Murray Collection  
1928

M. 56-9.8













David Murray

from

Sir Hector Cameron

---





XVII<sup>TH</sup>  
INTERNATIONAL CONGRESS OF MEDICINE  
LONDON, 1913

OPENING CEREMONY  
OF THE  
HISTORICAL MEDICAL MUSEUM

DR. NORMAN MOORE

President of the Section History of Medicine

IN THE CHAIR

54A, WIGMORE STREET, LONDON, W.

Tuesday, June 24, 1913




## CONTENTS

### Addresses and Speeches by—

PAGE

DR. NORMAN MOORE, F.R.C.P., <i>President of the Section History of Medicine, XVIIth International Congress of Medicine</i> ... ..	3
SIR THOMAS BARLOW, Bart., K.C.V.O., M.D., F.R.C.P., F.R.S., <i>President of the Royal College of Physicians, President of the XVIIth International Congress of Medicine</i>	16
SIR FREDERICK TREVES, Bart., G.C.V.O., C.B., F.R.C.S., etc., <i>Vice-President of the XVIIth International Congress of Medicine</i>	18
SIR RICKMAN GODLEE, Bart., F.R.C.S., M.S., M.B., B.A., etc., <i>President of the Royal College of Surgeons</i> ... ..	19
SIR FRANCIS CHAMPNEYS, Bart., M.D., M.A., F.R.C.P., <i>President of the Royal Society of Medicine, President of the Section of Obstetrics and Gynæcology, XVIIth International Congress of Medicine</i> ... ..	21
MR. HENRY S. WELLCOME ... ..	22





OPENING CEREMONY  
OF THE  
HISTORICAL MEDICAL MUSEUM

---

ADDRESS BY DR. NORMAN MOORE, F.R.C.P.,  
*President of the Section of the History of Medicine*

Mr. Wellcome, Ladies and Gentlemen, I have been asked to declare this Museum open because I chance to be President of the Section of the History of Medicine in the International Medical Congress, which is to be held in London in the month of August. I am glad to have the opportunity of speaking on this occasion, because I feel that this Museum will be a most important aid to the Section of the Congress over which I preside ; and that it will be of interest not only to that particular section, but probably to nearly the whole of the seven thousand people who, from all the ends of the earth, are coming to London to attend the Congress.

Museums are so familiar to all of us at the present day, that we are, perhaps, inclined to think that they have existed from the beginning of time ; but that is not the case. They are comparatively modern aids to study. Dr. John Dee, some of whose books we have in the library of the Royal College of Physicians, collected, in connection with his library, a small museum in the reign of Queen Elizabeth. It consisted chiefly of mathematical and astronomical instruments, and various other curiosities. It was not a very important collection, and most of it was destroyed by a mob who thought that Dr. John Dee was a malignant necromancer.

The first important museum which was founded in England was that of John Tradescant, and of his son, John Tradescant, at Lambeth. The two Tradescants were



primarily gardeners. They brought to England many of the shrubs which you see in the gardens all round London at the present day. They also collected herbs in relation to medicine; and they formed this first general museum. The catalogue of their museum was published by the younger Tradescant in the year 1656. It contains no less than fifteen separate sections of curiosities; birds, beasts, fishes, plants, insects, warlike instruments, coins, medals, and so on; concluding with a list of the benefactors of the museum. Many of us here present have seen one specimen from that museum. It is in two parts; and consists of the head and foot of the extinct dodo, now preserved in the Ashmolean Museum at Oxford. In the darker times of that University—you know all universities, even the greatest, occasionally have periods in which their knowledge is clouded by indolence—in one of those dark periods, the University of Oxford destroyed the body of this unique bird; but fortunately its head and foot are still preserved. The museum of the Tradescants went to Elias Ashmole—the younger Tradescant left it to him—and so it became the basis of the Ashmolean Museum at Oxford. Soon after their time, a very important museum was founded in London by James Petiver. James Petiver was a man educated at Rugby School and must be regarded as one of the glories of that celebrated foundation. He came up to London and was apprenticed to Mr. Feltham, the apothecary to St. Bartholomew's Hospital. He thrived in his occupation and became apothecary to the Charterhouse. While there, in addition to performing the duties of that station, and carrying on an extensive medical practice, he made entomological and botanical collections from all parts of the world; and, in course of doing so, he came to know a great number of sea captains; and those captains brought him other things than plants and



insects, and in that way his museum came to contain every description of natural object. Petiver had also a very considerable library; and it is worth remembering that all these early museums were associated with libraries. Petiver died in 1718; and Sir Hans Sloane, President of the College of Physicians and of the Royal Society, bought all his collections. He had previously bought the museum which was kept in the rooms of a Mr. Curten, or Charlton—because he called himself both—in the Temple; and Sloane added many more specimens to these collections; and so formed a great library and a museum in almost every part of science. That museum, as you all I am sure know, he presented to the nation under certain conditions. It was the beginning of the British Museum. It was, therefore, primarily a library surrounded by collections of the specimens which illustrated everything that was recorded in the books of that library. That was the original view, in the first times of their formation, of museums. There is a very interesting catalogue of one such museum, that of Francis Calceolari in Verona, which appeared in the year 1622. It covers 800 pages folio, and gives an idea of the eagerness of collectors at that time, and also of the wide scope of interest which they felt. There is a picture of the museum at the beginning of the catalogue. It was an oblong room, with a floor of variegated marbles, and round the walls were dressers with drawers in which were specimens, while on the shelves of the dressers there were specimens in bottles, and isolated dry ones, and on the top several stuffed birds. On one side of the museum was a statue of Atlas bearing the world, as if to show that the specimens came from every part of it; on the other, one of Minerva, as if to indicate that every kind of learning might obtain aid from it. From the roof there hung numerous dried reptiles and fishes. There were books



at one end. Such was the first idea of a museum. "Whatever the earth possesses, whatever has been hidden in the depths of the sea, the toil and skill of Francis Calceolari has collected," says a Latin poem affixed to the catalogue.

The gift of Dr. William Hunter to the University of Glasgow was another museum of this type. It contains pathological, anatomical and natural history specimens, manuscripts, books, pictures and coins.

Such a museum we have at the present day exactly upon the original plan, a great library surrounded by illustrative collections, in the British Museum. Long may it continue so. It is enormously to the public advantage to have at least one such universal collection in our midst. A few years later a more limited kind of museum began to be formed. The celebrated Sir Thomas Browne of Norwich, had an eldest son, Dr. Edward Browne, who, after taking his Bachelor of Medicine degree at Cambridge, in 1664 came up to London. He has left a very interesting journal of what he did on this visit, and in it he mentions going to see Edmund King, who lived in Little Britain and was surgeon to St. Bartholomew's. Edmund King showed him his collection of anatomical preparations, all of them of intense interest to this young bachelor of medicine. That was an example of a collection relating to one subject only. Woodward, the geologist, soon after made that collection of fossils in small cabinets, which is to be seen to this day at Cambridge, where he founded the Professorship of Geology. Many other special collections were made; but the greatest of them all was that of John Hunter. He, in his own house, collected a vast series of specimens, not by chance, but as illustrating the principles which he had in his mind, and the truths which he was endeavouring to seek out; a collection mainly concerned with comparative anatomy and pathology, and normal



anatomy, and containing some other specimens as well. That collection, as you all know, is at present under the charge of Sir Rickman Godlee and his colleagues of the Royal College of Surgeons, who have proved themselves admirable custodians and improvers of the collection and have added specimens in every direction, so that they have produced one of the greatest special museums in Europe.

Of special museums, the one which I have been asked to declare open to-day is a fresh example. A museum illustrating the history of medicine has never before been attempted in England. The history of medicine is a subject which may be pursued in a great many ways. It divides itself into two great branches, and those two branches I think are very well typified by two of the figures which I can see before me on the ground floor. The first is a curious creature with a black mask, with feathers in its head, with a necklace of the teeth of the Spermaceti whale, and with a curious instrument of incantation in its right hand and pointing out with its left, so that I can imagine the creature uttering a strange ejaculation. This is Ixtlilton, the god of medicine of the ancient Mexicans. He may be taken to represent that part of the origin of medicine which has to do with local superstitions, with charms and amulets and incantations. The other aspect of the history of medicine is typified by the cast of the statue of the Apollo Belvedere, that statue which is perhaps the grandest representation in sculpture of manly intelligence, manly strength and manly beauty. Apollo the god who in the Greek mythology was associated with medicine, in several ways with the control of diseases and, as their thoughts curiously ran, with the causation of disease. Apollo and his son Asklepios, whose statue is here also, seem thoughtful men, capable of observation, and full of the power of reasoning from observation. They thus present another



view of the history of medicine. We can easily feel that they represent men who were the true ancestors, the true observing predecessors, of Hippocrates and Galen and Avicenna. When we read Hippocrates and Galen, and when we search through the vast pages of Avicenna, all of us who do it carefully must feel that the path from them to Harvey and Glisson and Sydenham and Matthew Baillie and Lister, long though it be, is nevertheless a continuous track, and that those men of the past, Hippocrates, Galen and Avicenna were the true predecessors, and were men of the same turn of mind, the same kind of thought, the same hope of enlarging medicine by observation, that Harvey, Glisson, Sydenham, Matthew Baillie and Lister were. The two directions, in one of which most students of the history of medicine are inclined to tread, are towards folk-lore or towards the aspect of medicine as part of the history of the already cultivated human mind. For my part I am inclined to prefer the latter, without in the least wishing to belittle the former. Those who like the line of study which is typified by Ixtlilton will find in the entrance hall plenty to engage their attention. There they may see very many fetishes and the curious dresses of the medicine men of West and Central Africa; numerous charms in use there among the pagan tribes; and the great god of medicine of New Zealand. Such are very appropriately placed near the entrance of this museum. You come on into the room in which we are at present, in which, besides the Cheiron, Apollo, Hygeia and Ixtlilton, are placed models of the gods that presided over medicine among the Chaldeans, the Egyptians and other ancient nations; and in the cases are numbers of instruments showing their variation from remote times. I am merely trying to give you a general idea of what are the contents of the museum through which you will shortly walk. Then you



come to the staircase, and there are the three Saints who are connected in Christian theology with the study of medicine—Saint Luke, Saint Cosmas and Saint Damian; and as you come up the staircase you find on the walls many paintings. These are enlargements of illuminations occurring in manuscripts, and are a most instructive series illustrating illnesses and operations and the care of the sick. Then in the cases round the gallery you will see numbers of charms and amulets. Now do not think that these charms and amulets are all matters of the Middle Ages. Many of these have been collected in the East End of London or in various parts of the countryside in England in our own day. I remember very well the first occasion on which I became aware of the fact that charms and amulets are part of the living belief of educated people, in many cases, in this country. I was staying at a house in the Highlands where a lady, who was also a guest, one day produced from her pocket what seemed to be a small hard stone and showed it to me and asked me if I knew what it was. I said that I thought it was a stone, perhaps picked up on the seashore. "No," she said, "it is a potato. It has obtained this hardness by being carried in my pocket. I carry it as a remedy for chronic rheumatism from which I have long suffered." I asked where it came from. "Well," she said, "I am not ashamed to tell where it came from. I was staying at Dunrobin when I heard of this remedy, but I was in this difficulty; I was told that the potato would do my rheumatism no good unless it was stolen. I could not bear to strain my conscience even to purchase my health, so I told the Duchess of Sutherland of my difficulty, and she said: 'Oh, there is no difficulty; steal a potato out of the garden, it is the Duke's potato, he will not know of it, it will be effectually stolen for your purpose.'" So accordingly the lady stole the potato and carried it in her pocket, and,



according to her own account, was cured of rheumatism. Well, I came back to London and told this to Sir James Paget, who was then flourishing. "Oh," he said, "when, some years back, I had to attend a lady of very high rank in this country, who had some affection of her knee-joint, I constantly received letters begging me to introduce freshly-peeled potatoes or new potatoes into her bed, or to put them in a basket under the bed, assuring me that if I did so she would at once get well." Now that, which was the first definite superstition in relation to an amulet which I ever came across in life, is most interesting, because you will observe that, as the potato was only introduced into this country in the reign of King James I., the superstition cannot have had its origin in the Middle Ages, or the Dark Ages or classical times ; it is a modern thing. Now that is one value of the history of medicine ; that it opens one's eyes to the fact that so little changed, in spite of education, in spite of civilisation, is the human mind, that a superstition of that sort with regard to an amulet may grow up at the present day. Many more such are illustrated by the specimens here. In the next room you will find a series of pictures, busts and medals, illustrating the career of physicians and surgeons and men concerned in the sciences relating to medicine. It would take me too long if I were to try to dwell upon many of them, or any of them, in fact ; but at the far end you will see the largest series which I believe has ever been collected of portraits of the celebrated Harvey, and amongst them a bust of him, which very few people have seen because the original is upon his tomb in the remote village of Hempstead, in Essex. When the late Sir George Paget, the brother of Sir James, had taken his degree, having studied at St. Bartholomew's, he was so filled with enthusiasm for Harvey that he went on a pilgrimage to Hempstead and there saw the original of this bust, and had several copies



of it made, of which that is one, lent very kindly by his son, Mr. Charles Edward Paget. Sir George Paget also gave one to St. Bartholomew's, and one to Caius College. It is a very remarkable bust, obviously taken from Harvey during his lifetime. On the walls you will find the portrait of almost every physician you have heard of in England. Sir Thomas Barlow will recognise a large number of his predecessors in the illustrious office which he discharges with so much distinction—that of President of the Royal College of Physicians. The next room contains a very fine series of early printed books referring to medicine and surgery. In the time of Queen Elizabeth there were large numbers of books relating to medicine and to surgery—more to surgery, by far, than to medicine—published in London. Physicians at that time did not think that it was consistent with propriety to write in any language except Latin, but surgeons held a different view. They were chiefly concerned with operative proceedings and lived among the people. One of them at that time, I remember, says: "Some people say that we ought to know Latin; for my part I care nothing whether a surgeon know Latin or not so he be a good artist," meaning so that he is able to operate well. I do not think that writers on English literature have done these surgeons sufficient justice; they have not observed how admirably, in the little anecdotes which they give in relation to their cases, they have brought out the life of the time in the everyday language of the time. Many of their books are in this museum. There are also a number of diplomas for degrees. In the Italian Universities the diplomas for degrees were beautifully illuminated, and they contain very quaint forms of inauguration which have long been forgotten in our Universities. A ring was put upon the finger of each doctor; he was in some cases given a kiss on admission to the faculty; he was crowned with laurel. There are also



some manuscripts, Latin, Arabic and Persian, on medicine ; and there is one specimen of that very interesting document, an "album amicorum." When people studied at several Universities, as they often did in the 17th century, they used to have a blank book in which they got each professor whose lectures they attended, and each friend whom they made, to write a little inscription, and some of these inscriptions are most charming. The professors wrote showing their knowledge of the particular man, or their wishes for his prosperity in the future. The students at the University instead of writing sometimes drew a little picture, not always having any particular reference to medicine. I remember one in which there is a young lady very gorgeously dressed, a white horse prancing, and a peacock spreading its tail, and underneath is written :

"Ein Pfau, eine Frau und ein Pferd.  
Sind die drei stolzeste Thiere auf Erd."

I suppose the young lady was perhaps the object of the affections of the student, and that his friend wrote thus as a sort of warning to him.

Now, following those rooms, you go downstairs, and there you come into a vast area containing very many specimens ; along one wall there are a series of pictures of Florence Nightingale—in many of the cases there are all kinds of what one would call instruments of nursing rather than of medicine or surgery. There is a model of the operating table of Ambroise Paré. You will remember that he was the French surgeon who first hit upon the great idea, almost by chance, that it was better not to pour oil and wine into wounds, but to do them up without those additions. Then you come to a series of models illustrating the medical life of other times.



Some great teachers of history have urged that you ought to begin with what you can know perfectly in your own time, and so gradually go back to the times of less knowledge ; and Mr. Wellcome has followed this plan. The first thing that strikes your eye is a pharmacist's shop which many of us can remember in Oxford Street, which was built in the last decade of the 18th century. There it is, with its window of small panes, containing a great variety of pharmacist's jugs and jars within it. Then, as you go on, if you look at the ceiling you will perceive printed upon it the prescription for Theriaca. Theriaca was the preparation known to mediæval and even to classical (because it is mentioned by Galen) medicine which contained almost the largest number of ingredients of any compound drug ; I say "almost" because at one time there were some that contained more, but Theriaca had plenty. In that formula there are 75 ingredients. It was thought a good remedy for the plague. An attempt was made to remove it from the Pharmacopœia in the year 1746 ; but the English are a very conservative nation, and it was not possible to do so. It was not removed from the London Pharmacopœia till the year 1788. Just beyond this wonderful prescription, there are a great many beautiful Italian apothecary's jars ; and then you come to an apothecary's shop in the Old Bailey in the year 1662. There is the apothecary, reading a herbal in his shop, a crocodile and lizard hanging from the ceiling, and the blue pots which are proper to an apothecary are round him on the shelves. When you are looking at him, do not think of him as an illiterate or an ignorant man. Do not think of him as a charlatan. He was not anything of that kind. We had at St. Bartholomew's at that very period an apothecary named Francis Bernard, who stayed in London throughout the plague. Later in life he was given a degree at Cambridge ; and he became Physician to the Hospital and a Fellow of the Royal College



of Physicians. He had one of the most splendid libraries of his time. I have often read the pages of his catalogue and wondered where the astonishing riches which he had have gone. Well, Francis Bernard—as the Master of the Society of Apothecaries, himself a learned man, who is here to-day, will tell you—was no exception in his profession. There were many apothecaries of that time who lived in shops like the one in this museum, who were men of extensive reading, and who made valuable additions in many directions in science, and particularly in botany. Next to this apothecary's shop is the workroom of an alchemist; and exactly opposite it is a series of pictures of the plague; so that one's mind is immediately turned to Ben Jonson's famous play. You will remember in it how a citizen goes out of town owing to the plague; and how an alchemist, through his servants, gets possession of the house, and carries on all sorts of incantations in it. He was such an alchemist as is modelled here. The next room illustrating the subject is an early Italian pharmacy, with all its beautiful jars perfectly arranged, unbroken, on a series of shelves. Of course, since your mind has been turned to the theatre, and you have thought of Ben Jonson's alchemist, when you see this shop, you cannot help thinking at once of Romeo and Juliet; but you will see that the pharmacist of the Italian pharmacy of Mr. Wellcome's museum had thriven much more in his business than the poor apothecary in Mantua who sold Romeo the poison. Next to these illustrations is a model of a barber-surgeon at work upon the injured skull of a patient. Shaving bowls hang round, and other implements of his occupation. Do not think of him as an ignorant mechanical person. He was not that. The circumstances of the time made him, as William Clowes, one of the barber-surgeons, said, not the least ashamed of being able to shave a man or cut his hair well; but he really had the scientific turn, the intelligence to search after



the truth, the desire to cause his patients the minimum of pain, and to cure them with the greatest rapidity, of the modern surgeon. Such a barber-surgeon was this William Clowes, who was surgeon to St. Bartholomew's in the reign of Queen Elizabeth. He began his life by serving as a surgeon in the army; and he was present at that famous field of Zutphen, made illustrious by the death of Sir Philip Sidney. He came back to London and practised his profession; and he resigned his post upon the hospital staff in order that he might serve in the fleet against the Spanish Armada. He wrote several books, all of them fine examples of vernacular English and containing very many illustrations of life in the Shakesperean period. There is just one more of these representations of past medical life. It is the house of a surgeon of the Empire at Pompeii. There he sits, a man of obviously thoughtful mind, with some few instruments beside him. When one tries to decide whether he was competent, and how far he was competent in his profession, you have to look into the general literature of the time. In Petronius Arbiter, an author who is supposed to give a good idea of life in a small provincial town outside Rome, near Naples, in fact just where this surgeon is supposed to have lived, it is mentioned that a man had a silver skeleton, with all the joints so made that the limbs could be turned in any direction, and all the vertebræ of the spinal column could be moved so that the spine could be bent in any way. Where such a skeleton was an ornament of a wealthy man's house, it is easy to imagine that the practising surgeon must have had considerable knowledge of anatomy and of the other parts of his profession.

Now there are, of course, innumerable other things which I might mention to you in this unique museum. I will not detain you with any of them, because you will now have the opportunity of going to look at them; but I should like to



point out one thing before I sit down, and it is this : That it is a just subject of pride that in our country so many splendid museums—those of the Tradescants, of Petiver, of Curten, of Sir Hans Sloane, the Geological Museum of Woodward, the Museum of William Hunter which is at Glasgow, the Museum of John Hunter which is at the Royal College of Surgeons—have all been formed by the exertions and at the cost of private individuals. This museum is no exception : it has been formed entirely at the expense and by the exertions of Mr. Wellcome, who has followed these good precedents. A lectureship in the history of medicine was founded by a private benefactor at the Royal College of Physicians in 1901, and is at present the only one in England. Mr. Wellcome's Museum will be a most important addition to the means of studying the History of Medicine. I now declare it open.

SIR THOMAS BARLOW, BART., K.C.V.O., M.D., F.R.C.P., F.R.S., etc., *President of the Royal College of Physicians ; President of the XVIIth International Congress of Medicine* : Mr. Wellcome, Ladies and Gentlemen, you will all be most anxious to join in thanking Dr. Norman Moore for his most illuminating and most fascinating address. I should like, if it is not quite unseemly, to add one name to the glorious roll of the cultivators of museums, and that is one who has just been taken from us—I mean Sir Jonathan Hutchinson. This is no place and no time to make any appreciation of that great man ; but it is fitting that we should remember that he was one of those who consistently maintained the obligation of developing museums, not only for the advance of medicine but for the general advancement of culture throughout the length and breadth of the land. He had made great sacrifices not only for his collection of pathological specimens, but likewise for those educational museums



which he founded at Haslemere and the place of his birth, at which he attempted to show the value of the chronological study of human affairs throughout the centuries. At this time I think it is fitting to remember with gratitude Sir Jonathan Hutchinson, who did so much in this direction.

Ladies and Gentlemen, I am sure that everybody in this museum at some time or other has had to face the problem, the ever-recurring problem, of what is justifiable luxury and what is not justifiable luxury. I am sure that not only is that so in great affairs, but it has been the lot of many of those who are around me to stand before an etching, or a watercolour, or an old Greek coin, or some charming specimen, whatever it may be, and ask himself how far it was right for him to spend money on something of this kind, and how far it was justifiable for him to do it; and I will affirm, without fear of being contradicted, that Mr. Wellcome himself, during the long period in which he has spent so much time and so much energy in getting together this magnificent collection, must have had now and again the same question occur to his conscience; but, Ladies and Gentlemen, I think we may all of us assure him to-day, when we walk round, and when we think of the amount of intellectual enjoyment that will be given, when we think of the impetus to men and women of our own profession in the art of studying the evolution of medicine as we can see it here, and when we think of the enormous profit which will be given to cultured men and women of thought and reading, not only of our profession, but who follow the old Roman adage: that nothing is foreign to us that is human—I say, when we think of all these things we may, I think, rightly tell Mr. Wellcome that he may take comfort to his soul, and that he may feel that this museum has been a case of justifiable luxury; and I think the years will come when, as he reflects and considers what happiness and what instruction



this museum has given to this generation and will give to generations to come, it will be a pleasure to him to remember that it was inaugurated by one who is without doubt one of the ablest scholars in the study of the history of medicine.

SIR FREDERICK TREVES, BART., G.C.V.O., C.B., F.R.C.S., etc., *Vice-President of the International Congress of Medicine*: Ladies and Gentlemen, I have very great pleasure in seconding the vote of thanks that Sir Thomas Barlow has proposed to Dr. Norman Moore for his most learned and most interesting address. It tempts me to take the opportunity of expressing to Dr. Norman Moore what the medical profession owes to him for his contributions to the history of medicine, and the immense service he has done in observing and recording the lives of those who have been distinguished in the history of medicine and surgery in the past. It is an obligation impossible to discharge, and one I am quite sure that the whole of the profession very heartily appreciates. I will not detain you with any comments on this museum beyond saying this: it would be hard to exaggerate the importance and service of it. The progress of medicine has been so rapid as to be astounding and bewildering; and a museum of this kind, established and laid out as Mr. Wellcome has laid it out, enables one to pause for a moment and look back on the route that we have traversed. We have reached a height, possibly a great height, and it is well to look down into the plain that we have crossed, and to see by what steps we have reached the position that we now occupy. I take it that progress in a matter like medicine and surgery proceeds on lines that, although they appear to us to be exceedingly diverse, have yet beneath them one or two common principles; and one cannot help noticing in this museum, so far as the art and science of surgery are concerned, in what narrow lines



that progress has been made ; and, knowing that and studying it, one can forecast to some extent in what direction progress in the future will move. It is curious in this collection of surgical instruments to see that, although one supposes there is really no limit to human ingenuity, there is no limit to adaptation and to enterprise in the matter of adapting means to an end ; it is curious to see, having that impression, upon what very simple lines progress has been made in connection with surgical instruments. Invariably they begin as complicated instruments and gradually become simpler and simpler until they resolve themselves into some of those very commonplace instruments that we are so familiar with at the present time. I will say no more except to very heartily second the vote of thanks which has been proposed to Dr. Norman Moore.

DR. NORMAN MOORE : Ladies and Gentlemen, I thank you very much for your kind vote of thanks. I am glad to have interested you ; but there is a person here to whom your thanks are much more due, and I will ask Sir Rickman Godlee to propose a vote of thanks to him.

SIR RICKMAN GODLEE, BART., F.R.C.S., M.S., M.B., B.A., etc., *President of the Royal College of Surgeons* : Ladies and Gentlemen, I have the pleasure and great honour of rising to propose a vote of thanks to Mr. Wellcome, the patron of this wonderful feast which is laid before us—I almost feel that I ought to propose his health, when one thinks of the dangerous regions to which he goes. I had the pleasure, yesterday afternoon, of being taken round by Mr. Wellcome for a short time to some parts of this glorious museum ; and I was very much struck with the interesting way, and the very modest way, in which he showed me some of his magnificent treasures. But there is another side to Mr. Wellcome's character, or to his occupation, which few of us know ; and that is one which is carried on



very far away, in some of the most distant parts of the King's dominions. I think Mr. Wellcome is a very fortunate man, in the first place to be here this afternoon, to see all the treasures he has collected looked at by an admiring crowd; and in the next place because he has a hobby which at the same time is extremely fascinating and also intensely useful. Mr. Wellcome has, as we know, laboratories in Africa. We know that he has not only a laboratory on land, but he also has that wonderful floating laboratory of which you will see a model in the front of this museum, with which he carries the war, it may be said, right into the enemy's camp; for he and the laboratory staff, protected by a wire gauze screen, can attack the mysteries of the mosquito by day, and sleep secure from them by night. From time to time there are issued from those laboratories most beautiful reports, written by the Director and his collaborators, which show us not only the country in which they move, but the ghosts of the inhabitants who dwell there, and the flies which kill them. This brings home to us very vividly the sort of work which Mr. Wellcome is doing. It shows us not only that he is greatly interested in the study of tropical diseases; but also that he is interested in the study of anthropology; and all these things are combined in this marvellous museum. I think, however, that the point which we particularly wish to thank Mr. Wellcome for this afternoon, is the great public spirit he has shown in expending his time and his wealth in forming this valuable museum. I am very glad to see in the foreword which is put at the commencement of the catalogue, that it is his intention that ultimately this museum shall be a permanent asset to the nation. I wish, Ladies and Gentlemen, from all these points of view, to tender our sincere thanks to Mr. Wellcome for the collection that he has made, and for inviting us here this afternoon to its opening.



SIR FRANCIS CHAMPNEYS, BART., M.D., M.A., F.R.C.P., etc., *President of the Royal Society of Medicine*: Ladies and Gentlemen, I rise with very great pleasure to second the vote of thanks to Mr. Wellcome for this magnificent addition to the museums of this Metropolis. I think the feeling that strikes my mind most at the present time is that of envy of my juniors. One is just ending one's career, and one only wonders what one would have been if one had had the opportunity of starting with all the knowledge that now opens before one's juniors. It is harking back to the old that is so very exciting, I think, in the present day. Those who have the opportunity of studying a collection of this sort, and going back to see what their ancestors did and thought, and what the inhabitants of distant lands have thought and are thinking about this great study of disease, cannot fail to have their imagination excited in a way which surely must bear fruit. This seems to me to be the most fruitful part of such a study as that of the history of medicine. I know that it is recognised in the Universities to a great extent where Professors of Medicine and no doubt other subjects, show those who are beginning their studies some of the finest things that have been attained in the past. Now I do not think that anything that has been recently done in London is more likely to excite the imagination of the medical student than a collection of this kind. I shall certainly, as far as my influence goes, beg those young men over whom I may have any influence, who are beginning the study of medicine, to come here and to carefully study all the fine things which they may see here, so as to begin with their minds set in the right direction. I will not do more than cordially second the vote of thanks to Mr. Wellcome, and trust that his great enterprise and generosity will bear fruit which he himself will live to see.



MR. HENRY S. WELLCOME: Mr. Chairman, Ladies and Gentlemen, I am deeply grateful for the generous expressions which have fallen from Sir Rickman Godlee, Sir Francis Champneys and the other speakers. Our special thanks are due to Sir William Osler, Dr. Norman Moore, Mr. D'Arcy Power, Dr. Raymond Crawford, Dr. A. J. Chalmers, and many other eminent men throughout the world who have so liberally assisted me in many ways with kind advice, valuable suggestions and the utmost co-operation, which have contributed immensely to the success of this undertaking. Many have manifested their keen interest by lending, and, in numerous instances, generously presenting, objects of the highest historical importance. I may also say that many of the great Institutions have been equally liberal in their co-operation and assistance. Also our thanks are due to members of my staff who have taken part in the work of classifying and arranging these exhibits. Their task has been, as you will appreciate, very great.

The official connection of this museum with the International Medical Congress shortly to be held in London, of which Sir Thomas Barlow is the President, and our Chairman to-day is the President of the Section of the History of Medicine, greatly encourages me in this undertaking. The co-operation of the Section of History of Medicine will greatly enhance the value and usefulness of the museum.


This museum I regard as at its very beginning, though the collection and organisation have occupied many years. It is my intention to found in London a Bureau of Scientific Research (applause), and to appoint as the Director-in-Chief Dr. Andrew Balfour, who for nearly 12 years has rendered such distinguished and fruitful service as Director of the Tropical Research Laboratories at Khartoum. I am gratified



to see Dr. Balfour present with us to-day. The tribute Sir Rickman Godlee paid to me with regard to the work of those laboratories should be paid mainly to Dr. Andrew Balfour. This Historical Museum might well form a fitting and permanent adjunct to the Bureau of Scientific Research. It is my idea and my intention that this museum shall be a permanent institution. The value of history to research workers is beyond estimation. Reviewing the failures as well as the successes in the great past is not only informative but is often inspiring. In the course of my long researches into the history of medicine I have come to the conclusion that we can gain a great deal of useful information from primitive peoples in the art of healing, and particularly in surgery. In my own personal experiences amongst primitive races I have sometimes found traces of the origin of what are usually regarded as entirely modern discoveries. Some things have been discovered in remote ages and lost, or forgotten, and re-discovered. Some ancient discoveries have continued in use through all the ages. Dr. Reisner, in the course of archæological excavations in Nubia, found some well made bamboo splints, dating, I think, some 2000 or 3000 years B.C. Captain Anderson found similar splints in use in the Southern Sudan some years ago, and I myself have seen them in use in the Upper Blue Nile region. A few days ago in Morocco City, Southern Morocco, I saw exactly similar splints being used, and secured them for this museum. The perpetuity and the re-discovery of ancient devices are exceedingly interesting subjects for investigation.

In organising this museum my purpose has not been simply to bring together a lot of "curios" for amusement. This collection is intended to be useful to students and useful to all those engaged in research. I have found that the study of the roots and foundations of things greatly assists research, and facilitates discovery and invention. I thank you all for honouring me by your presence.







Reprinted from

"British Medical Journal"

September, 13, 1913.



## THE WELLCOME HISTORICAL MEDICAL MUSEUM.

THE great interest aroused by the Historical Medical Museum during the recent meeting of the International Congress of Medicine has not abated, and we learn that the daily attendance at the Museum is still large. We recommend all doctors interested in the evolution of their art to visit it before September 30th,\* when it will be closed, to reopen, we believe, in the spring. Short accounts of the Museum appeared in the JOURNAL of May 10th, p. 1035, and June 28th, p. 1379. Since then considerable additions have been made to the collection; but it is Mr. Wellcome's wish to make it as complete as possible. Many families have relics such as MSS., early printed books, diplomas, prescription books, autograph letters and other documents and objects associated with, or collected by, their ancestors who were engaged in medicine, surgery, pharmacy and the allied sciences. Often, on the death of those who cherish such relics, the things are relegated to the garrets, or sent to auction rooms where they are scattered amongst strangers who buy them for a trifle as curios, and so the history and record of associations with the original inventor or user are lost for ever. We venture to suggest that it would be well if these things could be sent to take their place in the Historical Medical Museum, which has now been established in London on a permanent basis by Mr. Wellcome, where they would be preserved, and at the same time form a permanent tribute to the work and memory of those from whom they have been handed down. Many things which are insignificant and of little historical value in themselves if isolated in small private collections become important when brought into association with a series of others arranged chronologically; they often supply the missing links in the chain showing the evolution of such objects. An isolated historical object may be aptly compared to a single mosaic tessera which in itself alone signifies nothing, but when put in its place with others becomes part of a picture, and thus may help to complete a lasting record of a famous deed or a great event.

---

\* The Museum has now been re-opened as a permanent institution at 54A, Wigmore Street, London, W.



