

**Report by the Inspector of Poor to the Parochial Board ... August, 1891 :
with report by the Medical Officer of the Poorhouse ... also annual
statistical returns of pauperism.**

Contributors

Barony Parochial Board (Glasgow)
University of Glasgow. Library

Publication/Creation

Glasgow, 1891.

Persistent URL

<https://wellcomecollection.org/works/qge3e88y>

Provider

University of Glasgow

License and attribution

This material has been provided by This material has been provided by The University of Glasgow Library. The original may be consulted at The University of Glasgow Library. where the originals may be consulted. This work has been identified as being free of known restrictions under copyright law, including all related and neighbouring rights and is being made available under the Creative Commons, Public Domain Mark.

You can copy, modify, distribute and perform the work, even for commercial purposes, without asking permission.



Wellcome Collection
183 Euston Road
London NW1 2BE UK
T +44 (0)20 7611 8722
E library@wellcomecollection.org
<https://wellcomecollection.org>

BARONY PARISH.

REPORT

BY THE

INSPECTOR OF POOR TO THE PAROCHIAL BOARD

FOR HALF YEAR ENDING 14th AUGUST, 1891;

WITH

REPORT

BY THE

MEDICAL OFFICER OF THE POORHOUSE

FOR SAME PERIOD;

ALSO

ANNUAL STATISTICAL RETURNS OF PAUPERISM

AND


SPECIAL REPORT for Year ended 14th May, 1891,

ON

CERTIFICATION OF LUNATICS.

GLASGOW :
PRINTED BY BEGG, KENNEDY & HARPER, 33 HOPE STREET.

1891.



BARONY PARISH.

REPORT

BY THE

INSPECTOR OF POOR TO THE PAROCHIAL BOARD

FOR HALF YEAR ENDING 14th AUGUST, 1891;

WITH

REPORT

BY THE

MEDICAL OFFICER OF THE POORHOUSE

*FOR SAME PERIOD;**

ALSO

ANNUAL STATISTICAL RETURNS OF PAUPERISM

AND

SPECIAL REPORT for Year ended 14th May, 1891,

ON


CERTIFICATION OF LUNATICS.

GLASGOW :
PRINTED BY BEGG, KENNEDY & HARPER, 33 HOPE STREET.

1891.

I N D E X.

	PAGE
Appeals,	6
Applications for Relief,	3
Asylum Statistics,	11
Children, Boarded Out,	18
Visitations,	19
Desertions and Apprehensions,	5
Education,	20
Lunacy Applications,	10
Lunatics—Analysis of Certification,	12
Annual Report on Certification,	28
Boarded Out,	13
Visitations,	14
Medical Relief,	15-17
Observation Cases,	10
Out-Door Poor,	5
Pauperism, Abstract,	20
Annual Return,	33
Poorhouse Statistics,	7-10
Medical Officer's Report,	21
Relief Committees,	4
Removals to England and Ireland,	6
Vaccination Defaulters,	15



BARONY PARISH.

At the Half Yearly Statutory Meeting of the Parochial Board, held on Tuesday, 25th August, 1891, the following Report by the Acting Inspector of Poor was submitted and ordered to be printed:—

HALF YEARLY REPORT.

14th August, 1891.

GENTLEMEN,—I have to report that the applications for the six months ending on the above date were 2897, while for the corresponding period last year they were 2866, showing an increase of 31. The following is a detail of these:—

	Same Period last Year.	Present.
New Cases,	951	1,057
Old Cases,	1,915	1,840
Total,	<u>2,866</u>	<u>2,897</u>

Of these there were for—

Renewals of Aliment,	454	401
Widows and Children,	79	83
From Ill health,	1,843	1,896
Came from Poorhouse same day,	10	10
Bastardy,	56	46
Desertion,	127	122
Lunacy,	146	179
Admitted to other Parishes,	151	160
Total as above,	<u>2,866</u>	<u>2,897</u>

Of the 1,057 new applicants 496 were offered Poorhouse, of whom only 359 accepted.

Of the total applications there were made by—

	Same Period last year.	Present
Pauper, - - - - -	1,695	1,755
Letter, - - - - -	229	233
Neighbour, - - - - -	219	247
Member of Family, - - - - -	572	502
Admitted to other parishes, - - - - -	151	160
Total, - - - - -	<u>2,866</u>	<u>2,897</u>

RELIEF COMMITTEES.

These Committees have held 135 sittings and decided 5,169 cases, as against 5,223 for the corresponding period last year (a decrease of 54), with the following results:—

	Same Period last year.	Present.
Enrolled, - - - - -	205	204
Renewals and Revisals, - - - - -	1,874	1,813
Do. do. at Poorhouse, - - - - -	384	301
Clothing supplied, - - - - -	3	1
Offered Poorhouse, - - - - -	1,668	1,746
Sent to Asylum, - - - - -	99	98
Interim Relief (292), Medical Relief (124), - - - - -	396	416
*Refused Relief, - - - - -	85	61
†Taken off Roll, - - - - -	199	185
‡Not present, - - - - -	14	14
‡Not found, - - - - -	29	45
‡Delayed, - - - - -	38	50
Applications Withdrawn, - - - - -	159	183
Referred to other Parishes, - - - - -	62	47
Sent to Lock Hospital, - - - - -	1	1
Referred to Local Authorities, - - - - -	7	4
Total, - - - - -	<u>5,223</u>	<u>5,169</u>

† Of the 185 struck off Roll during the half-year, 59 died, 7 were married, 8 left the country, 7 were addicted to drink, 5 guilty of immoral conduct, 29 removed to Hospital at Barnhill, 3 deception, and 67 on the ground of income.

Those marked ‡ are only temporarily disposed of, and generally come up for consideration on the same application, and are included under the other heads.

* Of the 61 refusals, the Sheriff ordered relief in 2 cases.

It is here necessary to explain that in addition to the 2,897 applications considered by the Relief Committee, there are included in the 5,169 cases brought before that Committee the usual monthly renewals, special reports, enquiries as to families, &c.

Of the 301 cases revised at Poorhouse, 106 were discharged with donations in money and clothing, of which latter 54 have continued to do for themselves outside; 21 returned within one month, 17 within two months, 10 within three months, and 4 within four months.

OUTDOOR RELIEF.

The number on these Rolls at the same period last year was 4,012, and the number now 3795—a decrease of 217 as follows:—

	Males.	Females.	Total.	Dependants.	Gross Total.
August, 1890, -	449	1,614	2,063	1,949	4,012
August, 1891, -	402	1,474	1,876	1,919	3,795

In addition to these, and belonging to other parishes who repay this parish, are 183 adults, with 278 dependants.

DEATHS AMONG OUT-DOOR POOR.

	Same Period last Year.	Present.
Adults, - - - - -	93	59
Children, - - - - -	6	9
Total, - - - - -	<u>99</u>	<u>68</u>

DESERTIONS AND APPREHENSIONS.

During the half-year 13 apprehensions were made under warrant of the Sheriff, as against 15 for the corresponding period last year. Five were tried, found guilty, and sentenced—two were fined £10, or 60 days, one £1 10/, or 30 days, one 60 days without the option of a fine, and one 30 days without the option of a fine.

Eight agreed to relieve the parish of their dependents and were dismissed with an admonition.

REMOVALS TO & FROM ENGLAND & IRELAND

	Same Period last Year.	Present
Removals to Ireland—15 persons,	13	15
Removals to England—8 persons, 4 dependents, - - - - -	2	12
Removed from England to Barony— 1 person, with 2 dependents, -	2	3
	—	—
	17	30
	—	—

APPEALS FOR HALF-YEAR AND RESULTS.

	Same Period last Year.	Present.
Appeals by Applicants,	16	28
„ Members,	1	0
„ Inspector,	2	3
Referred by Daily Relief Committee,	0	1
	—	—
	19	32
	—	—

	Same Period last Year.	Present.
Appeals by Applicants—		
Decisions confirmed, . 13	18	
„ reversed, . 3	10	
Appeals by Members—		
Decisions confirmed, . 0	0	
„ reversed, . 1	0	
Appeals by Inspector—		
Decisions confirmed, . 2	0	
„ reversed, . 0	3	
Referred by Daily Relief, . 0	1	
	—	—
	—	—
Total,	19	32
	—	—

POORHOUSE.

The following are the figures for the past six months, as compared with the corresponding period of last year:—

<i>Chargeable at 14th February</i>	Same Period last Year.	Present.
In Poorhouse, . . .	679	702
In Hospital, . . .	334	352
	—1,013—	—1,054
 <i>Admissions during the six months—</i>		
From Police Offices, . . .	63	62
From Night Asylum, . . .	82	80
From all other sources, . . .	1,422	1,506
	—1,567—	—1,648
	2,580	2,702
	Same Period last year.	Present.
Cases, . . .	1,243	1,350
Dependents, . . .	324	298
	—1,567—	—1,648—
 <i>Dismissions during the six months—</i>		
Discharged, . . .	1,468	1,537
Died, . . .	187	169
	—1,655—	—1,706—
	925	996
 <i>Chargeable at 14th August—</i>		
In Poorhouse, . . .	618	674
In Hospital, . . .	307	322
	—925—	—996—
Settled in Barony, . . .	852	914
Belonging to other Parishes in Scotland, England, & Ireland, }	73	82
	—925—	—996—
Chargeable at 14th August, 1891, . . .		996
Do. do. 1890, . . .		925
Increase, . . .		—71—

ADMISSIONS.

ENTERED FOR					Same Period last Year.	Present.
First time,	-	-	-	-	1,313	1,385
Second time,	-	-	-	-	188	206
Third	„	-	-	-	47	43
Fourth	„	-	-	-	11	12
Fifth	„	-	-	-	6	1
Sixth	„	-	-	-	1	1
Seventh	„	-	-	-	1	...
Total Number of Admissions, -					1,567	1,648

DISMISSIONS.

CASES.		DEPENDENTS.		Left Within
Same Period last Year.	Present	Same Period last Year.	Present.	
219	258	49	54	1 week.
198	184	36	21	2 weeks.
125	98	20	17	3 „
123	114	11	14	4 „
169	154	31	25	2 months.
69	34	18	5	3 „
22	15	..	1	4 „
4	7	5 „
535	607	26	98	6 months and up wards.
1,464	1,471	191	235	

DESERTED WIVES AND CHILDREN.

	Same Period last Year.	Present
Chargeable at 14th February, 1891, -	33	54
Admitted during the Six Months, - -	154	127
	187	181
Ceased to be chargeable, - - - -	160	117
Chargeable at 14th Aug. 1891, viz.: { —Adults, 19; Children,45 }	27	64

DISMISSIONS OF DESERTED WIVES AND CHILDREN.

CASES.		DEPENDANTS.		Left Within.
Same Period last Year.	Present.	Same Period last Year.	Present.	
20	16	24	24	1 week.
12	12	15	10	2 weeks.
10	7	10	5	3 "
12	9	6	1	4 "
18	12	5	17	2 months.
8	2	2	...	3 "
3	...	2	-	4 "
9	1	4	1	5 mths. and upwards
92	59	68	58	

BIRTHS IN POORHOUSE.

	Legitimate		Illegitimate.		Total.
	Boys.	Girls.	Boys.	Girls.	
Same Period last Year,	1	...	6	8	15
Present, - - -	1	2	6	6	15

DEATHS IN POORHOUSE.

	Men.	Women.	Boys.	Girls.	Total.
Same Period last Year,	82	85	11	10	188
Present, - - -	87	69	9	4	169

OBSERVATION CASES.

During the six months 60 cases—38 males and 22 females were admitted to the Observation Wards as doubtful lunatics, of which only 3 males and 4 females had afterwards to be transferred to Woodilee. For the previous half year the number admitted to these Wards was 45, an increase of 15.

HOSPITAL.

The following are the results of treatment for the past six months, as compared with the corresponding period of last year :—

	Same Period last Year.	Present.
Chargeable at 14th February, - - -	334	352
Admitted since, - - - - -	1329	1171
Total treated, - - - - -	1663	1523
Discharged cured, - - - - -	942	801
Do. relieved, or otherwise dismissed,	229	234
Died in Hospital, - - - - -	185	166
	1356	1201
Remaining at 14th August, - - -	<u>307</u>	<u>322</u>
Number of deaths in other departments } during the period, and not included in } the above return - - - - - }	3	3

The total accommodation in hospital is 366 beds

WOODILEE ASYLUM.

	Same Period last Year.			Present.		
	Males.	Females	Total.	Males.	Females	Total.
Belonging to Barony, -	286	276	562	280	284	564
Other Parishes, -	4	4
	286	276	562	280	288	568

The total number of inmates under the care of the Board at the corresponding period last year was 562, and at this date 568—an increase of 6 in Barony cases.

Of these there were:—

	Same Period last Year.			Present.		
	Males.	Females.	Total.	Males.	Females.	Total.
Chargeable at 14th Feb.,	277	267	544	287	277	564
Admitted since, - -	54	49	103	51	55	106
	331	316	647	338	332	670
Discharged since,	45	40	85	58	44	102
Remaining at 14th Aug.,	286	276	562	280	288	568

The nature of the above Discharges were as under:—

	Same Period last Year.			Present.		
	Males.	Females.	Total.	Males.	Females.	Total.
Recovered, - - -	19	20	39	16	18	34
Per Minute of Board,	3	4	7	5	5	10
Removed to other Asylums,	8	6	14	7	10	17
„ Ireland,	1	...	1	2	...	2
Boarded in Country,	1	2	3	4	2	6
Died, - - -	13	8	21	24	9	33
Total,	45	40	85	58	44	102

*Abstract of Lunacy Cases for Half-year ending 14th August, with
"supposed cause of present attack."*

	Males.	Females.	Total.	Same Period last Year.
I. INHERENT CAUSES.				
Relapse from previous attack, - - - - -	...	2	2	7
Hereditry (without known existing cause), - - - - -	6	6	12	13
Hereditary Neurosis, (do. do.), - - - - -	1	..	1	...
Exacerbation of existing insanity (being boarded out cases returned to Asylum, and such cases as may have been discharged from Asylum unrecovered, and have not since recovered), - - - - -	2	5	7	5
Predisposition from previous attacks (without known exciting cause), - - - - -	5	5	10	13
Mental decay (mental weakness in persons over 60 years of age), - - - - -	...	2	2	..
Mental failure (mental weakness in persons under 60 years of age, who have had average mental capacity until onset of present attack), - - - - -
Natural mental weakness (mental weakness in persons who have always been under the average in mental capacity), - - - - -	4
Congenital Defects. - - - - -	4	...	4	1
	18	20	38	43

II. INCIDENTAL CAUSES.

	With Ascertained Predisposition.		Without known Predisposition.		Total.	Same Period last Year
	Males.	Females.	Males.	Females.		
Mental shock and strain (fear, fright, anxiety, &c.),	1	...	1	2	3
Intemperance (chronic alcoholism),	2	1	..	3	6	7
Do. (acute ,,),	1	1	2	2
Masturbation,	3
Child-birth (puerperal),	3	...	2	5	6
Climacteric period,	1	...	5	6	6
Epilepsy,	1	..	1	3
General paralysis,	1	...	3	...	4	5
Bodily Weakness,	2	1	3	2
Lactation,	2	...	2	4	..
Phthisis,	1
Uterine Disease and Irregularities,	1	...	1	2	1
Chronic Brain Disease,	1	1	5	2	9	4
Pregnancy,	1	...	1	2	1
Meningitis in infancy,	1
Heart Disease,	1	1	...
Religious Excitement,	2	2	...
Apoplexy,	1
Uncertain,	16	5	21	12
	5	11	28	26	70	58
Inherent Causes,	18	20	38	43
	23	31	28	26	108	101

BOARDED OUT LUNATICS.

In addition to the number in Woodilee, there are 142 harmless patients boarded elsewhere—an increase of 2 over the corresponding period last year, thus :

	Same Period last Year.			Present.		
	Males.	Females	Total.	Males.	Females	Total.
Larbert Institution, -	4	5	9	4	3	7
With Friends, - -	8	10	18	7	11	18
Imbeciles boarded in Country, - - -	32	81	113	36	81	117
	44	96	140	47	95	142

Of those boarded in the country, 2 females and 4 males have been removed from Woodilee during the half year.

The list on the following page exhibits the several visits and visitors to the homes of the patients boarded out.

BOARDED-OUT LUNATICS—VISITATIONS 1891.

PLACES.	NAME OF VISITORS.	DATE OF VISITS.
1. Auchtermuchty, Ladybank, Cupar, and Ballmulo,	Messrs. Greenlees and Sutherland.	27th August.
2. Balfroun, Fintry, Kippen, and Gartmore.	Messrs. Galbraith and Sharp.	6th July.
3. Ballantrae.	Messrs. M'Culloch and Muir.	8th July.
4. Chryston and Kirkintilloch.	Dr. Bruce and Mr. Cochran.	9th July.
5. Hamilton.	Messrs. Calderwood and D. Mitchell.	
6. Larbert.	Mr. Taylor and Dr. Buchanan.	
7. Scone and Crieff,	Messrs. D. Mitchell and Cochran.	26th August.
8. Stewarton.	Mr. Sutherland and Dr. Bruce.	
9. Western District of Glasgow.	Messrs. M'Culloch and Sharp.	22nd June.
10. Eastern District of Glasgow.	Messrs. Calderwood and Taylor.	11th August.

VACCINATION DEFAULTERS.

Monthly sheets containing the names of 253 Vaccination Defaulters were laid before the Board during the half-year, as compared with 284 for the corresponding period last year—a decrease of 31. These have been returned to the eleven Registrars of the Parish, as follows:—

	Same Period last Year.	Present.
Vaccinated by Medical Officers, -	24	26
Postponed do., -	23	23
Found to have been previously vaccinated,	91	83
Found to have died before Vaccination,	8	6
Not found by Vaccinators or District Assistant Inspectors, having removed from the Addresses given, - -	138	115
	<hr/>	<hr/>
	284	253
	<hr/>	<hr/>

MEDICAL RELIEF.

	Same Period last Year.	Present.	Increase.	Decrease.
Number of Persons Treated, -	3,492	3,411	..	80
Visits to Patients' Homes, -	3,420	2,890	...	530
Consultations at Dispensaries, -	4,389	4,524	135	...
	<hr/>	<hr/>	<hr/>	<hr/>
	11,301	10,825	135	610

The Recipes issued at the Dispensaries have been as follows :—

DISPENSARIES.	CASES.		Amounts.	
	Same Period last Year.	Present.	Same Period last Year.	Present.
Eastern, - - -	4,011	3,536	£250 3 4	£228 7 3
Western, - - -	1,460	2,004	96 10 3	169 10 4
Maryhill and Springburn,	780	657	31 7 6	25 14 2
	6,251	6,197	£378 1 1	£423 11 9

The results of the treatment of these 3411 are as follows :—

	Same Period last Year.	Present
Cured, - - - - -	597	576
Relieved, - - - - -	1,886	1,740
Died, - - - - -	120	103
Remaining under treatment, - - -	889	992
	<hr/>	<hr/>
Total, - - - - -	<u>3,492</u>	<u>3,411</u>

RETURN, SHOWING THE NUMBER OF CASES TREATED, &c., BY THE VARIOUS MEDICAL OFFICERS FOR
SIX MONTHS ENDING 14TH JULY, 1891.

MEDICAL OFFICERS.	DISTRICTS.	CASES TREATED.		VISITS TO PATIENTS' HOMES.		CONSULTATIONS AT DISPENSARIES.		RECIPES ISSUED.	
		Same Period last Year.	Present.	Same Period last Year.	Present.	Same Period last Year.	Present.	Same Period last Year.	Present.
Dr. Couper,	-	197	138	535	384	100	77	441	235
Dr. Young,	-	108	166	165	269	96	152	105	192
Dr. Smith,	-	156	141	395	322	87	56	599	520
Dr. Hay,	-	105	114	282	221	63	57	181	137
Dr. Halket,	-	417	481	248	262	611	845	667	1,100
Dr. Cowie,	-	216	227	181	300	171	308	291	399
Dr. Chisholm,	-	348	353	183	223	434	409	502	505
	Total,	1,547	1,620	1,989	1,981	1,562	1,904	2,786	3,088
Dr. Murdoch,	Calton and Bridgeton,	1,941	1,791	1,431	906	2,826	2,620	3,465	3,171
	Grand Total,	3,488	3,411	3,420	2,887	4,388	4,524	6,251	6,259
	Increase, Decrease,	77		533			136		8

RETURN OF CHILDREN BOARDED OUT.

	Males.	Females.	Total.	Same Period last Year.
The Children boarded out, as at 14th February, 1891, were -	209	170	379	389
There have been enrolled since then,	19	15	34	27
	<hr/>	<hr/>	<hr/>	<hr/>
	228	185	413	416
Taken off Roll since same date, -	26	24	50	47
	<hr/>	<hr/>	<hr/>	<hr/>
Leaving on Roll at 14th Aug., 1891,	202	161	363	369

Of the number now on the Roll, 149 are orphans, 30 deserted, and 184 separated from parents; 219 are Protestants, and 144 Roman Catholics.

	Males.	Females.	Total.	Same Period last Year.
They are located as follows, viz. :—				
Glasgow and Suburbs, - - -	19	20	39	33
Various parts of the Country, 176	137	313	318	
Industrial Schools, - - -	3	4	7	9
Training Ship, <i>Mars</i> , Dundee, 1	...	1	2	
Do., in Gareloch, - 3	...	3	5	
Deaf and Dumb Institutions, -	2
	<hr/>	<hr/>	<hr/>	<hr/>
	202	161	363	369

The 50 taken off Roll were disposed of thus :—

	Males.	Females.	Total
Domestic Servants, - - - -	...	8	8
Mill Workers, - - - -	...	1	1
Dressmakers, - - - -	..	1	1
Farm Service, - - - -	6	...	6
Sailors, - - - -	2	...	2
Mr. Quarrier, - - - -	1	...	1
Adopted by Guardians, - - -	3	6	9
Adopted by Strangers, - - -	...	2	2
Handed to Parents or Friends, -	4	4	8
Friends went part, - - - -	3	2	5
Message Boy, - - - -	2	...	2
App. Beltmaker, - - - -	2	...	2
App. Saddler, - - - -	1	...	1
App. Baker, - - - -	1	...	1
Died, - - - -	1	...	1
	<hr/>	<hr/>	<hr/>
	26	24	50

The list on the following page exhibits the several visits and visitors to the homes of the children.

VISITATIONS OF CHILDREN BOARDED-OUT, 1891.

PLACES.	VISITORS.	DATE OF VISIT.
1. Airdrie, - - - - -	Messrs. Gray and Begg, - - -	Sept. 9.
2. Saltcoats, Catrine, Kilmarnock, Barrhead, and Neilston, - - -	" W. Mitchell and M'Quiggin, - - -	August 26.
3. Dumfries (Ind. Schl.), Dalbeattie, Castle-Douglas, and Kirkeudbright, - - - - -	Mr. Porteous and Dr. Bruce. - - -	Sept. 8.
4. Girvan and Ballantrae, - - - - -	Messrs. Brand and Stirrat, - - -	July 24.
5. Iona and Creich, - - - - -	" Stirrat and Taylor, - - -	June 26.
6. Islay, - - - - -	" M'Nair and M'Culloch, - - -	July 20.
7. Thornhill, Kippen, Dalmary, Garchel, and Balfroun, - - -	" M'Culloch and Stobo, - - -	July 25.
8. Drymen, Luss, Training Ship, and Kilmalcolm, - - -	" Sellars and Begg, - - -	June 18.
9. Buckie, Stonehaven, "Mars" Training Ship, - - -	" Sellars and Gray, - - -	June 16.
10. Lanark, - - - - -	" Brand and Porteous, - - -	
11. Tomintoul, Braes of Glenlivet, and Tombae, - - -	" Stobo and W. Mitchell, - - -	
12. Beaully, Kiltarlity, and Eskadale, - - -	Dr. Bruce and Mr. Calderwood, - - -	
13. Deaf and Dumb Institution and Industrial Schools, - - -	Messrs. Stirrat and Begg, - - -	
14. North Side of River, West, - - -	" Calderwood and M'Quiggin, - - -	
15. Do., East, - - -	" M'Nair and Taylor, - - -	
16. South Side of River and Rutherglen, - - -	" Porteous and Sellars, - - -	

EDUCATION.

The number of Pauper Children receiving Education and to whom books and stationery are supplied by this Board is as under:—

	Boys.	Girls.	Total.	Same Period last Year.
At 14th February, 1891,	526	551	1,077	1,992
Enrolled since, - - -	97	86	183	194
	<hr style="width: 50%; margin: 0 auto;"/>	<hr style="width: 50%; margin: 0 auto;"/>	<hr style="width: 50%; margin: 0 auto;"/>	<hr style="width: 50%; margin: 0 auto;"/>
	623	637	1,260	2,186
Struck off, - - - -	117	77	194	1,071
	<hr style="width: 50%; margin: 0 auto;"/>	<hr style="width: 50%; margin: 0 auto;"/>	<hr style="width: 50%; margin: 0 auto;"/>	<hr style="width: 50%; margin: 0 auto;"/>
At 14th Aug., 1891, -	506	560	1,066	1,115

The religious professions of these pupils are—711 Protestants, 355 Roman Catholics.

STATISTICS OF PAUPERISM

For Half-Years ended 14th Feby. and 14th August,
from 1881 till 1891, inclusive.

HALF YEAR ENDED.	No. of Appli- cations.	NUMBER CHARGEABLE AT CLOSE OF HALF-YEAR					
		On Out- Door Roll.	In Poor- house.	LUNATICS.		CHILDREN.	
				Asylum	Board'd out.	Board'd out.	Educa- ted.
1881 { February, . . .	4,126	4,710	1,301	427	17	408	2,096
1881 { August, . . .	3,685	5,025	1,051	455	17	414	2,030
1882 { February, . . .	3,664	4,947	1,212	445	14	408	2,168
1882 { August, . . .	3,561	4,975	996	455	17	405	2,096
1883 { February, . . .	4,119	4,588	1,149	456	17	412	2,211
1883 { August, . . .	3,707	4,491	1,069	471	22	405	1,925
1884 { February, . . .	3,814	4,428	1,291	471	18	413	2,059
1884 { August, . . .	3,860	4,389	1,109	495	19	413	1,936
1885 { February, . . .	4,169	4,927	1,194	490	20	439	2,417
1885 { August, . . .	4,056	4,872	1,171	497	20	444	2,296
1886 { February, . . .	3,995	5,100	1,359	520	26	435	3,082
1886 { August, . . .	3,672	4,759	1,137	504	54	443	3,163
1887 { February, . . .	3,570	4,816	1,195	514	70	427	3,320
1887 { August, . . .	3,260	4,551	1,077	523	77	421	3,456
1888 { February, . . .	3,138	4,278	1,124	537	91	405	3,505
1888 { August, . . .	3,031	4,256	1,013	560	97	416	3,531
1889 { February, . . .	3,149	4,272	1,176	545	110	395	3,543
1889 { August, . . .	2,914	4,214	983	555	123	391	3,536
1890 { February, . . .	2,935	4,055	1,013	544	140	389	2,030
1890 { August, . . .	2,866	4,012	925	562	140	369	1,115
1891 { February, . . .	3,135	4,006	1,054	564	139	379	1,077
1891 { August, . . .	2,897	3,795	996	568	142	363	1,066

JAS. R. MOTION,
Acting Inspector of Poor.

14th August, 1891.

HALF YEARLY REPORT

BY

MEDICAL OFFICER OF POORHOUSE,

Submitted to House Committee, 27th August, 1891.

BARNHILL, August, 1891.

GENTLEMEN,—I herewith submit the following Report of the Patients treated in Hospital during the half year ending 14th August, 1891.

Remaining in Hospital at 14th February, 1891—

Children, - - - -	37	
Adults, - - - -	315	
	352	

Admitted during half year—

Children, - - - -	154	
Adults, - - - -	1017	1171
	1523	

Discharged during half year—

Adults Cured, - - - -	676	
„ Relieved, - - - -	211	
„ Died, - - - -	153	
Children Cured, - - - -	125	
„ Relieved, - - - -	23	
„ Died, - - - -	13	
	1201	

Remaining in Hospital at Aug. 14th, 1891—

Children, - - - -	30	
Adults, - - - -	292	
	322	

Treated in Dispensary, - - - - 1848

Average residence of those discharged and died—

Adults Cured, -	Average Residence, 26·6 days.
„ Relieved,	„ „ 67·0 „
„ Died, -	„ „ 112·2 „
Children Cured, -	„ „ 31·2 „
„ Relieved,	„ „ 38·2 „
„ Died, -	„ „ 78·3 „

Twelve patients died within 36 hours of admission.

Including these, the death-rate during the half year is 10·5 per cent. Last year the death-rate was 11 per cent. The death rate amongst Adults is 11·4 per cent.; amongst Children, 6·8 per cent., as compared with 11·2 and 10 respectively, for half year ending 14th August, 1890. The accompanying Chart shows the per centage under treatment, and the per centage of deaths at different ages. The black line represents the number under treatment, and the red line represents the death-rate at the specified ages.

The highest death-rate, 23·4 per cent., occurs between the ages of 65 and 75 years.

The lowest death-rate, ·6 per cent., occurs between the ages of 3 and 15 years.

The death-rate amongst children under 3 years is 7·2 per cent.; for the same period in 1890 it was 9·1.

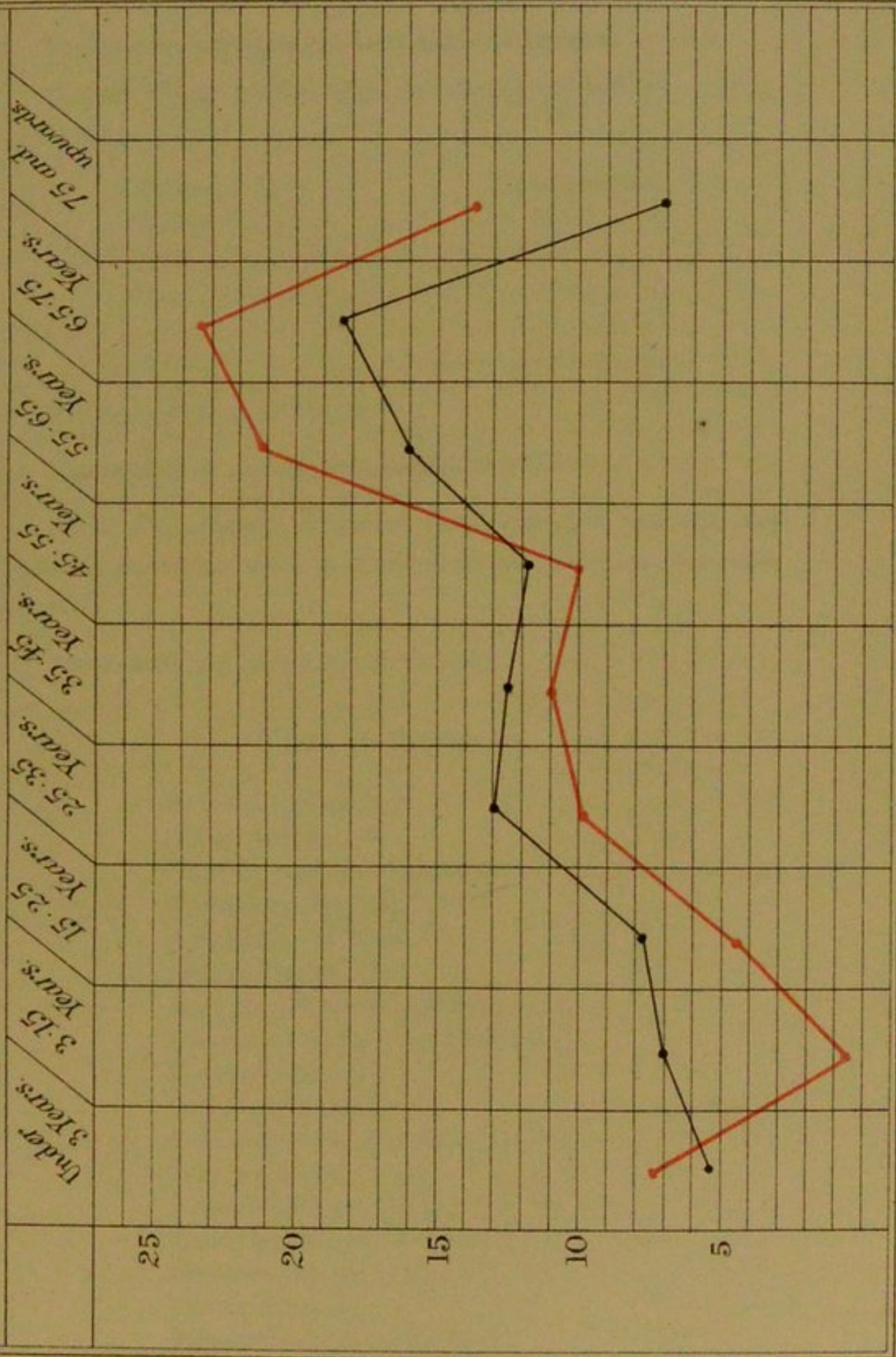
The following table shows the results of treatment in the Observation Wards:—

	Males.	Females.
Remaining in O.W. February 14th, 1891,	6	3
Admitted since, - - - - -	38	22
	—	—
Total treated, - - - - -	44	25

Discharged:—

	Males.	Females.		
Cured, - - - - -	29	17		
Sent to Hospital, -	7	2		
„ Asylum, -	3	4		
„ own Parish, -	3	0		
Died, - - - - -	1	0		
	—	—	43	23
			—	—
Remaining in O.W. August 14th, 1891, -			1	2
			—	—

CHART SHOWING PERCENTAGE OF DEATHS AND PERCENTAGE UNDER TREATMENT AT DIFFERENT AGES.



ORDER RECEIVED FROM THE

THE UNIVERSITY OF CHICAGO

LIBRARY OF THE UNIVERSITY OF CHICAGO

Post-mortem examinations were made in 18 cases.

The Stimulants used in Hospital during the half year ending 14th August, 1891, were—

Whisky,	-	-	-	1440	ounces.
Brandy,	-	-	-	796	„
Wine,	-	-	-	186	„
Gin,	-	-	-	320	„
				—	„
				Total,	2742 „

The cost of above is £15 9s. 3d.

The number of prescriptions dispensed is 9,653.

Three Probationers completed their course of training, and after examination, were granted certificates of fitness for registration.

Chloroform was administered 29 times.

LIST OF OPERATIONS.

- Excision of Glands (3).
- Glands Scraped (3).
- Sinus Opened and Scraped (2)
- Hydrocele—Radical Cure (3).
- Amputation of Thigh (2).
- Abscess Opened (1).
- Lacerated Perineum—Plastic—(1).
- Dislocation of Shoulder Reduced (1).
- Fistula in Ano (1).
- Osteotomy—Double (1).
- Breaking down Adhesions (1).
- Wry Neck (1).
- Removal of Tumour (1).
- Bubo Opened and Scraped (1).
- Stricture Dilated (4).
- Circumcision (5).
- Hæmorrhoids, Excision of (1).

TABLE OF DISEASES—(a) MEDICAL.

Respiratory System—

Pneumonia, - - -	29	Emphysema, - - -	5
Phthisis, - - -	57	Pleurisy, - - -	8
Bronchitis, - - -	179	Catarrh, - - -	25
Asthma, - - -	1	Broncho-Pneumonia, -	12
Cardiac and Bronchitis, -	42	Consolidation of Lung, -	1
Pleurisy, with Pneumonia,	3	Bronchial Catarrh, - -	3
Abscess of Lung, - - -	1	Dilatation of Bronchi, -	1

Circulatory System—

Disease of Heart, - - -	49	Cardiac and Rheumatism,	5
Cardiac Dropsy, - - -	1	Cardiac and Bright's,	4
Syncope, - - - - -	1		

Nervous System—

Paraplegia, - - - - -	3	General Paralysis, - - -	2
Aphasia, - - - - -	3	Mental „ - - - - -	1
Apoplexy, - - - - -	3	Epilepsy, - - - - -	11
Hemiplegia, - - - - -	9	Epileptiform Convulsions,	1
Neuralgia, - - - - -	5	Paralysis, - - - - -	8
Cerebral Tumour, - - -	1	Cerebral softening, - - -	2
Pleurodynia, - - - - -	2	Hysteria, - - - - -	2
Cerebral Haemorrhage, -	2	Locomotor Ataxy, - - -	1
Inflammation of Brain,	1	Paresis, - - - - -	1
Vertigo, - - - - -	1	Hemiplegia, with Aphasia,	1

Urinary System—

Bright's Disease, - - -	9	Incontinence of Urine, -	1
-------------------------	---	--------------------------	---

Digestive System—

Dyspepsia, - - - - -	29	Ascites, - - - - -	1
Diarrhœa, - - - - -	15	Gastric Catarrh, - - -	1
Jaundice, - - - - -	4	Aphthae, - - - - -	3
Cancer of Pylorus, - - -	1		

Integumentary System—

Eczema, - - - -	54	Psoriasis, - - - -	3
Impetigo, - - - -	1	Phthiriasis, - - - -	5
Scabies, - - - -	2	Pruritus Ani, - - - -	1
Tinea Tonsurans, - - - -	1	Herpes Zoster, - - - -	1
Tinea Circinata, - - - -	1	Alopecia, - - - -	2
Herpes Labialis, - - - -	1		

Diseases of Women—

Leucorrhoea, - - - -	4	Amenorrhoea, - - - -	2
Menorrhagia, - - - -	2	Hyperaemia of Mamma, - - - -	1
Ovaritis, - - - -	1		

General Diseases—

Congenital Weakness, - - - -	1	Atrophy, - - - -	4
Debility, - - - -	64	Rheumatic Fever, - - - -	2
Rheumatism, - - - -	39	Senile Decay, - - - -	2
Alcoholic Coma, - - - -	1	Malnutrition, - - - -	3
Septicaemia, - - - -	1	Ague, - - - -	1
Diabetes Mellitus, - - - -	2	Scurvy, - - - -	3
Starvation, - - - -	1	Alcoholism, - - - -	6
Purpura Haemorrhagica, - - - -	1		

Infectious Diseases—

Varicella, - - - -	2	Whooping-Cough, - - - -	4
Mothers with Children, - - - -	9	Children with Mothers, - - - -	7
Pregnancies, - - - -	20	Births, - - - -	15

*(b) SURGICAL.**Diseases of the Eye and Ear—*

Ophthalmia, - - - -	8	Granular Lids, - - - -	2
Purulent Ophthalmia, - - - -	1	Conjunctivitis, - - - -	1
Corneal Ulcer, - - - -	4	Otorrhoea, - - - -	2
Eczema Tarsi, - - - -	1	Ophthalmia Tarsi, - - - -	1
Iritis, - - - -	3		

Diseases of Rectum—

Fissure of Anus, - - - -	1	Haemorrhoids, - - - -	2
Condylomata, - - - -	2		

Tumours—

Cancer Uteri, - - -	1	Scirrhus of Breast, - - -	1
Glandular Enlargement, -	4	Node, - - - - -	1
Wens, - - - - -	1	Nasal Polypus, - - -	2
Malignant Tumour of Labia,	1		

Genito Urinary—

Lacerated Perineum,- - -	1	Hydrocele, - - - - -	4
Chancre, - - - - -	5	Uterine Ulcer, - - -	1
Gonorrhœa, - - - - -	6	Phimosi, - - - - -	3
Stricture, - - - - -	5	Prolapsus Uteri, - - -	2
Retention of Urine, - - -	1	Cystitis, - - - - -	4
Orchitis, - - - - -	1		

Diseases of Bones and Joints—

Bursitis, - - - - -	1	Spinal Disease, - - -	2
Anchylosis of Knee, - - -	1	Sprain, - - - - -	6
Morbus Coxæ, - - - - -	3	Disease of Ankle, - - -	1
Disease of Shoulder, - - -	2	Compound Fracture of Patella,	1
Genu Valgum, - - - - -	2	Periostitis, - - - - -	2
Fracture, - - - - -	11	Synovitis, - - - - -	3
Necrosis of Femur, - - -	1	Disease of Knee, - - -	2

General Diseases—

Pharyngitis, - - - - -	1	Erysipelas, - - - - -	3
Abscess, - - - - -	32	Scrofulous Glands, - - -	3
Varicose Veins, - - - - -	1	Ozoena, - - - - -	1
Bubo, - - - - -	2	Cellulitis, - - - - -	2
Phlebitis, - - - - -	2	Syphilis, - - - - -	1
Burn, - - - - -	2	Furunculus, - - - - -	5
Lumbago, - - - - -	14	Ulcer, - - - - -	70
Sciatica, - - - - -	3	Bruise, - - - - -	33
Footsore, - - - - -	9	Contused Wound, - - -	15
Carbuncle, - - - - -	3	Polyuria, - - - - -	1
Laryngitis, - - - - -	6	Ulceration of Mouth, - - -	1
Parotitis, - - - - -	1	Ulceration of Labia, - - -	3
Hernia, - - - - -	2	Psoas Abscess, - - - - -	1
Epistaxis, - - - - -	2	Gonorrhœal Rheumatism,	1
Gangrene, - - - - -	1	Scrofulous Ulcers, - - -	2
Oedema of Legs, - - - - -	1	Struma, - - - - -	3
Tonsillitis, - - - - -	1	Incised Wound, - - - - -	2
Cleft Palate and Hare Lip,	1		

TABLE OF CAUSES OF DEATH.

Phthisis Pulmonalis, -	-	24	Locomotor Ataxy, -	-	1
Apoplexy, -	-	10	Abscess, -	-	1
Cardiac, -	-	13	Gangrene, -	-	3
Pneumonia, -	-	15	Abscess of Lung, -	-	2
Bronchitis, -	-	9	Hypertrophy of Heart, -	-	1
Senile Decay, -	-	4	Epithelioma, -	-	1
Bronchitis and Cardiac, -	-	12	Cerebral Haemorrhage, -	-	1
Debility, -	-	20	Pleurisy with Pneumonia, -	-	2
Diarrhoea, -	-	1	Tumour of Womb, -	-	1
Paralysis, -	-	3	Septicaemia, -	-	1
Cerebral Tumour, -	-	1	Necrosis of Ribs, -	-	1
Bright's Disease, -	-	5	Scrofula, -	-	1
Cardiac and Bright's Disease, -	-	2	Congenital Syphilis, -	-	1
Hemiplegia, -	-	7	Aneurism, -	-	1
Weakness at Birth, -	-	2	Ulcer, -	-	1
Cancer of Rectum, -	-	1	Jaundice, -	-	1
Malignant Disease of Omentum, -	-	1	Malnutrition, -	-	1
Inflammation of Brain, -	-	1	Disease of Aortic Valves, -	-	1
Rupture of Aorta, -	-	1	Atrophy, -	-	3
Paraplegia, -	-	1	Renal Calculus, -	-	1
Cystitis, -	-	3	Tubercular Disease, -	-	1
Malignant Tumour, -	-	1	Epileptiform Convulsions, -	-	1
Broncho-pneumonia, -	-	1			

The average daily number in the Hospital was 340. The smallest number on any one day was 307; the largest number, 375.

The subjoined table shows the numbers sent to the different departments on admission. As showing the severity of the cases, it was deemed necessary to send as many as 116 into Hospital without being bathed.

	Hospital.	Infirm.	T.O.	Test.	O.W.	Dismissed before sent to any Department.	Births.	Total.
Men, -	491	66	156	...	33	5	...	751
Women,	293	109	155	18	17	7	...	599
Children,	79	...	191	...	1	12	15	298
Total,	863	175	502	18	51	24	15	1648

WILLIAM CORE, M.D.

LUNACY CASES.

SECOND ANNUAL REPORT ON CERTIFICATION OF LUNATICS

For Year ended 14th May, 1891.

By DR. CARSWELL, Certifying Physician in Lunacy to the Board.

	Males.	Females.	Total.	Previous Twelve Months.
Certified, - - - - -	90	96	186	187
Uncertified, - - - - -	76	72	148	121
Total Applications, -	166	168	334	308

I have the honour to submit the Second Annual Report on Certification of Lunatics. From the accompanying statistics it will be seen that 334 applications were received during the year ending 14th May, 1891, an increase of 26 upon last year. 186 were certified against 187 last year, the increase in the number of applications being therefore entirely of that class of cases which do not require asylum care and treatment. Each case has been carefully investigated as to the probable cause, and the results in regard to the cases certified are given in the accompanying table of causation. In 80 cases the ascertained causes were of the class which I have called Inherent, that is, the insanity was apparently due to defects and abnormalities in nervous organization, without known exciting causes, in 29 cases there existed various exciting causes, along with ascertained predisposition; in all, 109 out of a total of 186 had an ascertained tendency to the

occurrence of insanity. Against that we have 77 cases where no predisposition was known to exist, but in that number are included 34 cases of uncertain causation, in many of which a predisposition may have existed, though from want of information regarding their antecedents, no reliable opinion could be formed. These figures indicate this significant fact that insanity is in the majority of cases the product of unstable and ill developed states of nervous organization transmitted through generations, and of similar conditions acquired by previous attacks of insanity; in other words, that well nigh two-thirds of the insanity occurring each year is due to the recurrence of former attacks, and to the lighting up of latent inherited insanity. We reach the same conclusion from a consideration of another set of figures in the table of causation. Take the number of cases caused by mental shock and strain, and it will be observed that the number is remarkably low, 7 having been so caused this year, compared with 14 last year, a total of 21 in two years, and only 6 were found to be free from an ascertained predisposition to insanity; in other words, only 6 persons not known to be predisposed to insanity, out of a total of 373 cases in two years, have become insane through mental shock and strain. The popular notion about people being "driven mad" by stress of circumstances does not receive much support from these figures. If we leave out of account, Intemperance, General Paralysis, Epilepsy, and Chronic Brain Disease, all of them causes that operate by inducing certain well defined structural alterations in the central nervous system, it will be apparent that the remaining causes, viz., Mental Shock, Masturbation, Climateric Period, Child-Birth, &c., influences wide in their prevalence, and daily in their operation in the community, are after all comparatively insignificant factors in the production of insanity, for these incidental or stress causes, apart from predisposition and the organic causes enumerated, have only produced 20 out of 186 cases. Of course we must add those of uncertain causation, but even with that large and equivocal addition there are only 54 of whom it may be approximately held that they became insane through stress, either physical or moral. The figures for last year are of a similar character, pointing to the same conclusion, which is, that insanity is essentially a disease of the central nervous system, having its origin in inherited tendencies and defects, and in slow and as yet but imperfectly understood changes in nervous structure. This conclusion may appear so rational as almost to need only to be stated, and to be left to be its own proof. But from the time when insanity was supposed to be a form of demoniacal possession, down to the present day, when neurological science has cleared away many false ideas regarding the nature of mental disease, the public mind has really not much changed in its ideas about lunacy, except that it now looks upon lunatics with sympathy, and treats

them kindly, instead of regarding them with disgust and putting them in chains. With the realization of the fact that insanity is essentially a disease of the nervous system, it may be expected that advance will be made in the direction of the prevention and cure of this distressing malady. The practical issue arises, can anything be done to prevent the disease reaching the stage when asylum treatment becomes necessary? In regard to the recurrent attacks, which are one-third of the total number of those certified each year, the experience derived from the working of the observation wards at Barnhill shows that these wards have been valuable in obviating the necessity for having recourse to asylum treatment in ten recurrent cases. That, of course, is a comparatively limited number, but it suggests the conclusion, that with suitable provision to enable a patient to enter an institution, not an asylum, easily, and as easily to leave it, many would come earlier under treatment, and a larger proportion of these recurrent cases than we can now show would be saved from reaching the asylum stage. And there is also reason to hope that temporary hospital treatment of this kind would prove valuable in the early stages of insanity when treatment is most likely to prove efficacious. This is not the place to discuss the probable value of brain infirmaries, but it is right that inferences of a reasonable and practical character suggested by the figures we are now dealing with should at anyrate be indicated. Something might also be accomplished by the provision of facilities for outdoor special medical advice in cases of threatened recurrent attacks, and in the early stages of first attacks. In regard to the prevention of the hereditary transmission of insanity we must trust to the diffusion of knowledge and the general growth of intelligence and wise conduct regarding these matters among the community. By the accumulation and publication of such facts and figures as those we are now dealing with we may hope to contribute to this desirable result.

Heredity, without known exciting cause, produced the largest number of cases this year, there being 27, against 14 last year. Last year Intemperance headed the list, but the figures for this year probably more accurately represent the relative place of Intemperance as a cause of Insanity; Chronic Alcoholism sent 16 cases, and Acute Alcoholism 2 cases to the Asylum; although it must be added that 15 cases of Delirium Tremens were treated at Barnhill. Organic Diseases of the Central Nervous System, viz.: Epilepsy, General Paralysis, and Chronic Brain Diseases, caused 15 cases, compared with 29 last year. Insanity caused by these diseases is usually a symptom that appears when the Organic changes have reached a very advanced stage. The Insanity is but an incident in the progress of the disease, and if hope of cure there be, it must be attempted before the stage of insanity

has been reached. It is satisfactory to note that the number of cases of General Paralysis has been fewer by one half than last year, and it is noteworthy that the numbers from Intemperance and General Paralysis—also a disease produced by excess—are both down. Of those certified, 19 males and 41 females, total, 60, had suffered from one or more previous attacks of insanity, though not in every case previously under Asylum treatment.

Cases not Certified—

The cases not Certified were disposed of as follows:—

*Certified fit to be treated in Barnhill Hospital and Observation Wards,	86
Not requiring Asylum treatment and taken charge of by friends,	40
Applications withdrawn,	11
Treated at their own homes,	5
Taken over by other Parishes,	6
	148

* In addition to above, seven cases were first sent to Observation Wards, but had afterwards to be Certified, and removed to Asylum.

It is again satisfactory to note that no accidents or complaints occurred in connection with the removal of the patients to the Asylum. My thanks are due to the Inspector and his assistants for their efficient and valued assistance in visiting the cases.

J. CARSWELL.

TABLE showing causes of Insanity in the cases certified:—

I. INHERENT CAUSES.	Males.	Females.	Total	Previous Twelve Months.
	Relapse from previous attack,	2	6	8
Heredity (without known exciting cause), ..	14	13	27	14
Hereditary Neurosis, (do. do.), ..				1
Exacerbation of existing insanity (being boarded-out cases returned to Asylum, and such cases as may have been discharged from Asylum unrecovered, and have not since recovered), ...	3	1	4	14
Predisposition from previous attacks (without known exciting cause),	5	16	21	20
Mental decay (mental weakness in persons over 60 years of age),		6	6	3
Mental failure (mental weakness in persons under 60 years of age, who have had average mental capacity until onset of present attack),				1
Natural mental weakness (mental weakness in persons who have always been under the average in mental capacity),	5	2	7	3
Congenital Defects,	4	3	7	3
	33	47	80	63

II. INCIDENTAL CAUSES.

	With Ascertained Predisposition.		Without Known Predisposition.		Total	Previous Twelve Months.
	Males.	Females.	Males.	Females.		
Mental shock and strain (fear, fright, anxiety, &c.),	4	...	2	1	7	14
Intemperance (acute alcoholism),	1	1	2	5
Intemperance (chronic alcoholism),	4	2	3	7	16	17
Masturbation,	3	...	3	7
Child-birth (puerperal),	5	...	3	8	5
Climacteric period,	2	...	4	6	9
Epilepsy,	1	3	4	8
General paralysis,	1	...	4	...	5	10
Religious excitement,	1	...	1	2
Family worry,	2
Bodily Weakness,	1	1	2	4	1
Privation,	2
Uterine Disease and Irregularities,	2	2	2
Chronic Brain Disease,	2	1	2	1	6	11
Meningitis (acute),	1
Meningitis, in infancy,	1
Pregnancy,	1	1	3
Recent attack of Erysipelas of head,	1
Apoplexy,	1
Phthisis,	1	1	...
Lactation,	1	1	...
Anaemia,	1	1	...
Fall from height,	1	...	1	...
Recent illness and Surgical operation,	1	1	...	2	1
Heart Disease,	1	1	...
Uncertain,	24	10	34	21
	13	16	44	33	106	124
Inherent Causes,	33	47			80	63
	46	63	44	33	186	187

NOTE.—Of those certified, 19 males and 41 females = 60 53 were previously insane.

SPECIAL RETURN

FOR YEAR ENDED 14th MAY, 1891.

I.—NUMBER OF PAUPERS CHARGEABLE AT 14th MAY, 1891.

CLASS.	ADULTS.			DEPENDENTS.			GROSS TOTAL.	Same Period last Year
	Males.	Females.	Total.	Males.	Females.	Total.		
A. Registered Poor,	1099	2218	3317	891	1083	1974	5291	5417
B. Casual „	70	113	183	45	57	102	285	226
	1169	2331	3500	936	1140	2076	5576	5643
C. Orphan, Deserted and Separated Children, included in A, }	200	167	367					

A decrease as compared with previous year of 67.

CLASSIFICATION OF PAUPERS CHARGEABLE.

CLASS.	ADULTS.			DEPENDENTS.			GROSS TOTAL.
	Males.	Females.	Total	Males	Females.	Total.	
On Out-door Roll, Barony Cases, -	201	1301	1502	859	1067	1926	3428
On Children's Roll, Barony Cases, -	200	167	367				367
On Out-door Roll, Suspense Cases, -	4	30	34	31	38	69	103
On Out-door Roll, Irish Cases, - -	1	7	8	4	3	7	15
							3913
In Poorhouse, Barony Cases, - - -	327	452	779	36	20	56	835
In Poorhouse, Suspense & Irish Cases,	43	47	90	14	12	26	116
							951
Lunatics in Asylums and Institutions,	290	284	574				574
Lunatics in Private Dwellings, - -	42	96	138				138
							712
	1108	2384	3492	944	1140	2084	5576

As compared with previous year, these figures show—On Roll a decrease of 111; in Poorhouse, an increase of 20; and on Lunacy Rolls, an increase of 24.

III.—APPLICATIONS FOR RELIEF DURING YEAR.

Applications made once during the year,	.	.	1,960
" twice "	.	846	1,692
" three times "	.	308	924
" four " "	.	182	728
" five " "	.	92	460
" six " "	.	25	150
" seven " "	.	0	0
" eight " "	.	15	120
" nine " "	.	8	72
			6,106
Total,	.	.	

These were disposed of as follows :—

CLASS.	CASES.	DEPENDENTS.	
		Males.	Females.
Registered on Out-Door Rolls—			
Monthly,	243	230	282
Weekly,	103	100	135
Suspense,	110	102	129
Irish,	3	8	7
Total,	459	440	553
Offered Poorhouse,*	3,513	400	723
Admitted to Asylum,	170		
Withdrawn, Not Found, &c.,	596		
Refused,†	141		
Medical Relief (263), Interim	868		
Relief (605),			
Referred to other Parishes,	359		
Relatives and Local Authorities,			
Total,	6,106	840	1,276

*Of the number of cases offered Poorhouse, 2,711 accepted, and 798 declined same.

† Of the number Refused, 10 appealed to the Sheriff, and were granted Orders for Relief.

Of the Applicants during the year there were born in

Scotland,	3,762
England,	207
Ireland,	2,103
Foreign,	34
	<hr/>
	6,106
	<hr/> <hr/>

IV.—REMOVALS DURING YEAR.

	Males.	Females.	Depend- ents.	Total.	Previous Year.
Removed to Ireland, . . .	21	7	1	29	57
„ England, . . .	12	3	5	20	7
„ other Parishes } in Scotland, }	52	54	32	138	351
Total,	85	64	38	187	415

V.—FINANCIAL STATEMENT as included in BOARD OF SUPERVISION RETURN.

	14th May, 1890.			14th May, 1891.		
RECEIPTS.						
Assessment,	£58,332	3	3	£57,468	8	2
From Government in lieu of } Rates, }	203	2	0	201	4	7
Other Sources,	1,625	2	3	1,577	19	7
Medical Relief Grant,	1,782	19	9	1,753	10	5
Pauper Lunacy Grant,	6,408	8	0	6,294	18	7
PROBATE DUTY GRANTS—						
Pauper Lunacy,					
Boarded-out Children,					
Blind & Deaf Mute Children, Management,	2,729	0	8	...		
EXPENDITURE.						
Maintenance of Registered } Poor, }	£40,014	12	6	42,364	19	5
Maintenance of Casual Poor, Medical Relief,	354	6	11	280	16	2
Management,	3,307	12	0	3,259	7	0
Law Expenses,	11,039	8	5	10,673	4	10
Miscellaneous,	300	6	3	299	17	4
Expenditure on Lunatic Poor,	124	0	0	262	13	0
	14,571	2	6	14,959	3	5

JAS. R. MOTION.

1902
MAY 10
1902

