

An address of welcome delivered on the occasion of the centenary festival of the Royal College of Surgeons of England ... July 26, 1900 : to which is appended a short biographical account of each of the sixty-one surgeons who have been masters or presidents of the college during the one hundred years of its existence / by the president, Sir William MacCormac, bart.

Contributors

MacCormac, William, Sir, 1836-1901.

Publication/Creation

London : Ballantyne, Hanson & Co., 1900.

Persistent URL

<https://wellcomecollection.org/works/cqjxqxbw>

License and attribution

Conditions of use: it is possible this item is protected by copyright and/or related rights. You are free to use this item in any way that is permitted by the copyright and related rights legislation that applies to your use. For other uses you need to obtain permission from the rights-holder(s).



Wellcome Collection
183 Euston Road
London NW1 2BE UK
T +44 (0)20 7611 8722
E library@wellcomecollection.org
<https://wellcomecollection.org>

ADDRESS OF
WELCOME * *
CENTENARY OF
ROYAL COLLEGE
OF SURGEONS OF
ENGLAND * * *

BY THE PRESIDENT * *
SIR WILLIAM MAC CORMAC

B. XXIII. 13


(2)

v. 42. A9



22101056673

x 62017







Digitized by the Internet Archive
in 2016

<https://archive.org/details/b24864948>

AN
ADDRESS OF WELCOME
BY
SIR WILLIAM MAC CORMAC
PRESIDENT
OF THE
ROYAL COLLEGE OF SURGEONS OF
ENGLAND







AN
ADDRESS OF WELCOME

DELIVERED ON THE OCCASION OF

THE CENTENARY FESTIVAL OF THE ROYAL COLLEGE
OF SURGEONS OF ENGLAND ON THURSDAY,
JULY 26, 1900,

TO WHICH IS APPENDED

A SHORT BIOGRAPHICAL ACCOUNT OF EACH OF THE SIXTY-ONE
SURGEONS WHO HAVE BEEN MASTERS OR PRESIDENTS
OF THE COLLEGE DURING THE ONE HUNDRED
YEARS OF ITS EXISTENCE,

BY THE PRESIDENT

SIR WILLIAM MAC CORMAC, BART., K.C.V.O.

M.A., D.SC. QUEEN'S UNIVERSITY, M.CH. HONORIS CAUSA UNIVERSITY
OF DUBLIN, AND ROYAL UNIVERSITY IN IRELAND,
SURGEON IN ORDINARY TO HIS ROYAL HIGHNESS THE PRINCE OF WALES,
KNIGHT OF GRACE, ORDER OF ST. JOHN OF JERUSALEM,
PRESIDENT OF THE ROYAL COLLEGE OF SURGEONS OF ENGLAND,
HONORARY FELLOW OF THE ROYAL ACADEMY OF MEDICINE IN IRELAND.

CONSULTING SURGEON AND EMERITUS LECTURER ON CLINICAL SURGERY,
ST. THOMAS'S HOSPITAL,
CONSULTING SURGEON QUEEN CHARLOTTE'S HOSPITAL,
FRENCH HOSPITAL, ITALIAN HOSPITAL, BRITISH LYING-IN HOSPITAL,
AND ROYAL HOSPITAL, BELFAST.

HON. MEMBER OF THE ACADEMIES OF MEDICINE OF PARIS, BRUSSELS, AND ROME, AND OF
THE IMPERIAL ACADEMY OF MILITARY MEDICINE, ST. PETERSBURG; HON. FELLOW
OF THE AMERICAN SURGICAL ASSOCIATION; HON. MEMBER OF THE MEDICAL
SOCIETIES OF NEW YORK AND MUNICH; COMMANDEUR DE LA LÉGION
D'HONNEUR; COMMANDER OF THE MEDJIDIE, CROWN OF
ITALY, TAKOVO, DANNEBROG, AND MILITARY MERIT
OF BAVARIA; KNIGHT OF THE CROWN ORDER
OF PRUSSIA, SÃO THIAGO, PORTUGAL,
AND ROYAL NORTH STAR OF
SWEDEN

LONDON
BALLANTYNE, HANSON & CO.
TAVISTOCK ST., COVENT GARDEN, W.C.

1900

THE COLLEGE OF SURGEONS
Surgery, Biography: G — B —
1 G — B — = Surgery, Biography


(2)

V.42. A Q

SECOND IMPRESSION,
WITH ADDITIONS AND ILLUSTRATIONS







Photodur KA 11/10/10, P. 10, 10

THE ROYAL COLLEGE OF SURGEONS OF ENGLAND.

MY LORDS AND GENTLEMEN,

One hundred years have passed since the charter granted by King George III. incorporated the Surgeons of England into a Royal College, whereby the Art and Science of Surgery might be the better cultivated and the commonweal of the people of this kingdom benefited.

We meet to-day in order to celebrate the Centenary of our Incorporation, and the occasion compels us to reflect how far the College has fulfilled its high mission and merited the public consideration and confidence it enjoys, and, as we believe, deserves to enjoy, through unselfish service to the State.

My first and most pleasant duty is to welcome our illustrious guests who have come from many, and distant, countries to do honour to our College. Amongst them are great Surgeons from almost all the nations, men who not only hold the highest professional position in their respective countries,

CENTENARY FESTIVAL OF THE

but whose public record has made their name familiar to us all, while many of them are dear personal friends.

We have guests, too, our own countrymen, whom we delight to honour: dignitaries of the Church, and of the Law, and Heads of our ancient seats of learning. Although I cannot enumerate all, I can and do extend to each and every one the most cordial welcome and would wish to express our grateful appreciation of their presence amongst us.

An occasion like this possesses historic interest.

We contrast our present position with that of our predecessors, and rightly congratulate ourselves on our greater knowledge and opportunities, on the facilities we enjoy for investigating the mystery of disease, and for its more effective treatment.

The comparison enables us to realise, as only such a comparison can, the extent of our gains and our increased opportunities for doing good. It leads us at the same time to recognise, as we ought, how large a debt we owe to the workers who have preceded us for so many of those happy results which are now matters of daily accomplishment.

The progress of Surgery has been greater



Photomicrograph of a single cell

THE ENTRANCE HALL



ROYAL COLLEGE OF SURGEONS

during the present century, more especially in the latter portion of it, than in all the preceding centuries combined, and it is of especial interest to us to note that this period of rapid advancement exactly corresponds with the life history of our College, whose Centenary we are assembled to commemorate.

If we look back—and it is well to look back sometimes—we find in the labours of the old masters of Surgery much to enlighten, to widen, and to confirm our views.

A knowledge of the history of our art and science tends to make us juster judges both of our own work and that of others.

When we search the history of the development of scientific truth we learn that no new fact or achievement ever stands by itself, no new discovery ever leaps forth in perfect panoply, as Minerva did from the brow of Jove.

Absolute originality does not exist, and a new discovery is largely the product of what has gone before. “We may be confident that each forward step is not ordered by one individual alone, but is also the outcome in a large measure of the labours of others. The history of scientific effort tells us that the past is not something to look back upon with regret, something lost, never

CENTENARY FESTIVAL OF THE

to be recalled, but rather as an abiding influence helping us to accomplish yet greater successes." * Again and again we may read in the words of some half forgotten worthy the outlines of an idea which has shone forth in later days as an acknowledged truth.

We see numerous instances of this in the history of Surgery. Some fellow worker in years long past has discovered a new fact, or indicated the path leading to a fresh truth. It is forgotten, and a century later something nearly the same, or mayhap a little better, is discovered afresh. The psychological moment has arrived, and the discoverer reaps the reward not only of his own labours but of those of his predecessors as well.

The countless trials and experiments which ended in the general use of ether and chloroform in surgery, that trebly blessed discovery of a sure relief from pain, were guided by the experience of previous trials, half successful, half failures.

The patient labour of our distinguished Fellow, Lord Lister, now President of the Royal Society, has been rewarded by a success to which all the world does homage, and which will crown his

* Presidential Address, British Association, Dover, 1899, by Sir Michael Foster, K.C.B.

ROYAL COLLEGE OF SURGEONS

head with imperishable laurels. Yet none will be readier than Lord Lister to acknowledge how much the antiseptic methods of wound treatment owe to the researches and discoveries of Pasteur.

If we examine the old books we may find again and again something very near to what is the accepted doctrine of the present time.*

History, it is said, repeats itself, and so very certainly does Surgery. The difficulty of discovering anything really new is as great in Surgery as in other branches of knowledge. Hippocrates (460 B.C.), the father of medicine, classified injuries of the skull in much the same way as that adopted in our modern text-books. He spoke of contusions of the cranium without fracture or depression, of simple fractures, depressed fractures, indented fractures involving the outer table alone, and fractures at a distance from the seat of injury which we now style fractures by *contre-coup*, a classification which leaves but a small margin for improvement.

Many of the surgical instruments found in

* For many of the details which follow I am indebted to an interesting history of Surgery by Dr. Billings, which is to be found in the "System of Surgery," by Dr. Dennis, F.R.C.S. of New York.

CENTENARY FESTIVAL OF THE

Pompeii are precisely similar in principle, if not quite equal in workmanship, to those now in use, and Pompeii was destroyed more than 1800 years ago (A.D. 79).

Heliodorus, who lived at the beginning of the second century A.D., in the time of the Emperor Trajan, was a surgeon of much originality, and appears to have been familiar with some of our modern methods and discoveries. He knew, for instance, of the ligature of arteries, of the radical cure of hernia by extirpation of the sac, and of the excision of a rebellious stricture of the urethra.

Oribasius, who flourished in the middle of the fourth century A.D., was the friend and physician of the Emperor Julian. He has preserved for us the work of Antyllus, whose treatment of aneurism by ligature of the vessel above and below the sac, with subsequent incision and evacuation of its contents, has of late years been revived with success, and is still considered by many of our surgeons as the best method of treatment in certain cases.

One might cite other examples of old methods consciously or unconsciously revived, but these may perhaps suffice.

The modern specialist finds his prototype in

ROYAL COLLEGE OF SURGEONS

very ancient times, and what we are apt to regard as a recent development is in reality a survival. Herodotus tells us that in Egypt there were as many branches of the profession as there are parts of the human body.*

In Europe, until the rise of the Italian Universities, Surgery was mainly in the hands of peripatetic charlatans who cut for stone and operated on hernia. They travelled from town to town, kept their methods secret, and handed them down as family property to their descendants.

The Hippocratic oath restricted the performance of lithotomy to those who had specially devoted their whole energies to the cultivation of this operation, and may partly serve to explain this remarkable survival. Some of these "cutters" were skilful men, but all were of necessity very ignorant.

A very famous "cutter," whose name we do not know, died in Genoa in 1510, and Senerega, the Genoese historian, tells us that his method was to introduce an iron rod along the urethra into the

* "The medical profession" he says, "is distributed among them (the Egyptians) in this wise: each physician is for a single disease, and not for more. The whole land swarms with physicians: some are appointed for the eye, some for the head, some for the teeth, others for the region of the belly, others again for unseen (internal) diseases."—*Herodotus* ii. 84.

CENTENARY FESTIVAL OF THE

bladder until it touched the stone, which he then extracted through a perineal wound. It has been suggested that this Genoese taught his method to John of Cremona, who is credited with the invention of the grooved staff.

One of the most celebrated "cutters" was Pierre Franco, who was born in Provence about 1500 A.D. He used a staff, and cut on the gripe as well, and employed instruments for the purpose of crushing large stones. He was a man of determination and resource, for he relates a case of a boy in whom, having failed to remove a stone by way of the perineum, he successfully performed the supra-pubic operation. The stone was the size of a hen's egg, and the patient subsequently made a good recovery.

Colot was appointed Lithotomist to the Hôtel Dieu of Paris in 1556. He had learnt what is known as the "Marian operation" from an itinerant quack, and he practised the method with, it is said, much success. The office and its secret descended to his son and to his grandson.

In the great metropolitan hospitals—in St. Bartholomew's and St. Thomas's, for instance—persons were at one time specially appointed for the purpose of cutting for stone.

John Bamber, who lived during the reigns of

ROYAL COLLEGE OF SURGEONS

William III., Queen Anne, George I. and George II., was the last of the special Lithotomists at St. Bartholomew's. He resigned his office in 1730, and his duties were transferred to the surgeons of the hospital, who were specially paid a small stipend each year as Lithotomists until 1868. Bamber's portrait by Verelst may be seen at Hatfield House, and Lord Salisbury inherits some portion of his property through an heiress of this line who married a Marquess of Salisbury.

At St. Thomas's Hospital certain of the Surgeons were specially appointed to cut for stone, but before the year 1730 there appears to have been a special "surgeon for the stone," and the first of these was James Molins, who held a similar office at St. Bartholomew's.

There is, indeed, no end to the matters of interest in the history of our art.

The great French Surgeon, Guy de Chauliac, who was born about 1500 A.D., studied at the three most famous centres of learning of that time—Bologna for Anatomy, Paris for its Surgery, and Montpellier for Medicine. He travelled much, but finally settled at Avignon, where he became physician in succession to Pope Clement VI., and afterwards to Popes Innocent and Urban. It was in Avignon he wrote his "Great Surgery,"

CENTENARY FESTIVAL OF THE

and in a special chapter of this work he records opinions which have an application even in the circumstances of our own times. "Formerly," he says, "all medical writers were both physicians and surgeons—that is to say, well-educated men; but since then surgery has become a separate branch and fallen into the hands of mechanics."

It is interesting to find from Guy that there were in his day exponents of that modern foolishness called "Christian Science." These Guy describes as "consisting of women and many fools." They refer the sick of all diseases to the saints, saying: "*Le Seigneur me l'a donné, ainsi qu'il Lui a plu. Le Seigneur me l'ostera quand il Lui plaira, le nom du Seigneur soit benit. Amen.*"

As a striking instance of my thesis I may take the great French Military Surgeon, Ambroise Paré (1510–1590). We know his title to fame in substituting the ligature of arteries for the use of the hot iron in the arrest of hæmorrhage. We know also the story of how he forbade the barbarous practice of pouring boiling oil into gunshot wounds, due to the then prevailing belief that these wounds were poisoned, a belief revived with almost every war, even the latest one in South Africa.

Paré had been apprenticed to a provincial

ROYAL COLLEGE OF SURGEONS

barber at the age of nine. Soon afterwards he came to Paris, attended lectures at the Faculty of Medicine, and gained admission to the Hôtel Dieu. He lived there as a dresser for three years, "seeing and knowing a great variety of diseases constantly being brought there." He was only nineteen when he accompanied the King, François I., into Provence to meet the army of Charles V. He was attached to the Courts of four Kings of France, and, although a Huguenot, was spared at the massacre of St. Bartholomew by the direct intervention of Charles IX.

It is interesting to learn that Dionis, more than one hundred years after Paré's time, was urging at the Hôtel Dieu the adoption of arterial ligation in place of the caustic even then in vogue.

Dionis, too, although he advised the Marian operation for stone, considered that the risks of the suprapubic method had been over-estimated, an opinion revived and insisted on by Sir Henry Thompson in our own time.

We all remember J. L. Petit (1674-1750), who invented the tourniquet known by his name in the early part of the last century, and Anel, who tied the brachial artery for traumatic aneurism at the bend of the elbow, upon which procedure a claim was based for priority over Hunter, though

CENTENARY FESTIVAL OF THE

Hunter's operation is wholly distinct in the principle involved.

Towards the end of the eighteenth century, Desault, who nearly lost his life in the Revolution, was the leading French surgeon. He was accused of poisoning the wounds of some of his revolutionary patients in the Hôtel Dieu, and to be accused was in those times almost the same thing as being condemned. Desault, whose fame has been eclipsed by the brilliance of his pupil Bichat, was the first Surgeon to teach surgical anatomy after the modern manner, although the great French hospital where he practised was described at that time as "the oldest, largest, richest, and worst hospital in Europe."

I need not refer to more recent and greatly honoured names—Dupuytren, Velpeau, Nélaton, and many others.

In Germany, even so recently as one hundred years ago, Surgery was at a low ebb. George Fischer* tells us that quacks of all kinds, "cutters" for stone and hernia, cataract operators, and bone setters, flourished in the land. The public executioner, whose business it was to fracture bones and dislocate joints on the rack, was supposed thereby to have acquired a knowledge of

* *Chirurgie vor 100 Jahren, Historische Studien*. George Fischer. 1876.

ROYAL COLLEGE OF SURGEONS

disorders of these parts and was consulted freely about them—so much so that Frederick the Great in 1744 published a decree limiting the powers of these men, and while permitting them to treat fractures, wounds and ulcers, forbade them to practise medicine.

Hildanus (1560–1634), who lived in Germany at the end of the sixteenth and beginning of the seventeenth century, has been called the Father of German Surgery. He was a voluminous writer, a bold operator, and his “Opera Omnia” was a work of reference for many years.

Heister (1683–1758), a surgeon of much note in the eighteenth century, wrote a General Surgery, which enjoyed much repute, and was translated into English.

Bilguer (1720–1796), a Surgeon-General in the German army, was noted for opposing the indiscriminate amputation of limbs then in vogue for gunshot fracture of the extremities, which his predecessor Schmucker had warmly advocated, and practised to an inordinate extent.

Towards the end of the eighteenth century Von Siebold (1736–1807), a famous surgeon, who enjoyed great repute as a clinical teacher and operator, taught anatomy at Würzburg, and about the same time Richter (1742–1812) was Professor

CENTENARY FESTIVAL OF THE

of Surgery at Göttingen. Richter had travelled much, was familiar with the work done in England and France, and certainly the best writer and teacher of his day in Germany. He was the first there to place Surgery on a truly scientific basis. Of those German surgeons whose names still fill our ears with their fame, and whose loss we have recently deplored—Stromeyer, Langenbeck, Billroth, Volkmann, Thiersch, Nussbaum and others—I could only repeat what all of you know as well as or better than I.

The first English surgeon of whom we possess any definite knowledge, and whose writings are still in existence, is John of Arderne; he was born in 1307. He must have been an accurate and close observer, to judge by the graphic description he furnishes of cancer of the rectum.

He says: "It breeds within the fundament with great hardness, but with little pain. After a time it is ulcerat, oftentimes all the circumference, and the excrement goeth out continuallie."

He gives a true and telling description of how the condition is to be diagnosed, and of the progress and termination of the disease.

It is noteworthy how many of the older surgeons who attained eminence spent part of their career in the Army or Navy.

ROYAL COLLEGE OF SURGEONS

William Clowes (1540-1604), who was surgeon to St. Bartholomew's, had been Surgeon in the Navy, and wrote "A proved Practice for all Young Chirurgeons concerning Burnings with Gunpowder and Wounds made with Gunshot," and he refers to Ambroise Paré in terms of admiration.

The greatest English surgeon of the seventeenth century was Richard Wiseman (1622-1676). He served in the Dutch navy till 1644, and then entered the army of Charles I. Afterwards he spent three or four years in the Spanish navy, and on the Restoration joined the forces of Charles II., by whom he was appointed one of his surgeons. He published many treatises, which exercised a considerable influence on English surgery, but were little known abroad.

William Cheselden (1688-1752) was a surgeon of great renown in England in the early part of the eighteenth century. He was Surgeon and Lecturer at St. Thomas's Hospital. In 1723 he published a treatise on the high operation for stone, but he soon abandoned this for the lateral method, which he so much perfected and improved that the operation remains at the present time much as he had left it.

Percivall Pott (1714-1788) was the famous English surgeon of the middle portion of the last

CENTENARY FESTIVAL OF THE

century. He was Surgeon to St. Bartholomew's Hospital, and made many and most important contributions to Surgery, especially on hernia and on injuries to the head. His name remains attached to many surgical disorders.

Of John Hunter (1728-1793) no detailed mention is required here. His memory and his methods continue a living influence amongst us. He made our Surgery a science, and has given to us in our Museum an imperishable memorial of his industry. In it are illustrated those marvellous powers of observation which had never before been equalled, and will never in all probability be surpassed. So long as Surgery continues, Hunter's influence must be felt. It is witnessed in the creation of so many distinguished disciples imbued with his principles and able to expound his doctrines. He embodies and represents the glory of our Science, our College, and our Country.

The historical *résumé* I have attempted would not be complete without some account of the connection existing between the Surgeons and the City of London, which appears to have continued quite without interruption since the middle of the fourteenth century until the foundation of the Surgeons' Company in 1745.*

* South's "Memorials of the Craft of Surgery."



Portrait by Allan Ramsay

JOHN HUNTER.



ROYAL COLLEGE OF SURGEONS

There are many entries in the City records of the admission by the Lord Mayor of Surgeons and Master Surgeons to practise in the City of London, and the licence thus granted exacted a promise "that they should well and truly serve the people in their cures, and report to the Lord Mayor and Aldermen any Surgeon neglecting his patients."

In 1416 the Craft of Barbers practising Surgery petitioned the Lord Mayor and Aldermen "to provide a sure remedy against unskilful persons who indiscreetly pretend to be wiser than the Masters of Surgery, and who expose the sick to the greatest danger of death or maim by their presumption." The City took immediate and, as we learn, successful action on this petition.

The City recognised the distinction between Barbers and Surgeons, for they appointed Masters of Surgery to control those practising Surgery only, and other Masters were annually selected to supervise those practising Barbary. Early in the fifteenth century the surgeons appear as a distinct body, and in 1423 a College of Physicians and Surgeons, which had been founded chiefly through the influence of John Morstede, a surgeon who accompanied Henry V. to Agincourt, was formally sanctioned by the Lord Mayor, and powers

CENTENARY FESTIVAL OF THE

granted to it to examine and control persons practising Medicine and Surgery in the City of London.

The Livery Company of Barber Surgeons was founded in 1540, and its Hall in Monkwell Street is still standing, as it escaped destruction in the Great Fire of London. The famous picture by Hans Holbein of Henry VIII. delivering the Charter of the Company to the assembled Barber Surgeons is still there, and until recently one might see the old theatre where lessons in anatomy were read upon the bodies of executed malefactors.

Thomas Vicary (149(?)–1561), Sergeant Surgeon to the King, the first Master of this Company, was a wise and honest gentleman. He held a unique position at St. Bartholomew's, and there is in Holbein's picture at the Barber Surgeons' Hall a characteristic portrait of him.

Vicary was succeeded by Thomas Gale (1507–1587), who had served with the army of Henry VIII. in France in 1544, and under Philip II. of Spain in 1577. In his "Institutions of Chirurgeons" there is an account of wounds made by gunshot. He opposed the view that they are poisoned, and gives cases to prove that bullets may be left for long in the body without danger.

The Barber Surgeons appear to have borne



Fuller & Allen, Ph. No.

THE MUSEUM, ROOM I.



ROYAL COLLEGE OF SURGEONS

their due share in the City pageants. At one given at the Restoration, the Lord Mayor and Aldermen appointed that the Company should provide "twelve of the most grave and comlyest personages; appareled with velvet coats, sleeves of the same, and chaynes of gold, to attend the Lord Mayor, on horseback."

Mr. Edward Arris, an Alderman and Barber Surgeon, had a great desire to increase the knowledge of Chirurgery, and to this intent bequeathed to the Company, in 1645, a sum to found lectures on Anatomy, on condition that a "humane" body should once in every year be publicly dissected.

The Gale Lecture was founded by John Gale a little later, in 1655, and Havers, well known for his description of the canals in bone, since called Haversian, was appointed the first reader.

The Arris and Gale Lectures are still annually delivered in this College, for when the Surgeons finally separated from the Barbers in 1745 they carried nothing with them but the Arris and Gale bequests. The Hall, Library, and Plate remained the property of the Barbers, and the new Company of Surgeons had to make a fresh start in the world.

The Act of Parliament separating the Surgeons from the Barbers became law in 1745, and a

CENTENARY FESTIVAL OF THE

Corporation was established consisting of a Master, Governors, and Commonalty of the Art and Science of Surgery in London.


John Ranby, one of the prime movers in effecting the change, became the first Master. He was Sergeant Surgeon to George II., and accompanied that monarch to the battle of Dettingen in 1743. The other active mover was Cheselden, Surgeon to Queen Charlotte's, to Chelsea, and St. Thomas's, Hospitals.

The first meeting of the new Company was held in the Stationers' Hall on July 1, 1745. Mr. Ranby, as Master, occupied the chair, and Mr. Cheselden and Mr. Sandford were his wardens.

Ten Examiners were appointed to conduct the examinations of those seeking the Diploma of the newly constituted Company, and this number is continued in the present Court of Examiners.

Part of their duty was to examine Surgeons for his Majesty's Army and Navy, and the examination of Surgeons for those Services, which had been instituted in the reign of Henry VIII., was continued for a long time by the Court of Examiners until other arrangements were made at a comparatively recent date.

It was for this examination, I may note in passing,



Pellissier & Allen, N.Y.

THE MUSEUM, ROOM 3.



ROYAL COLLEGE OF SURGEONS

that Oliver Goldsmith presented himself in order to qualify as a Naval Surgeon's mate on December 21, 1758. He was unsuccessful, and it was well perhaps, since he could scarcely have written "The Vicar of Wakefield" in the cockpit of a man-of-war.

In "Roderick Random" we possess a graphic and probably fairly correct description of one of these examinations, derived, doubtless, from Smollett's personal experience, as he obtained the Company's Diploma for the post of Surgeon in his Majesty's Navy.

The Surgeons established themselves in the Old Bailey, and there they built a theatre. In 1753, Percivall Pott and John Hunter were chosen as the first Masters in Anatomy, and no more brilliant choice could have been made. It is recorded that immediately after this election the Court proceeded to discuss how they should dispose of the bodies of three persons who were to be executed a few days afterwards for "murther," and then sent to the College theatre to be dissected. Amongst the bodies brought in this way was that of Lord Ferrers, executed in 1760 for killing his steward. It was not, however, dissected, but buried in old St. Pancras Churchyard at the intercession of Lady Huntington.

CENTENARY FESTIVAL OF THE

On July 7, 1796, Henry Cline the elder was elected a member of the Court, but, as it subsequently turned out, the meeting at which this occurred was irregular and its proceedings illegal, a properly constituted quorum not being present.

Although only a technical illegality had taken place, this incident led to the final extinction of the Company of Surgeons, for a Bill shortly afterwards introduced into Parliament to legalise the proceedings was thrown out, and the Company was thereupon dissolved.

The Bill had passed the Commons, but was rejected in the Lords, mainly through the influence of Lord Thurlow, who was bitterly opposed to Mr. Gunning, a very distinguished surgeon, and at the time Master. "There is no more science in surgery," Lord Thurlow is reported to have said, "than there is in butchery" "Then," replied Gunning, "I heartily pray your Lordship may break your leg and have only a butcher to set it, and my Lord will then find out the difference between butchery and surgery."

In 1796 the Surgeons migrated from the Old Bailey to Lincoln's Inn Fields. In that year a new Bill they sought for was rejected in the Lords on the ground that the College premises

ROYAL COLLEGE OF SURGEONS

were too far removed from the place of execution, and that it would be indecent and improper to carry the bodies of deceased criminals so long a distance through the streets of London.

Finally, the Court in 1797 decided to apply to the Crown, and not to Parliament, for a new charter, and, although opposition was again offered, it proved unsuccessful, and on March 22, 1800, the Royal College of Surgeons in London was established by charter of King George III.

This charter gave the College its former rights on condition of resigning its municipal privileges. The titles of Master and Governors were retained for a time, but a supplementary charter from King George IV. in 1821 replaced these by those of President and Vice-Presidents. In 1843 another charter, granted by Her Majesty Queen Victoria, changed the title to that of "Royal College of Surgeons of England," with a President, two Vice-Presidents, Council, Fellows, and Members, as they exist at the present time.

Thus it was that the Royal College of Surgeons of England was created.

It would seem in consonance with the tenour of this address, and calculated to identify this College, as far as may be, with the progress of

CENTENARY FESTIVAL OF THE

Surgery in England during the last 100 years, if I append a brief record of the life and work of those men who have during that period presided over its destinies, men who for the greater part have occupied a foremost position in their day, many of whom have achieved the highest honours, and have each in turn devoted time and labour, often in a conspicuous degree, to further the interests of this College, and thereby the advancement of the entire profession.

During the century of its existence this College has witnessed discoveries which have profoundly changed the character of surgical practice, and the scope of surgical aspirations.

An immense development has been effected in the operative surgery of every region of the body, and the victories of the surgeon over disease and death are without end.

John Hunter, and many of the older surgeons, regarded operations as somewhat of an opprobrium to surgery, and as a confession of failure. How far otherwise it is now ! Intracranial, intra-thoracic, and intra-abdominal operations are successfully carried out, many of them by procedures which had never previously been imagined, even by the boldest amongst us.

A great impetus has been given to conser-

ROYAL COLLEGE OF SURGEONS

vative methods in surgery, and the preservation of life and limb is now attainable in cases innumerable, and of the most different description, where conservation was previously regarded as impossible.

How largely also have physicians and surgeons alike developed and cultivated that highest form of conservation, the conservation of the race in the happiness and vigour which are associated with physical health!

Plastic methods have been perfected in an extraordinary degree. I would only mention as a striking although common example, the union of the ends of an accidentally divided nerve and the re-establishment of its function.


Although the number and variety of operations have multiplied a hundredfold, the skill and fertility of resource exhibited in their performance have equally increased, and the measure of success which has been realised, whilst it rewards and gratifies the surgeon, will appear, even to the educated layman, as little short of miraculous.

In the early part of the century the Surgeon knew of but a limited number of operations, and for the most part those only were performed which appeared to be inevitable. He knew by sad experience how generally fatal important

CENTENARY FESTIVAL OF THE

operations and cases of severe injury were, when treated in hospital wards. His patients were more than decimated by infective diseases—Pyæmia, Septicæmia, Erysipelas, Tetanus, and by Suppuration, Hectic and Gangrene. He recognised, and could to some extent control these scourges, but of any effective manner of dealing with them he knew nothing. Now we possess an intimate knowledge of the essential causes of many of these diseases, and, if we cannot always cure them, we can do much to prevent them. Some things have hitherto baffled our efforts. The cause and the cure of cancer are as yet unknown. We possess some crude ideas about the exciting causes of the disease, and attempt with indifferent success to cure it by timely extirpation. Let us hope that the new century will still be young when some surer means of dealing with this terrible and increasing malady is discovered.

A notable feature of our time is the development of the museums which are now attached to most of our public institutions. Those which more immediately concern ourselves illustrate everything within the range of Biological Science, and foremost amongst them all is our own great collection.



William A. Allen, Ph.D.

THE MUSEUM, ROOM 5



ROYAL COLLEGE OF SURGEONS

Much more might one say, and much certainly there is to say, but I will only repeat that our welcome to you all is sincere and heartfelt, and most especially so to our foreign colleagues. Our science knows no narrow national boundary. It is the common property of us all. We desire to sympathise with our fellow workers abroad, and to appreciate their work, as we trust and believe that they appreciate ours.

In this address I have ventured to urge that we are much beholden to those who have gone before. In but a few years all who are now present will also belong to the past. Let us hope that, as we have not altogether forgotten those who preceded us, we too may be remembered a little by those who are to follow.

On great occasions like the present one, the older seats of learning and other public institutions had power to grant honorary distinctions. Formerly we possessed no such faculty, but by the act of Her Gracious Majesty we, too, have recently obtained permission to grant a certain number of Honorary Fellowships of this College. The Fellowship is the greatest distinction it is in our power to bestow, and we regard it as the highest purely surgical qualification obtainable in this country. It is, therefore, a great privilege

CENTENARY FESTIVAL

and pleasure for me to present, on behalf of this College, this high honour to those distinguished men who are about to receive it.

I am sure also all present will be gratified to learn that His Royal Highness the Prince of Wales has graciously consented to become the first of our Honorary Fellows. His Royal Highness has always shown his interest in the College, and has evinced a special care for the success of its Centenary. It is quite fitting, therefore, that His Royal Highness, who is the patron of so many learned and scientific societies, should add the lustre of his name to the Royal College of Surgeons of England.



William Allen, Esq.

THE LIBRARY.




16
MASTERS AND PRESIDENTS
OF THE
ROYAL COLLEGE OF SURGEONS.

BEING
BRIEF BIOGRAPHICAL NOTICES OF THE MASTERS AND
PRESIDENTS OF THE COLLEGE SINCE ITS
FOUNDATION IN 1800 TO THE
PRESENT TIME.*

DURING the period of one hundred years since the foundation of the College there have been in all but sixty-one Masters and Presidents. This is in consequence of the not infrequent re-election of some of those who occupied the Presidential chair. Although the series is complete in number, these sketches are of necessity short, and confessedly imperfect. In the case of a few the biographical details are most meagre, and in others almost worthless; in some there are practically none at all; yet they will serve to identify these gentlemen in their connection with the College, and in so far as this is concerned I trust the record may neither be out of place nor uninteresting.

WILLIAM MAC CORMAC.

* I am indebted to our Librarian, Mr. Plarr, for much of the research entailed in compiling this series.



MASTERS AND PRESIDENTS DURING ONE HUNDRED YEARS.

MASTERS.

	PAGE
CHARLES HAWKINS (St. George's) . . . 1800, 1806 . . .	39
WILLIAM LONG (St. Bartholomew's) . . . 1800 . . .	41
GEORGE CHANDLER (St. Thomas's) . . . 1801, 1808, 1817 . . .	42
THOMAS KEATE (St. George's) . . . 1802, 1809, 1818 . . .	44
SIR CHARLES BLICKE (St. Bartholomew's) . . . 1803, 1810 . . .	45
SIR DAVID DUNDAS, Bart. 1804, 1811, 1819 . . .	46
THOMPSON FORSTER (Guy's) 1805, 1812, 1820 . . .	48
SIR JAMES EARLE (St. Bartholomew's) . . . 1807, 1817 . . .	50
SIR EVERARD HOME, Bart. (St. George's) . . . 1813 . . .	52
SIR WILLIAM BLIZARD (London) 1814 . . .	55
HENRY CLINE (St. Thomas's) 1815 . . .	58
WILLIAM NORRIS 1816 . . .	61

PRESIDENTS.

SIR EVERARD HOME, Bart. (St. George's) 1821 . . .	52
SIR WILLIAM BLIZARD (London) 1822 . . .	55
HENRY CLINE (St. Thomas's) 1823 . . .	58
WILLIAM NORRIS 1824 . . .	61
WILLIAM LYNN (Westminster) 1825 . . .	63
JOHN ABERNETHY (St. Bartholomew's) 1826 . . .	64
SIR ASTLEY PASTON COOPER, Bart. (Guy's) . . . 1827, 1836 . . .	70
SIR ANTHONY CARLISLE (Westminster) . . . 1828, 1837 . . .	77
HONORATUS LEIGH THOMAS (St. George's) but not Surgeon 1829, 1838 . . .	79
RICHARD CLEMENT HEADINGTON (London) . . . 1830 . . .	83
ROBERT KEATE (St. George's) 1831, 1839 . . .	85
JOHN PAINTER VINCENT (St. Bartholomew's) . . . 1832, 1840 . . .	88

ROYAL COLLEGE OF SURGEONS

	PAGE
GEORGE JAMES GUTHRIE (Westminster) . 1833, 1841, 1854 .	90
ANTHONY WHITE (Westminster) . . 1834, 1842 .	94
JOHN GOLDWYER ANDREWS (London) . 1835, 1843 .	96
SIR BENJAMIN COLLINS BRODIE, Bart.	
(St. George's) 1844 . . .	97
SAMUEL COOPER (University) . . . 1845 . .	104
SIR WILLIAM LAWRENCE, Bart.	
(St. Bartholomew's) 1846, 1855 . .	106
BENJAMIN TRAVERS (St. Thomas's) . . 1847, 1856 .	111
EDWARD STANLEY (St. Bartholomew's) . 1848, 1857 .	113
JOSEPH HENRY GREEN (St. Thomas's) . 1849, 1858 .	116
JAMES MONCRIEFF ARNOTT (Middlesex) . 1850, 1859 .	121
JOHN FLINT SOUTH (St. Thomas's) . 1851, 1860 .	123
CÆSAR HENRY HAWKINS (St. George's) . 1852, 1861 .	126
JAMES LUKE (London) . . . 1853, 1862 .	130
FREDERICK CARPENTER SKEY, C.B.	
(St. Bartholomew's) 1863 . . .	131
JOSEPH HODGSON (Birmingham) . . 1864 . .	134
THOMAS WORMALD (St. Bartholomew's) . 1865 . .	135
RICHARD PARTRIDGE (King's) . . . 1866 . .	138
JOHN HILTON (Guy's) . . . 1867 . .	141
RICHARD QUAIN (University) . . . 1868 . .	150
EDWARD COCK (Guy's) . . . 1869 . .	153
SIR WILLIAM FERGUSON, Bart. (King's) . 1870 . .	157
GEORGE BUSK (St. Thomas's)	
Surgeon (Dreadnought) 1871 . . .	160
HENRY HANCOCK (Charing Cross) . . 1872 . .	163
THOMAS BLIZARD CURLING (London) . 1873 . .	165
FREDERICK LE GROS CLARK (St. Thomas's) 1874 . .	168
SIR JAMES PAGET, Bart.	
(St. Bartholomew's) 1875 . . .	172
SIR PRESCOTT GARDNER HEWETT	
(St. George's) 1876 . . .	177
JOHN BIRKETT (Guy's) . . . 1877 . .	182
SIR JOHN SIMON, K.C.B. (St. Thomas's) . 1878 . .	184
LUTHER HOLDEN (St. Bartholomew's) . 1879 . .	188

MASTERS AND PRESIDENTS

	PAGE
SIR JOHN ERIC ERICHSEN, Bart.	
(University College) 1880 . . .	190
SIR WILLIAM JAMES ERASMUS WILSON . 1881 . . .	194
SIR THOMAS SPENCER WELLS, Bart.	
(Samaritan Free Hospital) 1882 . . .	194
JOHN MARSHALL (University College) . 1883 . . .	201
COOPER FORSTER (Guy's) 1884 . . .	204
SIR WILLIAM SCOVELL SAVORY, Bart.	
(St. Bartholomew's) 1885, 1886, 1887, 1888 .	206
JONATHAN HUTCHINSON (London) . . 1889 . . .	211
THOMAS BRYANT (Guy's) 1890, 1891, 1892 .	213
JOHN WHITAKER HULKE (Middlesex) . 1893, 1894 . .	215
CHRISTOPHER HEATH (University College) 1895 . . .	219
SIR WILLIAM MACCORMAC, Bart., K.C.V.O.	
(St. Thomas's) 1896, 1897, 1898, 1899, 1900 .	221



CHARLES HAWKINS, 1750-1816.

MASTER, 1800, 1806.

CHARLES HAWKINS of Kelston was born towards the middle of the eighteenth century. In 1773 we find him entered as a member of the old Corporation of Surgeons. His father was Sir Cæsar Hawkins, Serjeant-Surgeon to George II. and George III., a prominent member of a family which subsequently became illustrious in physic, divinity, and surgery. His brother, the Reverend Edward Hawkins of Bisley, Gloucestershire, was father of Cæsar Henry Hawkins, at one time President of the College, of Dr. Edward Hawkins, Provost of Oriel, and of Dr. Francis Hawkins.

Charles Hawkins succeeded his father, Sir Cæsar Hawkins, as Surgeon to St. George's Hospital in 1774. He was Assistant Surgeon from May 21, 1773, to July 8, 1774. He resigned the Surgeoncy in 1792, but was re-elected in 1798, and held office till 1800.

In July 1790 Gunning, at the close of his year of office as Master, delivered a noteworthy philippic against the then Company of Surgeons, for its extravagance, its empty library, and its theatre without lectures. At the close of this invective Hawkins was unanimously elected Master of the Corporation of Surgeons for the ensuing year, a fact which may prove him to have been a strong man, capable of effecting reforms. John

ROYAL COLLEGE OF SURGEONS

Hunter was among his electors. It seems that under Charles Hawkins some reforms were accomplished in the affairs of the Corporation. He was the first Master of the College of Surgeons, holding office from April 10 to July 3, 1800. In 1806 he was again Master. From 1805 to 1813 he was a Member of the Court of Assistants and an Examiner, and in 1804 and 1805 was a Governor. He was Serjeant-Surgeon to King George III. Dr. Page in his short notices of the Surgeons of St. George's, contained in the first vol. of the *St. George's Hospital Reports*, says of him that like his father Sir Cæsar he had a great reputation as a dexterous operator. Nothing more seems to be known of him. He wrote no works, and, till recently, the College possessed no portrait of him. His father, Sir Cæsar Hawkins, his uncle, Quennell Hawkins, and his nephew, Cæsar Henry Hawkins, were all, like himself, Serjeant-Surgeons.

He probably died at Cheltenham in 1816. His previous address (in 1815) was Sloane Street.

A beautiful portrait in miniature exists of Hawkins, a Pastel by Roupel, now in the possession of his family, from which it would appear he was a strikingly handsome man. A reproduction of it will be found in the College "Souvenir," and I have inserted it here.



Forbes & Allen, Ph.D.

CHARLES HAWKINS, THE FIRST MASTER.



MASTERS AND PRESIDENTS

WILLIAM LONG, 17—1818.

MASTER, 1800.

WILLIAM LONG, the date of whose birth is uncertain, became a member of the Corporation of Surgeons in 1769, and in July 1800 was elected Master in succession to the first Master, Charles Hawkins. He was a Governor from 1800 to 1807, an Examiner from 1800 to 1810, and a Member of the Court of Assistants from 1800 to 1818. He lived in Lincoln's Inn Fields, exactly opposite the buildings of the present College of Surgeons, and died there in 1818 (in all probability).

Long was elected Assistant Surgeon to St. Bartholomew's Hospital, after a severe contest with Ludford Harvey, on January 22, 1784, and on February 17, 1791, he became full surgeon in place of Mr. Edward Pitts. This post he resigned July 30, 1807, when he was unanimously elected a governor of the Institution. He was surgeon to the Bluecoat School 1790-1807. John Painter Vincent, President of the Royal College of Surgeons in 1832 and 1840, was apprenticed to Long, and succeeded him on the staff of St. Bartholomew's Hospital when Long retired.

ROYAL COLLEGE OF SURGEONS

GEORGE CHANDLER, 17—1823.

MASTER, 1801, 1808, 1817.

GEORGE CHANDLER became a Member of the Corporation of Surgeons in 1769, and was first elected an Assistant in 1791. He was an Examiner and a Member of the Court of Assistants of the College from 1800 to 1822. He was a Governor in 1800, 1807, 1816, and from July to October 1817. He was Master in 1801, 1808, and 1817, being elected in October of the latter year on the death of Sir James Earle. He lived in Stamford Street, and was Surgeon to St. Thomas's. He published a "Treatise on the Diseases of the Eye, with its Anatomy, and the Theory of Vision," in quarto, 1780. In Sprengel's "History of Medicine," vol xviii. 1820, Chandler's work is severely criticised; it is pronounced a compilation of little value, a copy in parts from St. Yves, Heister, and others, and not even a correct copy. Mr. South says of him: "He was short in person, bald, and grey-bearded, somewhat careless about dress, which was nevertheless scrupulously clean, and in the summer time he delighted to appear in nankeen trousers, and was evidently the remnant of an old beau. In manner he was kind and affable to every one, even to the poorest person. He was an examiner at the College of Surgeons, and—for his easiness—the candidates always longed to come under his examination, as they felt pretty sure that he

MASTERS AND PRESIDENTS

would probably pass them. As to his surgical attainments he was a fair surgeon, and personally took as much care of his hospital patients as he would of the most wealthy one in private. I often saw him operate, and doubt not that at an earlier period he had been a very good operator, though he was not much of an anatomist. He was very rapid—indeed the quickness with which he operated was marvellous, and appeared almost like conjuring." He died in 1822 or 1823, and is thus eulogised by Sir William Blizard in his Hunterian Oration, 1823 :

"The recollection of Mr. Chandler awakens sentiments and feelings most honourable to his memory. A mind fraught with every advantage of education and study, and a disposition most amiable, constituted his exemplary character.

"His abilities, and suavity in the exercise of them, must have made a lasting impression on the mind of every Member of the Council.

"Mr. Chandler constantly, and most beneficially, attended his duty in the Committee for framing a system of By-laws and Standing Orders ; the strict observance of which he afterwards invariably supported. Upon every occasion he conscientiously maintained the dignity and welfare of the College."

ROYAL COLLEGE OF SURGEONS

THOMAS KEATE, 1745-1821.

MASTER, 1802, 1809, 1818.

THOMAS KEATE was born in 1745, studied at St. George's, and became Assistant to John Gunning, Surgeon to that hospital. He was Assistant-Surgeon from 1787 to 1792. A sharp contest took place in 1792 when the surgeoncy was vacated by Charles Hawkins, the rival candidates being Keate and Everard Home, who had John Hunter's support. Keate was elected. In 1793 he succeeded Hunter as Surgeon-General to the Army, and occupied the office till 1813. He was a Governor of the College in 1800, 1801, 1802, 1808, and 1817; Member of the Court of Assistants and Examiners from 1800 to 1821, and thrice Master, in 1802, 1809, and 1818.

He was a very eminent and excellent surgeon, and was the first to tie the subclavian artery for aneurysm. He resigned his hospital appointments in 1813. Brodie in his autobiography speaks of Thomas Keate in connection with Sir E. Home as being not at all inferior to Home as a surgeon, and his superior in the medical treatment of his patients, but adds that he was so occupied in other things that he became neglectful of his Hospital duties. He had outlived his powers as a Hospital Surgeon. But his reputation was valued at the Hospital to the last. In the minute books of St.

MASTERS AND PRESIDENTS

George's Hospital, under date February 17, 1813, there is a letter from him resigning his appointment, and a resolution of thanks to him for "his long and very able services as surgeon." Mr. Keate's age and his other occupations furnish sufficient motives for his resignation in 1813 of duties which had become onerous and distasteful to him. He was author of "Cases of Hydrocele and Hernia," 4to, London, 1788, and several controversial papers, notably a defence of himself against the Commissioners of Medical Enquiry, 1808. He was Surgeon to the Queen and the Prince Regent, and to Chelsea Hospital, where he died in July, 1821. His nephews were Robert Keate the surgeon, and John Keate the "flogging headmaster" of Eton.

SIR CHARLES BLICKE, 1745-1815.

MASTER, 1803, 1810.

CHARLES BLICKE was born in 1745, was educated at St. Bartholomew's, where he was elected Assistant Surgeon and, as the MS. "Journal" of that hospital shows, was subsequently elected Surgeon in succession to Percivall Pott in 1787. He was a Member of the Court of Assistants at Surgeons' Hall, and in 1801 became a Governor of the College. He received the honour of Knighthood in 1803, and died in 1815, when he was succeeded by Mr. Vincent as surgeon, and Mr. Stanley was appointed Assistant Surgeon. He

ROYAL COLLEGE OF SURGEONS

was not only a liberal donor of books to the College Library during his lifetime but he invested a sum of £300, the interest of which was to be spent on the library. In 1772 he published an abridgment of an essay, apparently by another hand, "On the Bilious or Yellow Fever of Jamaica." According to Dr. Norman Moore, the book is not noteworthy. Blicke, though no great author, was a most prosperous surgeon, and a notable figure in the medical world of his day. In 1779 Abernethy became his pupil in surgery. His portrait in pencil by George Dance, Jun., is in the College Collections. His College record is : Member of the Court of Assistants, 1800-15; Examiner, 1800-15; Governor, 1801, 1802, 1808, 1809; Master in 1803 and 1810.

SIR DAVID DUNDAS, BART.,

1749-1826.

MASTER, 1804, 1811, 1819.

DAVID DUNDAS became a Member of the Corporation of Surgeons in 1777. He was a Member of the Court of Assistants and Council from 1800 to 1826, and Examiner from 1801 to 1826. He was Governor in 1803, 1809, 1810, 1817, and 1818, and Master in 1804, 1811, 1819. He delivered the Hunterian Oration in 1818, and refers thus to Waterloo and to the death of his old patron George III. : "From so excellent a King

MASTERS AND PRESIDENTS

it is honourable to the College to have derived its origin ; flowing from no ostentatious or selfish motive, but from the sole desire of promoting the interests of science, and diminishing the evils of life."

"The gratification arising from such actions is more delightful than the gaining of battles or the acquiring of territory. Yet it is impossible not to regret that this good King should not have known, under other circumstances, what the British arms had achieved at Waterloo ! For while he would have lamented the great extent of individual suffering on that memorable day, he would have generously participated in the conscious pride of the College that, owing to the improvement in the treatment of gun-shot wounds, introduced by the illustrious John Hunter, the sum of the misery of that day was much diminished."

The Oration for the year 1818 was to have been delivered by Sir James Earle, who died before the day appointed. Dundas was designated Orator in his stead. Sir David died on January 10, 1826, at the age of 77. He had been resident fifty-six years at Richmond, in Surrey, and during this period he had been constantly engaged in the joint duties of a surgeon and physician. In other words he practised as an Apothecary. As such his appointment, in 1793, as Serjeant-Surgeon to the King gave great umbrage to the London surgeons. He early became a member of the ruling body of the old Corporation of Surgeons. In 1814, after he had been twice Master of the College, he was created a Baronet by George IV., "whose gracious patronage of the Healing Art surpasses that of all former kings."

ROYAL COLLEGE OF SURGEONS

Sir Anthony Carlisle in his Hunterian Oration in 1826 refers at some length to Dundas, of whom he writes that: "To a benevolent nature he united a manly firmness, graced by modesty, urbanity, and charity. In the various and highest offices of this College his conduct was always distinguished by ability, integrity, candour, and good manners. He was a classical and a professional scholar, and his scientific attainments were rendered applicable to practice by extensive medical knowledge, derived from experience. The profession have sustained a great loss by the death of this virtuous public man."

The College possesses no authentic likeness of Dundas. In his broad caricature, after the manner of Gilray, dated 1811 and entitled, "The Examination of a Young Surgeon," George Cruikshank, then still a youth, may have intended the Chairman of the Court of Examiners, a dotard with an ear-trumpet, for Sir David Dundas.

THOMPSON FORSTER, 17—1830.

MASTER, 1805, 1812, 1820.

THOMPSON FORSTER became a Member of the Corporation of Surgeons in 1769, was from 1800 to 1827 a Member of the Court of Assistants and Council of the College, and was a Member of the Court of Examiners from 1801 to 1827. He was a Governor in 1803, 1804, 1810, 1811, 1818, 1819, and in 1805, 1812, and 1820 was

MASTERS AND PRESIDENTS

Master. In the first volume of the *Transactions of the Medico-Chirurgical Society* Forster has published "An Account of a Case of Lithotomy," saying it has been well observed that a physician or surgeon might write a very useful work if he would have the courage to give an account only of such methods of cure, and such cases, as he had found to be ineffectual or unsuccessful, and with that intention he ventures to communicate the particulars of this case which proved fatal, not without hoping that the information to be derived from it may have some beneficial effect in the future treatment of similar cases. He here describes himself as "Surgeon on the Staff of the Army, and Senior Surgeon to Guy's Hospital."

He died in 1830, after retiring to the country. He practised in Southampton Street, Bloomsbury Square.

Thompson Forster was appointed surgeon to Guy's Hospital in 1790, and resigned in 1824. He spent the earlier part of his life in the army. He was in later life a gentlemanly old man with the upright gait, carriage, and spotless neatness of an old soldier. He was rather precise and prim in manner, and had a decided aversion to the pupils visiting the wards with him with their hats on, which occasionally resulted in a sharp reproof. Sir Astley Cooper said of him: "Mr. Forster was a gentlemanlike man in his appearance, but not so in reality, for at dinner he would swear at the waiters and abuse them. He was only a quarter of an anatomist, but neat and dexterous. The first operation I did after I was appointed surgeon at Guy's was to assist him in

ROYAL COLLEGE OF SURGEONS

an operation for stone, in which he had got into a difficulty." Sir Samuel Wilks states that after Cooper's appointment Lucas and Forster rarely operated except when Cooper was present.

SIR JAMES EARLE, 1755-1817.

MASTER, 1807, 1817.

JAMES EARLE was born in London in 1755, and was educated for the profession at St. Bartholomew's, where he was elected Assistant Surgeon in 1770. From 1776 to 1784 he performed one-third of the operations at that hospital in the absence of Crane, one of the surgeons. Elected Surgeon to the hospital in May 1784, he held office till 1815, when he resigned, and was succeeded as Surgeon by Mr. Abernethy, Mr. Earle, Junior, being appointed Assistant-Surgeon. He was Surgeon-Extraordinary to George III., lived in Hanover Square, and was famous as an operator, being chiefly noted for his skill in lithotomy. To him we owe a great improvement in the treatment of hydrocele. His writings, written in a simple lucid style, probably learnt from Pott, whose daughter he married, and whose disciple he was, bear witness to his surgical ability and to his achievements as a clinical observer. He was knighted in 1802, and was Master of the College in 1807 and 1817 (July to September). He was a Governor in 1815 and 1816, and an Examiner and a Member of the Court of

MASTERS AND PRESIDENTS

Assistants from 1800 to 1817. His death occurred in September 1817. He died in office. His sketch-portrait by George Dance, Jun., has recently been acquired by the College. His principal works are: "A Treatise on the Hydrocele," 1791 (with additions in 1793, 1796, and 1805); "Practical Observations on the Operation for Stone," 1793, edit. 2, 1796; "Observations on the Cure of Curved Spine," 1799; "On Burns," 1799; "A New Method of Operation for Cataract," 1801; "Letter on Fractures of the Lower Limbs," 1807; "On Hæmorrhoidal Excrescences," 1807. In *Phil. Trans.*, 1803, he describes a very large vesical calculus. He was to have delivered the Hunterian Oration of 1818. Dundas, the orator chosen to take his place, speaks of him as "honourable in his intercourse with his brethren of the profession; modest, but firm in delivering his opinion; with a peculiar suavity of manner, he at once gained the confidence of his patient in his judgment and in his humanity." The orator then speaks at some length on the improvements introduced by Earle into the domain of surgery. His grandson, the Suffragan Bishop of Marlborough, has been recently appointed Dean of Exeter.

James Earle, Mr. Luther Holden tells me, was an accomplished surgeon, very dexterous, good-tempered, attached to his dressers, and beloved by them all. Mr. Holden was one of these at the time of Earle's death, "when we were handed over," he says, "to Stanley to complete our term of dressership, but one and all declined the transfer."

Earle was a middle-sized man, with a ruddy, cheerful

ROYAL COLLEGE OF SURGEONS

face, and inspired all who had to do with him with his own good humour. He was a thorough gentleman. An excellent whip, he always drove himself in a smart gig, with a high stepping horse. Their arrival in the Hospital Square was looked out for with interest and admiration by the students. The *Lancet* in its early fighting days nicknamed Earle the "Cocksparrow."

There is a bust of Earle in the College.

SIR EVERARD HOME, BART.,

1756-1832.

MASTER, 1813; PRESIDENT, 1821.

EVERARD HOME was born at Hull in 1756, and was the son of an army surgeon, who afterwards became the owner of Greenlaw Castle, Berwickshire. He resigned a scholarship at Cambridge University in order to become the pupil of his brother-in-law, John Hunter, under whom he studied at St. George's and whom he assisted in many of his investigations. From 1778, when he became qualified, to 1784, he held an appointment as a naval surgeon, but returned to London in the latter year, and from 1786 to 1792 lived in John Hunter's house, lecturing for him in 1790-91, and succeeding him as Lecturer on Anatomy in 1792. On John Hunter's death in 1793 he succeeded him as Surgeon at St. George's Hospital, and was his joint executor with Dr. Matthew Baillie. At this period he

MASTERS AND PRESIDENTS

saw Hunter's work "On the Blood, Inflammation, and Gunshot Wounds" through the press ; in 1776 he had partially described Hunter's Collection. Owing to his brother-in-law's influence and memory he wielded considerable power at the College, was a Member of the Court of Assistants and Council from 1801 to 1827, Member of the Court of Examiners from 1809 to 1827, Governor four times, Hunterian Orator in 1814 and 1822, Master in 1813, and President in 1821. He was twice Professor of Anatomy, Physiology and Surgery, having been elected first Professor together with Blizard in 1804. In 1808 Home became Serjeant-Surgeon to the King, in 1813 was created a Baronet, and in 1821 was appointed Surgeon to Chelsea Hospital, where he died in 1832, having resigned his surgeoncy at St. George's in 1827. As one of John Hunter's executors, and in that capacity, while in temporary possession of John Hunter's MS., avowedly for the purpose of preparing catalogues of the Museum, he destroyed the bulk of his precious trust. This he confessed to Clift as they were driving together, when the Curator in his breathless consternation ejaculated, "Well, Sir Everard, there is but one thing more to be done, that is, to destroy the collection." He was a good practical surgeon, and devoted to the study of comparative anatomy. Of his many works the most interesting, because probably a compilation of Hunter's results and investigations, is the "Lectures on Comparative Anatomy," which is a reprint in great part of his College Lectures. It is alleged that Home had made extensive use of the Hunterian manuscripts for the purposes of his own

ROYAL COLLEGE OF SURGEONS

very voluminous writings. The loss would have been incalculably greater than it was had not Mr. Clift, in pious veneration of John Hunter's work, copied the manuscript descriptive of the contents of the Hunterian Museum. Home contributed largely to the *Transactions of the Royal Society*, his later papers, however, being of little value. Of Home's burning of the Hunter manuscripts, and of Clift's evidence on this matter before a parliamentary committee, a detailed account will be found in Mr. Stephen Paget's "Life of John Hunter." An able criticism of the whole vexed question appears in Mr. Timothy Holmes's "Life of Brodie," in the "Masters of Medicine" Series. Sir Benjamin Brodie, who worked constantly with Home in the College Museum, states that the destroyed Hunter papers were "rough notes, not useful to any one except Hunter, though they might have assisted Owen in completing the catalogue." "In pursuing his own investigations," says Sir Benjamin Brodie, "Home sometimes referred to them; but I must say that while I was connected with him I never knew an instance in which he did not scrupulously acknowledge whatever he took from them. Unhappily he was led afterwards to deviate from this right course, and in his later publications I recognise some things which he has given us as the result of his own observation, though they were really taken from Hunter's notes and drawings." Brodie in the Hunterian Oration of 1837 said of Home: "He was a great practical surgeon. His mind went direct to the leading points of the case before him, disregarding all those minor features by which minds of smaller capacity are

MASTERS AND PRESIDENTS

perplexed and misled. Hence his views of disease were clear, and were such as to be easily communicated to his pupils, and his practice was simple and decided. He never shrank from difficulties, but, on the contrary, seemed to have pleasure in meeting and overcoming them ; and I am satisfied that to this one of his qualities many of his patients were indebted for their lives."

There is a bust of him by Chantrey in the College.

SIR WILLIAM BLIZARD,

1743-1835.

MASTER, 1814 ; PRESIDENT, 1822.

WILLIAM BLIZARD was born at Barn Elms, Surrey, in 1743. He was apprenticed to a surgeon at Mortlake, and afterwards entered the London Hospital. He also attended the lectures of Pott at St. Bartholomew's, and in his Hunterian Oration in 1815 thus refers to him : "By the lot of human nature, few men can now record his talents as a lecturer : and vain would be the attempt, upon this occasion, to describe the elegance of his language ; the animation of his manner ; the perceptive force and effect of his truths and doctrines." In 1780 Blizard was appointed Surgeon to the London Hospital, and in 1785, in conjunction with Maclaurin, founded the Medical School there. He wrote an ode for the opening to the school, and was throughout life addicted to the writing of mediocre *vers d'occasion*.

ROYAL COLLEGE OF SURGEONS

He lectured at the London Hospital on anatomy and physiology and on "Chirurgical Pathology and Practice." The other lecturers, at any rate in 1792, were Drs. Cooke, Hamilton, Dennison, and Mr. Orange. These five gentlemen covered the whole range of medical knowledge in seven courses of lectures. Among his pupils Blizard numbered Abernethy, who speaks of his lectures with respect. As a hospital surgeon he paid scrupulous attention to his duties, and devoted much time to the improvement of the hospital. He was often satirised for his love of "learned diction and ceremonial observance." This foible was particularly noticeable when, according to law, he took over the bodies of criminals from the common hangman at the house in Hoziers Lane, near Newgate, hired by the College for the purpose. At these transfers of the dead he used, as President of the College, to wear full court dress, and this with his formality of manner contrasted strangely, says Sir Richard Owen, who with the Curator Clift, was often an eye-witness of the official dissections of criminals, with the "surly shabbiness" of the hangman. The ghastly scene became almost ludicrous. Blizard was a Member of the Court of Assistants and of the Council from 1800 to 1835, an Examiner from 1810 to 1835, Governor thrice, Vice-President twice, and Hunterian Orator in 1815, 1823, and 1828; Master of the College in 1814, and President in 1822. As Professor of Anatomy, Physiology, and Surgery, he delivered, in 1810, the first course of lectures ever given in this College, his subject being "Morbid Parts and Surgery." Blizard had a large practice, and used for many years "to attend

MASTERS AND PRESIDENTS

regularly at Batson's Coffee House in Cornhill at a certain hour to await consultations, this being probably the last survival of this method of practice. He came of a very long-lived family, and died in 1835 at the age of ninety-two. Not long before he was successfully operated on for cataract by Sir William Lawrence, to whom he presented a gold snuffbox to commemorate the event. The handwriting, in a letter accompanying the gift, is still vigorous and beautiful. Both the MS. and the snuffbox are preserved by the Misses Lawrence.

For many years before his death he lived at Brixton, which was then in the country, and he never returned there after the College examinations in the evening except well armed with pistol and hanger. Guthrie noticed the sword one day in the secretary's office, and said: "This sword, Sir William, does not seem to be often drawn: it must be getting rusty." "Oh no, not at all!" replied Sir William, flourishing the sword, "I am ready to face the devil with it." "Well then, Sir William, in that case I think you should certainly have it put in your coffin."

Blizard, in company with Marshall Hall, and another gentleman who had seen Hunter, was one day discussing the merits of a portrait of John Hunter by Sir Nathaniel Holland, which some authorities regard as the best likeness of him we have. "Tell us of Hunter's appearance, and what he was like," they said to the gentleman who had seen him. "Well," this gentleman replied, "he was rather sandy-complexioned, with a keen eye, and a slight stoop. Indeed, I should say he was a little man." "Yes," eagerly joined in Mar-

ROYAL COLLEGE OF SURGEONS

shall Hall, "you say he was a little man, so was Cæsar, so was Napoleon, so then Hunter was a little man, and I, too, am a little man." "Yes," said Blizard, looking down at him, for he was tall, "you *are* a little man."

Blizard's best known and most lucid work is entitled "A Popular Lecture on the Situation of the large Blood-vessels and the methods of making effectual Pressure on them." First published in 1786, it went through several editions.

There is an excellent likeness of Blizard by John Opie, R.A., in the College, and also a bust of him by Chantrey.

HENRY CLINE, 1750-1827.

MASTER, 1815; PRESIDENT, 1823.

HENRY CLINE was born in 1750, and became apprentice when he was seventeen to Mr. Thomas Smith, one of the surgeons of St. Thomas's Hospital. Before he had served his time he had frequently lectured on Anatomy for Else, the lecturer on that subject. In 1774 he became a Member of the Corporation of Surgeons, and in the same year attended a course of John Hunter's lectures. These deeply impressed him, and throughout his life he remained an ardent admirer of Hunter, and contributed largely to the spread of his doctrines. Cline succeeded Else as Lecturer on Anatomy in 1781, and in 1784 became Surgeon of St. Thomas's on the death of his old master,

MASTERS AND PRESIDENTS

Smith. He practised for some time in St. Mary Axe, and in 1796 removed to Lincoln's Inn Fields, where he spent the rest of his life. He was a prominent member of the Surgeons' Company. In 1796 his election as a Member of the Court of Assistants of the Company was voided because it took place at a meeting when neither of the two Governors was present, one being bed-ridden, the other recently deceased. The Company in consequence of this technical illegality ceased to exist, and it was not until the incorporation of the Royal College of Surgeons in 1800 that Cline took his seat as a Member of the Court of Assistants. As such, and as Member of Council, he continued in office until 1827. From 1810 to 1827 he was a Member of the Court of Examiners, a Governor in 1813 and 1814, Master in 1815, Hunterian Orator in 1816 and 1824, Vice-President in 1821 and 1822, and President in 1823, the title of Master having been abandoned in 1821. He resigned his appointments at St. Thomas's in 1811, and was succeeded by his son Henry Cline, a man of ability, who died of phthisis in 1820. Cline died in 1827.

The *Gentleman's Magazine* says of Cline : "He was a person who would have distinguished himself whatever had been his situation or calling. His strong intellect, self-determination, steady adherence to his purpose, and his consummate prudence would have ensured him success in any career of honourable ambition."

Cline was much in favour of the French Revolution, and a devoted adherent of Horne Tooke, whom he attended in the Tower, and also of John Thelwall ; and his political proclivities and also a ruinous devotion to

ROYAL COLLEGE OF SURGEONS

farming at his place in Essex somewhat diminished his otherwise great professional success. His only publication appears to have been a small pamphlet on the "Form of Animals," 1805, which was twice reprinted.

Cline was an ardent lover of knowledge. His knowledge was not restricted to a mere collection of facts ; he had arranged them, drew inferences from them, and his opinions on professional subjects were of peculiar value. As an operator he was cool and determined ; as a lecturer few probably were his equal or superior. His lectures were quiet, perhaps monotonous, and delivered very slowly. He was grave and dignified in demeanour, seldom praised and never censured ; his judgment was sound and his candour proverbial. He was a tall, sickly-looking man, strongly marked with small-pox. He wore his hair most oddly dressed and matted with powder and pomatum. He was very shy, but very kindly, and presented a great contrast in manner to the joyous bearing of Sir Astley Cooper, who says of his master Cline that "he was a man of excellent judgment, knowledge, and great caution, taciturn abroad, friendly and conversational at home ; in surgery safe, cool, and judicious ; in anatomy sufficiently informed ; as a friend sincere but not active, as an enemy most inveterate."

On one occasion when Cooper, thrown upon his head from a horse, and in considerable danger, was lamenting to Cline the risk to his life because of the interruption to a scientific investigation he was then engaged in, "Make yourself quite easy, my friend," said Cline, "the result of your disorder, whether fatal or other-

MASTERS AND PRESIDENTS

wise, will not be thought of the least consequence to mankind." Sir Astley Cooper thought Cline's ultra-Whiggish politics unwise from a worldly point of view; and in time there arose a certain coolness between master and pupil. But Cline was able to protect Cooper when on a visit to Paris in 1792, through his interest with leading French politicians. Leigh Thomas in the Hunterian Oration of 1827 eulogises Cline as a great and good man and surgeon, and a wise Member of Council. His bust by Chantrey is in the College, and a replica by the same sculptor is in St. Thomas's Hospital.

WILLIAM NORRIS, 17—1827.

MASTER, 1816; PRESIDENT, 1824.

WILLIAM NORRIS, born 17—, died December 6, 1827, at his house in the Old Jewry, became a Member of the Corporation of Surgeons in 1771, Member of the College in 1800, was Member of the Court of Assistants from 1800 to 1827, and an Examiner from 1813 to 1827. In 1814 and 1815 he was a Governor, and in 1816 was Master. In 1817 and 1825 he delivered the Hunterian Oration. In 1822 and 1823 he was Vice-President, and in 1824 he became President.

His Oration in 1817 is dedicated to the widow of John Hunter. It is dated, in its reprinted form, "Old Jewry, 2 May." The body of the oration consists of

ROYAL COLLEGE OF SURGEONS

an account of the ornaments of the profession of surgery from the earliest times. His second oration in 1825 deals widely with the subject of medical education. He seems to have been a good scholar, wrote the most elegant English, and insisted on the importance to young students of a knowledge of classical and modern languages. That he was a personal friend of John Hunter we may infer from his dedication of the 1817 oration to Mrs. Hunter. He published no works with the exception of his orations. I can find no biography of him anywhere. There have been two or three medical Norrises, one of whom was William Norris, M.D., a well-known practitioner at Stourbridge. We find our Norris living at Little St. Thomas Apostle in 1779-1783 when he was Surgeon to the General Dispensary there, and in 1817 he was Surgeon to Charterhouse, and to the Magdalen Hospital.

Mr. Norris was for half a century one of the most conspicuous practitioners in the City of London. He was one of the old school, as his dress and demeanour imported, a gentleman and a scholar, polite, affable and correct. As a surgeon he ranked with the highest of those who took their pathology and physiology from the teaching of the last century, but his good sense and strength of mind enabled him to comprehend and to do justice to the advancement of his art during the last twenty years. He was a liberal thinker in politics and religion, and would discuss the subtleties of both with an urbanity which rendered him an agreeable member of society.*

* *London Medical Gazette*, 1828.

MASTERS AND PRESIDENTS

Sir William Blizard, Hunterian Oration, 1828, speaks at some length of Norris's influence as a "moderator" in the deliberations of the Council. "William Norris," he says, "exemplified his learning, science, judgment, and urbanity, during a long period, in the offices of Councillor and Examiner; and his zealous exertions and support of the good purposes of the Council were eminently conspicuous when proceeding to the performance of a function the most important to the honour of the College, and, necessarily, to the commonweal, that of the choice of a Councillor; when, supported by his distinguished coadjutor, Mr. Cline, he would emphatically exhort strict observance of the admonitory address delivered on the occasion. This brief record relating to a lamented colleague is attempted as a memorial in congruity with the just, simple, unostentatious tenour of his life."

WILLIAM LYNN, 1753-1837.

PRESIDENT, 1825.

WILLIAM LYNN was born in 1753 and died in 1837. He became a Member of the Corporation of Surgeons in 1786, was a Member of the Court of Assistants from 1810 to 1835, an Examiner, 1817-1835, Vice-President in 1824, and President in 1825. He was a surgeon to the Westminster Hospital, and continued so to a great age. He died suddenly on June 24, 1837, at the age of eighty-

ROYAL COLLEGE OF SURGEONS

four, and is noted as having been the latest surviving personal friend of John Hunter, and a long continued link between two generations of surgeons. In the old records of the Westminster Hospital I find William Lynn, as Assistant Surgeon 1787, Surgeon 1788-1834. A pupil of John Hunter, he has been spoken of as "the Nestor of the surgical profession, successful in a thousand capital operations, who, untutored in the use of the pen, has carved his name with a scalpel in the temple of fame."

His best-known work was published in 1786 (edit. 2, 1791). It is entitled "The Singular Case of a Lady who had the Small-pox during Pregnancy, and who communicated the same to the Foetus." A number of essays from his pen, illustrated with cases, appeared in the *Lancet* in 1832-33, "On a man's throat being cut (with recovery)," "Compression in a case of Popliteal Aneurysm," "Lithotomy," "Fracture of the Skull," and others.

There is a portrait of him by J. Ward in the College.

JOHN ABERNETHY, 1764-1831.

PRESIDENT, 1826.

JOHN ABERNETHY was born in 1764, his father being a London merchant and his family of Irish-Scottish extraction. At the age of fifteen he was apprenticed to the future Sir Charles Blicke, and studied under him

MASTERS AND PRESIDENTS

at St. Bartholomew's, at the same time following Percivall Pott's course in surgery, the only lectures then given at the Hospital. He also studied anatomy under Maclaurin and Blizard at the London Hospital, and was appointed prosector to the latter. He was elected Assistant-Surgeon to St. Bartholomew's when only twenty-three years of age, but had to wait twenty-eight years before succeeding his master Blicke as Surgeon in 1815. Like Cheselden, he began early to give lectures on surgery and anatomy, at first in his own house, and afterwards at St. Bartholomew's, where he showed a great talent for communicating information, and for interesting his listeners. After 1791 he lectured, in a theatre specially built for him by the Governors, on anatomy, physiology, and surgery, his lectures being among the most successful ever delivered. The Medical School at St. Bartholomew's may be regarded as owing its establishment to Abernethy, who was its life and soul for many years. About the year 1791 he was a diligent attendant at John Hunter's lectures, and also enjoyed private scientific intercourse with his master, who influenced him profoundly. Abernethy enjoyed the highest reputation as an anatomist, physiologist, and surgeon. He exercised an immense influence on the profession, and on the public, and enjoyed a very large practice. At the College he was a Member of the Court of Assistants, and of the Council from 1810 to 1830, Hunterian Orator in 1819, Member of the Court of Examiners from 1821 to 1829, Vice-President in 1825, and President in 1826. As Professor of Anatomy, Physiology, and

ROYAL COLLEGE OF SURGEONS

Surgery, he lectured on "Hunter's Theory of Life," and on his contributions to Science and to the Museum. On his retirement from the Professorship in 1817, the College thanked him for the distinguished energy and perspicuity which had characterised his lectures. It is indeed as a hospital lecturer that he most influenced the rising generation of medical men. He had a fascinating quaintness of manner unusual in a formal age; his lecture was spoken of as "Abernethy at Home." Mr. Bettany quotes Pettigrew as saying: His mode of entering the lecture-room was often irresistibly droll; his hands buried deep in his breeches pockets, his body bent slouchingly forward, often whistling, his eyes twinkling beneath the eyebrows, and his lower jaw thrust out considerably beyond the upper. Then he would throw himself into a chair, swing one of his legs over an arm of it, and commence his lecture in some exaggerated manner. The audience would be all eyes and ears at once. On one occasion he prefaced an admirable discourse on gunshot wounds by a parody of a fiction of his time, "'The Count was wounded in the arm—the bullet had sunk deep into the flesh—it was, however, extracted—and he is now in a fair way of recovery.' That will do very well for a novel, but it won't do for us, gentlemen; for 'Sir Ralph Abercromby received a ball in the thick part of the thigh, and it buried itself deeply among important parts, and couldn't be felt; but the surgeons, nothing daunted, groped, and groped, and groped—and Sir Ralph died.'" Abernethy, as John Hunter had done before

MASTERS AND PRESIDENTS

him, reprobated, in the strongest language, the perilous and painful practice of making prolonged searches for bullets in important organs. His lectures were a protest against speculation in medicine. At his introductory discourse he would begin, "Gentlemen, there can be no doubt that medicine is more one and indivisible than the French Republic. Custom has split it into two branches, Medicine and Surgery, but a local disease may produce constitutional irritation and constitutional irritation may produce a local disease." Abernethy's course, almost entirely, consisted in laying down principles, and of generalisations upon the facts he had acquired, and arranged with much care and method. He was a worshipper of John Hunter of whose doctrines he made free use in his lectures. He had an attractive style, was quaint, original and often droll. He impressed the memory of his hearers by what he said, in a manner, South says, "I have scarcely known any other to possess."

Abernethy early distinguished himself as an operator. He extended John Hunter's operation for the cure of aneurysm, by ligature at a distance, by tying the external iliac artery. He did this in 1797. He insists, in his writings, "upon the variety of diseases which may result from disorders of the digestive organs." Tremors, palsy, and convulsions may, according to Abernethy, be due to dyspepsia. As a matter of fact, dyspeptics and hysterical persons were his frequent patients. Over-feeding, self-indulgence, and "the vapours" kept his consulting-room full. Abernethy had no sympathy with many of his patients. Their ailments were, he

ROYAL COLLEGE OF SURGEONS

considered, avoidable or visionary, and he adopted towards them that bluff and often terrifying manner which has made him famous as a medical wit and humorist. Quackery at Bath, and other centres of fashion, was rampant in his day, and his soul revolted at the spectacle of a generation of deluding physicians and their credulous dupes, who should have known better. A lazy overfed citizen once asked him what would cure the gout. "Live upon sixpence a day, and earn it!" was the peremptory reply. When the then Duke of York consulted him, Abernethy stood whistling before him, his hands in his pockets. "I suppose you know who I am," said the Duke, somewhat scandalised. "Suppose I do," was the reply, "what of that?" He then advised the Royal Duke to "Cut off the *supplies*, as the Duke of Wellington did in his campaigns, and the enemy will leave the citadel." A barrister consulted him about an ulcer on his leg, and knowing that Abernethy disliked verbiage and explanations, began pulling down his stocking immediately on entering the room. "Holloa! holloa! what the devil are you at?" shouted the great man. "I don't want to see your leg; that will do—put it up, put it up." The patient obeyed, and put a shilling on the table. "What is this?" said the surgeon. "Oh," said the barrister, "that will do—put it up, put it up." And with that he went away. Abernethy's comic discomfiture on this occasion has been caricatured by George Cruikshank, in a well-known coloured print. A laconic patient was, however, usually well received. Once there entered to Abernethy a man

MASTERS AND PRESIDENTS

holding up his forefinger. He stood silent. "Burn?" queried Abernethy. "No, bite!" was the abrupt answer. "Dog?" "No, Parrot!" The man had been pecked by a parrot. Abernethy admired the answers, and he declared he had never known a better patient. Abernethy was in the habit of thinking aloud. At one of his lectures, when the cheering of his audience had subsided, he was observed casting his eyes around, as though insensible to the applause, and was heard to exclaim with great feeling and pathos, "God help you all! what is to become of you!" "He was evidently much moved," says Pettigrew, "by the appearance of so great a number of medical students, seeking for information to be fitted for practice." Abernethian stories might be multiplied indefinitely, for they have become as much a matter of myth as Sydney Smith's. Abernethy died after a lingering illness in 1831, and the Duke of Sussex, at the anniversary meeting of the Royal Society the same year, said that the late surgeon appeared to have completely caught hold of the bold and philosophical spirit of his great master John Hunter. He was a voluminous author. A collected edition of his surgical works appeared in 1830. His little-remembered memoir on the Classification of Tumours was a rough but masterly sketch, quite in the spirit of recent investigations. His most famous book is the "Essay on the Constitutional Origin of Local Diseases," and has exercised a lasting influence on the practice of surgery. Abernethy's bust by Chantrey and a miniature portrait after the picture by Sir Thomas Lawrence are in the College, whilst his portrait by

ROYAL COLLEGE OF SURGEONS

Lawrence is in the Great Hall at St. Bartholomew's. The portraits give one the impression of a noble intellectual face, with peculiarly fine dark blue eyes.

SIR ASTLEY PASTON COOPER, BART.,
1768-1841.

PRESIDENT, 1827, 1836.

ASTLEY COOPER was one of those brilliant surgeons who made England famous in the early part of the century as the centre of surgical teaching and surgical progress. The others were Home, Blizard, Cline, Abernethy, and later, William Lawrence.

Astley Cooper was the son of Dr. Cooper, Curate of Brooke in Norfolk, where he was born on August 23, 1768. His mother, a popular authoress in her day, was somewhat in favour of "Women's Rights." As a boy Cooper was more remarkable for a lively temper and good humour than for application to study. The following incident is supposed to have determined his choice of medicine as a profession. A boy who had fallen in front of a waggon had sustained a severe injury to his thigh by the cart-wheel passing over it. The femoral artery was lacerated, and the lad's life was in danger from loss of blood. Young Cooper happened to be there, and at once bound his handkerchief tightly round the thigh, and thus stopped the hæmorrhage till a

MASTERS AND PRESIDENTS


surgeon arrived. He was first apprenticed to his uncle, William Cooper, a surgeon to Guy's Hospital, but he soon left him and joined Cline at St. Thomas's, where he learnt the spirit of Hunter's teaching, for Cline thought Hunter's way without an equal. He was one of those who attended Hunter's lectures, and appreciated the real value of his teaching and experiment. In 1791 he married, and in 1792 visited Paris with his wife. It was at the time the Sans Culottes had invaded the Tuileries. In a book in the College Library we find an interesting record of this tour, but he says nothing about the Revolution. In 1800 he became Surgeon to Guy's Hospital, and no one achieved a greater popularity or more widespread renown. In 1805 he tied the common carotid artery for aneurysm, and in 1817 the abdominal aorta. He was a skilled anatomist and some of his best preparations are in our College Museum. His work on Hernia, on Dislocations and Fractures, his Lectures on Surgery, his Diseases of the Testis and Mamma, are classics in their way. His brilliant quality as an operator and his engaging personality made him one of the best known, most popular, and influential, men of his day. Cooper's lectures on anatomy at the College were most successful; they were addressed to crowded and enthusiastic audiences, his subjects being executed criminals. No man knew so much of the habits, the crimes, and the few good qualities of the resurrectionist as he did. He boasted that he could obtain the body of any person he pleased however guarded; indeed he plainly said in evidence before a House of Commons Com-

ROYAL COLLEGE OF SURGEONS

mittee, "There is no person, let his situation in life be what it may, whom, if I were disposed to dissect, I could not obtain." Mr. Travers, who was articulated to Cooper in 1800, says he was at that time the handsomest, most intelligent looking, and finely formed man he ever saw. Cheerfulness of temper never deserted him, his personal habits were simple, he possessed an excellent digestion, and often said he could digest anything but sawdust.

When Cooper lectured at the College a crowd anxious for good places would assemble beforehand in Portugal Street, and on the door being opened push and rush up stairs as if to the gallery of a play-house. An enormous number of preparations occupied the table. Presently Mr. Clift, the Curator, would appear, a bright little man with his head crammed full of knowledge, sunk deep between his shoulders, knowledge he was always ready to impart to those who sought information in the pursuits for which alone he lived. As the clock strikes four the College Secretary, Mr. Belfour, enters followed by a train of visitors; then the Beadle in his robes carrying the silver scutcheon of the College arms, and now the Master, Sir William Blizard, a tall ungainly man clad in the Master's heavy robe and bearing a large three-cornered hat, appears. He bows formally to the audience and takes his seat, putting on his hat. He is directly followed by Professor Astley Cooper, who is greeted with long continued applause, and presently the lecture begins.

Cooper was not a reading man, but had acquired a large store of information which he was always ready to impart in a most attractive way.



Edwards & Allen, N. Y.

SIR ASTLEY COOPER.



MASTERS AND PRESIDENTS

When he writes he tells us : "I relate no case, and make no remark, for the truth of which I cannot vouch. Look for yourself," he tells his students, "never mind what other people may say, no opinion can interfere with information obtained from dissection." Even in old age he never lost his passion for dissection, and he visited every hospital and surgeon of note during his travels abroad. He never liked staying more than a few days in one place. "If I laid my head on my pillow at night," he once said, "without having dissected something during the day I should consider it a day lost."

Cooper is described, at the time his famous surgical lectures were published in the *Lancet*, 1823 and 1824, as at the highest point of his professional fame, with an unrivalled surgical reputation, handsome in mien, popular with his pupils, and of acknowledged social position. His lectures were excellent in material, wise, practical, easy to follow, and in them the clearest surgical intellect of the time shed light alike on the broad roads of surgery and its obscurer by-paths.

South thus describes a lecture of Cooper's : "A few minutes before two Astley Cooper came briskly through the crowd, his handsome face beaming with animation and delight. He was dressed in black short knee breeches and silk stockings, which well displayed his handsome legs, of which he was not a little proud. Punctually to the minute he began his lecture, and his clear silvery voice and cheery conversational manner soon exhausted the conventional hour. All who heard him hung with silent attention upon his words. He

ROYAL COLLEGE OF SURGEONS

rarely endeavoured to tell of more than he knew from his own personal work and knowledge, and although he was no orator and spoke with a rather broad Norfolk twang, he was one of the most attractive teachers I ever heard. On Cooper's arrival to pay his hospital visit twice a week, he was immediately surrounded on the hospital steps by a crowd of pupils, and in a moment, towering above them all, he rushed up the hospital ward staircases, for walk he did not, followed by his pushing and scrambling pupils eager to get near and listen to his remarks. His visits rarely occupied more than half or three quarters of an hour, but in that time he got through twice as much as other men. For operating quickly and well I have not known his equal." An operation South saw him perform excited a good deal of attention. He tied the internal saphena vein in a woman for varicose ulcer of the leg, thus anticipating the recent advocacy of a similar procedure by Trendelenberg.

The theatre at Guy's was stuffed from floor to ceiling when Cooper operated. His style was elegant without the slightest affectation. All was ease, and tenderness for the patient, and solicitude that nothing should be hidden from the pupils. He was rapid in execution, masterly in manner, no haste, no disorder, and the most trifling details were attended to. His manner of handling the instruments was surprising. Mr. Chandler, a surgeon to St. Thomas's, once remarked: "It is of no consequence what instrument Mr. Cooper uses; they are all alike to him, and I verily believe he could operate as easily with an oyster knife as with the best

MASTERS AND PRESIDENTS

bit of cutlery in Laundry's shop." He was the first operator of his day not only in the planning of the operation, but the precision and dexterity of its performance, and the readiness with which difficulties were met and overcome. He said indeed of himself and his master, Cline, that much of their reputation was gained by assisting colleagues out of difficulties into which they frequently fell. "Before his time," Dr. Forbes writes, "operations were too often either frightful alternatives or hazardous compromises, and more frequently regarded rather as the resource of despair than as a means of remedy. Cooper always made them follow, as it were, in the natural course of treatment ; he gave them a scientific character, and he succeeded, moreover, in divesting them in a great degree of their terrors by performing them without ostentation, simply, confidently, and cheerfully, thereby inspiring the patient with a hope of relief, where previously resignation under misfortune had been too often all that could be expected from the sufferer."

Cooper in 1820 was called in to see King George IV. and removed a wen from his head, somewhat reluctantly, it is said, fearing erysipelas might occur, and yielding only to the royal command, and for this he received a baronetcy.

The outline of Sir Astley Paston Cooper's College career is as follows : From 1813 to 1815 he was Professor of Anatomy, Physiology, and Surgery ; a Member of the Court of Assistants from 1815 to 1841 ; Member of the Court of Examiners from 1822 to 1841 ;

ROYAL COLLEGE OF SURGEONS

Vice-President in 1825, 1826, and 1835, and President in 1827 and 1836.

Sir William MacCormac took the life and works of Astley Cooper as the subject of his Bradshaw lecture.

Astley Cooper was a remarkably handsome man, and many ascribed his great success as in a measure due to his pleasing person and manners. As South has told us, he was particularly proud of his shapely legs, and when lecturing on the lower extremities would often lift one over the arm of his chair or place it upon the table to emphasise or illustrate some point he was making. Abernethy is reported to have said, speaking of Sir Astley, I do not know how truly, that "Cooper owed his success in life more to the outside of his head than to what was inside."

Cooper probably made a larger income than any Surgeon past or present. He is said in one year to have earned £50,000, and often got large fees. A West India merchant once gave him £1000 for an operation for stone. He has been blamed for nepotism; not unjustly, perhaps. His nephew and biographer, the amiable, but rather weak surgeon, Bransby Cooper, obtained a most unfortunate notoriety in a case of Lithotomy performed at Guy's. The patient, a labouring man, had come to London to be operated on by "the great Sir Astley's nevvvy." Bransby appears to have lost his presence of mind at a critical stage of the operation; he failed to extract the stone, and after much suffering the poor patient died. The circumstances were reported in scathing language in the *Lancet*, and a *cause célèbre*, Bransby Cooper v. Wardrop, followed.

MASTERS AND PRESIDENTS

Much forensic skill and eloquence were displayed by both sides, but it was professional ruin for Bransby Cooper.

A famous and beautiful portrait of Sir Astley Cooper by Sir Thomas Lawrence, P.R.A., adorns the College, and there is also his bust by H. Weekes, R.A., and a colossal statue by Bailey is in St. Paul's Cathedral.

SIR ANTHONY CARLISLE, 1768-1840.

PRESIDENT, 1828, 1837.

SIR ANTHONY CARLISLE was born at Stillington, Durham, in the year 1768. He was the medical pupil of an uncle at York, and after his death, of Green, founder of the Durham City Hospital. He subsequently attended the lectures of John Hunter, Baillie, and Cruickshank, and succeeded his master, Henry Watson, as Surgeon to Westminster Hospital, 1793-1840. He became a Fellow of the Royal Society in 1800, and delivered the Croonian Lecture on "Muscular Motion" in 1804. This he followed in 1805 by another lecture on "Muscles of Fishes." He contributed papers on biological subjects to the *Phil. Trans.*, the *Linnean Transactions*, the *Phil. Mag.*, &c. He was a Member of the Court of Assistants of the College from 1815 to 1840, an Examiner from 1825 onwards,

ROYAL COLLEGE OF SURGEONS

Professor of Anatomy, Physiology and Surgery from 1817 to 1818, Hunterian Orator in 1820 and 1826 (one of his orations concerned itself almost exclusively with the anatomy of the common oyster, which earned for him the soubriquet of "Oyster Carlisle"), Vice-President in 1826, 1827, 1835 and 1836, and President in 1828 and 1837. He added considerably to the Library and Museum. As a young man he was for some time a student of the Royal Academy, and published in the *Artist* an essay on the "Connection between Anatomy and the Fine Arts," in which he declared that to be a good painter or sculptor you need not be a minute anatomist. In 1808 he was elected Professor of Anatomy at the Academy, his social connection, long and assiduously cultivated, leading to his being chosen over the head of Sir Charles Bell, who was himself an excellent artist, to judge by his interesting anatomical and pathological sketches, now among the Bell MSS. in the Library of the College of Surgeons, and the admirable drawings in the possession of the Military Medical School at Netley, and at the Middlesex Hospital. Carlisle was for sixteen years Professor at the Royal Academy, was Surgeon-Extraordinary to the Prince Regent, and was knighted on the latter's accession to the throne. He was largely instrumental in raising funds for the rebuilding of Westminster Hospital. He died, at his house in Langham Place, on November 2, 1840, aged 72.

He has been described as a fairly good surgeon, but was not a brilliant anatomist or physiologist. We owe to him the thin-bladed, straight-edged amputating knife

MASTERS AND PRESIDENTS

in place of the old clumsy sickle-shaped one. He was well known for using a carpenter's saw in operations. His portrait by Sir Martin Archer Shee, P.R.A., is one of the ornaments of the Council Room. In person he was handsome, and has been described as good-humoured, but very vain and crotchety, and in later life negligent in the discharge of his public duties.

He engaged in 1800 in important researches on the nature of voltaic electricity, and is credited by W. Nicholson, his colleague in this matter, with having been the first to observe the decomposition of water by the electric current.

He published various works, and the list of his scientific essays is in the old edition of the "Royal Society's Catalogue of Scientific Papers." His best known book is on the "Disorders of Old Age and the Means of Prolonging Human Life."

HONORATUS LEIGH THOMAS,

1769-1846.

PRESIDENT, 1829, 1838.

HONORATUS LEIGH THOMAS was born in 1769, and died in 1846. He was the son of John Thomas of Hawarden, by his wife Maria, sister of John Boydell. Coming to London as a very young man, he presented a letter of introduction to John Hunter, who, characteristically, invited him to call at 5 o'clock the following morning.

ROYAL COLLEGE OF SURGEONS

On presenting himself he found Hunter busily engaged dissecting insects. In his Hunterian Oration (1827) Leigh Thomas gives some interesting personal reminiscences of Hunter, whose dresser he became at St. George's Hospital, where he was also a pupil of William Cumberland Cruickshank, the anatomist. He obtained the diploma of the Corporation of Surgeons in 1794, and was elected to the Fellowship in 1843. He commenced his professional work in the Navy as 1st mate, 3rd rate, in 1792, and the same year was, on Hunter's recommendation, appointed Assistant Surgeon to Lord Macartney's "Embassy to China." In Sir George Staunton's account of this Embassy no special mention is made of Leigh Thomas, although many singular details concerning Chinese medicine appear in an appendix.

The orthodox medicine and surgery of China has for each division its own special deity. There is a god of drugs, and goddesses of midwifery, small-pox and measles, and other diseases.

"Human blood, and broth made from human flesh, are considered efficacious for some maladies, and many medicines prescribed in Chinese manuals are compounded from the eyes and vitals of the human body. The Chinaman has no belief in "simples," and the two chief principles of his therapeutic system appear to be that in order to serve their end remedies must either be very costly or else extremely disgusting. Rare drugs, like powdered precious stones, or dissolved pearls, are reserved for the wealthy, but the poorest patient may be made to swallow a dose of the

MASTERS AND PRESIDENTS

vilest filth, and his Chinese physician takes care that he gets it. The lens of a tiger's eye is supposed to possess almost miraculous virtues, and extracts of dragon's teeth and bones—in reality, fossil remains—will cure almost anything, and are infallible for dispersing ghosts."

In 1799 he volunteered for medical service with the Duke of York's army in Holland, and on the capitulation of the forces to the French he elected to become a prisoner in order to remain with the wounded, who could not be moved. The French set him free when his services could be dispensed with, thus rightly appreciating his generous devotion to duty.

He married the elder daughter of Cruickshank, and succeeded to his practice in Leicester Square in 1800. He resided in the Square until his death. Although he held high position at the College, he seems, says Mr. Bailey, the late College Librarian, from whose article in the "Dictionary of National Biography" these facts are mainly derived, to have been more of a physician than a surgeon. He was generally called in for consultation in medical cases, and as a physician he was very successful.

His College of Surgeons record is: Member of the Court of Assistants, 1818-45; Examiner, 1818-45; Vice-President 1827, 1828, 1836 and 1837; President in 1829 and 1838. He was elected F.R.S. in January 1806, and was a Member of the Imperial Academy of St. Petersburg. Among his published works are a "Description of a Hermaphrodite Lamb," "Anatomical Description of a Male Rhinoceros," "Case of Artificial

ROYAL COLLEGE OF SURGEONS

Dilation of the Female Urethra" (*Med. Chir. Trans.*), "Case of Obstruction in the Large Intestines," caused by a large calculus. His portrait by James Green, an excellent likeness, is in the College.

The *Lancet* of 1846 mentions that Thomas died at Torquay in his seventy-eighth year. For upwards of forty years he had one of the largest consulting practices in London. His practice was chiefly medical, and he had but little reputation as a surgeon although he was Member of Council, one of the Examiners, and also President at the College of Surgeons. Mr. Thomas was not a man of many acquirements, and his name is associated with no single improvement in surgery, but he was mild and pleasant-mannered, and had great tact. His diagnosis of disease was generally correct, and his treatment was judicious and simple.

Clarke, in his "Recollections of the Medical Profession," says of him : "He was courteous and able as an examiner, dignified as president ; but he had no genius ; there was nothing suggestive, nothing of *élan* about him. He was perfect in the sick-room ; cool, attentive, kind, and in medical cases an excellent practitioner. Personally he was the *beau-ideal* of a physician."

MASTERS AND PRESIDENTS

RICHARD CLEMENT HEADINGTON,

17——1831.

PRESIDENT, 1830.

RICHARD CLEMENT HEADINGTON became a Member of the Corporation of Surgeons in 1795, was a Member of the Court of Assistants of the College 1821-31, and Examiner from 1827 to 1831; Vice-President in 1828 and 1829, and President in 1830. He was elected to the Vice-Presidency in 1829 in order to fill the place vacated by the death of Sir Patrick Macgregor. He died during his tenure of office in February 1831.

Shortly before his death he was bitterly attacked in letters which appeared in the *Lancet*. Wakley, the editor, was then agitating for the appointment of medical coroners, and the writer of one of the letters points out that Headington, of the London Hospital, and Sir William Blizard are very naturally opposed to the institution of a new kind of coroners. The implication of course was that these surgeons feared a more searching kind of inquest than had hitherto obtained. As an illustration of the amenities of medical controversy of that time I may quote the following from the *Lancet* of 1831.

“The part taken in the late contest by Sir William Blizard and Mr. Headington is the subject of indignant

ROYAL COLLEGE OF SURGEONS

remark. The degradation of those men was already complete, and needed not this last act to render it irretrievable. For Sir William it may be urged in extenuation that to a naturally weak intellect is added the infirmity incident to extreme old age, but what shall we say for Mr. Headington? Although the first portion of the same excuse may be pleaded for him the remaining moiety of the apology will not avail him—he is not yet so humiliating an instance of age as his doting colleague Sir W. Blizard. Therefore in accounting for Mr. Headington's hostility he has for nearly a quarter of a century filled an office, which he must have vacated twenty years ago had his White-chapel campaigns been under the surveillance of a medical coroner. Who then can wonder that these worthy men should have acted as they did when the return of a medical coroner would have placed this interesting couple in a light which would not only surprise their *pseudo* admirers, but also astonish the innocent creatures themselves. Their combined efforts in favour of imbecility and corruption were the only affectionate intercourse they have ever been known to hold." Headington's pupils replied in a protest, extensively signed, which the *Lancet* also printed.

He seems to have been for twenty years surgeon at the London Hospital. His eulogy by Samuel Cooper in the Hunterian Oration of 1832 is to this effect: "I regard him as one whose merit as a lecturer, as an examiner, as a practical surgeon, and as a character adorned with the nicest sense of honour, will fully apologise for my having mentioned his name in this

MASTERS AND PRESIDENTS

Address, composed in praise of the greatest man that ever adorned the medical profession."

There is a good portrait in the College of Headington by John Jackson, R.A., and a noteworthy bust of him at the London Hospital.

ROBERT KEATE, 1777-1857.

PRESIDENT, 1831, 1839.

ROBERT KEATE was nephew of Thomas Keate, and younger brother of John Keate, the famous Eton headmaster. He was apprenticed to his uncle, then Surgeon-General to the Army in succession to John Hunter. Entering St. George's Hospital in April 1793, he was appointed "hospital mate" at Chelsea Hospital the year after, and in 1798 Staff-Surgeon to the Army, from which he retired in 1810 with the rank of Inspector-General of Hospitals. He became a Member of the Old Surgeons' Corporation in 1798; was a Member of the Court of Assistants and of the Council of the College, 1822-57; Member of the Court of Examiners, 1827-55; Vice-President five times and President in 1831 and 1839. In 1800 he became Assistant Surgeon to his uncle at St. George's, and took over almost all his work, succeeding him as full Surgeon in 1813, and continuing in that post till 1853, when his powers were failing. He was surgeon to four sovereigns. To William IV.

ROYAL COLLEGE OF SURGEONS

he became Serjeant-Surgeon Extraordinary, and was Serjeant-Surgeon to the Queen in 1841. "I have attended four sovereigns," he used to say, "and have been badly paid for my services. One of them, now deceased, owed me nine thousand guineas." William IV., however, always paid Keate, and reposed great confidence in him. They had been together in the navy in 1793-98, Keate as an Assistant Surgeon, while the then Duke of Clarence was Midshipman on board the same ship, probably H.M.S. *Hannibal*, the flagship of Admiral Edward Tyrrell Smith. The Duke, on becoming William IV., made Keate his surgeon.

One day Keate received an urgent summons to go to Windsor to see the Queen, and he arrived there about the breakfast hour. The Queen, who was suffering from a pain in the knee, gave Keate a hint that the presence of the King might be dispensed with. Keate accordingly said to the King, "Will your Majesty be kind enough to leave the room?" "Keate," replied the King, "I'm hanged if I go." Keate looked at the King for a moment and quietly said: "Then, your Majesty, I'm hanged if I stay." When Keate got as far as the door the King called him back and said: "I believe you are right, and that you doctors can do anything, but had a Prime Minister or the Lord Chancellor ventured to do as you have done, the next day I should have addressed his successor." Keate contributed little* to the literature of his profession, yet he rose to the highest eminence in it. He was anxious to avoid

* His only known writings are two papers in the *Medico-Chirurgical Transactions*.

MASTERS AND PRESIDENTS

operations, yet he was a great operator, accurate in diagnosis, and a sound practitioner. Mr. Holmes remembers Keate as a very old man when he but seldom visited the Hospital. He once saw him operate when his hand shook terribly. Mr. Holmes, too, recollects his saving the limb of a lad from amputation after the Assistant Surgeon had actually ordered the boy into the operating theatre. Keate was a terror to his House Surgeons and Dressers from the violence of his temper and language. He clung to office at the Hospital, there being no rule as to retirement then, until he was bullied into giving up by certain of the Governors, who persisted in inquiring at every meeting how often the senior surgeon had visited the Hospital, and for how long, and who did the work there which he did not do. Keate was sensible of the value of the scientific advancement of surgery, and deserves our recollection as a good surgeon and an honest man. Sir Benjamin Brodie spoke highly of Keate, who was slightly Brodie's senior ; and he joined with Brodie in the effort, which, the latter began, to raise the surgical practice of the Hospital to a higher level, by more careful and systematic visits to the patients, and by more constant and regular instruction of the students. He won the warm friendship of his great contemporary, who speaks of him in his autobiography in the following terms : "He was a perfect gentleman in every sense of the word ; kind in his feelings, open, honest, and upright in his conduct. His professional knowledge and his general character made him a most useful officer of the Hospital ; and now that our *game has been played*, it

ROYAL COLLEGE OF SURGEONS

is with great satisfaction that I look back to the long and disinterested friendship that existed between us." He died in 1857 at the age of 80, and with his death was ended the direct connection of the Serjeant-Surgeoncy with the army."

JOHN PAINTER VINCENT,

1776-1852.

PRESIDENT, 1832, 1840.

JOHN PAINTER VINCENT was born in 1776 at Newbury, Berks. His father was Osman Vincent, silk merchant and banker. He was apprenticed to Mr. Long, a former Master, Surgeon to Christ's Hospital (1790-1807), who lived in Lincoln's Inn Fields. Vincent attended Leigh Hunt, then a Bluecoat boy, who says of him, "he was dark like a West Indian, and I used to think him handsome, but the sight of Mr. Long's probe was not so pleasant. I preferred seeing it in the hands of Vincent." Admitted a member of the old Corporation of Surgeons in 1800, he took his master's house in Lincoln's Inn Fields, was elected Assistant Surgeon to St. Bartholomew's Hospital in 1807, and full Surgeon in 1816. He resigned in 1847, when he became a Governor of the Hospital. His college offices were: Member of Council, 1822; Court of Examiners, 1828; Vice-President, 1830, 1831, 1838, 1839; President, 1832 and 1840. He was one of the first Fellows (1843). He

MASTERS AND PRESIDENTS

retained his College offices till 1851, and died in 1852. He delivered the Hunterian Oration in 1829.

The *Medical Times and Gazette* for 1852 says he died at his country seat at Wrotham in Kent in the seventy-fifth year of his age. Here he commenced and finished his "Observations on Some Parts of Surgical Practice," which was most favourably received by the profession. Mr. Skey in his Hunterian Oration says of Vincent that "he had a mind which revolted from any act of meanness or dishonour, and of whom it might be said without flattery he never sullied his integrity by a single ungenerous act during a long life of professional activity."

He is described as "an able practical surgeon, a minute and careful observer, shrewd in diagnosis, of a conservative tendency, and disposed to avoid operations unless they were absolutely necessary." In disposition he was painfully shy, but a courteous refined gentleman.

John Painter Vincent was, Mr. Holden says, a very remarkable man. His opinion in doubtful cases was highly valued by his colleagues, especially by Lawrence. His great *forte* lay in his hands, which possessed the *tactus eruditus* of a master. This was pre-eminently shown in his treatment of a case of strangulated hernia which he could often reduce without operating, when others had failed. Over and over again the students, disappointed in their expectation of seeing Vincent operate, would exclaim, "As usual old Vincent has tucked it up."

He always walked to the Hospital from his residence

ROYAL COLLEGE OF SURGEONS

in "the Fields" with a quick, nervous gait, his hands crossed in front of him. He gave no clinical lectures, but wrote by way of compensation a small volume on the "Principles of Surgery." His picture by Eddis in the Hall of St. Bartholomew's is a speaking likeness.

He published, besides his Hunterian Oration, "Observations on some parts of Surgical Practice," 1847, as already mentioned, and a pamphlet discussing the claims of surgery to be considered a science.

GEORGE JAMES GUTHRIE,

1785-1856.

PRESIDENT, 1833, 1841, 1854.

GEORGE JAMES GUTHRIE, a descendant of an old Forfarshire family, was born in 1785, and became Member of the College in 1801, before he had reached the age of sixteen. Appointed Assistant Surgeon to the 29th Regiment, he served five years in Canada, and in the Peninsula till 1814. At many great battles he had principal charge of the wounded, and was especially praised by the Duke of Wellington. Guthrie during the Peninsular campaign often displayed as good soldierly as medical qualities; a graphic account of his experiences will be found in the *Lancet* for 1850. After Salamanca he inaugurated the practice of making long incisions through the skin to relieve diffuse erysipelas. Although at the time on half-pay he was present at

MASTERS AND PRESIDENTS

Waterloo, and was able to make still further improvements in practical surgery, for he successfully amputated a man's limb at the hip-joint, and on another occasion divided the muscles of the calf to tie the main artery, since called Guthrie's "bloody operation"; and extracted a ball from the bladder. Each of these operations was a novelty, and the cases excited much interest (Bettany). At the York Hospital, whither the wounded from Waterloo were sent, he took charge during two years of two wards where typical cases were treated. Here he was the first in England to employ lithotrity. From 1816 onwards he lectured on surgery at Westminster Hospital for nearly thirty years, throwing open his lecture-room to naval and military officers, and to those of the East India Company. In 1816, also, he founded, and became Surgeon of, what afterwards grew into the Royal Westminster Ophthalmic Hospital at Charing Cross. From 1827 to 1843 Guthrie was Surgeon to the Westminster Hospital. At the College he was a Member of Council from 1824 to 1856, Member of the Court of Examiners from 1828 to 1856, Chairman of the Midwifery Board in 1853, Hunterian Orator in 1830, Vice-President five times, and President in 1833, 1841, and 1854. He was one of the Fellows of 1843, and Hunterian Professor of Anatomy, Physiology, and Surgery in 1828-32. In the Council he belonged to the party of reform.

Guthrie died in 1856. His was a notable personality. In appearance he was a man of "keen, energetic features, with remarkably piercing black eyes." Clift used to say that they could look through a stone wall.

ROYAL COLLEGE OF SURGEONS

To the last he was more the soldier than the medical man. Popular in the army, he was presented with a loving-cup, which has now passed into the possession of Mr. Henry Power, by the officers who were frequenters of his lectures, but among members of his own profession he was too often brusque and inconsiderate, so much so that in certain quarters he has always been unfavourably represented. He offended Madden Stone by a petty exercise of official strictness when President of the College, and in that writer's "Echoes from the College of Surgeons" he describes his parting interview with Guthrie when the latter made an honourable effort to express his regret for past roughness. "There was the old lion, in his dressing-gown, propped up in a large easy-chair, as he had long been unable to lie down. He gave me a painful nod of recognition ; he evidently wished to say something to me, and, I think, from his manner, of a conciliatory character. He made a feeble sign, and appeared to desire to take my hand." Stone called later in the day and found Guthrie was dead, but the apology, although abortive, of a great to a small man, leaves a pleasant impression. Less satisfactory is the anecdote, now often quoted from Sir Joseph Fayrer's "Memoirs." "One day, when we were going round the wards with a large following of distinguished visitors, foreign surgeons, and others, we stopped at an interesting case, where he found fault with the dresser for something he had done or left undone. The student made some reply, and Guthrie said, 'I daresay you think yourself a devilish clever fellow, don't you ?' 'No sir, I don't,' was the answer. 'But you

MASTERS AND PRESIDENTS

are though,' said Guthrie, apparently ironically ; and we passed on."

For some time at Westminster Hospital there were dissensions among the staff leading to the formation of rival parties one of which was headed by Guthrie, and these differences militated much against the success of the school. Early in 1840 Sir Anthony Carlisle was attacked for his treatment of two of the patients. The attack failed signally. In 1844 a charge amounting to one of ignorance and incompetence was brought against one of the Assistant Surgeons, Mr. Hale Thompson. Mr. J. F. Clarke most ably conducted Mr. Thompson's defence. He characterised the inquiry as a persecution as odious as unprecedented for its personal bias. He denounced the witnesses and concluded with a quotation from one justly styled, he said, the Prince of English Surgeons, Sir Astley Cooper, that "the merest block-head might find fault, but it required a man of intelligence to appreciate the true character and abilities of a surgeon." The charges against Mr. Thompson were negatived by a considerable majority.

As an operator Guthrie's coolness and lightness of touch were of the highest order. His lectures were full of anecdote and illustration, and were largely attended. As an examiner he caused much trepidation to intending surgeons, but he "never rejected a candidate by his unsupported vote." He was a voluminous author, his best known book being "On Gun-shot Wounds." Published originally in 1814, it ran through many editions. In this famous work Guthrie

ROYAL COLLEGE OF SURGEONS

strongly advocated immediate amputation in gunshot injuries of the extremities, rather than delay till the so-called secondary period, a principle which marks an epoch in military surgery. Other works of his deal with "Diseases and Injuries of the Arteries" (College lectures), "Inguinal and Femoral Hernia," "Injuries of the Head," "Diseases of and Operations on the Eye," "The Surgery of the Great War, and the Crimean Campaign." The works on the wars are most interesting and graphic, and of much value as comments on military arrangements.

His Hunterian Oration, delivered without notes, hesitation, or mistake, has been described as a notable success.

ANTHONY WHITE, 1782-1849.

PRESIDENT, 1834, 1842.

ANTHONY WHITE was born in 1782, and came of a family long resident in the county of Durham. He served an apprenticeship to Sir Anthony Carlisle became a Member of the College of Surgeons in 1803, Fellow in 1843, and M.B. of Cambridge (Emmanuel College) in 1804. In 1823 he became Surgeon to the Westminster Hospital, and in 1846 Consulting Surgeon. He served on the Council of the College from 1827 to 1846; was Member of the Court of Examiners from 1829 to 1846; Vice-President four times, and President in 1834

MASTERS AND PRESIDENTS

and 1842. In 1831 he delivered the Hunterian Oration, but, probably owing to constitutional indolence, did not publish it. He was certainly one of the laziest men of his day, and is said never to have been known to keep an appointment in his life. Nevertheless, he was a man of consummate ability and great resource in difficult cases. "He is remarkable," says Mr. D'Arcy Power, "because he was the first to excise the head of the femur for disease of the hip-joint, a proceeding then considered to be so heroic that Sir Anthony Carlisle and Sir William Blizard threatened to report him to the College of Surgeons. He performed the operation with complete success, and afterwards sent the patient to call upon his opponents." He early acquired a large practice. He died in 1849, after having for long been a victim of gout, a subject on which he was an authority. He published "An Enquiry into the Proximate Cause of Gout, and its Rational Treatment" (edit. 2, London, 1848; American edit. 1852). In 1846 appeared his "Treatise on the Plague." A fine and probably characteristic portrait of him hangs in the Board Room of the Westminster Hospital.

ROYAL COLLEGE OF SURGEONS

JOHN GOLDWYER ANDREWS,

1782-1849.

PRESIDENT, 1835, 1843.

JOHN GOLDWYER ANDREWS was born in 1782, and died on July 28, 1849. He was apprenticed at an early age to Sir William Blizard, and became a Member of the College in 1803, and Fellow in 1843. In May 1827 he was elected a Member of the Council in succession to Sir Everard Home, and in 1831 he succeeded Headington as an Examiner. He was President twice, in 1835 and 1843. He was Surgeon of the London Hospital, but, as the *Lancet* obituary remarks, "had not contributed anything to the advancement of medical or chirurgical knowledge, but was a great patron of the fine arts"; his collection of paintings at Glanbrydan, Carmarthen, being variously valued at from £15,000 to £20,000, a much larger sum than now. Glanbrydan, however, finds no mention in the well-known "Wild Wales" of George Borrow.

His eulogy in Skey's Hunterian Oration (1850) consists of the mention of his death at the age of 65.

MASTERS AND PRESIDENTS

SIR BENJAMIN COLLINS BRODIE, BART.,

1783-1862.

PRESIDENT, 1844.

BENJAMIN COLLINS BRODIE was born in 1783, and was the fourth child of the Rev. Peter Bellinger Brodie, rector of Winterslow, Wilts. The Brodies were originally a Morayshire Jacobite clan. In 1797 Brodie and his brothers raised a company of volunteers at a time when a French invasion was much dreaded. At the age of eighteen he went up to London and devoted himself, from the first, to the study of anatomy. Brodie selected the medical profession without any special liking or bent for it, and in after days he said he thought those best succeeded in professions who joined them, not from any irresistible prepossession, but rather from some accidental circumstance inducing them to persevere in their selected course either as a matter of duty, or because they had nothing better to do. He rose to be the first surgeon in England, holding for many years a position similar to that once occupied by Sir Astley Cooper. Brodie had always a philosophical turn of mind. He learnt much at first from Abernethy, who arrested his pupils' attention so that it never flagged, and what he told them in his emphatic way never could be forgotten.

Sir Benjamin Brodie used to say "that he had

ROYAL COLLEGE OF SURGEONS

always kept in mind the saying of William Scott, afterwards Lord Stowell, to his brother John, subsequently Lord Eldon, 'John, always keep the Lord Chancellorship in view, and you will be sure to get it in the end ;' and a similar aim and distinction were Brodie's."

In 1801 and 1802 he attended the lectures of James Wilson at the Hunterian School in Great Windmill Street, where he worked hard at dissection. It was about this time that he formed what proved a lifelong friendship with William Lawrence. In 1803 Brodie became a pupil of Sir Everard Home at St. George's Hospital, and was successively appointed house-surgeon and demonstrator to the anatomical school, after which he was Home's assistant in his private operations, and researches in comparative anatomy, and he did much work for Home at the College Museum. "The latter employment," says Mr. Timothy Holmes in his "Life of Brodie," "was of critical importance for Brodie in several ways—chiefly because it obliged him to work on scientific subjects, and thus prevented a too exclusive devotion to the pursuit of practical surgery. We cannot be wrong in attributing to this cause mainly his connection with the Royal Society, and the many-sidedness of his intellectual activities." At the College he came into contact with Clift, and, through Home, became an intimate in the learned coterie of Sir Joseph Banks, President of the Royal Society, and the chief link between distinguished men of science of two centuries. Brodie still diligently pursued his anatomical studies at the Windmill Street School, where he first demonstrated for,

MASTERS AND PRESIDENTS

and then lectured conjointly with James Wilson until 1812. In 1808, before he was twenty-five, he was elected Assistant Surgeon at St. George's, thus relieving Home of some part of his duties. Brodie remained in this position fourteen years, and his "regular attendance at the hospital was an immense improvement, in the interests both of the patients and the students, on the practice obtaining in the metropolitan hospitals of that day." All through life Brodie was consumed with a rage for work, which his father had originally instilled into him. So devoted was he to every phase of his duties that he found no time to travel, once only visiting France for a month or so, and often going nowhere for a summer holiday. His very recreations were arduously intellectual. Thus he took a leading part in the life of various learned societies—the Academical Society, banished to London from Oxford in the French revolutionary epoch, the Society for the Promotion of Medical and Chirurgical Knowledge, the Royal Medical and Chirurgical Society, of which he was President in 1839 and 1840. To the last-named society he contributed several valuable papers, and at its meetings he stimulated discussion and had always something of interest to say. Elected to the Royal Society in 1810, he soon communicated a paper "On the Influence of the Brain on the Action of the Heart and the Generation of Animal Heat," and another "On the Effects produced by certain Vegetable Poisons (Alcohol, Tobacco, Woorara)." The first paper, the subject of which he doubtless derived from John Hunter, formed the Croonian Lecture : the two papers

ROYAL COLLEGE OF SURGEONS

taken together won him the Copley medal in 1811, an honour never before bestowed on so young a man. In 1809 Brodie entered upon private practice, and in 1822 became full Surgeon at St. George's Hospital, from which time forward his career was one of ever-increasing success. Becoming a Member in 1805, a Fellow in 1843, from 1819 to 1823 he was Professor of Anatomy, Physiology and Surgery at the College. He lectured upon "The Organs of Digestion, Respiration, and Circulation, and on the Nervous System," the most interesting of his discourses being upon "Death from Drowning," a subject which Hunter had investigated without hitting upon the scientific explanation of that form of asphyxia eventually thought out by Brodie. While Professor at the College Brodie was summoned to attend George IV., and with Sir Astley Cooper, who was the operator, and a formidable array of medical men of that time, assisted at an operation for the removal of a small tumour from the King's scalp. He became Surgeon to George IV., and attended him during his last illness, when he went every night to Windsor, slept there, and returned to London in the morning. "His habit," says Mr. Timothy Holmes, "was to go into the King's room at about six o'clock, and sit talking with him for an hour or two before leaving for town. He seems to have formed a more indulgent estimate of the King's character than one based, for instance, on the somewhat severe criticism of Thackeray's 'Four Georges.'" The King became warmly attached to him. He was Surgeon to William IV., and in 1834, when he was made a

MASTERS AND PRESIDENTS

Baronet, he was appointed Serjeant-Surgeon. In this capacity he became examiner by prescriptive right in the College, a privilege abolished by the Charter of 1843, which Brodie was largely instrumental in obtaining. He was a Member of Council from 1829-62, Hunterian Orator in 1837, Vice-President in 1842 and 1843, and President in 1844. After many years service Sir Benjamin Brodie retired from St. George's Hospital in 1840, but for some time continued his activity at the College, which owes to him the institution of the Order of Fellows. The object of this institution, he says, was to ensure the introduction into the profession of a certain number of young men who may be qualified to maintain its scientific character, and will be fully equal to its higher duties as hospital surgeons, teachers, and improvers of physiological, pathological, and surgical science afterwards. The Fellowship may be said to have been largely instrumental in raising the College to what it now is—"the exemplar of surgical education to the whole kingdom." Brodie was the first President of the General Medical Council, having been elected in 1858. Within a week after receiving this honour, he became President of the Royal Society, an office he filled with great dignity and wisdom to 1861. He died, nearly blind, in 1862. As an author he achieved fame by his treatise on "Diseases of the Joints," 1818, which went through five editions and was translated into foreign languages. He wrote also on local nervous affections, diseases of the urinary organs, the surgery of the breast, lightning-stroke,

ROYAL COLLEGE OF SURGEONS

besides an important work, published anonymously in 1854, under the title of "Psychological Enquiries."

Brodie was distinguished as a surgeon with the bent of a physician. He was not a great operating surgeon, nor did he regard operations as the highest aim of surgery. His power of diagnosis was great, and he was a distinguished teacher with an elegant and clear deliverance. He attained the high success he achieved by the legitimate influence of a lofty order of intellect, by his great stores of surgical knowledge, and the sound decided opinions he based upon them. He was single-minded and upright in character and free from all affectations. He knew his duty and did it well. He lived for a great end, the lessening of human suffering, and for that he felt no labour was too great, no patience too long. As a scientific man his object was truth pursued for its own sake, and without regard to future reward.

He recognised the great traditions of wisdom, benevolence, and self-denial as the everlasting bases on which true medicine and surgery rest, and he was in truth a master in medicine.

Of Brodie's manner as a lecturer, Sir Henry Acland says: "None who heard him can forget the graphic yet artless manner in which, sitting at his ease, he used to describe minutely what he had himself seen and done under circumstances of difficulty, and what under like circumstances he would again do, or would avoid. His instruction was illustrated by the valuable pathological dissections which during many years he had

MASTERS AND PRESIDENTS

amassed, and which he gave during his lifetime to his hospital."

Mr. Timothy Holmes says : "It was Brodie who popularised the method of lithotrity in England, and by so doing chiefly contributed to the ready reception of an operation which has robbed what was one of the deadliest diseases that afflict humanity of nearly all its terror. This will remain for all time one of Brodie's greatest claims to public gratitude."

Brodie used to tell that he once prescribed for a fat butler, suffering from too much good living and lack of exercise. Sir Benjamin told him "he must be very moderate in what he ate and drank, careful not to eat much at a time or late at night. Above all, no spirituous liquors could be allowed, malt liquor especially being poison to his complaint." Whilst these directions were being given the butler's face grew longer and longer, and at the end he exclaimed, "And pray, Sir Benjamin, who is going to compensate me for the loss of all these things?"

Brodie's personal appearance is admirably portrayed in the great picture of him by Watts, now in the possession of the present Sir Benjamin. He was not, perhaps, strictly handsome, but no one can deny that the features are striking. A fine forehead, keen grey eyes, a mobile and sensitive mouth, and facial muscles which follow all the movements of one of the most active of minds, lent to the countenance a charm and an expressiveness to which no stranger could be insensible. His frame was slight and small ; but there was nothing of weakness about it.

ROYAL COLLEGE OF SURGEONS

Those who knew him only as a public man would little suspect "the playful humour which sparkled by his fireside—the fund of anecdote, the harmless wit, the simple pleasures of his country walk."

SAMUEL COOPER, 1780–1848.

PRESIDENT, 1845.

SAMUEL COOPER was born in 1780. His father had grown rich in the West Indies, and left his sons orphans at an early age. Samuel, the second son, was educated at Dr. Burney's school at Greenwich, and entered St. Bartholomew's in 1800, where he showed considerable promise. He became a Member of the College in 1803, and began practice in Golden Square. In 1813, after his wife's death, he served as an Army Surgeon, and was present on the field of Waterloo. He eventually gained a large surgical practice, but his claim to fame rests upon his works. In 1806 he gained the Jacksonian Prize for the best essay on "Diseases of the Joints"; the year previous, in 1805, he published a work on Cataract, besides editing the third and fourth editions of "The Study of Medicine," by Mason Good. In 1807 appeared his "First Lines of Surgery," which reached a seventh edition, and in 1809 appeared the first edition of his great "Surgical Dictionary," which at once achieved fame. During his life seven large and carefully edited editions of

MASTERS AND PRESIDENTS

this work appeared. It was translated into French, German, and Italian, and republished more than once in America.

Samuel Cooper became a Fellow of the College in 1843, was a Member of Council from 1827 to 1848, and of the Court of Examiners from 1835 to 1848. He was Hunterian Orator in 1832, Vice-President in 1843-1844, and President in 1845. He died of gout, December 2, 1848.

Cooper made his mark early in life by his writings; his "First Lines of the Practice of Surgery" is admirable, and his "Dictionary of Practical Surgery" a monument to his industry and knowledge. He did good service to his Hospital as a teacher, but his surgery was somewhat old-fashioned, and he was eclipsed in the operating theatre by the brilliancy of Liston.

For seventeen years prior to his death he was Surgeon to University College Hospital, "where his great surgical knowledge, and his kindness and urbanity of manners in the duties of Professor of Surgery, procured for him the warm attachment of the students." The quotation is from Cæsar Henry Hawkins's "Hunterian Oration," 1849. Later the orator quotes Mr. Cooper's words to the effect that the "Dictionary of Practical Surgery" had been a work of inconceivable labour, and in truth, he says, it presents an immense mass of surgical information culled from every available valuable source." During the thirty years preceding 1838 this work was the text-book of every student of surgery. Cooper's great Dictionary, says Clarke, in his "Recollections," "was to surgery what Johnson's great work was to

ROYAL COLLEGE OF SURGEONS

English literature." For an account of Samuel Cooper see Clarke's "Autobiographical Recollections," pp. 323-6. Cooper's portrait and bust are in the College.

SIR WILLIAM LAWRENCE, BART.,
1783-1867.

PRESIDENT, 1846, 1855.

WILLIAM LAWRENCE, son of the leading surgeon at Cirencester, was born there in 1783. He was apprenticed to Abernethy in 1799, of whom he said later in his lectures at the College: "That, however the public may estimate in him the surgeon and physician, I have reason to speak still more highly of the man and the friend, of his invariable kindness, disinterested friendship, his benevolence, and honourable feeling, his independent spirit and liberal conduct, gifts which dignify our profession and command our respect." Lawrence was soon appointed by Abernethy his Demonstrator of Anatomy, a post he filled for twelve years. He was elected Assistant Surgeon to St. Bartholomew's in 1813, and in the same year a Fellow of the Royal Society. In 1814 he was appointed Surgeon to the London Infirmary for Diseases of the Eye, in the year 1815 Surgeon to the Royal Hospitals of Bridewell and Bethlehem, and in 1824 Surgeon to St. Bartholomew's Hospital. He held this last office for more than forty years, and was therefore on active

MASTERS AND PRESIDENTS

duty in connection with this hospital for three score years and five.

Lawrence became a Member of the College in 1805, a Fellow in 1843, was a Member of Council from 1825 to 1867, Member of the Court of Examiners from 1840 to 1867, Chairman of the Midwifery Board in 1854, Vice-President four times, and President in 1846 and 1855. He obtained the Jacksonian Prize in 1806 with an essay on "The Treatment of Hernia," which went through five editions in its published form, and delivered the Hunterian Oration in 1834 and 1846.

In 1815 he was elected Professor of Anatomy at the Royal College of Surgeons. At his first lecture in 1816 he criticised Abernethy's exposition of Hunter's theory of life. His views on the "Natural History of Man" (1819), scandalised all those who regarded life as an entity entirely separate from, and above the material organism with which it is associated. There followed thereupon a serious breach between Abernethy and Lawrence, who was accused of "perverting the honourable office entrusted to him by the College of Surgeons to the unworthy design of propagating opinions detrimental to society, and of loosening those restraints on which the welfare of mankind depend."

Lawrence regarded life as the assemblage of all the functions, and the general result of their exercise, that life proceeds from life and is transmitted from one living body to another in uninterrupted succession. In his lectures on comparative anatomy he endorsed the views of Blumenbach, and showed that a belief in the literal accuracy of the early chapters of Genesis is

ROYAL COLLEGE OF SURGEONS

inconsistent with biological fact. The lectures on the "Physiology, Zoology, and Natural History of Man," were re-published by Lawrence, but Lord Eldon characteristically refused to protect his rights in them on the ground that they contradicted Scripture. Lawrence valued the work so little that he announced its suppression, and having, in the satire of the day, been ranked with Tom Paine and Lord Byron, he was thereupon vilified as a traitor to the cause of free thought. This form of abuse pursued him still more fiercely, when like Burke, who changed his views after an introduction to the King's cabinet, he became a Conservative in the College Council-room, after having headed an agitation against the rule of the Council of the College. In 1826 there appeared a "Report of the Speeches delivered by Mr. Lawrence as Chairman at two meetings of Members, held at the Freemasons' Tavern." In 1828 he was elected to the College Council. On the occasion of his second Hunterian Oration in 1846 a new charter which had lately been obtained failed to satisfy the aspirations of the Members of the College. A mostly hostile audience had assembled, and Lawrence defended the action of the Council and spoke contemptuously of ordinary surgical practitioners, thereby raising a storm of dissent. "All parts of the theatre," says Stone, "rose against him. So great was the storm that Lawrence leant back against the wall, folded his arms, and said, 'Mr. President, when the geese have ceased their hissing I will resume.'" He remained imperturbable, displayed his extraordinary talent as an orator, and concluded his

MASTERS AND PRESIDENTS

address in a masterly peroration which elicited the plaudits of the whole assembly.

Lawrence was at one time much in the councils of Wakley, the founder of the *Lancet*, with whom he weekly conducted a crusade against privilege in the medical world. This of course had not been forgotten when he appeared as the advocate of the College in 1846. As a lecturer on purely medical subjects Lawrence had a long career, during which he was without superior in manner, substance, or expression. He succeeded Abernethy as Lecturer on Surgery at St. Bartholomew's Hospital, and held this post for thirty-three years. He republished his lectures in 1863, and the work was praised by Sir William Savory. Sir G. M. Humphry and Mr. Luther Holden have also borne witness to his powers as a lecturer and to his genius as a clinical exponent. Brodie describes William Lawrence as remarkable for his great industry, powers of acquirement, and inexhaustible stores of information. He had a considerable command of correct language, a pure style of writing free from affectation, was gifted with the higher qualities of the mind, and possessed a talent seldom surpassed. He was a vigorous, clear, and convincing writer. In addition to many contributions to the *Lancet*, the *Medical Gazette*, and the *Transactions of the Medical and Chirurgical Society*, of which he was President in 1831, he published in 1833 "A Treatise on Diseases of the Eye," which embodied the results and observations obtained in his large ophthalmological practice.

He lived, as we know, to a great age and enjoyed

ROYAL COLLEGE OF SURGEONS

a high degree of physical strength combined with an intense mental activity. On one occasion a friend ventured to congratulate him on looking so well. "I do not know, sir," replied Lawrence, "why I should not look as well as you do." At the age of eighty he was photographed by Mr. Frank Hollyer, and the picture, now in the College collections, well displays the magnificent quality of the man.

He became Serjeant-Surgeon to H.M. the Queen in 1858, was created a Baronet in April 1867, and died in harness in July 1867. As he was mounting the College stairs, in his capacity of Examiner, he was seized by a stroke of paralysis, which deprived him of the power of speech. He was helped down to the Secretary's office from the second landing on the main staircase, where the seizure took place, by Mr. Pearson, the College Prosector, and others. "When taken home, he was given some loose letters out of a child's spelling-box," says his biographer Dr. Norman Moore, "and laid down the following four: B, D, C, K. He shook his head and took up a pen, when a drop of ink fell on the paper. He nodded and pointed to it. 'You want some black drop, a preparation of opium,' said his physician, and this proved to be what he had tried to express."

Perhaps the finest bust in the possession of the College is that of Lawrence by Weekes. It has been placed in a position near the head of the staircase where its great original met his death.

MASTERS AND PRESIDENTS

BENJAMIN TRAVERS, 1783 1858.

PRESIDENT, 1847, 1856.

BENJAMIN TRAVERS was born in 1783, and was early placed in his father's City counting-house. The father had a taste for attending the lectures of Cline and Sir Astley Cooper, and the son, evincing a dislike for commerce, was articled in 1800 to Sir Astley for a term of six years. Travers became a Member of the College in 1806, Fellow in 1843, and held all the important offices there, having been Member of Council from 1830 to 1858, Member of the Court of Examiners from 1841 to 1858, Chairman of the Midwifery Board in 1855, Vice-President four times, and President in 1847 and 1856. He was Hunterian Orator in 1838. At St. Thomas's Hospital he succeeded Birch as Surgeon in 1815, and continued to hold the important post of Surgeon to the Moorfields Ophthalmic Hospital, then known as the London Infirmary for Diseases of the Eye. He so developed the teaching resources of this institution between the years 1810 and 1814, that at the latter date Sir William Lawrence was appointed to assist him. Together they raised ophthalmic science from the region of quackery into which it had declined, or from which it had never emerged. Travers, indeed, met with some opposition to his ophthalmic labours, and is justly described as the first general hospital surgeon

ROYAL COLLEGE OF SURGEONS

in England to devote himself to the surgery of the eye. Ophthalmology was not then regarded as a specialty, and the establishment of a special Ophthalmic Hospital was considered wrong.

Up to 1819 he lectured on Surgery at St. Thomas's jointly with Sir Astley Cooper. Ill-health then compelled him to resign, and he did not resume his lectures till 1834. He was a good pathologist, and a scientific surgeon, carrying on the experimental traditions of Hunter. Of the surgeons of his day none have left us writings more interesting at the present time than has Travers. He published "An Inquiry into the Process of Nature in repairing Injuries of the Intestines," 1812; "A Synopsis of the Diseases of the Eye and their Treatment," edit. 3, 1824, American edition 1825; "An Inquiry concerning Constitutional Irritation," 1826, followed by a "Further Inquiry," 1835; and "The Physiology of Inflammation and the Healing Process," 1844. Travers was appointed one of the Queen's Surgeons Extraordinary on the formation of her medical establishment, and was Serjeant-Surgeon in 1857-58. He was F.R.S. from 1813; President of the Hunterian Society in 1827, and of the Royal Medical and Chirurgical Society. He possessed a very strong personality. Mr. Le Gros Clark, who had been one of his apprentices, almost worshipped his memory, and called one of his sons Benjamin Travers. Tradition assigns to him an exquisite polish of manner: he took off his hat as none of the dandies of the day could. He died in 1858.

There is a bust of him in the College.

MASTERS AND PRESIDENTS

"He was," Le Gros Clark says, "a man of cultivated mind and singularly fascinating manners, well calculated to obtain the confidence of his patients, and the attachment of his pupils. He was nervous and clumsy as an operator: I often thought he should have been a physician."

EDWARD STANLEY, 1793-1862.

PRESIDENT, 1848, 1857.

EDWARD STANLEY was born in 1793 (July 3), and was the son of another of that name in business in the City of London. His mother was the sister of Thomas Blizard. Educated at Merchant Taylor's School till 1808, he was apprenticed to Thomas Ramsden, one of the surgeons at St. Bartholomew's when only sixteen years of age. Ramsden died in 1810, and Stanley served out his time under Abernethy. During this period he rendered important services to his medical school, practically creating the museum at St. Bartholomew's under the auspices of Abernethy, and subsequently compiling a valuable pathological catalogue. At the early age of 24 he was elected Assistant Surgeon to the Hospital (January 1816). Acting for some time as a Demonstrator of Anatomy, he was appointed Lecturer on this subject in 1826 on Abernethy's resignation, and continued his lectures till 1848. In 1838 he was elected Surgeon to St.

ROYAL COLLEGE OF SURGEONS

Bartholomew's, and "then rapidly became famous as a clinical teacher of great power." He was elected F.R.S. in 1830, was President as early as 1843 of the Royal Medical and Chirurgical Society, and was appointed Surgeon-Extraordinary to the Queen in 1858.

He was admitted a Member of the College in 1814, Fellow in 1843, gained the Jacksonian Prize in 1815, was elected a Life Member of the Council in 1832, Arris and Gale Professor in 1835, Hunterian Orator in 1839, a Member of the Court of Examiners in 1844, and President in 1848 and 1857.

Stanley is well known for his classical works on bone, which for many years contained all the existing knowledge on the subject of bone-diseases. These works are "Illustrations of the Effects of Disease and Injury of the Bones," with a series of magnificent coloured plates drawn from original preparations, most of which still exist, folio, 1849, and "A Treatise on Diseases of the Bones," 8vo, 1849.

He died on May 24, 1862, having been attacked by cerebral hæmorrhage while watching an operation in Henry ward at St. Bartholomew's Hospital. He had been Surgeon there up to 1861, and had attended the Saturday operations to the last, so that, like others of our Presidents, he died in harness. It is said that when Stanley was seized, he remarked, "Oh, it's nothing." William Lawrence, who was presently called in to see his dying colleague, exclaimed, "Ah, poor Stanley, wrong to the last." He has been described by Mr. D'Arcy Power as "one of the most sagacious

MASTERS AND PRESIDENTS

teachers and judicious practitioners of his day." He adds, "He was a blunt, kindly, humorous, straightforward, and honest man."

Stanley was vivacious in conversation, but solemn and impressive, and his language clear and emphatic, when teaching in the wards. His unattractive appearance was redeemed by large intellectual eyes, mobile, expressive features, a genial smile, and a face honest, earnest, and good-tempered. He was an eager inquirer after pathological knowledge, a patient, accurate, and intelligent investigator and collector, but wanting in culture of the higher kind, and of any appreciation of the arts.

He always took immense pains in studying his hospital cases, and as the result of this and his innate sagacity he was seldom wrong in the opinions he arrived at. He was never a brilliant operator, yet he shone in the operating theatre, because when grave or unexpected incidents arose he never lost his self-possession, and his courage increased with the emergency. His anatomical knowledge and quiet insistence carried him through all difficulties.

ROYAL COLLEGE OF SURGEONS

JOSEPH HENRY GREEN,

1791-1863.

PRESIDENT, 1849, 1858.

JOSEPH HENRY GREEN, son, like many another great surgeon, of a City merchant, and nephew, through his mother, of Henry Cline, was born in London Wall in 1791. He was apprenticed to his uncle Cline at St. Thomas's Hospital, and in 1813 was appointed Demonstrator of Anatomy. In 1815 he became a Member of the College, and from that year forward, to his retirement into the country, practised in Lincoln's Inn Fields. He was for many years active in the affairs of the College. Elected Fellow in 1843, he was a Member of Council from 1835 to 1863, a Member of the Court of Examiners from 1846 to 1863, Chairman of the Midwifery Board in 1857, Vice-President four times, President in 1849 and 1858, Representative of the College on the Medical Council (1858), and afterwards President of the Council. As Professor of Anatomy, Physiology, and Surgery at the College (1823-28), he delivered four courses of lectures on the "Comparative Anatomy of the Animal Kingdom." According to Sir Richard Owen this was the first complete, or sufficiently illustrated, survey of the animal kingdom ever taken in this country. As Hunterian Orator in 1840 and 1847, he twice puzzled

MASTERS AND PRESIDENTS

an audience not acquainted with the bearings of the Coleridgean philosophy. The Orations, on Vital and Mental "Dynamics," are none the less classical productions, both learned and eloquent, if occasionally obscure. Green's friendship for Coleridge is historic. He had studied German philosophy, then in its zenith, and in 1817, when he visited Berlin took a private course of instruction under Solger, recommended to him by the poet Tieck. With Coleridge, author of the "Ancient Mariner," mystic, philosopher, conversationalist, and "opium-eater," he became acquainted at about that period, and spent much of his time during the next fifteen years in private talk with the Highgate philosopher. As Samuel Taylor Coleridge's literary executor he bought his annotated library, and as the prime work of his life he was occupied in an attempt to synthetise the glosses of his master. He survived Coleridge thirty years, and, with a view to his giant task, undertook a vast course of reading, revived his knowledge of Greek, learned Hebrew, and made some progress in Sanscrit. Never was there a surgeon or man of science in a more difficult position, but Green struggled on in a spirit of reverent friendship and infinite industry, and at length completed two volumes of "Spiritual Philosophy, founded on the teaching of S. T. Coleridge," as embodied in fragments, recollections of conversations, and *marginalia*. These a former friend and pupil, Sir John Simon, published in 1865, two years after Green's death. Samuel Taylor Coleridge died at the house of Mr. Gillman, a Hampstead surgeon, in 1834, and Green performed an autopsy in the presence

ROYAL COLLEGE OF SURGEONS

of his apprentices. In the same year he inherited his father's fortune, and thenceforth determined to devote the whole remaining energies of his life to establishing and developing the system of Coleridge. In 1836 he finally gave up private practice, which was large and lucrative, and retired to a country house at Barnet, where he died in 1863. In 1837 he resigned the chair of Surgery at King's College, London, to which he had been appointed on the foundation of the medical school there, but he retained his surgeoncy at St. Thomas's till 1852, as well as a share in the surgical lectures. At St. Thomas's he had from 1818 to 1825 shared the Lectureship on Anatomy, and then that on Surgery, with Sir Astley Cooper. In 1825 he was appointed Professor of Anatomy to the Royal Academy, and held office till 1852. His lectures were celebrated for the graphic power with which he described the symmetry of form, the anatomy of expression, and the poetry of painting. Green wrote much on the politics of his profession and of the College. At St. Thomas's he was engaged at one time in controversy with the Coopers, and in 1825 published a bulky pamphlet entitled "Letter to Sir Astley Cooper on the Establishment of an Anatomical and Surgical School at Guy's Hospital." On the Council of the College he advocated what have been called "paternal" reforms. A pamphlet, "Distinction without Separation," and a "Letter on the Present State of the Profession," 1831, contain his temperate and logical defence of the action of the then Council in refusing to put the government of the College on a democratic basis. He wrote other pamphlets on Medical Reform

MASTERS AND PRESIDENTS

in 1834 and 1841. As a purely scientific writer he published many lectures, comments, and cases in the *Lancet*. He was F.R.S., and enjoyed the reputation of a great philosophical surgeon, whom all regarded with admiration. He stood very high as an operator, especially in lithotomy, in which he always employed his uncle Cline's gorget. Patients of his were impressed by his beautiful, polished, and benignant manners. In appearance he was a tall and somewhat languid man.

Of a picture exhibited in the Royal Academy and now hanging in the Court Room of St. Thomas's Hospital, a critic writes: "There is no face in the whole collection, whether in manly beauty or in its expression of intellectual superiority, to be compared with the portrait of Joseph Henry Green, although there be statesmen, great soldiers, and philosophers around." Emerson was introduced by the late Dr. Garth Wilkinson to Green, and remarked on his typical "surgeon's mouth," with its close-shut lips and air of restraint and firmness. The bust of Green now in the possession of the College illustrates both these observations.

The best anecdote told of Green relates to his death. John Hunter died in a fit of righteous anger, choked by an impudent contradiction; to Joseph Henry Green it was given to make a calm and heroic exit from this world not inferior to that of Socrates. His last word was spoken, it is said, after the heart's action ceased to be felt. In a noble passage, worthy of its subject and typical of the writer's style, Sir John Simon "Memoir of Green" prefixed to the "Spiritual Philosophy"

ROYAL COLLEGE OF SURGEONS

has thus described the death-bed scene: ". . . I would show that not even the last sudden agony of death ruffled his serenity of mind, or rendered him unthoughtful of others. No terrors, no selfish regrets, no reproachful memories, were there. The few tender parting words which he had yet to speak, he spoke. And to the servants who had gathered grieving round him, he said, 'While I have breath, let me thank you all for your kindness and attention to me.' Next, to his doctor, who quickly entered—his neighbour and old pupil, Mr. Carter—he significantly, and pointing to the region of his heart, said—'congestion.' After which, in silence he set his finger to his wrist, and visibly noted to himself the successive feeble pulses which were but just between him and death. Presently he said—'stopped.' And this was the very end. It was as if even to die were an act of his own grand self-government. For at once, with the warning word still scarce beyond his lips, suddenly the stately head drooped aside, passive and defunct, for ever. And then, to the loving eyes that watched him, 'his face was again all young and beautiful.' The bodily heart, it is true, had become mere pulseless clay; broken was the pitcher at the fountain, broken at the cistern the wheel; but, for yet a moment amid the nightfall, the pure spiritual life could be discerned, moulding for the last time into conformity with itself the features which thenceforth were for the tomb."

MASTERS AND PRESIDENTS

JAMES MONCRIEFF ARNOTT,

1794-1885.

PRESIDENT, 1850, 1859.

JAMES MONCRIEFF ARNOTT was born at Chapel, near Ladybank, Fife, in 1794. Educated at the High School, and University, of Edinburgh, he began his medical studies in the Scottish capital, and continued them in London, Vienna, and in Paris under Dupuytren. He was one of the founders of the Medical School of the Middlesex Hospital, and for many years was Surgeon there and at the North London. He afterwards occupied the chairs of Surgery at King's and University Colleges. He became a Member of the College in 1817, was an Original Fellow in 1843 (second on the list), a Member of Council of the College in 1840, and became a Member of the Court of Examiners in 1847 (1847-1865). He was twice President, in 1850 and 1859; four times Vice-President; and delivered the Hunterian Oration in 1843. He was College Representative on the Medical Council from 1860 to 1865, and in 1858-1859 Chairman of the Midwifery Board. In 1865 he retired from all his offices, and lived for long in Fife. He died in London in 1885. The papers at the time of his decease contained long notices of him, but he is not in

ROYAL COLLEGE OF SURGEONS

the "Dictionary of National Biography." At the College he was chiefly instrumental in obtaining from Government a grant of £15,000 for the rebuilding of the Museum. He contributed eight papers to the *Medico-Chirurgical Transactions*: the chief of these (1829) is on the "Secondary Effects of Inflammation of the Veins." The late Sir George Johnson and Sir John Simon both contributed papers to these *Transactions* in 1843 on Inflammation of the Kidneys, in which they arrived at diverse conclusions. Arnott, then President of the College, maintained "that both papers should be published, together with their illustrations, so that facilities might be given for future observers to investigate the points in dispute." This is only one typical instance out of many of his singular sincerity and fairness. On one occasion, George Johnson was much impressed, in common with his fellow students, "by the candid manner in which he acknowledged an error of diagnosis." A testicle, believed to be medullary, was removed. After the patient had been carried out, Mr. Arnott sliced the testicle, and turning at once to the class, without a moment's delay or hesitation, he said, "Gentlemen, we have been mistaken; that which we took for malignant disease of the testicle we now find to be a hæmatocele." The *Lancet* says of him, "He was in every sense of the word a truly great man, conscious of his abilities to assume the highest responsibilities of his profession, and most conscientiously discharging those duties. He belonged to the epoch of British surgery when the old traditions were being sent to the winds, and is best remembered

MASTERS AND PRESIDENTS

in actual surgical work as having successfully performed the then difficult plastic operation for ruptured perineum."

JOHN FLINT SOUTH, 1797-1882.

PRESIDENT, 1851, 1860.

JOHN FLINT SOUTH was an apprentice to Henry Cline at St. Thomas's, his fellow student, Joseph Henry Green (1814-19), being his friend and helper. In 1819 he became a Member of the College, was one of the Fellows of 1843, Member of Council from 1841 to 1873, Professor of Human Anatomy from 1845 to 1847, Member of the Court of Examiners from 1849 to 1868, Chairman of the Midwifery Board in 1859, Vice-President four times, and President in 1851 and 1860. He delivered the Hunterian Oration in 1844, and in a letter dated February 14, 1844, he writes: "Up early and hard at work, only finishing the principal part of the Oration, with an unsatisfactory beginning, obliged to trust to extempore for some part." However, on the appointed day he started in a glass coach with his wife for the College, "in good spirits, and pluck, but plaguey hot before I got to the end. Time would not let me go further than Ranby, where I stopped and finished with speaking of poor Tyrrell. Green congratulated me after. God knows I am deeply grateful for having

ROYAL COLLEGE OF SURGEONS

acquitted myself, I hope, not discredibly. The number in the theatre was 350."

Although it would appear the Oration was the work of a day, no doubt the materials used by South had been long prepared beforehand. The Oration was chiefly biographical, and the rise of surgery to its then position was described. John Hunter is scarcely mentioned in this Oration.* John Flint South was elected in 1823 joint Demonstrator of Anatomy with Bransby Cooper at St. Thomas's. This election gave rise to a controversy between Sir Astley Cooper and J. H. Green. South subsequently became Lecturer in Anatomy at his hospital, but retired in 1841, and ended his long life at Blackheath Park, engaged in religious and scientific activities, and in the pursuit of literature. He kept a diary throughout his life. Speaking of his career at St. Thomas's, he says: "The operation day was Friday, and it was rare to have fewer than two or three operations to occur," and this, we may remember, was for all four surgeons for one week. There are now at St. Thomas's Hospital four major operating theatres and three or four minor ones, and operations go on every day, and pretty well all day long.

South is the historian of surgery. He spent the last twenty years of his life in collecting materials for a history of the surgeon's art in England, which was edited by Mr. D'Arcy Power in 1886 under the title

* "Mr. South (1844) gave what his hearers said was the play of 'Hamlet,' the part of 'Hamlet' being omitted by particular desire, as he scarcely mentioned Hunter's name." (Madden Stone's "Echoes from the College of Surgeons.")

MASTERS AND PRESIDENTS

"Memorials of the Craft of Surgery." It is to be regretted that this classic scarcely deals with the history of the College during the nineteenth century. Other works of South's are "A Short Description of the Bones," 1825 ; edit. 3, 1837 ; "Household Surgery," 1847 (this ran to many editions), and translations of Otto's "Compendium of Human and Comparative Pathological Anatomy," and a translation of Von Chelius's "System of Surgery," a monumental and most laborious work largely interspersed with his own original observations. In 1836 he edited the *St. Thomas's Hospital Reports*. South was a fine Latin scholar, and at one time examined in that language youths about to be apprenticed to members of the College. In the early days of the century a short oral examination in knowledge of the Latin New Testament took the place of, at this College, and was at best but a meagre substitute for, the Examination in Preliminary Knowledge now insisted upon by the General Medical Council.

Through South's efforts in 1859, when he was Vice-President, the remains of John Hunter were transferred to Westminster Abbey. The inscription on the brass tablet is from South's pen.*

South was old-fashioned in dress, wore a black cut-away coat with large pockets, and a high white stock round his neck. His face was close shaved, and his

* "The Royal College of Surgeons of England have placed this Tablet over the grave of Hunter, to record their admiration of his genius as a gifted interpreter of the Divine Power and Wisdom at work in the Laws of Organic Life, and their grateful veneration for his services to mankind as the Founder of Scientific Surgery."

ROYAL COLLEGE OF SURGEONS

appearance generally somewhat puritanical. His manners were punctilious. I have heard it told that one day when Mr. South was crossing the quadrangle in Old St. Thomas's with his characteristically slow and deliberate gait, and a long quill pen sticking out from behind his ear, he was met by Mr. Simon, one of his junior colleagues, attended by a much larger class of students than himself, and as Simon passed he saluted him as "South." Mr. South stopped, and in angry tones told his junior that it was not respectful to address him as "South" without any mister. "I never yet heard," replied Simon in his quaint and perhaps somewhat satirical manner, "Shakespeare, or Bacon, or Newton, or John Hunter, or persons of that description, addressed as mister." And he then passed on, leaving Mr. South growling. A noble bust of John Flint South, by H. Weekes, R.A., is in the possession of his daughters, Mrs. Andrae and Miss South.

CÆSAR HENRY HAWKINS,

1798-1884.

PRESIDENT, 1852, 1861.

CÆSAR HENRY HAWKINS was born in 1798 (Sept. 19), at Bisley in Gloucestershire. He was the son of the Rev. Edward Hawkins, grandson of Sir Cæsar Hawkins, Bart., Surgeon to St. George's Hospital, Serjeant-Surgeon to George II. and to George III.

MASTERS AND PRESIDENTS

and nephew of Charles Hawkins, first Master of the College. He was educated at Christ's Hospital, served an apprenticeship under a Mr. Sheppard, and studied at St. George's under Home and Brodie from 1818 onwards. He was a teacher of Anatomy at the Hunterian School, Windmill Street, his colleague being Sir Charles Bell, became surgeon to St. George's Hospital in 1829, and held office till 1861. In 1862 he was appointed Serjeant-Surgeon to the Queen, having for some time been one of her surgeons. He was the fourth member of his family who attained the distinction of Serjeant-Surgeon. He was a F.R.S.

He became a Member of the College in 1821, was a Fellow of 1843, was a Member of the Council from 1846 to 1863 and of the Court of Examiners from 1849 to 1866, was Chairman of the Midwifery Board in 1860, delivered the Hunterian Oration in 1849, when H.R.H. the late Prince Consort honoured the College with his presence, was Vice-President in 1850, 1851, 1859, 1860, President in 1852 and again in 1861, and Representative of the College on the General Medical Council from 1865 to 1870. In 1871 he was elected a Trustee of the Hunterian Museum. He died on July 20, 1884.

As a surgeon Hawkins attained eminence and achieved success, his opinion being especially sought in complex cases. For long he was noted as the only surgeon who had succeeded in the operation of ovariectomy in a London hospital. This occurred in 1846 when anæsthetics were unknown. He did much to popularise colotomy. A successful operator, he nevertheless was attached to conservative surgery, and "he

ROYAL COLLEGE OF SURGEONS

was," to quote a once current saying, "always more anxious to teach his pupils how to save a limb than how to remove it." Long after he had become Consulting Surgeon to his Hospital, he continued to be a familiar figure in the wards, where he gave his colleagues the benefit of his lifelong experience.

He contributed largely to the medical journals, and reprinted his papers for private circulation under the title "The Hunterian Oration, Presidential Addresses, and Pathological and Surgical Writings," 2 vols. 8vo, 1874. Among these mention may be made of valuable "Lectures on Tumours," and of papers on "Excision of the Ovum," "The relative claims of Sir Charles Bell and Magendie to the Discovery of the Functions of the Spinal Nerves," "Experiments on Hydrophobia and the Bites of Serpents," "Stricture of the Colon treated by Operation." His bust by George Halse is in the College.

Mr. Cæsar Hawkins was a man of sterling worth and merit, as well as of great capacity. His family was indeed distinguished for talent, as evidenced by the fact, above alluded to, that four of them rose to the position of Serjeant-Surgeon. Two of Mr. Cæsar Hawkins's own brothers were men of rank—Edward, the well-known Provost of Oriel who played so great a part in the life of Oxford during the Tractarian movement, and Dr. Francis Hawkins who was known as probably the best classical scholar among the physicians of his time.

Mr. Hawkins was not remarkable for graciousness of demeanour on a first acquaintance—in fact most men complained of him as somewhat dry and repellent

MASTERS AND PRESIDENTS

under these circumstances. But this vanished on a closer acquaintance for a genuine kindness of heart and sincerity. Every one knew how firm a friend he was to those who had earned his friendship, and how trustworthy a counsellor—and he ended his days amid the universal respect and regard of the many who had been his comrades and his pupils.

One of the latter, when addressing the students of St. George's at the opening of the session of 1885, thus concluded a reference to the examples left them by their predecessors in the school :

"I would point out to you, as an example of what I mean, the great surgeon who has lately passed away from us, full of years and honours, endeared to those who had the happiness of being his pupils by every tie of gratitude and affection, and revered by all who can appreciate stainless honour. Cæsar Hawkins was rich in friends, who watched and tended the peaceful close of his long and brilliant career. They can testify how well he bore Horace's test of a well-spent life, '*Lenior et melior fis accedente senectâ.*'* The old words involuntarily occur to every one who contemplates an old age so full of dignity and goodness : 'The path of the just is as a shining light, which shineth more and more unto the perfect day.'"

He has been described as one of the cleverest minds in our profession, a mind of unquestioned accuracy, unswayed by imagination, temper, or desire for renown. No one was more discreet and honest in council, or less influenced by self-interest.

Hor. Ep. ii, 2, 211.

ROYAL COLLEGE OF SURGEONS

JAMES LUKE, 1799-1881.

PRESIDENT, 1853, 1862.

JAMES LUKE was born at Exeter in 1799, and became a student at the London Hospital in 1816. He was a diligent attendant at the lectures of Abernethy and Sir Astley Cooper, both of whom gave a strong impetus to his love of surgical science. In 1823 he became Lecturer on Anatomy, and in 1825 on Surgery at his Hospital, and in 1833 attained the position of Surgeon there. He adorned this post for nearly thirty years, until 1861. In 1862 he retired to country life, and died at the age of eighty-two in August 1881.

He became a Member in 1822, and Fellow in 1843, was Member of Council from 1846 to 1866, one of the Court of Examiners from 1851 to 1868, Chairman of the Midwifery Board in 1852, Vice-President in 1851, 1852, 1860 and 1861, Hunterian Orator in 1852, and President twice, in 1853 and 1862. His fame rests upon his method of operating in cases of femoral hernia, which has been thus described by the writer of his obituary notice, p. 420, vol. ii., *Brit. Med. Jour.* 1881: "Make a small longitudinal incision over the seat of stricture, and a subsequent division of the stricture, with as little disturbance of the tissues as possible, and the result will be cure, and not death." Dr. Barker of Bedford published a memoir of James Luke

MASTERS AND PRESIDENTS

in 1867, and noted therein that Luke's improved operation for hernia had already saved many lives, and that its benefits will be felt as long as mankind requires the aid of the surgeon.

Luke published his results in medical journals in 1841 and 1843. He was F.R.S.

FREDERIC CARPENTER SKEY, C.B.

1798-1872.

PRESIDENT, 1863.

FREDERIC CARPENTER SKEY was born in 1798, and was the second of the six children of George Skey, Russia merchant. He was educated at a private school kept by the father of Frederick Denison Maurice; and he became the lifelong friend of the latter. He spent a short time with his cousin Dr. Joseph Skey, Inspector-General of Army Hospitals, and then studied at Edinburgh and in Paris. He was apprenticed to Abernethy in 1816, and paid his master the usual premium of £500. He studied at St. Bartholomew's Hospital, and showed such promise that Abernethy entrusted him with the care of some of his private patients while he was still under indentures. Appointed Demonstrator of Anatomy in 1826, he resigned in 1831 owing to a dispute with Lawrence. This resignation led to the revival of the Aldersgate

ROYAL COLLEGE OF SURGEONS

Street School of Medicine, at which Skey became a distinguished teacher of Surgery, in company with Todd, Pereira, and others. This private school was for many years a serious rival to St. Bartholomew's. Skey remained in it ten years, although elected Assistant Surgeon at his Hospital in 1827. In 1854 he became full Surgeon at St. Bartholomew's retiring in 1864, when he had reached the age-limit of sixty-five. From 1843 to 1865 he lectured upon Anatomy in St. Bartholomew's Medical School. In 1864 his friend Mr. Disraeli procured his appointment as chairman at the Admiralty of the first Parliamentary Committee to inquire into the best mode of dealing with venereal diseases in the army and navy. The report of the Committee led to the framing and passing of the Contagious Diseases Act, since repealed. He was made C.B. He became F.R.S. in 1837, and in 1859 was President of the Royal Medical and Chirurgical Society.

His College career was distinguished. He became a Member in 1822, Fellow in 1843, was Member of Council from 1848 to 1867, Arris and Gale Professor 1852-54, Member of the Court of Examiners, 1855-70, Chairman of the Midwifery Board in 1862, Hunterian Orator in 1850, Vice-President in 1861-62, and President in 1863. He died in 1872.

He was a man of great intelligence, energy, courage, candour, and good nature, a charming companion, with a genial disposition, filled even in advancing years with a youthful buoyancy. Sympathetic to all, he had in an especial degree a fondness for animals.

He has been described as "a good writer, a clear

MASTERS AND PRESIDENTS

lecturer, and an excellent teacher. He concerned himself with the broad principles of his subject rather than with details. As a surgeon he was an able operator, bold yet not rash, and his great ability was conspicuously shown in his treatment of exceptional cases, for he was skilful and ingenious in diagnosis, and in the face of unusual difficulties fertile in resource."

The subjects of his Hunterian discourse are somewhat disconnected, but it is throughout characterised by refinement, and the author speaks with enthusiasm of the beauties of nature and art.

He published some pamphlets, a series of letters to the *Times* on the dangers of "Over-Training," and "Operative Surgery," edit. 2, 1858, a work of much merit, "which is influenced throughout by the author's energetic protest against the use of the knife except as a last resource." His great energy of thought and action rendered him incapable of steady, constant labour, and it is reported that, when he undertook to write this work, incited by a friend who offered to publish it, he set about it forthwith without previous preparation or any special attention to the literature of his subject. He wrote chapter after chapter right off, mostly in the middle of the night or very early morning, for he slept but little. In his lectures on "Hysteria," edit. 3, 1870, he maintains the advantages of the "tonic" mode of treatment.

ROYAL COLLEGE OF SURGEONS

JOSEPH HODGSON, 1788-1869.

PRESIDENT, 1864.

JOSEPH HODGSON, born 1788, died 1869, was the son of a Birmingham merchant, and, owing to his long connection with the General Dispensary and General Hospital in his father's town, was known as "Hodgson of Birmingham." He obtained his medical education at St. Bartholomew's, became a member of the College of Surgeons in 1811, and in the same year obtained the Jacksonian Prize for his essay on "Wounds and Diseases of the Arteries and Veins." This well-known work—his only one—was published in 1815, and translated into several foreign languages. The *Transactions of the Medico-Chirurgical Society* contain his other contributions to medical literature. He practised for a time in King Street, Cheapside, and for some years edited the *London Medical Review*. In 1818 he found success unattainable in London, migrated to Birmingham, and was elected Surgeon to the General Dispensary and to the General Hospital, holding the latter appointment for thirty years. He was prominent as a founder of the Birmingham Eye Infirmary in 1824, and at first was its sole surgeon. Hodgson made a large fortune in Birmingham, where his practice, chiefly as a successful lithotomist, was considerable. He was asked to become Surgeon to the Middlesex

MASTERS AND PRESIDENTS

Hospital, and Professor of Surgery in King's College in 1840. He declined both offices, but returned to London in 1849, having become a Fellow of the College in 1843. He was a Member of the Council from 1849 to 1868, Member of the Court of Examiners from 1856 to 1865, Chairman of the Midwifery Board in 1863, Vice-President in 1862 and 1863, and President in 1864. In 1855 he delivered the Hunterian Oration. He was also F.R.S., President of the Medico-Chirurgical Society in 1851, and Examiner in Surgery to London University. He died, twenty-four hours after his wife, on February 7, 1869. "He was an able surgeon of the old school," says Mr. Bettany, "averse to innovations, medical or political, and was consequently involved in early life in many quarrels. His diagnosis was very accurate, but cautious. In later years he was remarkable for his suavity and kindness of manner." Madden Stone, in his indiscreet but amusing reminiscences, mentions him as "that mild, gentle creature." He was not a brilliant operator.

THOMAS WORMALD, 1802-1873.

PRESIDENT, 1865.

THOMAS WORMALD was born at Pentonville in January 1802 at the beginning of the century, was the last pupil apprenticed to Abernethy at St. Bartholomew's, and succeeded, as the fashion of the time went, to a

ROYAL COLLEGE OF SURGEONS

Demonstratorship. He taught anatomy for many years, and with M'Whinnie produced a set of anatomical plates that enjoyed a certain vogue, and are most truthful. He became Assistant Surgeon to St. Bartholomew's Hospital at an early period of life, but, owing to the incidence of priority, he did not become full surgeon until 1861, when in the sixtieth year of his age. He retired in obedience to seniority in 1867, after having served the Hospital forty-seven years. He was Consulting Surgeon to the Hospital until his death in 1873.

Becoming a Member of the College in 1824, he was one of the first batch of Fellows in 1843; served on the Council from 1849 to 1867, in the Court of Examiners from 1858 to 1868; was Chairman of the Midwifery Board in 1864; Hunterian Orator in 1857; Vice-President in 1863 and 1864, and President in 1865. He was elected Vice-President of the Royal Medical and Chirurgical Society in 1853.

He has been described as an excellent surgeon, making "no pretence to great scientific refinement." A gentleman by birth and education, he spent much of his time on his estate in Herts, where he engaged in farming. His London house was in Bedford Row. In appearance he looked the farmer, and this often reassured nervous students whom he examined. At St. Bartholomew's he was one of the last representatives of the school of Abernethy, and a "favourable specimen" of "the race of hearty, bluff old gentlemen, who prided themselves on being old-fashioned." He was long remembered for acts of kindness to

MASTERS AND PRESIDENTS

colleagues and pupils, and for many sterling qualities, singleness of purpose, genuine kindness of heart, and firmness in friendship."

Wormald was always called "Tommy" by his master Abernethy, with whom he was a great favourite, and the name remained one by which he was familiarly known till the end. The Students called him the "Smithfield Butcher," in allusion to his rugged appearance. It is honourable to him that he was in nowise ashamed of his rather uncouth figure, and used often to joke about it, and liken himself to a prize-fighter.

As a teacher of Anatomy he was excellent, with an easy yet forcible style, quaint in manner, and with much humour, fond of stories, some of them perhaps not very refined, but always related with an incomparable *verve* and an entire appositeness. He had considerable skill as a draughtsman.

Wormald was thirty-six when elected Junior Assistant-Surgeon, and had to wait twenty-three years before becoming full Surgeon. The surgical staff after his election consisted of four apprentices of Abernethy—Lawrence, Stanley, Skey, and Wormald. He was an admirable hospital Surgeon and accomplished Clinical Teacher, a master of the art of conveying information in terse telling words, and an excellent operator, especially in cases requiring minute anatomical knowledge.

As President of the College and Member of Council, whatever he said or did was marked by sound common sense. He gave his opinions honestly and fearlessly, without prejudice, and with a ready appreciation of character and individuality.

ROYAL COLLEGE OF SURGEONS

RICHARD PARTRIDGE, 1805-1873

PRESIDENT, 1866.

RICHARD PARTRIDGE was born in January 1805, and was the son of Samuel Partridge of Ross in Herefordshire. He was one of twelve children. He was apprenticed to his uncle, W. H. Partridge, in Birmingham, was dresser to Mr. Hodgson, and in 1827 entered at St. Bartholomew's and attended Abernethy's lectures. He was for some time Demonstrator at the Windmill Street School of Anatomy, and was appointed first Demonstrator of Anatomy at the newly founded King's College Medical School in 1831. Here his name was brought prominently before the public in connection with the murder of the "Italian Boy," Carlo Ferrari, by Bishop and Williams, whom, by a clever ruse, he delivered into the hands of the police. (For a full account of this affair see Bailey's "Diary of a Resurrectionist," p. 107 *et. seq.*). The episode at King's College may be said to have been the chief cause of the passing of the Anatomy Act, by which the supply of bodies for dissection is regulated. Resigning this post in 1836, his successor in 1838 was Sir John Simon, Partridge succeeded Professor Herbert Mayo as Professor of Descriptive and Surgical Anatomy at King's. The dry details of his subject were enlivened by many racy anecdotes, and their value enhanced by his rare

MASTERS AND PRESIDENTS

power as a draughtsman. Appointed Assistant Surgeon to the Charing Cross Hospital in 1836, he became full Surgeon in 1838, but resigned office in 1840 on his appointment as Surgeon to King's College Hospital, where he remained until 1870. On his retirement the Council of King's College say of him "that they have lost one whose high professional reputation and remarkable skill in teaching have reflected lustre on the school, whose geniality and kindness have always commanded the esteem of his colleagues and the affection of the students." In 1853 Partridge succeeded Joseph Henry Green as Professor of Anatomy at the Royal Academy. He had himself much skill in drawing, having taken lessons from his brother John, the portrait-painter. In 1862 he went to Spezzia, at the request of Garibaldi's English friends, in order to attend the General, who had been severely wounded in the right ankle-joint at the battle of Aspromonte. Having no previous experience of gunshot wounds he, unfortunately, "overlooked the presence of the bullet," which Nélaton afterwards localised by his well-known probe,* and subsequently extracted. This failure did him much harm professionally, though Garibaldi himself always wrote to him in the kindest terms.

He became F.R.S. in 1837, served every grade in the Royal Medical and Chirurgical Society, and at this College became a Member in 1827, and was one of

* Albanese, lately Professor of Surgery in the University of Palermo, accompanied Garibaldi as personal surgeon during his campaigns, and he told me that the probe was suggested to Nélaton by him.

ROYAL COLLEGE OF SURGEONS

the first batch of Fellows (1843). He was a Member of Council from 1852 to 1868 ; a Member of the Court of Examiners from 1864 to 1873 ; Chairman of the Midwifery Board in 1865 ; Hunterian Orator and Vice-President the same year, and President in 1866.

He died in 1873, after forty-two years service in the College and thirty-seven years in the Chair of Anatomy, and in the same year Nélaton also died.

Professor Partridge has been described as a fluent lecturer, an admirable blackboard draughtsman, an excellent clinical teacher, and one who, though he operated nervously, paid close attention to the after-treatment of his patients. He was a painstaking, but not a brilliant, surgeon ; minute in detail, and hesitating in execution, a striking contrast to the brilliant performance of his colleague, Sir William Fergusson.

He was himself a wit, and it is recorded of him that, being asked the names of his very sorry-looking carriage-horses, he replied that the name of one was " Longissimus Dorsi," but that the other was the " Os Innominatum." This was to a student.

Many stories, some very humorous ones, are told of " Dicky " Partridge. An undertaker employed, but not paid, by Partridge to bury the remnants of dissected bodies for a long time haunted the neighbourhood of his house in Spring Gardens, with a hearse and a long bill. It is not recorded whether this novel form of dunning produced the desired result. Partridge died very poor. His personal property consisted of twelve elegant pairs of boots. He is said to have been very proud of his small feet.

MASTERS AND PRESIDENTS

JOHN HILTON, 1807-1878

PRESIDENT, 1867.

JOHN HILTON, one of the earlier, and one of the chief, scientific surgeons of England, was born in 1807 at Sible Hedingham, in Essex, and was educated at Chelmsford, Boulogne-sur-Mer, and Guy's Hospital. He entered Guy's Hospital in 1824, where he was appointed Demonstrator of Anatomy in 1827; the same year he became a Member of the College of Surgeons, and was elected a Fellow in 1843. During this period of his life he made the elaborate dissections of the human body which, reproduced in wax by Towne, are among the chief ornaments of Guy's Hospital Museum. Appointed Assistant Surgeon at Guy's in 1845, he became full Surgeon, on Key's death, in 1849, and lectured there on Surgery until 1870. He practised in New Broad Street, E.C., until his death in September 1878. He became a Member of the College Council in 1854, and remained one to the time of his death, a Member of the Court of Examiners from 1865 to 1875, Chairman of the Midwifery Board in 1866, Vice-President in 1865 and 1866, and President in 1867, when he delivered the Hunterian Oration.

As Arris and Gale Professor (1859-62) he delivered his famous courses of lectures on "Rest and Pain," which have since become one of our classics. He

ROYAL COLLEGE OF SURGEONS

also published "Clinical Lectures" in the *Guy's Hospital Reports*. In 1855 Dr. Pavy brought out the "Notes on some of the Developmental and Functional Relations of certain Portions of the Cranium, selected from Hilton's Lectures on Anatomy." One of our ablest and most respected Fellows, who requests me not to mention him by name, has given me an affectionate and truthful account of his master, with whom in his later years he was very closely associated, and from this account I have taken that which follows :

Hilton's early education seems to have been inadequate and it is certain that his rough outside, his want of personal attractiveness, his reserved, hard manner—all these pointed to the fact that the early and most impressionable years of his life had been overclouded, and that he had not come out of that time unharmed. Hilton's student days were spent in the Borough (1824-1828), both before and after the separation of St. Thomas's and Guy's Hospitals. One story he left behind shows how men and manners have changed since then. The separation between the two hospitals took place in 1825, but a yearly dinner was established at which the two hospital staffs and their friends met—a meeting still continued under the auspices of the United Hospitals Club. In one of his later student years Hilton received an invitation. Men drank hard in those days, and Hilton used to tell how as chair after chair became vacant, either by the guests leaving or finding repose under the table, he gradually moved higher until he reached a seat of honour at one side of the chairman, the elder Benjamin Travers, himself also

MASTERS AND PRESIDENTS

one of the earliest scientific or, as they have been called, physiological surgeons. It would be interesting to know what passed between the pair. Hilton could not remember how Travers took the intrusion ; he only recollected that after getting back to his lodgings in the Borough and going to bed, he woke up in the middle of the night, desirous of getting some water "to cool the tip of his tongue." He stepped out on to a soaking carpet, and, on looking for the cause, he found a fellow student, who lodged in the same house, and who had been to the same dinner, had come into his bedroom also to get some water, and that he was sitting in one corner of the room pouring water out of Hilton's bedroom ewer on to the bottom of the tumbler which he was holding upside down, while he anathematised his thirst and his inability to quench it.

Hilton was only twenty-one when appointed Demonstrator of Anatomy in 1828. He held the post for fourteen years, and was reputedly the best anatomist in London. It was during these years he laid the foundations on which his name will rest. The Demonstrator of those times must have been more important in some ways than at the present. There was none of that profusion of well-illustrated books at the disposal of all. There was but one examination at the end of the three years, at which anatomy had to be taken up with other subjects. Owing to the relatively smaller area of the subjects of examination, anatomy occupied an infinitely more important position in the early training of a medical student than it does now. An attempt had just been made, and very imperfectly,

ROYAL COLLEGE OF SURGEONS

to separate it from physiology. The blending of the two subjects showed itself in the sound, if very simple, physiology which runs through all Hilton's teaching, anatomical and surgical alike, in his wards and in his lectures, and forms his undeniable claim to be remembered as a great scientific and physiological surgeon.

Hilton worked at Anatomy as very few have ever worked before his time or since, and this devotion to his subject won him the agnomen of "Anatomical John." One of the chief results is to be seen to-day, in the anatomical models with which his name and that of Towne, the artist, must always be associated.

It was in 1826, two years before Hilton was appointed Demonstrator of Anatomy, that young Towne came to London with his model of a human skeleton; he called upon and was kindly received by Mr., afterwards Sir A., Cooper, who was so pleased with the accuracy of the model, that he gave him a letter to Mr. Harrison, the Treasurer. This man, who founded a separate school at Guy's, and who, because he was in some ways despotic and arbitrary, was called "King Harrison," had by his sheer power of judging merit, appointed three of those whose names confer most abiding lustre on Guy's Hospital—Addison, Hilton and Gull. He it was who gave Guy's these models, in the possession of which that school is without a rival. It is difficult to know what to praise most in the handiwork of Hilton and Towne—the life-like accuracy, the painstaking determination to represent details faithfully, the truthful sharpness of outline by which the various structures are differentiated, or, perhaps, above all, the abiding permanence

MASTERS AND PRESIDENTS

of the colour and materials employed. The way in which Hilton did his share of the work was to devote an hour or two, every day, to dissecting, with the minutest care, a very small part—merely one or two inches—of some region on which he was engaged. He then left it, and Towne, with like accuracy and faithfulness, copied these dissections.

In 1845 or 1846 Hilton was made Lecturer on Anatomy, an appointment which he held till 1853. In those days, when morphology and the so-called transcendental side of anatomy had so prominent a place given them in lectures and works on Anatomy, it is worth while to emphasise, though very briefly, the importance of Hilton's work as a teacher of Teleology applied to Anatomy. With Hilton, the question ever in his mind was "Why is this thing so? What end or purpose does it serve?" Hilton, as a lecturer, had the art of saying things in a manner they had not been said before; by putting the trite and oft-told facts of Anatomy in a totally new light, he possessed the great secret of interesting students. His lectures on the Cranium, some notes on which were reported by Dr. Pavy, and thus fortunately preserved, show Hilton's power of making "dry bones live." In his description of the Brain and Spinal Cord, and his illustrations of the uses of the cerebro-spinal fluid, Hilton was far in advance of other writers. Not content with giving his hearers mere topographical details, he strove to fix every point by some practical application, or some original, thoughtful, and suggestive view of his own. Vast as have been the advances in late years in this

ROYAL COLLEGE OF SURGEONS

field, Hilton's truly scientific spirit led up to the point which we occupy at the present day. For many years, when Hilton reached that part of his course relating to the Brain, Addison used to attend the lectures, a chair being placed for him just within the door by which Hilton entered.

In 1845 Hilton was elected Assistant-Surgeon ; and in 1849 his promotion as full Surgeon came to him in a somewhat tragic way by the death of Mr. Key from cholera, after an illness of only twenty hours duration.

Of Hilton as a surgeon I must try to give a sketch, first of the man in the wards and operating Theatre, and then as a Lecturer on Clinical Surgery. The dressership to Hilton was considered a Blue Riband at Guy's. Men well known to us were amongst his dressers. Strong men were powerfully attracted to Hilton as a teacher, a fact, doubtless, due to the way in which he taught. He disliked names and conventional descriptions ; and the information he gave was based on common sense and practical observation. His teaching of forty years ago would be equally valuable nowadays. There was no discussion of useless details and possibilities, and above all no fads. Hilton was *magnus in magnis*, and still more was he *maximus in minimis*. However chronic and uninteresting, however trite and trifling seemed the case, Hilton had the power of throwing light on and getting information out of it.

As an operator, Hilton was careful and attentive to details, but not distinguished for expertness or brilliancy. The bent of Hilton's mind, prone to observe and to reason over his observations, was to delay resorting to

MASTERS AND PRESIDENTS

the knife—a bent, no doubt, increased by the fact that he had begun his surgical work in the pre-anæsthetic days. Hilton had seen that the great rapidity of procedure, which was then necessary, had occasionally a tragic side. He very probably was present when in the deft hands of Aston Key, during a lateral lithotomy, an operation peculiarly his own, the bladder was trans-fixed. The following anecdote about this rapidity of operation illustrates the rivalry which existed between two of Hilton's colleagues. Morgan and Key had each a case for lithotomy on the same day. On Morgan entering the theatre one of his dressers told him that Mr. Key had just cut a boy in so many seconds. "Has he," said Morgan; "d——d if I don't beat him"; and he did so on that day—by four seconds. The very exactness of Hilton's anatomical knowledge helped to make him cautious, as is shown by the method of opening deep abscesses which still goes by his name. But that the same anatomical knowledge could make him bold where boldness is required is proved by the facts that while Assistant Surgeon he was the first to reduce by means of an abdominal section a case of obturator hernia, and to relieve internal strangulation of the intestine by operation, and that he was one of the earliest surgeons to practise lumbar colotomy.

Hilton was seen at his very best in his Clinical Lectures. It will be very long before any teacher arises who has equal power of bringing out the importance of every detail in a case, and of linking together, as he went along, a series of facts in each clinical report, till they formed a continuous chain

ROYAL COLLEGE OF SURGEONS

which kept the idlest student interested throughout the hour.

Hilton's *magnum opus* was his book on "Rest and Pain." These "Lectures on the Influence of Mechanical and Physiological Rest in the Treatment of Accidents and Surgical Diseases, and the Diagnostic Value of Pain" were delivered before this College in the years 1860, 1861 and 1862. They form one of our few surgical classics, and are one of the best contributions to surgical literature published by any of the professors of surgery who have occupied the chair at the College. They abound in the ingenious application of the facts of dissecting-room anatomy to the requirements of daily practice, and further, they, to this day rebuke, and provide an admirable corrective to meddlesome and hasty surgery.

In 1839, when only thirty-one, he was elected a Fellow of the Royal Society. The works which won Hilton this honour were two anatomical papers published by him in the Guy's Hospital Reports for 1837, one on the "Distribution and Probable Function of the Laryngeal Nerves," the other on the "Sacculus or Pouch in the Human Larynx." In 1871, the Pathological Society, mindful of Hilton's services in the advancement of sound pathology, did Hilton and itself honour by electing him President. Lastly, he was appointed Surgeon Extraordinary to the Queen.

It remains to sketch the appearance of the man. The portrait by Barraud in the College is the only one available. It was taken after Hilton's prime and before old age, which, indeed, never came to Hilton,

MASTERS AND PRESIDENTS

had had an opportunity of softening the less attractive features of his face. It does Hilton justice in one sense only, and that is "justice without mercy." It is a feeble and wooden presentment of a very strong man.

No one would have thought in looking at Hilton that he had a great surgeon before him. He seemed much more like a prosperous City man. Short, rather stout and dapper, in a plain, black frock-coat, with faultless shirt-front and linen, a black stock or bow-tie, a fancy waistcoat, festooned with one of the old-fashioned gold chains, always in boots with irreproachable blacking—such was Hilton's outer man as he sat upon one of the beds in his wards, examining an inflamed ulcer with a probe that he might detect the exact position of the nerves exposed.

The closing years of Hilton's life, 1877 and 1878, were overclouded with distress and suffering due to a carcinoma of the stomach. But those who were much with Hilton at this time noticed that as he faded he softened. Many of the characteristics of old days were present almost to the last—the sagacity, the courage, the pungency ; but the blunt brusqueness, the readiness to indulge in rebuke and sarcasm—these were largely gone.

ROYAL COLLEGE OF SURGEONS

RICHARD QUAIN, 1800-1887

PRESIDENT, 1868.

RICHARD QUAIN was born in 1800, at Fermoy, County Cork. He was third son of Richard Quain of Ratheahy, County Cork. His brother was Jones Quain, the eloquent and large-hearted surgeon : his half-brother was John Richard Quain, the judge, and his cousin was the physician Sir Richard Quain, with whom, though their characters differed greatly, he has been often confounded. He served an apprenticeship to a surgeon in Ireland, and came to London to pursue the more scientific part of his studies at the Aldersgate School of Medicine, under his brother Jones, for whom he acted as prosector. He subsequently studied in Paris under Richard Bennett, and then helped him when he was appointed Demonstrator of Anatomy in the University of London (afterwards University College). On Bennett's death in 1830, Quain became Senior Demonstrator of Anatomy, and in 1832 succeeded Sir Charles Bell as Professor of Descriptive Anatomy. His successive demonstrators were Erasmus Wilson, Thomas Morton, Viner Ellis, and John Marshall. He held office till 1850. In 1834 he was appointed the first Assistant Surgeon to University College Hospital, became full Surgeon in 1848, as well as Special Professor of Clinical Surgery, and resigned in 1866, when he was appointed

MASTERS AND PRESIDENTS

consulting surgeon and Emeritus Professor of Clinical Surgery.

He became a Member of the College in 1828, was in the first batch of Fellows in 1843, was a Member of Council from 1854 to 1873, of the Court of Examiners from 1865 to 1870, Chairman of the Midwifery Board in 1867, Vice-President in 1866-67, President in 1868, Hunterian Orator in 1869, and Representative on the General Medical Council 1870-76. At the time of his death in September 1887 he was a Surgeon-Extraordinary to the Queen. His wife, who pre-deceased him, had been the widow of the fifth Viscount Midleton. He left about £75,000 to University College, where the Quain chair of English Language and Literature was founded in his honour, as well as the Quain studentships.

Quain himself had received a liberal education, and constantly insisted on the importance of preliminary culture for medical men. One of his hobbies was to speak and write English correctly, and he proved his practical interest by endowing a chair of literature at University College. He was kindly and courteous to non-professional friends, but, though he had its interests entirely at heart, within the limits of the profession he was extremely prone to take umbrage and to imagine slights. This was greatly due to his strong spirit of partisanship. He was a short little man, and in manner extremely pompous. He went round his wards with a slow and most deliberate step, his hands deep in his pockets, and his hat on his head.

As a surgeon Quain was cautious rather than demonstrative, painstaking rather than brilliant, but he in

ROYAL COLLEGE OF SURGEONS

some measure made up for his lack of enterprise with the knife by his insistence on an excellent clinical routine, and he was a careful teacher. He had a peculiar, but intense dread of the occurrence of hæmorrhage. He devoted especial attention to diseases of the rectum. "Even such a matter as clearing out scybala had to be performed in his wards in a deliberate manner, under his own superintendence."* He had certain stock clinical lectures which he delivered each year, and one of these was on the ill consequences attending badly fitting boots which he illustrated profusely by the instruments of torture called boots devised by some shoemakers.

He edited his brother's "Elements of Anatomy" in 1848, and was author of that superbly illustrated work "The Anatomy of the Arteries of the Human Body," deduced from observations upon 1040 subjects. The splendid plates illustrating this work were by Joseph Maclise, F.R.C.S., brother of the great artist, and the explanation of the plates is by Richard Quain, M.D. (afterwards Sir Richard). He also published "Diseases of the Rectum," 1854, edit. 2, 1855, and "Clinical Lectures," 1884. His portrait and bust are in the College.

He is said to have been an unamiable colleague, and to have quarrelled at one time or another with most of the staff of University College Hospital. At the College of Surgeons he was strictly conservative, and apt to urge views on educational subjects which did not commend themselves to the majority of his colleagues.

* *British Medical Journal*.

MASTERS AND PRESIDENTS

EDWARD COCK, 1805-1892.

PRESIDENT, 1869.

EDWARD COCK was born in 1805, and was a nephew of Sir Astley Cooper, whose first wife was a Miss Cock. He owed much of his early education to his mother, a German lady who imparted to him a knowledge of continental languages. He received his medical education at the Borough Hospital, where he became apprenticed to Sir Astley at the early age of sixteen. When he was only twenty he became a member of the anatomical staff also through the influence of Sir Astley Cooper, and whilst in the dissecting room he accomplished much valuable anatomical work.

After thirteen years spent in the dissecting room he was appointed Assistant Surgeon, and he was afterwards Surgeon to Guy's Hospital from 1849 to 1871, and from that date onwards until his death in 1892 Consulting Surgeon. He lived for many years in St. Thomas's Street, and in Dean Street, Southwark, but in 1860 went to reside at Kingston-on-Thames, where he was a J.P. and well-known public man. He became a Member of the College in 1828, was one of the first twenty-seven members on whom the diploma of Fellow was conferred on December 11, 1843; was a Member of Council from 1856 to 1871; an Examiner from 1867 to 1871; Chairman of the Midwifery Board

ROYAL COLLEGE OF SURGEONS

in 1868 ; Vice-President in 1867 and 1868, and President in 1869. In all college affairs he showed the greatest interest, and a kindly consideration for others in the discharge of their several duties.

Cock was an excellent anatomist, he having worked for thirteen years as Demonstrator in the dissecting room before being appointed Assistant-Surgeon to Guy's Hospital in 1838. He published a book on the "Dissection of the Vessels and Nerves of the Head and Neck," a work original in design, as it was the first treatise in which the parts were described as they are successively met with under the scalpel of the dissector.

When lecturing or talking he had a slight tendency to stutter or hesitate in speech, but this he seemed to utilise in a remarkable way to enhance the point of his remarks. This slight defect appeared to add force and character to what he said.

He was a voluminous as well as a clear and incisive writer in *Guy's Hospital Reports*, and as early as 1841 contributed a paper on Stricture of the Urethra, Catheterism, and False Passage, founded on post-mortem inspections. In 1852 he read a paper before the Medical and Chirurgical Society on forty cases of puncture of the Bladder through the Rectum. In these subjects he gained much and lasting renown. From 1843 to 1849 he was one of the editors of the *Reports*. For a full account of his writings there, see *Brit. Med. Jour.* for 1892. Mr. Cock was a bold and skilful operator, Mr. Lucas tells us, always ready to adopt a new procedure and possessed of much natural resource. He was the first surgeon in this country

MASTERS AND PRESIDENTS

to perform pharyngotomy with success, and thus removed a tooth plate impacted in the gullet. He was both a scientific and practical surgeon as his remarks on Head injury, and on obscure and difficult forms of Hernia abundantly show. In a paper in *Guy's Hospital Reports* for 1866 he describes a method of opening the urethra as a last resource in cases of impermeable stricture, a masterpiece, Mr. Lucas says, of fluent, clear, and incisive writing. The operation had been mentioned before, and notably by Mr. Simon in 1852, but Mr. Lucas claims that the method was developed by Cock, and is an improvement on that recommended by Simon from which in some essential points it differs. In personal appearance Cock was below the average in stature, he had a fine head and a pleasant expressive face. In conversation he showed himself a man of high culture and possessed of that great quality a sense of humour. He was generous and warm-hearted and keenly sympathised with every form of human suffering. All who knew him were his friends, he had no enemies; and the students loved him. He died peacefully, as he had lived, at Kingston at the great age of eighty-seven.

Many amusing stories are told of "old Teddy Cock" as his friends generally called him. One day he arrived at the College with a bone belonging to some rare fossil animal. He said he had been shown it in the train as he came up to town that morning. Somehow or other the bone was lost in the carriage, and they hunted for it, said Cock, everywhere,

ROYAL COLLEGE OF SURGEONS

"under the s-s-s-seats and under c-c-c-cushions, but could find it nowhere and strange to say when I got to the c-c-c-college I found the b-b-bone in my p-p-pocket." "His popularity with the students," says the writer of his obituary notice in the *British Medical Journal* for September 17, 1892, "was proverbial, not probably so much on account of his academic or professional attainments, as because of his acute remarks and somewhat racy stories. He was, indeed, an anecdotist of no mean order; and for years the knowledge that he was likely to speak at any meeting of Guy's men always ensured a large audience. These speeches, full of wit and wisdom, were applauded to the echo."

He was one of the first Surgeons successfully to trephine for middle meningeal hæmorrhage, this operation dating back to 1842. But the operation which bears his name is that by which he will be longest known. It consists in opening the urethra through the perinæum with a knife, guided by the left forefinger in the rectum, and, where necessary, establishing a permanent perineal meatus. The details of this operation are described by him in the *Guy's Hospital Reports* for 1866.

Cock remained a bachelor till the age of sixty-two, he then married a daughter of Dr. Nunn, of Colchester, but there was no issue, and he was left a widower twenty years later. The dominant traits of his character were a tender sympathy with suffering, an irrepressible humour, and a generous, warm-hearted benevolence. A full biography by Mr. Clement Lucas

MASTERS AND PRESIDENTS

is to be found in the *Guy's Hospital Reports*, 1893. A characteristic portrait of him is in the possession of Guy's Hospital.

SIR WILLIAM FERGUSSON, BART.,

1808-1877.

PRESIDENT, 1870.

WILLIAM FERGUSSON was born in 1808, and came, like that other great operator, Liston, of a Scottish family. At the age of seventeen he gave up the study of the law and became a pupil of Robert Knox, the celebrated Edinburgh anatomist, under whom he studied so assiduously that at the age of twenty he was appointed by Knox demonstrator to his class, an enormous one of four hundred students. In 1829 he became a Fellow of the Edinburgh College of Surgeons. His love of anatomy was such that he habitually spent many hours—sometimes even sixteen—at the dissecting table. He began to lecture in association with Knox soon after qualifying. Elected Surgeon to the Edinburgh Royal Dispensary in 1831, he in that year tied the subclavian artery. This had only been done twice before in Scotland. His marriage to an heiress gave him considerable wealth, but he continued zealous in his profession, and in 1836, when he was elected Surgeon to the Royal Infirmary and Fellow of the Edinburgh Royal Society,


ROYAL COLLEGE OF SURGEONS

he was with Syme the most sought after of Scottish operating surgeons. In 1840 he left Scotland to come to London, having accepted the office of Professor of Surgery at King's College. He first took up residence in Dover Street, whence he removed to George Street, Hanover Square. Elected Professor of Surgery at King's College, London, he soon rose to be, and for many years continued, the chief operating surgeon in the metropolis. His fame brought crowds to King's College Hospital. He became Member of the College of Surgeons in 1840, Fellow in 1844, was a Member of Council from 1861 to 1877, and of the Court of Examiners from 1867 to 1870, Vice-President in 1869, President in 1870, and Hunterian Orator in 1871. As Arris and Gale Lecturer he delivered two courses on "The Progress of Anatomy and Surgery during the Present Century," in 1864 and 1865. In these lectures Fergusson mentioned three hundred successful operations for hare-lip performed by himself.

In 1849 he was appointed Surgeon-in-Ordinary to Prince Albert, and in 1855 Surgeon Extraordinary to H.M. the Queen. He was made a Baronet in 1866, and Serjeant-Surgeon in 1867. The Hon. LL.D. of Edinburgh was conferred upon him in 1875, and he was also F.R.S., President of the Pathological Society in 1859-60, and of the British Medical Association in 1873. He died of Bright's disease in 1877, this illness being practically his first.

He invented the term "Conservative Surgery," by which he meant the excision of a joint rather than the amputation of a limb. He introduced great improve-





By permission of the British Medical Journal

SIR WILLIAM FERGUSSON, BART.

MASTERS AND PRESIDENTS

ments in the treatment of hare-lip and cleft palate, and his style of operating attracted general attention and admiration. As an operator, indeed, he is justly placed at the pinnacle of fame. Lizars said he had seen no one, not even Liston himself, surpass Fergusson in a trying and critical operation, and his biographer, Mr. Bettany, says in the "Dictionary of National Biography,"—"His manipulative and mechanical skill was shown both in his mode of operating and in the new instruments which he devised. The bulldog forceps, the mouth-gag, and various bent knives for cleft palate, attest his ingenuity. A still higher mark of his ability consisted in his perfect planning of every detail of an operation beforehand ; no emergency was unprovided for. Thus, when an operation had begun, he proceeded with remarkable speed and silence till the end, himself applying every bandage and plaster, and leaving, as far as possible, no traces of his operation. So silently were most of his operations conducted, that he was often imagined to be on bad terms with his assistants." Fergusson was celebrated as a lithotomist and lithotritist, and it was said that to *wink* during one of his cutting operations for stone might involve one's seeing no operation at all, so rapidly was the work performed by that master hand. On one occasion when performing a lithotomy the blade of the knife broke away from the handle. He at once seized the blade in his long deft fingers, finished the operation, and quietly told the class : "Gentlemen, you should be prepared for any emergency." Fergusson's personality was marked. Tall and of fine presence, genial and hospi-

ROYAL COLLEGE OF SURGEONS

able, he was beloved by hosts of students whom he had started in life and of patients whom he had aided gratuitously. Those who could afford to pay sometimes gave him very large sums for an operation. Like John Hunter he was a good carpenter, and he had besides a number of social pursuits and accomplishments. He was a staunch friend, forgiving to those, such as Syme, who opposed him, and his best monument is the life and work of the many pupils whom he influenced and stimulated as few have ever done. He made many contributions to surgical literature, and wrote a "System of Practical Surgery," of which a fifth edition appeared in 1870. An expressive portrait of Fergusson by Rudolph Lehmann hangs in the office of the College. He was extremely social and given to kind and friendly hospitality in private life. He sometimes invited a small circle of friends to dine at a well-known City hostelry, "The Albion Tavern." On one of these occasions he invited the then Editor of *Punch*, who responded in these terms: "Look out for me at seven, look after me at eleven.—Yours, MARK LEMON."

GEORGE BUSK, 1807-1886.

PRESIDENT, 1871.

GEORGE BUSK was born in 1806 in St. Petersburg. He was a student of St. Thomas's Hospital, and for one

MASTERS AND PRESIDENTS

session at St. Bartholomew's, and became a Member of the College of Surgeons in 1830. In 1843 he was one of the first batch of Fellows, from 1856 to 1859 he was Hunterian Professor of Comparative Anatomy and Physiology, from 1863 to 1880 a Member of the Council, a Member of the Court of Examiners from 1868 to 1872, Chairman of the Midwifery Board in 1870, Vice-President in the same year, and President in 1871. During his long and highly honourable connection with the College he took a great interest in the Museum, and at the time of his death was a Trustee of the Hunterian Collection. Busk was appointed Assistant-Surgeon to the Seamen's Hospital Ship at Greenwich in 1832, and served first in the *Grampus*, and afterwards in the *Dreadnought* for twenty-five years. When he resigned he retired from the active practice of his profession and turned to Biological investigations, more congenial to his scientific turn of mind. In this department he did excellent work, rewarded by the Royal Medal of the Royal Society, and the Wollaston and Lyell Medals of the Geological Society. Busk was a lover of nature in all its forms, and his knowledge of Comparative Anatomy and Anthropology was far-reaching and accurate. He belonged to several important public bodies; he was at one time Examiner in Comparative Anatomy and Zoology at the University of London, and was for long a Member of its Senate. He was a Fellow of, and served on the Council of, the Royal Society, the Linnean, the Geological and Zoological, and on four occasions was Vice-President by election of the first-

ROYAL COLLEGE OF SURGEONS

named. More than once he was President of the Microscopical and Anthropological Societies, and was Zoological Secretary to the Linnean Society, whose presidential chair he declined on account of the labour involved. He was one of the Editors of *The Quarterly Journal of Microscopical Science*, and was also at one time President of the Ethnographical Society, before it was merged in the Anthropological Institute. With the progress of biology and anthropology, in the present century his name will ever be connected. He contributed many learned papers to the transactions and journals of the societies in the administration of which he busied himself. Notable among these are his papers in the *Phil. Trans.* on "Extinct Elephants in Malta" and the "Teeth of Ungulates." These are monographs of great value, and involved vast research. He was also joint translator of Kölliker's "Manual of Histology" and Wedl's "Rudiments of Pathological Histology." There are few departments of biology which he did not enrich by his researches. He was generous and liberal to fellow workers, free from all selfish ambition, and content to pursue inquiry for the sake alone of the truth which might result from it.

As first Government Inspector under the Vivisection Act, an office which he held till 1885, he performed difficult and delicate duties with great tact and impartiality, and won the esteem of physiologists and of the Home Office authorities.

He was full of knowledge, an unwearying collector of facts, a devoted labourer in the paths of science, and cautious in the conclusions he drew from his observa-

MASTERS AND PRESIDENTS

tions. As an Examiner at the College he was patient, careful, and just. He wrote but little on surgery, but his surgical work at the *Dreadnought* was altogether admirable, and he was an excellent operator. He was a man of unaffected simplicity and gentleness of character, without a trace of vanity, a devoted friend, and an upright, honest gentleman in the truest and best meaning of the term.

He died in August 1886, leaving behind him the reputation of one of the kindest and most helpful of friends, possessed of rare knowledge, and devoted to the pursuit of science.

HENRY HANCOCK, 1809-1880.

PRESIDENT, 1872.

HENRY HANCOCK, the son of a well-known merchant, was born at Bread-street Hill on August 6, 1809. He began his medical education at Mr. Butter's popular school in Cheyne Walk, and then entered at the Westminster Hospital, where his abilities soon brought him under the notice of both Guthrie and Anthony White. Under these two and the elder Lynn he served with credit as House-Surgeon. In 1835 he was appointed Demonstrator of Anatomy at his Hospital, and in 1838 became Lecturer on Anatomy and Physiology at the Charing Cross Hospital, where at an early age he rose to be Lecturer on Surgery and full Surgeon. He

ROYAL COLLEGE OF SURGEONS

retired from the latter office in 1868, from the former in 1873. "Mr. Hancock's name," it has been said by his biographer in the *Lancet*, "will ever be associated with that hospital as an ardent and successful teacher, a skilful and keen surgeon, a friend and help to many a student and young aspirant."

He became a Member of the College in 1834, was one of the 1843 Fellows, Member of Council from 1863 to 1880, of the Court of Examiners from 1870 to 1875, Chairman of the Midwifery Board in 1871, Vice-President in 1870 and 1871, President in 1872, Hunterian Orator in 1873. He is said never to have neglected a single meeting of Council or Committee. As Arris and Gale Professor he lectured on the Foot,* his attention having been directed to the study of articular diseases by his old master, Anthony White. "He was one of those who early took up the subject of conservative surgery and the excision of joints. He introduced into England, and improved, Moreau's method of excision of the ankle-joint, and devised an amputation which, while preserving the back part of the os calcis and upper part of the astragalus, gives, when these are juxtaposed, a mobile and exceedingly valuable stump."

As an oculist he gained a large practice, and followed the traditions of Guthrie. A mode of dividing the ciliary muscle for glaucoma was introduced by him: this operation has since given place to iridectomy. He was an excellent surgeon and clinical teacher.

He is author of a translation of Velpeau's "Regiona

* Lectures which he published subsequently in book form.

MASTERS AND PRESIDENTS

Anatomy," and of tracts on Operation for Disease of the Appendix Cæci, and on the Male Urethra and Stricture.

He was kindly and considerate, of a lovable character, earnest and enthusiastic about his work, and markedly straightforward and attached to duty. He died early in January 1880 of disease of the pylorus, his father, at nearly the same age, having succumbed to that or a similar disease.

The Council, in their resolution forwarded to his wife, place on record that they have lost "not only a valued friend, but a colleague who, throughout the whole of his long official career, has taken the keenest interest in the welfare of the College, and has worked with incessant energy for the good of the profession which he adorned."

THOMAS BLIZARD CURLING,

1811-1888.

PRESIDENT, 1873.

THOMAS BLIZARD CURLING was born in London, in 1811, and was a nephew of Sir William Blizard, through whose influence he became Assistant Surgeon to the London Hospital in 1833. He was thus, at an early age—he was, in fact, only twenty-two—able to survey a wide field of pathological and clinical research, and

ROYAL COLLEGE OF SURGEONS

to form that habit of scrupulous exactitude which marks his written work. He was made a full Surgeon in 1849. As early as 1834 he gained the Jacksonian Prize for his sound investigations on Tetanus, and this was followed by many contributions to the *Transactions* of the Royal Medical and Chirurgical Society and the Pathological Society. Among the most important of these is his paper in the *Roy. Med. Chir. Soc. Trans.* (vol. xxv.) on "Duodenal Ulceration as a consequence of Burns." Towards 1855 Curling's articles began to illustrate the diseases of the testes and rectum, and he grew famous as a consultant in diseases of those organs. His monographs on "Diseases of the Testes" and "Diseases of the Rectum" reached fourth editions, and were translated into many foreign languages, including Chinese.

He became a member of the College in 1832. He was one of the first batch of Fellows, Member of Council from 1864 to 1880, Member of the Court of Examiners from 1871 to 1879, Chairman of the Midwifery Board in 1872, Vice-President in 1871 and 1872, and President in 1873. He became F.R.S. early in life (1850).

He died March 4, 1888. At the London Hospital Mr. Curling's punctuality was proverbial: he entered the gates as the clock struck the hour. In the wards he was exact and conscientious to a degree, his strong sense of duty to the patient leading him into the minutest supervision of the dresser's work. His sound judgment was grounded on vast clinical experience: he was consequently opposed to fanciful inductions.

MASTERS AND PRESIDENTS

"His practice and his teaching were not at variance ; both were sound, upright, and just."

Mr. Curling as Assistant Surgeon, an office he held for sixteen years, had by the Hospital rules to live close by, and for many years occupied a house on a place called "the Mount" in the Whitechapel Road, a name given, it is said, because of the accumulated *débris* carted there after the great fire of London. It was then a piece of waste ground outside the city.

Mr. Curling was not personally popular, for his manner was cold, yet he was a staunch and sincere friend, whom to know was to trust and to honour. He was punctual in the performance of his duty in a remarkable way. He was not a good speaker, and instructed his pupils rather by what he did than what he said. They could readily perceive that Mr. Curling's treatment of his patients was guided by fixed principles, and could gain from him much valuable information. He was a careful and cautious operator whose first consideration was a regard for the good of the individual patient. At the College he enjoyed the complete confidence of his colleagues on account of his zeal, and the great interest he took in his work.

ROYAL COLLEGE OF SURGEONS

FREDERICK LE GROS CLARK,

1811-1892.

PRESIDENT, 1874.

FREDERICK LE GROS CLARK, the son of a City merchant, was born in Mincing Lane in 1811, and in 1827, at the age of sixteen, was apprenticed to Travers at St. Thomas's Hospital, which he entered in 1827, two years after the separation of the Borough Hospitals, and there he subsequently became Cheselden Medallist in 1830. He was at one time an Assistant Demonstrator in the Medical School of the University of Dublin, and in 1839 became a lecturer on Anatomy and Physiology, and in 1843, on Mr. Tyrrell's sudden death, he was appointed Assistant Surgeon at St. Thomas's. As such, and as lecturer on descriptive and surgical anatomy, he remained until 1853, when he became full surgeon on the retirement of John Flint South, and was appointed to the Chair of Surgery. He continued as surgeon and to lecture till 1873, when Sir William Mac Cormac succeeded him. His relation to the College of Surgeons was distinguished. He became a Member in 1833, a Fellow in 1843, was a Member of Council from 1864 to 1879, Member of the Court of Examiners from 1870 to 1880, Chairman of the Midwifery Board in 1873, Vice-President in 1872 and 1873, and President in 1874. He was Hunterian Orator in

MASTERS AND PRESIDENTS

1875, held the Arris and Gale Lectureship in 1867-68, and the Hunterian Professorship of Surgery and Pathology in 1868-69. He was well known for his courses of lectures delivered at the College on the subject of "The Principles of Surgical Diagnosis, especially in relation to Shock and Visceral Lesions." Other notable works from his pen were "The Anatomy and Physiology of the Nervous System," 1836, his translation of Dupuytren's "Diseases and Injuries of the Bones," and his "Outlines of Surgery." His most important paper read before the Royal Society, to which he was elected a Fellow in 1872, was "On the Actions of the Muscles in Respiration."

Mr. Clark spent part of his holidays in visiting the Continental schools as well as those of Dublin and Edinburgh. In Germany he was familiar with the work of Dieffenbach, von Graefe, and the elder Langenbeck; in Paris with Dupuytren, one of whose books he translated for the Sydenham Society, and he had much admiration for Roux.

For some years he was Surgeon to the Magdalen Hospital and to the London Female Penitentiary. He was also Consulting Surgeon to the Surrey County Hospital and to the Great Northern Hospital. But an appointment which threw him more into contact with the leading surgical and medical workers of the day was that of Surgical Secretary to the Medico-Chirurgical Society, where Dr. Cursham and Dr. Baly were successively his medical colleagues.

In his early days Clark resided in Spring Gardens, an important centre for surgical celebrities, and near to

ROYAL COLLEGE OF SURGEONS

Bransby Cooper and Prof. Partridge. Bransby Cooper was specially kind to him, and told him many tales of his uncle, Sir Astley Cooper ; but he was a rough and uncultivated, though genial man, and did not impress Le Gros Clark as a scientific surgeon. It was the wish of the authorities at the Hospital that Mr. Clark should have rooms nearer St. Thomas's, and he moved to St. Thomas's Street, and had a country house at Lee. In 1871, however, he purchased a property near Sevenoaks, and many old and present students will be able to recall him there, surrounded by beautiful scenery and the comforts of a charming home. Here he lived for many years, and here he died, holding still his office of Consulting Surgeon to the South-Eastern line, which ran close by his house, and being frequently called in to the Cottage Hospital for his opinion as Consulting Surgeon. He was able from Sevenoaks to pay frequent visits to his old Hospital and to Salters' Hall, where he was twice Master at twenty years' interval, and an active member of the governing body.

As a Governor of St. Thomas's and Consulting Surgeon, he always took an active interest in the progress of the School. As a hospital surgeon, it would be difficult to find any one who would rank higher in modern days. His opinion was always highly estimated. He prided himself upon his "*tactus eruditus*," and could distinguish deep fluctuation when others failed. His judgment was calm and scientific, leaning rather to what was within proof and certainty, not swayed by the opinions of others, but always attentive to their criticisms.

MASTERS AND PRESIDENTS

"He was not only a distinguished surgeon, but a wise and safe one. His sympathies were with the higher and nobler aims, and he strove to raise the thought and tone of his profession. Scientific surgery was his aim, and his thought and work were constantly in this direction"; he gained the highest possible position in the profession, was looked up to as one of the most eminent men of his day, never stooped to court popularity, yet was universally popular when once well known. As an operator he was careful, deliberate, and not wanting in boldness. As a clinical teacher he was followed by an attentive class, who learnt something more than mere surgery. They learnt how to treat patients with kindness, thoroughness, and courtesy. Human nature was ever a study for him, and patients were not looked on as merely cases.

After his retirement he lived at Sevenoaks until his death in 1892. Besides his many surgical appointments, he had been well known in civic and public life, from his connection with the Salters' Company. "Mr. Clark," says his biographer in the *British Medical Journal*, "was a splendid representative of the educated surgeon of the older school—a man of high general culture, versed in all the professional lore that the home and continental schools of his time could teach, and conspicuous for operative skill in the days when the operator required faculties that modern science has rendered less essential. His personality was peculiarly attractive. All who knew him can easily recall the tall, strong, upright figure that retained its symmetry to the end, the clearly cut aristocratic

ROYAL COLLEGE OF SURGEONS

features that only grew more handsome with advance of years, and the dignified courtesy of manner that so perfectly harmonised with his stately physique. He had a high intellectual forehead, heavy eyebrows overhanging keen deepset eyes, making an impressive and dignified countenance, and although severe yet kindly withal ; but it was not given to all to know the simplicity and gentle kindliness of nature, marked by the rather stern lines that early sorrow had graven on his face."

In his youth, according to Stromeyer, he was known as "le beau" as well as Le Gros Clark. He was, in short, a polished, courtier-like gentleman, slightly austere in manner, but honest, unaffected, and true.

" He most lives
Who thinks most, feels the noblest, acts the best."


SIR JAMES PAGET, BART.,

1814-1899.

PRESIDENT, 1875.

JAMES PAGET, the younger brother of Sir George Paget, was born in 1814 at Great Yarmouth, and he, who so recently has left us, is known to us all as the foremost surgical philosopher and orator of our time.

He became a Member of the College in 1836, a Fellow in 1843, and has since then rendered it noble



By permission of St. Thomas's Hospital Gazette

F. LE GROS CLARK, F.R.S.



MASTERS AND PRESIDENTS

and, one may say, continuous service during the whole period of his career. Elected Assistant Surgeon to St. Bartholomew's Hospital, he became Surgeon in due course, Lecturer on Physiology, and afterwards on Surgery. He was Serjeant-Surgeon to the Queen, Surgeon to H.R.H. the Prince of Wales, Vice-Chancellor to the University of London, a Member of the Institute of France, Fellow of the Royal Society, a D.C.L. of Oxford and LL.D. of Cambridge. He was created a Baronet in 1871; sat upon two Royal Commissions, one to inquire into the condition of the London Smallpox and Fever Hospitals, the other on Smallpox and Vaccination. He was President of the Clinical Society in 1869, of the Royal Medical and Chirurgical Society in 1875, and of the Pathological Society in 1887.

He was elected a Member of Council 1865, and became President 1875; and representative of the College in the General Medical Council 1876-81.

He worked much in our museum and catalogued the pathological part of the collection, in itself a great and most successful scientific effort.

From 1847 to 1852 he delivered the Arris and Gale Lectures at the College as Professor of Human Anatomy and Surgery, and these were listened to with delight by large audiences, and were recognised as masterly contributions to surgical science. His "Surgical Pathology," the outcome of these lectures, was for long the foremost and best written work on this subject in our own or any other language.

He gave the first Bradshaw Lecture in 1882 on

ROYAL COLLEGE OF SURGEONS

"Some Rare and New Diseases," and the first Morton Lecture on Cancer in 1887.

Paget was President of the International Medical Congress in London, 1881, and at its meeting in St. James's Hall, before an audience of three thousand people, amongst them the most eminent of our profession from every country in the world, he then delivered one of those beautiful addresses which have so charmed and delighted all who heard them. As Secretary-General to that Congress I was brought into very intimate relations with Sir James Paget, and I remember his asking me to read over this address before its delivery, and to make any suggestions or alterations that might occur to me. Needless to say I had none to make, but why I mention the matter is that, word for word as it was written, was that address delivered. Paget had the art to conceal the fact that he was "letter perfect," for on this, and on the other notable occasion of the Hunterian Oration, he would pause or slightly hesitate at times, and the effect produced was that he appeared to be speaking extempore, and not at all as if his theme had been committed to memory. Paget used to say he could learn an address an hour long in a fortnight, and that he could forget it in another fortnight.

On the occasion of the meeting of the British Medical Association in London in 1870, he proposed at the dinner in Lincoln's Inn the toast of Her Majesty's Ministers, and beside Paget's graceful and eloquent periods, pronounced with all the charm he possessed of voice and manner, the reply of that past

MASTERS AND PRESIDENTS

master of oratory, Mr. Gladstone, seemed quite out-distanced and over-shadowed. But on a subsequent occasion, the Festival Dinner given at the College after Paget's Hunterian Oration in 1877, Mr. Gladstone proposed the toast of the "Orator" in that most eloquent and captivating manner of which he was so complete an exponent. When Paget's turn came to reply he said, "There is only one way in which it is possible to surpass Mr. Gladstone as an orator. You all know that although speech may be Silvern, silence is Golden. You shall have the Gold."

It would be difficult to estimate the quantity and value of the work done by Paget, either scientific, strictly professional, social, or educational. From first to last the great characteristic of his life was an indefatigable industry. He occupied every office of responsibility and dignity which it was possible for him to fill. Whilst he was a member of our governing body (1865-89) his wise counsels almost always prevailed. In the Council of the College he exercised great influence, partly due perhaps to his inclination to be with the majority, and he would seldom persevere in an opposition which seemed unlikely to be successful; not from any inclination towards time-serving, but from genuine modesty, which led him to distrust his own judgment, and to think that others might understand the question at issue better than he did himself. He had an exceptional power of attracting men, and of securing their friendship and good will; and an equal skill in avoiding causes of offence.

He was President in 1875, and in 1877 delivered,

ROYAL COLLEGE OF SURGEONS

with one exception perhaps—that of Sir William Savory—the most eloquent and glorious tribute ever paid within our walls to the memory of our great Hunter, for whom indeed he was possessed of an almost passionate admiration.


Paget enjoyed European fame both as a physiologist and pathologist, those two subjects which are ever needful to accomplish any real surgical progress.

As an operator he lacked the dexterity necessary for the attainment of the highest excellence, but he always faced unexpected difficulties with the fulness of resource which springs from complete anatomical and surgical knowledge.

Paget's management of men and of affairs was very skilful, and depended to a great extent upon his willingness to listen to argument. No one could yield with a better grace, and he never seemed to be so possessed by an idea as to be unable to change it. He has been known to express wonder how men could persuade themselves that their own views must of necessity be correct.

Like many busy men he was always most punctual, and he never declined to do anything which he considered it was right for him to do on the ground that "he had no time." He never got into debt with his work, the day's duties, however onerous, were accomplished in the day. He was most painstaking and minutely accurate in all he undertook, had in a remarkable degree cultivated powers of observation, and possessed that faculty known as the scientific imagination. His power of speech was wonderful, but his





By permission of the British Medical Journal

SIR JAMES PAGET, BART.

MASTERS AND PRESIDENTS

capacity for writing clear, graphic, and complete descriptions in pure and simple English of what he desired to write about is perhaps unrivalled.

Personally, Paget was a singularly refined and modest gentleman, considerate for the views and feelings of others and sensitive for his own. He was a true and loyal friend to those he liked and esteemed, and indulgent to faults and shortcomings in others.

He was an exemplar in the public eye of all that was great and noble in our profession, and it will be long before another arises amongst us who will command such universal admiration and esteem, and who will so completely deserve it, as did Paget.

A characteristic and striking likeness of Sir James Paget stands on the main staircase at the College. It is a beautiful work of art by Sir Edgar Boehm, R.A., and a glorious picture and noble portrait by another master hand, that of Sir John Millais, hangs in the Great Hall of St. Bartholomew's.

SIR PRESCOTT GARDNER HEWETT, BART.,

1812-1891.

PRESIDENT, 1876.

PRESCOTT HEWETT was born in 1812, and died in 1891. As a pupil and intimate friend of Brodie, he long carried on, at St. George's Hospital, the great traditions of Hunter, Home, Cæsar Hawkins, and his

ROYAL COLLEGE OF SURGEONS

own master. He was the son, by a second wife, of a Yorkshire country gentleman whose fortune suffered from his love of horse racing—a circumstance which might account for the horror of the son for this and indeed every form of “sport.” His early life was passed for some years in Paris, where he acquired a perfect mastery of French, and learnt to paint in the studios, having at first intended to become a professional artist, an intuition which he abandoned on becoming intimate with the son of an eminent French surgeon. He became thus inspired with a love for the surgical profession, and remained always an admirer of the French School of Surgery. He never abandoned the practice of art, and his “delightful and exquisitely elaborate drawings” were exhibited, shortly before his death, in the Board-room at St. George’s, “where one of these charming pictures now hangs near Oules’s portrait of its painter.”

Entering at St. George’s, where he had family influence, his half-brother, Dr. Cornwallis Hewett, having been physician to the hospital from 1825 to 1833, he became Demonstrator of Anatomy and Curator of the Museum. Here he began, in 1844, the series of post-mortem records which have been continued on the same pattern ever since, and constitute “a series of valuable pathological material, which for duration and completeness is probably unmatched.” Many of Brodie’s preparations in the Museum of St. George’s were put up by Hewett.

Rising to be Anatomical Lecturer, he eventually became first Assistant Surgeon and then Surgeon to the

MASTERS AND PRESIDENTS

Hospital, which through Hewett's influence made up for the ground lost through Sir Benjamin Brodie's decease.

As a lecturer he was unsurpassed, "an unfailing mastery of his subject being joined to a ready elocution, a power of clear exposition, and a wealth of illustration which enchained the most languid attention." He realised the ideal of the perfect surgeon, studying his cases minutely, shrinking from no operative procedure, however severe, when convinced of its expediency, conducting operations "with that matter-of-course smoothness which veils the most perfect surgical art," identifying himself with his patient, and thinking "nothing trivial by which the success of a case—*i.e.*, the safety and ease of the patient—could be promoted." He once saved from amputation the right hand of a great painter, injured in a gun accident under the following circumstances: "When quite young in his profession he was consulted by a young artist (he was Carl Haag), whose right hand had been seriously mangled by the bursting of his gun. Amputation had been proposed, but by the unremitting care and the dexterous management of Hewett the hand was saved, and the painter was for many years at the head of the water-colour artists of the day. Throughout his life Hewett continued extremely conservative in surgery—as, in fact, he was in other things."

Although of a shy and retiring disposition, Sir Prescott Hewett rose to great official eminence. On the death of Sir William Fergusson he was promoted to the rank of Serjeant-Surgeon Extraordinary to the

ROYAL COLLEGE OF SURGEONS

Queen, and in 1884 succeeded Mr. Cæsar Hawkins as Serjeant-Surgeon. He was created a Baronet in 1882.

Mr. Hewett, when Professor at the College of Surgeons, delivered a course of lectures on Surgical Affections of the Head, which attracted the universal admiration of all Surgeons ; but which their author could never be persuaded to publish, though when his friend and pupil, Mr. Holmes, who with much kindness has furnished me details of Hewett's career, afterwards edited a "System of Surgery," Hewett embodied their contents in the exhaustive treatise on "Injuries of the Head," which forms part of that work. His fastidious taste made him shrink from authorship, as indeed he shrank from all forms of personal display, though he was well fitted to shine as an author, for he had much professional learning which was always ready at command, and an easy lucid style. Lecturing he loved, and few lectured better. "He was," said one who knew him, "one of the fittest men in the world to instruct students, for he had all the clearness of expression which is required to impart the knowledge of subjects teeming with difficulties of detail, his ready pencil would illustrate the most complicated anatomical descriptions, and his stores of experience could furnish cases in point in all discussions"; and the clinical instruction which he was wont to give in the wards was equally admirable. He was one of the most trustworthy of consultants ; never failing to point out any error in diagnosis, yet with such perfect courtesy and delicacy that it was a pleasure to be corrected by him.

MASTERS AND PRESIDENTS

He presided over the Clinical and Pathological Societies, but his increasing engagements prevented him from allowing himself to be nominated for the Presidency of the Royal Medical and Chirurgical Society, though he was deeply interested in its work, and had enriched its *Transactions* with some papers which became standard authorities on their respective subjects.

Hewett started in life as a poor man, and had every reason to feel the truth of the line : "Slow rises worth by poverty opprest." But he did rise gradually to eminence and distinction among the Surgeons of London, and few men were more beloved by those who were connected with him in practice, whether as pupils or patients. "The reason," as one of his old pupils said when pronouncing Hewett's obituary notice at the Royal Medical and Chirurgical Society, "was that he was emphatically a gentleman—a man who would not merely scorn a base action, but with whom anything base would be inconceivable."

He bore the inevitable ills of old age and approaching death with the courage which he showed in all the circumstances of his life. His only son was dying at the time of his father's death, and as he left no issue, the title became extinct. "Few men have ever left the world with a more stainless record of duty honestly done and of success won by no ignoble means."

ROYAL COLLEGE OF SURGEONS

JOHN BIRKETT, 1815-

PRESIDENT, 1877.

JOHN BIRKETT received his medical education at Guy's Hospital and in Paris. He was an apprentice to Bransby B. Cooper. He became a Member of the Royal College of Surgeons in 1837, and Hon. Fellow in 1843. He was Surgeon and Lecturer on Surgery at Guy's Hospital, and afterwards Consulting Surgeon thereto. He has been Inspector of Anatomy in England and Wales, and Examiner in Surgery to the University of London and to the Royal College of Physicians, London. He is a Fellow of the Linnæan Society, Fellow of the Royal Medical and Chirurgical Society and Medical Society, London, and Corresponding Member of the *Soc. de Chirurgie de Paris*.

In 1848 he won the Jacksonian Prize on Diseases of the Mammary Gland. He was a Member of Council from 1867 to 1883, a Member of the Court of Examiners from 1872 to 1882, Vice-President in 1875, 1876, and President in 1877. He was Hunterian Professor of Surgery and Pathology in 1869-71, and delivered two courses of lectures on the "Nature and Treatment of New Growths." He is author of an admirable and exhaustive monograph on "Diseases of the Breast and their Treatment" in Holmes's "System of Surgery," and of essays on "Injuries of the Pelvis," "Hernia," and "Diseases of

MASTERS AND PRESIDENTS

the Breast," as well as of papers in *Guy's Hospital Reports*, and the medical transactions and journals. He retired into private life in 1896.

Mr. Birkett was one of the first surgeons systematically to use the microscope to determine the nature of morbid growths. By its means he proved that the so-called chronic mammary tumour was formed of ill-developed breast tissue, and he gave it the name of adenoma or adenocoele. He insisted at the Pathological Society that the microscope should be used to determine the cancerous nature of new growths. On one occasion an opponent attempted to throw ridicule on Birkett's microscopic examinations, which he declared were deceptive and useless. "May I ask," said Birkett to his critic, "how many microscopic examinations you have made of cancerous tumours?" "Not any," was the reply. "I thought as much," said Birkett, who thereupon sat down.

At Guy's Hospital Mr. Birkett will be remembered as a most painstaking clinical surgeon, laboriously collecting and classifying the cases coming under treatment in his wards. Although his active period of work was before the days of antiseptic surgery, his surgical instinct led him in many cases to anticipate asepsis, and his minute attention to cleanliness before operation at a time when such details were thought of small consequence by many surgeons, enabled him to save the lives of patients, which otherwise might have been lost. In practice his tendencies were conservative, and he refused to recognise some of the operations which have since become of ordinary performance, but

ROYAL COLLEGE OF SURGEONS

this may be partly accounted for by the great prevalence in his time of septic diseases, which imposed on these operations undue risks. He took much interest in the charitable Guilds of the City, and on two occasions filled the office of Master of the Ironmongers' Company.

SIR JOHN SIMON, K.C.B.,

1816—

PRESIDENT, 1878.

JOHN SIMON was born in October 1816. His father was Louis Michael Simon, for more than thirty years an influential member of the Committee of the Stock Exchange : by both his grandfathers he was of French origin. He received his medical education at the newly founded King's College, and at St. Thomas's under Joseph Henry Green. He was for nine years Joint-Demonstrator of Anatomy at King's College, and, on the foundation of King's College Hospital in 1840, became Senior Assistant Surgeon there under Partridge and Fergusson, his colleague being William Bowman. In 1847 he was appointed Lecturer on Pathology, and Surgeon, of St. Thomas's Hospital, of which he is now Consulting Surgeon. In 1847 he lectured on the "Aims and Philosophic Method of Pathological Research," and subsequently delivered courses on Diagnosis and Therapeutics, which were published in the *Lancet* in 1850-52. At this period he began

MASTERS AND PRESIDENTS


the work of sanitary reform for which his name will be ever famous, having in 1848 been appointed first Officer of Health of the City of London. Seven years later he became Medical Officer to the Government, a service in which he continued to 1876. One can "scarcely estimate," says "Men and Women of the Time," edit. 15, "the importance to civilisation and humanity of Simon's work. It may be briefly stated that he drained the City, and rendered it healthy, abolished the pernicious system of central cesspools under houses, intra-mural slaughter-houses, and other malodorous trade establishments, and actively crusaded against smoke, intra-mural graveyards, Thames pollution, impure water, and overcrowded dwellings. To enumerate the full details of Sir John Simon's official career would be to write a history of hygienic reform during the last fifty years." Appointed an Hon. Fellow of the College in 1844, he was a Member of Council from 1868 to 1880, was Vice-President in 1876-78, and President in 1878. He was elected F.R.S. as long ago as 1845, when he was not yet thirty, and was one of the Vice-Presidents of the Royal Society in 1879. He has been President of the Pathological Society; Vice-President of the Royal Medical and Chirurgical, and Clinical Societies, and is Hon. Member of the Pathological and Clinical Societies. He is an Hon. D.C.L. of Oxford University (1868); Hon. Med. Chir. Doctor of the University of Munich (1872); Hon. LL.D of the Universities of Cambridge (1880), and of Edinburgh (1882); Hon. M.D. of the University of Dublin; and was created K.C.B. on the occasion

ROYAL COLLEGE OF SURGEONS

of Her Majesty's Jubilee in 1887. He has been a member of many Royal Commissions. He has published "Reports on the Sanitary State and Requirements of the City of London," 1848-55, and on those of the "People of England," 1855-77 ; "Observations on Medical Education," being a letter addressed to the President of the Royal College of Surgeons, 1842 ; "Comparative Anatomy of the Thyroid Gland," *Phil. Trans.*, 1844 ; "Physiological Essay on the Thymus Gland," 1845 ; "Sub-acute Inflammation of the Kidney," *Med. Chir. Trans.*, 1847 ; "The Aims and Philosophical Method of Pathological Research," 1847 ; "General Pathology," 1850 ; "English Sanitary Institutions," 2nd edit., 1897. He also edited in 1865 the "Spiritual Philosophy" of his old master, Joseph Henry Green. He has contributed to Holmes's "System of Surgery" the masterly article on "Inflammation," and to Quain's "Dictionary of Medicine" that on "Contagion."

Sir John Simon was more occupied in great questions of public health than in the duties of a surgeon, yet in these he took the keenest interest. He always claimed, and I think rightly, priority over Mr. Cock in the operation of perineal puncture of the urethra in cases of retention from stricture. It was without doubt due to the caustic and unrivalled power of his pen that St. Thomas's Hospital was not converted into a country Convalescent Hospital at the time it was compelled to leave its ancient habitation near London Bridge. To him is mainly due the fact that it still stands by the river's bank, a noble institution upon a noble





By permission of the Lan.

SIR JOHN SIMON, K.C.B., F.R.S.

MASTERS AND PRESIDENTS

site, still at the service of the sick and maimed of London.

Few men possessed in a larger measure the affection and admiration of friends and pupils. Not many surgeons have been so well known to the world of general science, of art, and of letters. To mention only one or two names, he has been intimate during their lives with Thackeray, his neighbour in Kensington, with Tennyson, and Dante Gabriel Rossetti. On the death of John Ruskin, Simon's name appeared as executor under the first will of that great and eccentric man.

Sir John Simon is one of the most lovable men I have ever met ; his intellect is of the greatest, his sympathies are of the keenest. He always showed the most affectionate interest in everything connected with his hospital, and when I went to see him he became quite animated in hearing of or discussing methods of hospital management. His public work has been of the utmost importance to the welfare of this country, and whether for this reason or because of his admirable surgical work, his name and fame will endure, and be ever green in our memory.

A remarkable presentment of a very remarkable head adorns the College. It is a bust of Simon by his friend Woolner, Royal Academician, sculptor, and poet.

ROYAL COLLEGE OF SURGEONS

LUTHER HOLDEN, 1815-

PRESIDENT, 1879.

LUTHER HOLDEN received his medical education at St. Bartholomew's, where he ultimately became Surgeon and Lecturer on Anatomy. He is now Consulting Surgeon to the Hospital, to the Foundling Hospital, and to the Metropolitan Dispensary. He became a Member of the College in 1838, and a Fellow by examination in 1844. From 1868 to 1884 he was a Member of Council, and from 1873 to 1883 a Member of the Court of Examiners. He was Vice-President in 1877 and 1878, President in 1879, and Hunterian Orator in 1881.

He is author of "An Illustrated Manual of the Dissection of the Human Body," "Human Osteology," "Landmarks, Medical and Surgical," and has contributed surgical reports to the medical journals and to the *St. Bart.'s Hosp. Reports*. His books have run through many editions. He now enjoys country life at Ipswich, where he resides in the enjoyment of the fullest activity of mind and body.

Luther Holden is a man of very handsome and striking personality, and his portrait by Millais, who is said to have greatly enjoyed the painting of it, is one of the chief ornaments of the Great Hall of St. Bar-

MASTERS AND PRESIDENTS

tholomew's. No one possessed a stronger hold on the affections of his pupils, nor did any one take greater pleasure in teaching than did Luther Holden. One thing Luther Holden abhorred with all his might, and that was the modern specialist. He believed in the good general surgeon who knew his anatomy and physiology, and their applications to surgery. He was an excellent operator and devoted the greatest care to the work in the wards and to his clinical teaching.

Years may advance, but they make little impression on Luther Holden's marvellous physical vigour and lightness of heart. He was, and is, a most accomplished and courteous gentleman, with a charm of manner that gained the confidence of the most shy student. He cared little for private practice, but had a passion for teaching, and a patience that was inexhaustible, even when dealing with those whose mental capacities were least developed. He was the personal friend and confidant, as well as teacher, of all who experienced difficulty in acquiring what they had to learn, and he succeeded in teaching those whom no one else could teach. One may imagine, therefore, what a place he filled in the school of St. Bartholomew's, and what a power he was for good. He was beloved alike by the students amongst whom it was his delight to work, and the colleagues with whom he was ever in harmony and affectionate relations. Since he retired to the country he has made many long journeys, and has travelled round the world, finding friends and old pupils almost everywhere he went.

MASTERS AND PRESIDENTS

SIR JOHN ERICHSEN, BART.,

1818-1896.

PRESIDENT, 1880.

JOHN ERIC ERICHSEN was born on July 19, 1818. His father, Eric Erichsen, was the representative of a well-known Danish family. The *Palais Erichsen* in Copenhagen still attests the importance of the name. He first studied medicine at University College, London, where he was a pupil of Liston, and in Paris, where Amussat invited him to witness his first colotomy. In the early years of his professional career he devoted himself largely to physiology. He was for a certain period Lecturer on General Anatomy and Physiology at his hospital. In 1844 he was Secretary to the Physiological Section of the British Association, for which body he conducted an experimental inquiry into the mechanism and effects of asphyxia and its prevention and treatment. His "Essay on Asphyxia" was the result, for which, on the recommendation of Sir Benjamin Brodie, himself an authority on death by drowning, he was awarded the Fothergillian Gold Medal of the Royal Humane Society in 1845.

Erichsen, however, turned towards surgery, and he obtained the post of Assistant Surgeon at University College Hospital in 1848, his appointment taking place

ROYAL COLLEGE OF SURGEONS

the same day as the late Professor John Marshall's. Faction at that time raged at University College, and disgraceful disturbances took place even in the operating theatre, where, on one occasion a ball, thrown by a spectator, struck Erichsen's head. He wisely took no notice of this, and continued his operation. In 1847 Syme succeeded Liston as surgeon, but shortly after threw up his post in disgust, and went back to Edinburgh. Moncrieff Arnott, who followed, retained the place for a very short time, and in 1850 Erichsen, at the early age of thirty-two, became Professor of Surgery in University College, and full Surgeon to the Hospital.

His hard work in the wards, library, and dead-house soon bore fruit in the publication of the first edition in 1853 of his classical text-book entitled the "Science and Art of Surgery," which has passed through many editions and has been translated into many languages, partly even into Chinese. The sale of the work was from the first enormous. In the American Civil War the United States Government issued a copy of the American edition of the work to every medical officer in the Federal Army, thus characteristically pirating an English classic.

At University College Erichsen gained an immense reputation by his lectures and clinical teaching. He was placed on the Consulting Staff in 1875. In 1895 he was created a Baronet, having for some years before been Surgeon-Extraordinary to the Queen. Many honours were accorded him, and he was member of numbers of learned societies, being also President from 1879 to 1881

ROYAL COLLEGE OF SURGEONS

of the Royal Medical and Chirurgical Society, President of the Surgical Section at the International Medical Congress held in London in 1881, Royal Commissioner on Vivisection in 1875, and Inspector of Vivisection. He was induced to stand for Parliament as a Scottish University Member in 1885, but failed to secure election.


At the College he was a busy politician, and at first a reformer. Later he opposed the democratic demands of the Members on the ground that the Fellows, as an aristocracy of intellect, should have a monopoly of the College franchise. He put this view forward in a pamphlet. It was on his motion that the first meeting of Fellows and Members was called in 1870.

He became a Member of the College in 1839, a Fellow by examination in 1845, was a Member of Council from 1869 to 1885, Member of the Court of Examiners from 1875 to 1879, Vice-President in 1878-79, and President in 1880.

His death occurred on September 23, 1896. His portrait is in the "Portrait-Group of the Council" at the College, where there is also a marble bust.

As a surgeon, Sir John Erichsen's reputation was world-wide. His strong point was "his sound judgment, ripened by a vast experience, which gave him an almost unrivalled clinical insight. There was no man in the profession whose opinion in a difficult case was more justly held to be of greater weight."

He had, in his earlier days at least, no English superior as a clinical teacher. Among his house-surgeons were Lord Lister, Sir Henry Thompson, and Marcus Beck. He counts among the makers of



By permission of the British Medical Journal

SIR JOHN ERICHSEN, BART.

MASTERS AND PRESIDENTS

modern surgery. For some years before his death he held the high office of President at University College.

In addition to Erichsen's works above specified may be mentioned his treatise on "Concussion of the Spine" caused in railway accidents, on the ill effects of which to the nervous system he was a recognised authority, being often called upon to give evidence in Court on these somewhat obscure cases.

As a man he possessed a most attractive character. He was honourable and candid in all the relations of life, a generous friend, a gentleman in every sense of the word, of peculiar affability and courtliness of manner.

Mr. Richard Quain had long refused to speak to him on the ground that he, although senior, had been passed over in favour of Erichsen, a junior, in the appointment to the Chair of Surgery at University College, but Sir John Erichsen's patience and conduct at length convinced Quain of the injustice of his attitude. To everybody's surprise he and John Erichsen one day entered the hospital arm-in-arm.

He was very successful in his profession and he owed much of this to a happy combination of good qualities. His work occupied a high place in surgical literature, and he was always ready to accept the surgical advances of younger men. He was a distinguished Teacher in a school where many distinguished Surgeons had preceded him. If he did not strike out any new path in the field of Surgery he possessed a sound judgment enlightened by a long experience, had much administrative talent, a wise eloquence, dignity of presence, and elevation of view.

ROYAL COLLEGE OF SURGEONS

SIR WILLIAM JAMES ERASMUS WILSON, 1809-1884.

PRESIDENT, 1881.

WILLIAM JAMES ERASMUS WILSON was born in 1809, and was the son of a naval surgeon. He was educated professionally in London and Aberdeen. He became a member of the College in 1841, and was soon appointed Demonstrator of Anatomy at University College, which he left on the retirement of Jones Quain. He then founded the Sydenham College School of Anatomy, which proved a failure. Some years of struggle followed, during which he took pupils and practised in Charlotte Street, Fitzroy Square. The elder Mr. Wilson, on retiring from the navy, started a large private lunatic asylum at Deham, Bucks, and it was at his father's house that Erasmus Wilson met Wakley, editor of the *Lancet*, with which paper he was connected, first as sub-editor, afterwards as a writer. Later he was appointed Consulting Surgeon to the Marylebone Infirmary, where he had abundant opportunities for witnessing most phases of hospital surgery.

Wilson's attention was largely directed to skin diseases, and on these he became an authority without a rival. He visited the East to study leprosy, Switzerland and the Vallois to examine goître, and Italy in order to become

MASTERS AND PRESIDENTS

more closely acquainted with the tinea pellagra and other cutaneous diseases affecting the underfed and dirty vegetarian peasantry.

"It is unquestionable," says his biographer in the *Lancet* in 1884, "that he knew more about skin diseases than any man of his time. He cured where others had failed to cure ; and his works on Dermatology, though they met with pretty searching criticism at the time of their appearance, have nearly all maintained their position as text-books." These works were "Diseases of the Skin," 1842, "On the Management of the Skin as a means of Promoting and Preserving Health," "Ringworm," atlas of "Portraits of Diseases of the Skin," 1847, "The Anatomist's Vade Mecum," a report on "Leprosy," "Lectures on Diseases of the Skin and Syphilis," &c. Besides these he wrote "Skin" in Cooper's famous "Surgical Dictionary," prepared elaborate anatomical plates, in conjunction with Jones Quain, and contributed various articles and reports to the scientific journals. In 1867 he established *The Journal of Cutaneous Medicine and Diseases of the Skin*.

To the College of Surgeons he has been, after John Hunter, the greatest benefactor. He became a Member in 1831, a Fellow in 1843, sat on the Council from 1870 to 1884, was Vice-President in 1879 and 1880, and President in 1881. In 1869, at an expense of £5000, he founded the Chair of Dermatology, of which he was the occupant till 1877. At the same time he presented to the Museum his very extensive and valuable collection of drawings and models illustrative of diseases of the skin. The College marked its appreciation of these

ROYAL COLLEGE OF SURGEONS

benefactions by presenting him with the Honorary Medal, which has been bestowed on very few, only six up to his time.

For his many splendid public benefactions, some of which were the large endowment of the Royal College of Music, the Sea Bathing Infirmary at Margate, and the Royal Medical Benevolent College, as also the bringing of Cleopatra's Needle to England at a cost of £10,000, he was knighted in 1881. He died at Westgate-on-Sea, in August 1884, and left his large fortune to the College subject to his wife's life interest. This fortune reverted in due course after the death of Lady Wilson. It amounted to upwards of £210,000. His bust by Brock in the Library marks the importance of his beneficence to that department of the College.*

But it was not only as a public benefactor that Wilson proved himself a truly great man. "The

* Among his public benefactions should be mentioned his generous endowment of the Royal Medical Benevolent College at Epsom, where he erected a house for the headmaster. He also built a new wing and chapel to the Sea-bathing Infirmary at Margate, at a cost of over £30,000. Aberdeen University conferred upon him the degree of LL.D. in 1881, in return for which honour, and in memory of his father, he founded the "Erasmus Wilson Professorship" of Pathology in that University. This cost him £10,000. One of the most notable incidents of Wilson's career occurred on the occasion of an inquest taking place at Hounslow upon the body of a soldier who had died from the effects of a regimental flogging. Owing greatly to Wilson's evidence a final verdict was returned by the jury, after ten adjournments, to the effect that the man had really died of his injuries. The coroner on this occasion was Wakley, and the result of the inquest was a Parliamentary Inquiry, which led to the abolition of flogging in the army.

MASTERS AND PRESIDENTS

amount of good he did privately will probably never be known, as he was so unostentatious in regard to his charity."

Wilson possessed a keen yet kindly shrewdness, and was a man of cultivation. His interest in ancient Egypt is testified to by his book on that subject, and the translation of one of its ancient monuments to the banks of the Thames.

Wilson used often, and most hospitably, to entertain his friends. He was fond of giving large dinner parties at one of the great London Clubs, and after dinner was wont to propose the toast of his guests in a long speech.

SIR THOMAS SPENCER WELLS, BART., 1818-1897.

PRESIDENT, 1882.

THOMAS SPENCER WELLS was born in Hertford, received his medical training in Leeds under the second Hey and the elder Teale, in Dublin under William Stokes, Sir Philip Crampton, and Arthur Jacob, and at St. Thomas's under Green, Travers, and Tyrrell. From 1841 onwards he served in the Navy as an Assistant Surgeon, his duty taking him to the Naval Hospital at Malta, where he combined a civil practice with his official duties. So excellent was his reputation as a surgeon that in 1844 the College conferred the Fellowship upon

ROYAL COLLEGE OF SURGEONS

him. He left the Navy in 1848, and in the same year visited Paris to study pathology under Magendie, and to visit the hospitals which in June were filled with the wounded from the barricades. He was afterwards in Egypt with the Marquis of Northampton, and made some valuable observations on malaria. In 1853 he settled in London and at first took up ophthalmic surgery. In 1854 he was elected Surgeon to the Samaritan Free Hospital for Women and Children, which up to that time had been little more than a dispensary. Soon after the outbreak of the Crimean War he interrupted his London work to attach himself as Surgeon to the British Civil Hospital in Smyrna, and he afterwards held a similar post at Renkioi in the Dardanelles. Returning to London in 1856, he began his well-known career at the Samaritan Hospital, where he remained until 1878, when he was appointed Consulting Surgeon. He was also for a time Lecturer on Surgery at a private School.

At the College he filled all the chief offices. From 1871 to 1895 he was Member of Council, Vice-President in 1880 and 1881, President in 1882, and Hunterian Orator in 1883. As Hunterian Professor of Surgery and Pathology he lectured in 1878 on "The Diagnosis and Surgical Treatment of Abdominal Tumours." His Bradshaw Lecture in 1890 was upon "Modern Abdominal Surgery," and he delivered the Morton Lecture in 1888. A Baronetcy was conferred upon him in 1883, he had many honorary foreign degrees, and was Knight Commander of the Norwegian Order of St. Olaf.

MASTERS AND PRESIDENTS

His name will be best known in connection with ovariectomy, an operation which he revived at a time when the chief men of our profession considered it unjustifiable. It was passionately denounced by Dr. Robert Lee. Yet he carried it to a most successful and indeed brilliant issue. He knew that our great John Hunter believed the operation feasible and safe, that John Bell in 1794 dwelt forcibly on the practicability of removing ovarian tumours by operation, and that Ephraim M'Dowell, his pupil, had successfully performed in Kentucky, in 1809, the first modern operation for ovarian disease. The patient was a middle-aged woman who lived to complete a life of seventy-eight years. M'Dowell lost only one of his first five cases, which at that time was rightly regarded as a great triumph over a disease otherwise incurable and fatal. The future history of the operation in the hands of Spencer Wells and others has been one of constantly increasing success, so that it is now one of the most successful operations in surgery, and has saved an incalculable amount of human life and suffering.

Very early in his career he published a work on Gout, which first brought him into notice in London professional life. He was also for seven years editor of the *Medical Times and Gazette* and characteristically threw all his energy into the laborious work of editing that Journal. In character he was most resolute and determined, and continued to operate till a very late period in his career. "I go regularly," he said after his retirement, "to the Samaritan Hospital, and so soon

ROYAL COLLEGE OF SURGEONS

as I see others operate there better than myself I will stop." His chief literary work is his book on "Diseases of the Ovaries," first published in 1865. It was translated into many languages.

He had a love for his calling, a prudent boldness, and a capacity for attention to detail. Once, however, I knew this to be lacking, for I was present at an amputation of the leg which Spencer Wells was performing, and when the bones had to be divided, the saw to do it with had to be sent for to the nearest instrument makers.


He availed himself of every advance in pathology to further his practical aims and was always eager to learn the latest phase of scientific effort.

Stromeyer in his "Recollections," speaking of his last visit to England in 1872, says that among all the Hospitals of the great city of London the smallest of all afforded, for a stranger like himself, the greatest attraction. The small Samaritan Hospital established by Spencer Wells in an ordinary dwelling-house possessed no extraordinary equipment, but it had devoted nurses, and enjoyed the advantage of the services of a surgeon of the rarest endowments and of unexampled devotion to his art.



By permission of the British Medical Journal

SIR SPENCER WELLS, BART.



MASTERS AND PRESIDENTS

JOHN MARSHALL, 1818-1891.

PRESIDENT, 1883.

JOHN MARSHALL was born at Ely in Cambs. on September 11, 1818. His father, a well-known lawyer of that city, was also an excellent naturalist. His brother William, coroner of Ely, was a botanist of repute.

John Marshall was educated at Hingham in Norfolk, and was apprenticed to Dr. Wales in Wisbech. He entered University College, London, in 1838, where he came under the influence of Sharpey, lecturer on Physiology, and Ellis the teacher of Anatomy. His friendship with Liston, whose pupil and assistant he was, now began, and lasted many years. In 1847, to the surprise of those who had only known Marshall hitherto as an anatomist, he was appointed an extra Assistant Surgeon at University College Hospital, through the influence of Quain and Sharpey. In 1866 he was appointed Surgeon and Professor of Surgery, succeeding Mr. Erichsen, whom he afterwards replaced as Holme Professor of Clinical Surgery. In 1884 he became Consulting Surgeon to the hospital, and to the Brompton Hospital for Consumption.

In 1857 he was elected F.R.S., was President of the Royal Medical and Chirurgical Society of London in 1882-83, and in 1887 succeeded Sir Henry Acland


ROYAL COLLEGE OF SURGEONS

as President of the General Medical Council. For four years he held the office of Fullerian Professor of Physiology at the Royal Institution. He was Professor of Anatomy at the Royal Academy from 1873 to the time of his death on New Year's Day, 1891.

At the College his career was extremely active. He became a Member in 1844, a Fellow in 1849, was a Member of Council from 1873 to 1890, of the Court of Examiners from 1873 to 1881, was representative of the College on the General Medical Council from 1881-91, Vice-President in 1881 and 1882, President in 1883, Bradshaw Lecturer in 1883, his subject being "Nerve-stretching for the Relief or Cure of Pain," Hunterian Orator in 1885, and Morton Lecturer in 1889. He was official representative of the College at the Tercentenary of the University of Edinburgh, on which occasion he was created LL.D. The Royal University of Ireland and Trinity College, Dublin, also conferred honours upon him.

Marshall's fame rests on the great ability with which he taught anatomy in relation to art, on the introduction into modern surgery of the galvano-cautery, and on the operation for the excision of varicose veins. This operation was at first violently assailed: it is now accepted. "He was one of the first to show that cholera might be spread by means of drinking water," and issued an interesting report on the outbreak of cholera in Broad Street, St. James's, 1854. He also invented the system of circular wards for hospitals, and to him are largely owing the details of the modern medical student's education.





By permission of the British Medical Journal

JOHN MARSHALL, F.R.S.

MASTERS AND PRESIDENTS

He was a voluminous author. In 1867 he published, in two volumes, "The Outlines of Physiology, Human and Comparative," a text-book for many years. In the *Phil. Trans.* for 1850 appeared his most striking paper on the "Development of the Great Veins," which has rendered his name "familiar to every student of medicine." In 1864 another paper appeared "On the Brain of a Bushwoman." Among his papers, at his death, was found a completed article on the "Brain of the late George Grote." Other works of his deal with artistic anatomy.

A most admirable bust by Brock, R.A., adorns the College, and his portrait is in the portrait-group of the Council by H. Jamyn Brooks.

Mr. Marshall was a very sympathetic personality. He was a handsome man with a most engaging manner. He enjoyed the confidence of his pupils and the regard and esteem of his many friends. The services he rendered to the College were of the highest order, for he combined scholarly attainments and scientific learning with a splendid capacity for business.

ROYAL COLLEGE OF SURGEONS

JOHN COOPER FORSTER,

1823-1886.

PRESIDENT, 1884.

JOHN COOPER FORSTER was born in 1823 in Mount Street Lambeth, his father and grandfather having been local medical practitioners. He was educated at King's College School and Guy's Hospital, which he entered in 1841. Appointed Demonstrator of Anatomy at Guy's in 1850, in 1855 he was appointed Assistant Surgeon to the Hospital, and he rose to be full Surgeon in 1870 on the retirement of Mr. Hilton. When Senior Surgeon he resigned with Dr. Habershon, who was Senior Physician, owing to a disagreement with the governors and treasurer, who had not listened to the opinions of the medical staff on questions relating to the nurses; and on this occasion four hundred Guy's men subscribed to a testimonial and presentation of silver plate to both these gentlemen.

He became M.B. London in 1847, gaining a gold medal in surgery. He was Member of the College in 1844, Fellow in 1849, Member of Council from 1875 to 1886, of the Court of Examiners from 1875 to 1884, Vice-President in 1882 and 1883, and President in 1884. During his year of office he did much to promote the establishment of the Conjoint Examining Board. He

MASTERS AND PRESIDENTS

retired from practice on ceasing to be President, and died after a stay in the South of France in March 1886. The cause of his death was obscure, but his friends set it down to the fact that Mr. Forster was compelled while feeling very ill to travel for thirty-six hours in an ordinary French train where he could get neither water, food, air, nor proper rest. His illness and death are discussed at great length by Mr. Jonathan Hutchinson in the *Brit. Med. Jour.* for March 13, 1886. Forster was an excellent practical surgeon, prompt and decisive, and on occasion bold. He performed what was practically the first gastrostomy in England. This was in 1858. The patient was a man of forty-seven, suffering from the united tortures of pain and thirst and hunger, caused by cancer of the œsophagus. "Sanctioned by the presence of the medical and surgical staff, I performed the operation," he wrote, "there being no experience in British surgery to guide me." The case was classical.

He went to Aberdeen in 1867 to study Pirrie's procedure of acupressure, and showed "enlarged views and keen observation" in the various papers in the *Guy's Hospital Reports* and in the *Transactions* of the Clinical and Pathological Societies. Among his most interesting monographs were papers on Acupressure, Syphilis, Hydrophobia, Intestinal Obstruction, on Modified Obturator Hernia, Torsion, and Colloid Cancer of the Large Intestine. His only book, "The Surgical Diseases of Children," was published by him in 1860. It was founded on his large experience at the Hospital for Children and Women in Waterloo Road

ROYAL COLLEGE OF SURGEONS

where he was surgeon for many years. As a Surgeon, Cooper Forster was ready to test any supposed improvements in surgical practice, and those he approved he adopted with characteristic enthusiasm. As a lecturer, it should be added, he was "terse, emphatic, and full of common sense." He first lectured on anatomy at Guy's Hospital School, and, on the death of Mr. Poland, succeeded to the Chair of Surgery.

He would doubtless have achieved more—so writes Mr. Bettany—had he been in less affluent circumstances. Socially he was a notable figure; he was an excellent waterman, a keen fly-fisher, a good horticulturist, of refined tastes, a good friend, but of rather an irreconcilable disposition to those he disliked; very cordial and hospitable and, in early manhood, strikingly handsome.

He is the central figure in the "Portrait Group of the Council" in the hall of the College. The likeness is striking.

SIR WILLIAM SCOVELL SAVORY,

BART., 1826-1895.

PRESIDENT, 1885, 1886, 1887, 1888.

WILLIAM SCOVELL SAVORY, was born on November 30, 1826, in the parish of St. Mary-at-Hill in the City, where his father was churchwarden. Entering St.

MASTERS AND PRESIDENTS

Bartholomew's in 1844, he became Member of the College of Surgeons in 1847, M.B. of London in 1848 (Gold Medallist in Physiology, Surgery and Midwifery, and honours in Medicine). He was from 1849 to 1859 Demonstrator of Anatomy and of Operative Surgery in St. Bartholomew's Medical School, and from 1850 to 1859 he acted as Tutor to students of the School reading for the London medical degrees. He was Curator of the Hospital Museum for many years, and devoted himself while holding this office to pathological work and physiological enquiry. Much of the substance of his researches was original, and he contributed several important papers to the *Philosophical Magazine*. He became a Fellow in 1852, and in 1859 succeeded the late Sir James Paget as lecturer on General Anatomy and Physiology at his hospital school. He was a worthy successor to Sir James, his lectures, though totally different in style, winning equal admiration. In 1858 he was elected F.R.S., having in 1851 read before the Society a paper of an exhaustively descriptive nature upon the structure and connections of the Valves of the Human Heart. Later he contributed to the *Proceedings* a paper on the "Development of the Striated Muscular Fibre in Mammalia." His other works include an account, published in 1857, of experiments on the "Relative Temperature of Arterial and Venous Blood," eleven papers on surgical subjects in the *St. Bartholomew's Hospital Reports*, and the memoirs of Sir William Lawrence and Frederick Carpenter Skey. He also contributed papers to the *Lancet*, which were at once brief and interesting, and

ROYAL COLLEGE OF SURGEONS

to the *Transactions of the Royal Medical and Chirurgical Society*. He re-published his lectures upon "Life and Death" (1863).

In 1861 he became Assistant Surgeon and in 1867 Surgeon to his hospital, holding office till 1891, when he became Consulting Surgeon and Governor. For twenty years (1869-89) he was Lecturer on Surgery at St. Bartholomew's, being appointed sole lecturer during the latter half of this period at the particular request of his colleagues. His clinical office and lectures in 1881-82 brought him in probably the largest income ever received for surgical teaching in London. For many years he was Surgeon to Christ's Hospital. As an operator he was able and thoroughly competent, but for so-called brilliancy of method he had no sympathy.

His surgical practice was not so considerable as to prevent him devoting much time to the affairs of this College, and perhaps he had for many years more influence in them than any of his contemporaries. He was strongly opposed to revolutionary change in the constitution of the College, and successfully resisted much agitation in that direction. He was a Member of Council from 1877 to 1893, of the Court of Examiners from 1870 to 1885, Vice-President in 1883 and 1884, and President for four successive years (1885-88), the then longest recorded tenure of that office. As an examiner he was keen and searching, and demanded answers as accurate as his own questions. He was not very sympathetic, and candidates generally met him with fear and trembling.

MASTERS AND PRESIDENTS

He was Hunterian Professor of Comparative Anatomy and Physiology in 1859-61, and lectured on "General Physiology" and "The Physiology of Food." His Bradshaw Lecture, delivered in 1884, was upon the Pathology of Cancer, being a criticism of the prevalent theories upon the subject. The Hunterian Oration in 1887 was "an admirable exposition of Hunter's work and character," and "perhaps the most interesting" of his published works. He delivered it without note or assistance in that perfect and eloquent manner, all his own, which possessed a real power of oratory. It was admirable alike in material, in purity of style, and in the grace of its delivery. At Cork, in 1879, he delivered the address on surgery at the British Medical Association, in which he declared against "Listerism." The address was much commented upon at the time, "and," says Dr. Norman Moore, "will always be interesting as the last public expression by a prominent surgeon of opposition to the now universally accepted methods of modern surgery."

In 1887 Savory became Surgeon-Extraordinary to the Queen, and in 1890 he was created a Baronet. He was a member of the Royal Commission upon Vaccination, and in 1892 served on the Gresham University Commission. He died in March 1895.

Dr. Norman Moore further says of Sir William Savory, "He spoke as a great authority, delivering final judgment on the problems of surgery." He was a keen, unsparing, and usually successful controversialist. His likeness is in the portrait-group of the Council, and an admirable and characteristic bust by

ROYAL COLLEGE OF SURGEONS

H. R. Hope-Pinker is in the College, and a picture of him by W. W. Ouless, R.A., is in the Great Hall at St. Bartholomew's Hospital.

Savory occupied a commanding position at his hospital, for he was no ordinary man. He was completely straightforward and honest in word and purpose. He had always a lofty ideal before him which he strenuously endeavoured to realise. His remarkable intellectual power, his complete knowledge of the applications of physiology and anatomy to surgery, his intimate acquaintance with pathology, rendered his teaching of the greatest value, and this was enormously enhanced by the clear, impressive and perfect language in which he expressed his thoughts, for he possessed the gift of lucid speech.

Savory has been described as cynical and harsh. Yet he was not really so. "No one was a better judge," Howard Marsh writes, "of what was generous, single-hearted, and true. No one saw more clearly what are the things that elevate and what are those that degrade a profession or a man."

In all he said and did Savory expressed a supreme self-consciousness of power. In gesture and movement he betrayed the intellectual grace of his mind. The sparkle of eye and play of mouth gave evidence of his keen sense of wit and humour, which he regarded as giving life to our thoughts and understanding. He had a capacity for disagreement, but his manner of differing had usually the convincing element of strength and truth. He was, it is true, impatient of the hesitations and imperfections of men less capable than himself,

MASTERS AND PRESIDENTS

and his gift and power of language lent severity to his criticisms, which those who were the objects of them felt very keenly. He was a simple-minded and, above all, a transparently honest man who held fast by what he considered to be the truth in every relation of life. To all who were his friends he was full of kindness and affection, and pupils and colleagues alike held him in the highest esteem.

JONATHAN HUTCHINSON,

1828—

PRESIDENT, 1889.

JONATHAN HUTCHINSON was born in 1828 at Selby, Yorkshire, where he was educated. He became a Member of the College in 1850, and Fellow in 1862, was Professor of Surgery and Pathology from 1877 to 1882, and delivered courses of lectures on Neuropathogenesis, the Surgical Aspects of Gout, Leprosy, Inheritance, Temperament, and certain Diseases of the Tongue. He was President of the College in 1889; of the Hunterian Society in 1869 and 1870; the Pathological Society in 1879-80; the Ophthalmological in 1883; the Neurological in 1887; the Medical in 1890; the Royal Medical and Chirurgical in 1894-96. He was a member of the Royal Commission appointed (1881) to inquire into the condition of the London hospitals for small-pox and fever cases, and also of that on Vaccination and

ROYAL COLLEGE OF SURGEONS

leprosy from 1889 to 1896, and as Honorary Secretary of the Sydenham Society has done good work for the profession. Trinity College, Dublin, at its Tercentenary, conferred upon him the honorary degree of M.D., and he is LL.D. (Hon.) of Glasgow, Edinburgh, and Cambridge Universities. He is also Honorary Fellow of a number of medical societies at home and abroad. Mr. Jonathan Hutchinson has indeed founded the Polyclinic or the Post-Graduate School of Medicine, London, and has arranged an "Educational Museum" at Haslemere, and a second in his native town. He enjoys a world-wide authority and reputation for his knowledge of, and writings upon, Syphilis and the Diseases of the Skin, has published several important works on these subjects, and is editor of the quarterly *Archives of Surgery*.

In College politics Mr. Hutchinson was what is called a reformer. He always interested himself in the Museum, to which he made many valuable contributions and devoted much time. Indeed, he evinced the strongest interest in all biological matters, and at his country residence at Haslemere made many experiments.

He possesses a profound knowledge of every branch of his profession, and his colleagues seek and highly value the opinions he is able to form and to express on many and most difficult subjects. As a personality Mr. Hutchinson is attractive from every point of view. He betrays his Quaker descent in his reserved and quiet manner, and in the gentle kindness of his disposition. Yet he is emphatically a very strong man and a striking ornament of our profession.

MASTERS AND PRESIDENTS

THOMAS BRYANT, 1828—

PRESIDENT, 1890, 1891, 1892.

THOMAS BRYANT was born in 1828, and received his medical education at Guy's Hospital. His father, the late T. Egerton Bryant, was Fothergillian Medallist and President of the Medical Society of London. Mr. Bryant became M.R.C.S. in 1849, Fellow in 1853, Member of Council in 1880, and of the Court of Examiners in 1882. In 1890 he was made President, and enjoyed the rare distinction of being twice re-elected. During his third year of office the Jubilee of the Fellowship of the College was celebrated, upon which occasion the President gave an address (*Lancet* 1893). In 1888 as Professor of Surgery and Pathology he lectured on the "Treatment of Tension as met with in Surgical Practice," and on "Surgical Interference in Cranial Injuries." He was Bradshaw Lecturer in 1889, his subject being "Colotomy—Lumbar and Iliac." On the occasion, in 1893, of the centenary of the death of John Hunter, he delivered the Hunterian Oration in the presence of Their Royal Highnesses the Prince of Wales and the Duke of York, and in 1896 was appointed Surgeon-Extraordinary to the Queen. Mr. Bryant was Surgeon at Guy's Hospital from 1857–88, and lectured on surgery in the school during a period of thirteen years. He is now

ROYAL COLLEGE OF SURGEONS

Consulting Surgeon to his Hospital. He has been Examiner on Surgery at the Universities of Cambridge and Durham, President of the Royal Medical and Chirurgical Society, the Medical Society of London, the Clinical, Hunterian, and Harveian Societies, as well as Vice-President of the Pathological Society. In 1896 he gave the Cavendish Lecture on the Centenary of Vaccination (*Lancet* 1896). His honorary degrees are the M.Ch. of the Royal University of Ireland, the M.D. of the Dublin University, and the Fellowship of the Irish College of Surgeons. He is also a Member of the Surgical Society of Paris. His works comprise "Lettsomian Lectures on the Surgical Diseases of Children," 1863; "Surgery," 1872, edit. 4, 1884; "Diseases of the Breast," 1887. Many important papers from his pen are to be found in the *Guy's Hospital Reports* and in the *Transactions of the Royal Medical and Chirurgical Society*, and in the *Lancet* of late years he has published interesting reminiscences of his general experience as a surgeon, his article, on "Rectal Surgery" having appeared in the columns of that journal as lately as 1898, and one on "Cysts of the Breast," in April 1900. Mr. Thomas Bryant is Representative of the College on the General Medical Council, of which he is Joint-Treasurer. He is the Senior Member of the College Council, and has devoted much time to the service of an institution in which he has always taken the keenest and most active interest—a fact attested by his having been thrice in succession elected its President. Mr. Bryant's remarkable industry is a strong feature in his character,

MASTERS AND PRESIDENTS

and no surgeon of Guy's can probably look back on a larger output of surgical knowledge, matured by a long and rich experience. At the College he has enjoyed a foremost place for many years. He never fails in his duty and devotion to it, and we all hope his wise guidance, genial presence, and active help may be preserved to us for many years to come.

JOHN WHITAKER HULKE

1830-1895.

PRESIDENT, 1893, 1894.

JOHN WHITAKER HULKE was born on November 6, 1830, and was the elder son of the well-known Deal practitioner of that name. The family, which has been medical for some 200 years, was driven from the Low Countries by the persecutions of the Duke of Alva, and his puritanic descent is supposed to have given to Hulke some of his more notable qualities—a somewhat austere manner, his thoroughness in everything he undertook, and his passionate devotion to truth and to straightforwardness. He was educated at King's College School, and after a visit of some duration to Germany, entered King's College Hospital, where he was dresser to Bowman and House Surgeon to Fergusson. It was during this period that he

ROYAL COLLEGE OF SURGEONS

accompanied his father to the death-bed of the Duke of Wellington. The Duke died of epilepsy, and young Hulke prepared a letter for the papers exactly descriptive of the event and destined to prevent sensational reports. This is an interesting historical document, and is comparable to the paper drawn up by Sir Henry Halford on the occasion of the exhumation of Charles I. Early in the Crimean War Hulke volunteered, and in 1855 was appointed Assistant Surgeon to the British Civil Hospital at Smyrna. He was sent thence to Sebastopol, and endured the hardship and misery of the whole of that terrible campaign with a complete devotion, and a soldierly courage, which was remarked upon at the time. Returning to England, he became Medical Tutor at King's College Hospital. In 1858 he was appointed Assistant Surgeon to Moorfields Hospital. Appointed Assistant Surgeon at King's College Hospital, he was compelled to retire under a time-limit, and transferred his services to the Middlesex Hospital, of which he died Senior Surgeon.

Sir William Bowman's early influence made itself felt in Hulke's devotion to Ophthalmology, in which he made a distinct mark. He was Jacksonian Prizeman in 1859, his essay dealing with the Morbid Changes of the Retina. In 1861 he published his "Treatise on the Ophthalmoscope," which excellently inducted the majority of the profession into the then new system of intra-ocular observation. His Arris and Gale Lectures (1870-71) dealt with the "Minute Anatomy of the Eye," and were republished in the *Lancet*. Finally he was elected F.R.S. at the age of thirty-six for his valuable

MASTERS AND PRESIDENTS

researches into the Anatomy of the Retina in Amphibia and Reptiles.

Hulke was no less esteemed as a general surgeon. In the wards at the Middlesex he established a supreme reputation for skill and patience. "There are no brilliant departures associated with his name," says his biographer in the *Lancet* for February 23, 1895, "but he was absolutely painstaking and wise, and quick to see what surgical movements would stand the test of time." He was to some degree a pioneer in cerebral surgery, though his masters must have taught him that it was a very serious matter to meddle with the brain. In operating he was slow, but his cautious procedure was perhaps the result of minute anatomical and surgical knowledge. As a clinical teacher he was "lucid, learned, and simple," a little intolerant of ignorance, however, just as in the examination-room he was a severe but undoubtedly telling cross-questioner, yet most anxious to be fair.

Hulke was a brilliantly versatile man, a good linguist and scholar, a learned Shakespearean, an excellent artist, a sportsman who shot or fished in the spirit of a naturalist, a splendid botanist, and a geologist of European reputation.*

At the College his career was brilliant, and he shone by virtue of his complete conscientiousness, carefulness, prudence, and devotion to a high standard of public duty, which he was constantly at pains to set before others.

* His bibliography in the Royal Society's "Catalogue of Scientific Papers" fills more than a column, and he contributed nine papers to the Medical and Chirurgical Society.

ROYAL COLLEGE OF SURGEONS

He became a Member in 1852; a Fellow in 1857; was an Examiner from 1876 to 1889; a Member of Council from 1881 to 1895; Vice-President in 1888-91; Bradshaw Lecturer ("On Fractures and Dislocations of Vertebral Column"), 1891, and President from 1893 to the time of his death. He was never known to miss a lecture, or a committee meeting, or to be a minute late. His devotion to duty led to his decease while he was still at the helm in this College. He was called to the Middlesex Hospital in the middle of a bitterly cold night early in 1895 in order to operate for strangulated hernia. He went, and did not return till 3.30. Bronchitis followed. He neglected it and continued his work, became worse, and in a fortnight he was dead of pneumonia (February 19, 1895). As he lay on his deathbed the Hunterian Oration, which he had prepared, was read for him in his absence by Mr. Bryant on February 14. His death left vacant the office of Foreign Secretary to the Geological Society, that of Senior Surgeon to the Middlesex Hospital, of Honorary Librarian to the Medico-Chirurgical Society, the Presidency of the Clinical Society, and that of the Royal College of Surgeons, a sufficient indication of his varied powers, and the high esteem in which he was held.

In 1883 Mr. Hulke was President of both the Geological and Pathological Societies. Few men have held so many high scientific offices as he; none of two such societies as these at one and the same time. It is quite unique. His work at the College, it should be added, was largely connected with the

MASTERS AND PRESIDENTS

development of the Museum. "No member of the Council was more intimately acquainted with its contents, the work done there, or with the immense value of the additions made to the various collections by the late and present conservators—Sir William Flower and Professor Stewart—for whose abilities he had the highest admiration."

In private life Mr. Hulke was one of the kindest and best of friends. His austerity completely disappeared. His conversation was of the most interesting kind, abounding in knowledge of men and things. He was always willing to impart that knowledge to others and in a way which never betrayed any sense of superiority or presumption on his part.

He was in many departments of knowledge one of the most accomplished of men, and coupled the most rigid integrity of conduct with a high sense of personal honour. As an examiner he was somewhat severe and unyielding. If the student failed to show the knowledge he demanded from him, mitigating circumstances proved of little avail.

CHRISTOPHER HEATH, 1835—

PRESIDENT, 1895, 1896

CHRISTOPHER HEATH was born in London in 1835, and educated at King's College, London. He became successively Lecturer on Anatomy and Assistant Surgeon

ROYAL COLLEGE OF SURGEONS

at the Westminster Hospital in 1862, and four years later Assistant Surgeon and Teacher of Operative Surgery at University College Hospital, where in 1875 he was appointed Surgeon and Holme Professor of Clinical Surgery. He is a Fellow of King's College, London, and Consulting Surgeon to the Dental Hospital. In 1867 he was awarded the Jacksonian Prize, and was an Examiner in Anatomy from 1875 to 1880. In 1881 he became a Member of Council of the College, and in 1883 a Member of Court of Examiners. Mr. Heath was twice President, having been first elected in February 1895, on the death of Mr. Hulke, and in the July following he was re-elected for the usual period of twelve months. He has also been Examiner for Surgical Degrees at the Universities of Cambridge, Durham, and London, and at the Royal College of Physicians. In 1889-91 he was President of the Clinical Society of London, and in 1897 he was given the Hon. LL.D. of the M'Gill University, Montreal. In 1887 as Hunterian Professor of Surgery and Pathology he lectured on "Certain Diseases of the Jaws." He was Bradshaw Lecturer in 1892, and chose for his subject, "The Surgery of the Nose and Accessory Cavities." In 1897 he delivered the Hunterian Oration. His works comprise: "A Course of Operative Surgery," edit. 2, 1884; "Manual of Minor Surgery," edit. 11, 1897; "Practical Anatomy," edit. 8, 1893; "Injuries and Diseases of the Jaws" (Jacksonian Prize), edit. 4, 1894; "Student's Guide to Surgical Diagnosis," edit. 2, 1883. He has also been editor of a "Dictionary of Practical Surgery," 2 vols., contributed to by distinguished

MASTERS AND PRESIDENTS

surgeons, 1886, and has sent various papers to the transactions of learned societies, and is author of many valuable and most practical clinical lectures.

Mr. Heath early in his career showed a very special aptitude in the art of surgery, of which his master, Sir William Fergusson, was so excellent an exponent. For thirty-three years Mr. Heath was one of the most active members of the Surgical Staff of University College, and his boldness and skill were exhibited in his successful case of simultaneous ligature of the Carotid and Subclavian Arteries for Aneurism in 1865. The patient lived for five years afterwards in spite of her intemperate habits. As a teacher Mr. Heath was at once direct and practical, and as an examiner prompt, penetrating, and just. He served the College in various capacities for many years, and in all of these devoted himself with zeal and energy to its interests.

SIR WILLIAM MAC CORMAC, BART., K.C.V.O.

1836—

PRESIDENT, 1896, 1897, 1898, 1899, 1900.

WILLIAM MAC CORMAC was born at Belfast in 1836, and is the eldest son of Henry Mac Cormac, M.D. He received his education in the Royal Belfast Institution, in Dublin, and in Paris ; and became B.A. and M.A., also M.Ch. and D.Sc. *honoris causâ* of the Queen's

ROYAL COLLEGE OF SURGEONS

University in Ireland, and received its gold medal. He was subsequently a Member of the Senate and Examiner in Surgery of the University, is Hon. M.D. and M.Ch. of the University of Dublin, and Fellow of the Royal College of Surgeons in Ireland. At the Belfast Royal Hospital he was successively Surgeon and Consulting Surgeon.

As Surgeon-in-Chief of the Anglo-American Ambulance he saw service at Metz and Sedan during the Franco-German War of 1870-71, as also during the Turco-Servian Campaign of 1876, where he acted as Chief Surgeon to the British National Aid Society for the sick and wounded in war, an office he continues to hold. He is also principal medical officer of the St. John's Ambulance Association.

For a period of twenty years he was Surgeon and Lecturer on Surgery at St. Thomas's Hospital, and is now Consulting Surgeon and Emeritus Lecturer on Clinical Surgery to the same institution, as well as Consulting Surgeon to the French, the Italian, and Queen Charlotte's Hospitals. He has been Examiner in Surgery in the University of London, the Royal College of Physicians, and for Her Majesty's Army, Naval, and Indian Medical Services. He has been President of the Medical Society of London, and Vice-President of the Royal Medical and Chirurgical Society.

He became a Member of the College in 1857, and was admitted a Fellow *ad eundem* in 1871. In 1883 he was first elected a Member of the Council, and in 1887 became a Member of the Court of Examiners. In

MASTERS AND PRESIDENTS

1893 he delivered the Bradshaw Lecture, choosing as his theme "Sir Astley Cooper and his Surgical Work." In 1896 he was elected President of the College, an office he now holds for the fifth consecutive year.

In the year 1881 he acted as Hon. Secretary-General of the International Medical Congress at its meeting in London, and received the honour of knighthood in consideration of his services upon this important occasion. He was created a baronet at the time of Her Majesty's Jubilee in 1897, and in the same year he was appointed a Surgeon-in-Ordinary to H.R.H. the Prince of Wales. In September 1898 he received at the hands of Her Majesty the distinction of Knight Commander of the Royal Victorian Order, in recognition of services rendered to H.R.H. the Prince of Wales, upon whom he attended earlier in the year when the Prince had incurred a serious injury.

On March 9th 1897 the Marquess of Dufferin and Ava presented to the Queen's College in Belfast, on behalf of the subscribers, a portrait of Sir William Mac Cormac, which had been painted at the request of a number of his old fellow graduates.

They desired to have some lasting evidence of his connection with the institution, and to give this expression to their personal regard.

In making the presentation Lord Dufferin said amongst other things :

"We are all proud when men like Sir William add fresh lustre to the reputation of our country and bring more laurels to her feet.

ROYAL COLLEGE OF SURGEONS

"Most heartily do I congratulate you gentlemen who have been promoters of this auspicious occasion which has brought us together. Most heartily also do I congratulate this College upon the legitimate pride it takes in its great *alumnus*, and still more sincerely do I congratulate Sir William Mac Cormac on finding himself surrounded by such hosts of friends, by such warm admirers, and on receiving at the hands of his fellow-countrymen so enviable a tribute to his great talents, his private character, and his professional reputation."

At the Annual Dinner on May 12 1897 of the Belfast Graduates Association in London, Sir William Mac Cormac, the first President of the Society, was entertained at dinner as a guest, and presented with an Address, signed by the Members. It read as follows :

"We the undersigned old Students of Queen's College, Belfast, cannot let the occasion of our annual dinner pass without tendering to you our heartiest and most sincere congratulations on the great honour which has been done you since our last reunion by your election as President of the Royal College of Surgeons of England. We rejoice that a distinction which has never previously been granted to one not educated in a metropolitan school should be, by the voice of his London brethren, conferred on an old Student of Queen's College, Belfast, and we regard it as a recognition of your profound

MASTERS AND PRESIDENTS

learning and faultless conduct in your profession, which is in the highest degree honourable alike to you who receive, and to those who render it."

The Old House Surgeons of St. Thomas's Hospital who had held office there between the years 1871 and 1894, the period during which Sir William Mac Cormac was first Assistant Surgeon, and afterwards Surgeon to the Hospital, entertained him at dinner on May 24, 1899, in honour of his third year of office as President of the Royal College of Surgeons. The chair was occupied by the Senior Old House Surgeon, Mr. George C. Franklin of Leicester.

Of one hundred and thirty gentlemen who had served the office during this time sixteen have since died, and twenty-two reside in different and distant parts of the world, whence they sent telegrams and letters of cordial approval. Of a possible number of eighty-six who might have been able to be present seventy-seven actually assembled. During the evening the Chairman presented Sir William Mac Cormac with an Address written in the following terms :—

"The accompanying list of signatures of Old House Surgeons, and Assistant House Surgeons, to St. Thomas's Hospital, between the years 1871 and 1894, is presented to Sir William Mac Cormac, Bart., K.C.V.O., on the occasion of a dinner given to him by them during his third year of tenure of the office of President of the Royal College of Surgeons of England, as a mark of their warm appreciation and

ROYAL COLLEGE OF SURGEONS

friendship. They take this opportunity of expressing their admiration of his services to the advance of the Science of Surgery in the Hospital and on the field of battle, his unwearied efforts to promote the interests of the medical profession and to maintain its high status, his services to St. Thomas's Hospital and to its Medical School, and his unvarying kindness and help to his pupils and friends."

The Address was contained in an album beautifully illuminated, and the signatures of all his former House Surgeons were appended to it.


On the occasion of the Jubilee of the Imperial Military Academy of Medicine in St. Petersburg in 1898 he was appointed an Honorary Member of the Academy, and he is an Honorary Fellow or Member of the Royal Academy of Medicine in Ireland, of the Academies of Medicine of Paris, of Brussels, of Munich, and of Rome, and of many other Foreign Medical and Surgical Societies. He is also a Commander of the Legion of Honour, Commander of the Orders of the Dannebrog of Denmark, the Crown of Italy, and the Takovo of Servia. He holds the Orders of the Crown of Prussia, St. Iago of Portugal, North-Star of Sweden, Ritter-Kreuz of Bavaria, Merit of Spain, and the Medjidieh.

He has published numerous papers upon surgical subjects in the medical journals, besides others addressed to medical societies, and is the author of "Work Under the Red Cross," which has been translated into every European language and into Japanese, and



Frederick H. Allen, Ph.D.

SIR WILLIAM MAC CORMAC, BART., K.C.V.O.



MASTERS AND PRESIDENTS

treatises on "Surgical Operations" and "Antiseptic Surgery."

Sir William Mac Cormac delivered the Hunterian Oration at the College on February 14, 1899, in the presence of H.R.H. the Prince of Wales, the Portuguese Minister (M. de Soveral), the Lord Chief Justice of England (Lord Russell of Killowen), Lord Lister, Lord Acton, Lord Shand, General Sir Archibald Hunter, General Sir William Gatacre, the President of the College of Physicians (Sir Samuel Wilks), the Vice-Presidents, Fellows and Members of the College, and other distinguished persons.

In 1899 and 1900 he acted as a Consulting Surgeon to the Field Force in South Africa during the War against the Transvaal and the Orange Free State.

Sir William Mac Cormac went to South Africa as Consulting Surgeon to the South African Field Force on November 4, 1899, and returned to England on April 26, 1900, having seen much active service during that time both in Cape Colony and in Natal. Almost immediately after his return he was, on April 28, in conjunction with Mr. Treves, entertained at a Banquet at the Reform Club, presided over by Lord Rosebery, who spoke, on this occasion, in eloquent terms of the services rendered during time of war by those who were themselves non-combatants.

At a Court of Assistants of the Worshipful Company of Salters of the City of London, holden on Thursday, April 5, 1900, it was resolved,

"That the Honorary Freedom and Livery of this Ancient Guild be presented to Sir William

ROYAL COLLEGE OF SURGEONS

Mac Cormac, Bart., K.C.V.O., President of the Royal College of Surgeons, in recognition of the eminent position he has attained as a Surgeon, and of the patriotic manner in which he acquiesced in the request of the Government by placing himself at their disposal for the benefit of our Army now engaged in War with the Transvaal and Free State Republics, South Africa, and that a Copy of the Freedom, engrossed on vellum, be presented to him in a Silver and Gilt Casket."

The ceremony of admission and presentation took place, with all its old-time formalities, at Salters' Hall on June 18, 1900, in the presence of the Master, Wardens, and Court of Assistants, who thereupon extended to their newly-elected Freeman the right hand of Fellowship.

At a meeting of the Dublin University held in June 1900, the Honorary Degrees of M.D. and M.Ch. were conferred upon Sir William Mac Cormac by the Vice-Chancellor of the University. The Public Orator, Dr. Tyrrell, in introducing Sir William Mac Cormac, said :

"Duco deinceps ad vos baronettum insignem, Regii Chirurgorum Collegii quondam in Hibernia Socium nunc in Anglia Praesidem, Equitem Commendatorem ordini Victoriae adscriptum, Guilelmum Mac Cormac.

"Fuit mihi in animo plurimos illos honores quos Europa et America certatim in eum cumulaverunt et ministeria speciosa quae procuravit

MASTERS AND PRESIDENTS

recensere et enarrare. Sed ad nomina ipsa efferenda dies deficeret; neque ut libet ita vacat in gradibus omnibus commorari quibus ad illud fastigium escendit quod nemo (nisi fallor) umquam antea attigit qui non Scholae Anglicae Chirurgorum operatus disciplina Anglica imbutus est. Ovanti animo Collegio Chirurgorum Anglorum nunc quartum praefectum Hibernum nomine ipso Hiberniorem excipimus.

“Postquam domi adhuc iuvenis inclaruit, terrarum orbi, ut ita dicam, laudes aequavit cum, in bello illo inter Gallos et Germanos abhinc ferme triginta annis commisso, nosocomio illi vago praefuit quod Anglia una cum America (sub nomine mire ab *ambulando* conficto) ad saucios curandos instituerat. Postea in Pannonia et Moesia, nuper in Africa, officio haud dissimili simili arte et ingenio functus est. Iure igitur virum qui tribus magnis bellis tam praesenti fortudine et eximia facultate interfuit quaeque terra, quaeque civitas, quantopere miretur testari certat, adeo ut pectus satis hercle amplum paene exilius sit quam ut capiat insignia omnia et nomismata in hominem undique congesta. Admiramini spolia non necando sed medendo reportata. Post res non cruenta sed salutari manu gestas

“phaleris hic pectora fulget.

“Hunc igitur hominem, grande Hiberniae decus, libenter purpura nostra decoramus.”

ROYAL COLLEGE OF SURGEONS

In a letter dated October 1900, His Excellency the French Ambassador in London, writing to Sir William Mac Cormac, expresses himself as follows :

“ MONSIEUR,

“ Le Ministre des Affaires Etrangères me fait connaître que M. le Président de la République vient, sur sa proposition, vous conférer la croix de Commandeur de la Légion d'Honneur.

“ Le Gouvernement de la République a voulu ainsi reconnaître les éminents services que vous rendez depuis tant d'années à nos nationaux comme Chirurgien de notre Hôpital à Londres, et montrer qu'il n'a pas oublié le dévouement dont vous faites preuve en mettant votre talent au service de nos blessés pendant la Guerre de 1870-71. Il a tenu notamment à vous témoigner combien il appréciait la part brillante que vous avez prise au Congrès Médical International tenu à Paris pendant cette année.

“ Je suis particulièrement heureux d'avoir à vous annoncer cette décision, et j'ai l'honneur de vous transmettre les insignes de Commandeur de la Légion d'Honneur.

“ Agréez, Monsieur, les assurances

“ de ma haute considération,

“ PAUL CAMBON.”

Her Majesty has been graciously pleased to grant to Sir William Mac Cormac her permission to accept and wear this high decoration.

MASTERS AND PRESIDENTS

Many Members of the Council of the College desire that the following addition should be made :—

“Sir William Mac Cormac has been elected President for the unprecedented term of five years. First elected in 1896, he was re-elected in 1897, 1898, 1899, and, lastly, in 1900, the Centenary Year of the College.

“No greater tribute could be paid to the services rendered by the President to his country and to his profession than is embodied in this fact.

“Of the sixty-one Presidents who have held office, either by this name or by that of the more ancient title of ‘Master,’ during the century which will close with this year, the great majority held office for one year only, six appear to have held office for three years, and one, the late Sir William Savory, for four. Sir William Mac Cormac’s tenure of office has not only exceeded the last-named, but he has also had the distinguished honour of being selected to occupy the Presidential Chair on the occasion of the celebration of the Centenary of the Royal College of Surgeons of England.

“It is not difficult to indicate the high personal qualifications which have made it desirable that Sir William Mac Cormac should be thus associated with the College as its President for so exceptional a period, and on so important an occasion. In his public work as a Surgeon, and as a Teacher of Surgery in a great metropolitan School of Medicine, and more especially in rendering valuable service in time of war and public sorrow, to the wants and demands of our own

ROYAL COLLEGE OF SURGEONS

Empire, as well as those of other Nations, Sir William Mac Cormac has ever been at the front, to the great advantage of his fellow-countrymen, as well as of the people of other Countries, to the College also, and to the aims and objects of scientific Surgery.

“Of the results of his zeal in furthering the success of the Centenary Celebration of the College it may, perhaps, be premature now to speak. To have succeeded, however, in bringing together within the walls of the College, under Royal and distinguished auspices, many of the most prominent Surgeons of the world is a task of which Sir William Mac Cormac may well be proud. He has largely contributed towards this end by his energy and by his influence over others, and his name will ever be associated with the Presidency in the Centenary Year of 1900.”



