

**Annual returns of the European army of India and of the native army and jail population of the Bengal Presidency for the years from 1871 to 1876 / by James L. Bryden.**

**Contributors**

Bryden, James L. 1833-1880.  
Royal College of Physicians of London

**Publication/Creation**

Calcutta : Superintendent of Government Printing, 1878.

**Persistent URL**

<https://wellcomecollection.org/works/razfk5y8>

**Provider**

Royal College of Physicians

**License and attribution**

This material has been provided by This material has been provided by Royal College of Physicians, London. The original may be consulted at Royal College of Physicians, London. where the originals may be consulted. This work has been identified as being free of known restrictions under copyright law, including all related and neighbouring rights and is being made available under the Creative Commons, Public Domain Mark.

You can copy, modify, distribute and perform the work, even for commercial purposes, without asking permission.



Wellcome Collection  
183 Euston Road  
London NW1 2BE UK  
T +44 (0)20 7611 8722  
E [library@wellcomecollection.org](mailto:library@wellcomecollection.org)  
<https://wellcomecollection.org>



ANNUAL RETURNS  
OF THE  
EUROPEAN ARMY OF INDIA  
AND OF THE  
NATIVE ARMY  
AND  
JAIL POPULATION OF THE BENGAL PRESIDENCY  
FOR THE YEARS FROM  
1871 TO 1876.


BY  
JAMES L. BRYDEN, M.D., SURGEON-MAJOR, BENGAL ARMY,  
STATISTICAL OFFICER ATTACHED TO THE SANITARY COMMISSIONER WITH THE GOVERNMENT OF INDIA.



CALCUTTA:  
OFFICE OF THE SUPERINTENDENT OF GOVERNMENT PRINTING.  
1878.

SL(f)

SL/27-S-f-31







Vol. 4

~~1878~~  
ANNUAL RETURNS

OF THE

EUROPEAN ARMY OF INDIA

AND OF THE

NATIVE ARMY

85

AND

102. a. 4

JAIL POPULATION OF THE BENGAL PRESIDENCY

FOR THE YEARS FROM

1871 to 1876.

INDIA. Sanitary Commissioner

BY

JAMES L. BRYDEN, M.D., SURGEON-MAJOR, BENGAL ARMY,

STATISTICAL OFFICER ATTACHED TO THE SANITARY COMMISSIONER WITH THE GOVERNMENT OF INDIA



CALCUTTA:

OFFICE OF THE SUPERINTENDENT OF GOVERNMENT PRINTING.

1878. >

# ANNUAL RETURNS

OF THE

## EUROPEAN ARMY OF INDIA

AND OF THE

## NATIVE ARMY

ROYAL COLLEGE OF PHYSICIANS	
LIBRARY	(541.2)
CLASS	312(54)
ACC	29717
EDU	
DATE	9.12.63

SL

FOR THE YEARS FROM

1871 to 1876.

CALCUTTA:

PRINTED BY THE SUPERINTENDENT OF GOVERNMENT PRINTING,  
8, HASTINGS STREET.

BY

JAMES L. BRYDEN, M.D., SENIOR-MEDICAL OFFICER, ARMY.

STATISTICAL OFFICER ATTACHED TO THE MILITARY COMMISSIONER WITH THE GOVERNMENT OF INDIA.



CALCUTTA:

OFFICE OF THE SUPERINTENDENT OF GOVERNMENT PRINTING.

1876.

## PREFACE.

---

By direction of the Secretary of State for India, the Annual Returns of the Native Armies of Madras and Bombay and the Jail Statistics of these Presidencies, will in future be arranged on the plan followed in this Volume, and incorporated with this Series of Tables.

The Returns of the Six Years from 1871 to 1876, for the European Army of India and for the Native Army and Jail Population of the Bengal Presidency, appear in this Volume. The Volume in succession to which it is published, in which were contained the Returns of the Armies and Jails of Bengal from the Mutiny Year up to 1870, was issued in 1871.

SIMLA, }  
*The 1st January 1876.* }

Digitized by the Internet Archive  
in 2015



# CONTENTS.

The Series of Tables for each of the Six Years 1871-76 is numbered as follows :

European Army of India	I—XXXIII
Women and Children of European Regiments	I—XIV
Native Army of Bengal	I—XVII
Jail Population of Bengal	I—XIII

A General Summary, detailing the Causes of Admissions and Deaths, concludes the Series of Tables for each year.

To the arrangement as below detailed, there is one exception only. The general prevalence of the epidemic of Dengue in 1872 necessitated the introduction of an additional Table, which appears as XXIV of the Series for 1872, and the Tables which follow in the usual order are numbered from XXV to XXXIV.

## 1. EUROPEAN ARMY OF INDIA.

	TABLE
Sickness and Mortality among the European Troops composing the Army of India during the Year, and the prevalence of the principal Diseases in each Month of the Year	I
Sickness and Mortality among the Troops composing the Army of the Bengal Presidency	II
Sickness and Mortality among the Troops composing the Army of the Madras Presidency	III
Sickness and Mortality among the Troops composing the Army of the Bombay Presidency	IV
Comparative Statement of the Ratios of Sickness and Mortality in the Armies of the Three Presidencies	V
 Sickness and Mortality among the Troops serving in Bengal Proper	 VI
Sickness and Mortality among the Troops serving in the Dinapore, Benares, Oudh and Cawnpore Districts	VII
Sickness and Mortality among the Troops serving in the Rohilcund and Meerut Districts	VIII
Sickness and Mortality among the Troops serving in the Agra District and in Central India	IX
Sickness and Mortality among the Troops serving in the Punjab	X
Sickness and Mortality among the Troops occupying Hill Stations	XI
Sickness and Mortality among the Troops occupying the Convalescent Depôts during the Hot Season	XII
Sickness and Mortality among the Troops serving in Rajpootana, Malwa, Scinde and Aden	XIII
Sickness and Mortality among the Troops serving in the Deccan and in Nagpore	XIV
Sickness and Mortality among the Troops serving in Southern India	XV
Sickness and Mortality among the Troops serving in Burmah and Pegu	XVI
Sickness and Mortality among the Troops occupying the Hill Stations and Hill Depôts of the Madras and Bombay Presidencies	XVII
Comparative Statement of the Ratios of Sickness and Mortality among the Troops serving in the various Provinces of the Bengal Presidency	XVIII
Comparative Statement of the Ratios of Sickness and Mortality among the Troops serving in the various Provinces of the Madras and Bombay Presidencies	XIX
 General Statistics of Sickness and Mortality in the principal Military Stations of the Three Presidencies, and the Daily Sick-rate of each Month	 XX
Ratio in which the principal Diseases have contributed to make up the Admission-rate of the Year in the chief Military Stations	XXI
Mortality in each Station, the Causes of Death, and the Ratio of Deaths to Strength	XXII
 Prevalence of Cholera in each Month, and the Distribution of the Disease by Stations and Provinces	 XXIII
Prevalence of Fever in each Month, and the Distribution of Fevers by Stations and Provinces	XXIV
Prevalence of Enteric Fever in each Month, and the Distribution of the Disease by Stations and Provinces	XXV
Prevalence of Apoplexy and Sunstroke in each Month, and the Distribution of these Diseases by Stations and Provinces	XXVI
Detail of the Causes of Death in the Armies of the Three Presidencies	XXVII
Detail of the Causes of Invaliding in the Armies of the Three Presidencies	XXVIII

Gain and Loss in Strength of the Regiments composing the Army of India—	...	...	TABLE XXIX
A.—Gain and Loss of Different Arms.			
B.—Gain and Loss of the Army of each Presidency.			
Admissions, Deaths, and Invaliding of each Regiment and Battery of the Army of Bengal for the Year—			XXX
1.—Regiments of Bengal Proper.			
2.—Regiments of Behar, Benares, Oudh and Cawnpore.			
3.—Regiments of Rohilkund and Meerut.			
4.—Regiments of Agra and Central India.			
5.—Regiments of the Punjab.			
6.—Regiments cantoned at Hill Stations.			
7.—Convalescent Depots.			
(The Annual Relief of the Army of the Three Presidencies, for each year, follows Table XXX.)			
Admissions, Deaths and Invaliding of each Regiment and Battery of the Armies of Madras and Bombay—	...	...	XXXI
1.—Regiments of Rajpootana, Malwa, Scinde and Aden.			
2.—Regiments of the Deccan and Nagpore.			
3.—Regiments of Southern India.			
4.—Regiments of Burmah and Pegu.			
Number of Days spent in Hospital by the Men of each Regiment and Battery in the Three Presidencies			XXXII
Distribution of the Army of India in the middle of each year	...	...	XXXIII
(An Index to the three preceding Tables.)			

## WOMEN AND CHILDREN OF EUROPEAN REGIMENTS.

Sickness and Mortality among the Women of Regiments composing the Army of India, and the prevalence of the principal Diseases in each Month	...	...	I
Sickness and Mortality among the Children of Regiments composing the Army of India, and the prevalence of the principal Diseases in each Month	...	...	II
Sickness and Mortality among the Women of the Army of Bengal	...	...	III
Sickness and Mortality among the Children of the Army of Bengal	...	...	IV
Sickness and Mortality among the Women of the Army of Madras	...	...	V
Sickness and Mortality among the Children of the Army of Madras	...	...	VI
Sickness and Mortality among the Women of the Army of Bombay	...	...	VII
Sickness and Mortality among the Children of the Army of Bombay	...	...	VIII
Distribution by Stations of the Deaths of the Women of the Army of India	...	...	IX
Distribution by Stations of the Deaths of the Children of the Army of India	...	...	X
Distribution by Stations of the Cholera of the Women of the Army of India	...	...	XI
Distribution by Stations of the Cholera of the Children of the Army of India	...	...	XII
Detail of the Admissions and Deaths of the Women of the Armies of the Three Presidencies	...	...	XIII
Detail of the Admissions and Deaths of the Children of the Armies of the Three Presidencies	...	...	XIV

## 2. NATIVE ARMY OF BENGAL.

Sickness and Mortality among the Native Troops of the Regular Army serving in the Bengal Presidency during the year, and the prevalence of the principal Diseases in each Month of the Year	...	...	I
Sickness and Mortality among the Troops serving in Bengal Proper and in Assam	...	...	II
Sickness and Mortality among the Troops serving in the Dinapore, Benares, Oudh and Cawnpore Districts	...	...	III
Sickness and Mortality among the Troops serving in the Meerut District and in Rohilkund	...	...	IV
Sickness and Mortality among the Troops serving in the Agra District and in Central India	...	...	V
Sickness and Mortality among the Troops serving in the Punjab	...	...	VI
Sickness and Mortality among the Troops composing the Central India Irregular Force	...	...	VII
Sickness and Mortality among the Troops composing the Punjab Frontier Force	...	...	VIII
Sickness and Mortality among the Troops, Regular and Irregular, serving Trans-Indus	...	...	IX
Comparative Statement of the Ratios of Sickness and Mortality among the Native Troops serving in the various Provinces	...	...	X



	TABLE
The Daily Sick-rate of each Station in each Month ... ..	XI
Ratio in which the Chief Diseases have contributed to make up the Admission-rate of each Station ...	XII
The Mortality in each Station, the Causes of Death, and the Ratio of Deaths to Strength ...	XIII
Prevalence of Cholera in each Month, and the Distribution of the Disease by Stations and Provinces...	XIV
Prevalence of Fevers in each Month, and the Distribution of Fevers by Stations and Provinces ...	XV
Admissions, Deaths and Invaliding of each Regiment— ... ..	XVI
1.—Regiments of Bengal Proper, Bhootan and Assam.	
2.—Regiments of Behar, Benares, Oudh and Cawnpore.	
3.—Regiments of Rohilkund and Meerut.	
4.—Regiments of Agra and Central India.	
5.—Regiments of the Punjab.	
6.—Regiments of the Punjab Frontier Force.	
7.—Regiments of the Central India Irregular Force.	
(Statement showing the Gain and Loss in Strength of the Regular Army follows Table XVI, and a similar Statement showing the Gain and Loss of the Regiments of the Central India Force and Punjab Frontier Force, is appended to Tables VII and VIII.)	
(The Annual Relief for each year concludes the Series of Tables for the Native Army of the Bengal Presidency.)	
Sickness and Mortality among the Regiments of the Madras Army occupying Stations in the Bengal Presidency ... ..	XVII

### 3. JAIL POPULATION OF BENGAL.

Sickness and Mortality among the Jail Population of the Bengal Presidency during the Year, and the prevalence of the principal Diseases in each Month of the Year ... ..	I
Sickness and Mortality among the Jail Population in Lower Bengal and in Assam ... ..	II
Sickness and Mortality among the Jail Population in Chota Nagpore, and in the Dinapore, Benares, Oudh and Cawnpore Districts ... ..	III
Sickness and Mortality among the Jail Population in the Central Provinces, excluding Jubbulpore and Saugor ... ..	IV
Sickness and Mortality among the Jail Population in the Agra District and in Central India ... ..	V
Sickness and Mortality among the Jail Population in the Rohilkund and Meerut Districts ... ..	VI
Sickness and Mortality among the Jail Population in the Punjab ... ..	VII
Comparative Statement of the Ratios of Sickness and Mortality among the Jail Population in the various Provinces ... ..	VIII
General Statistics of Sickness and Mortality in each Jail, and the Number Daily Sick in each Month...	IX
Ratio in which the principal Diseases have contributed to make up the Admission-rate of the Year in each Jail ... ..	X
Prevalence of Cholera in each Month, and the Distribution of the Disease by Stations and Provinces...	XI
The Mortality in each Jail, the Causes of Death, and the Ratio of Deaths to Strength ... ..	XII
Detail of the Admissions and Deaths of the Jail Population in each Province ... ..	XIII

### GENERAL SUMMARY.

Detail of the Causes of the Admissions and Deaths of the European Army of the Three Presidencies and of the Native Army and Jail Population of the Bengal Presidency.



EUROPEAN TROOPS, 1871.





# EUROPEAN TROOPS, 1871.

## I.

TABLE showing the SICKNESS and MORTALITY among the EUROPEAN TROOPS composing the ARMY of INDIA during the Year 1871, and the prevalence of the principal Diseases in each Month of the Year.

MONTHS.	Average Strength.	Average Number Daily Sick.	Number Daily Sick per 1,000 of Strength.	Number of Deaths.	Dead per 1,000 of Strength.	CAUSES OF DEATHS IN HOSPITAL.																	Deaths out of Hospital.	Suicidal Deaths.				
						Cholera.	Smallpox.	Fever, Intermittent.	Fever, Remittent.	Fever, Continued.	Enteric Fever.	Apoplexy.	Delirium Tremens.	Dysentery.	Diarrhoea.	Hepatitis.	Spleen Disease.	Respiratory Diseases.	Heart Diseases.	Phthisis Pulmonalis.	Dropsy.	Scurvy.			Atrophy and Anæmia.	Wounds and Accidents.	All other Causes.	
January	55,175	2,847	51.6	95	1.72	...	1	...	3	3	11	4	1	2	...	13	...	13	11	9	...	...	...	2	11	10	1	
February	56,189	2,977	53.0	63	1.12	...	...	...	...	...	8	2	...	3	...	14	...	4	4	10	...	...	...	...	...	9	2	
March	55,969	2,965	53.5	64	1.14	...	...	...	...	...	5	1	1	...	...	13	...	3	9	9	...	...	...	...	...	6	4	
April	57,929	3,104	53.6	70	1.21	...	...	...	9	3	3	2	1	3	...	10	...	3	5	8	...	...	...	...	...	3	4	
May	57,453	3,333	58.0	104	1.81	...	...	...	...	...	4	6	...	...	...	10	...	4	8	8	...	...	...	...	...	9	1	
June	57,259	3,579	62.3	85	1.49	...	...	...	8	3	7	13	4	6	...	8	...	4	7	10	...	...	...	...	...	4	...	
July	57,193	3,687	64.5	78	1.36	...	...	...	9	...	14	2	3	11	...	11	...	3	1	7	...	...	...	...	...	4	4	
August	57,087	3,786	66.3	100	1.75	...	...	...	9	1	11	2	3	12	1	18	...	...	9	6	...	...	...	...	...	6	6	
September	56,951	3,703	65.0	82	1.44	...	...	...	12	2	13	2	3	12	1	19	...	1	7	12	...	...	...	...	...	3	3	
October	56,077	3,458	61.7	87	1.55	...	...	...	6	3	9	2	3	6	1	16	...	3	11	6	...	...	...	...	...	6	2	
November	57,198	3,162	55.9	89	1.55	...	...	...	7	...	3	...	...	6	3	15	...	1	9	12	...	...	...	...	...	8	6	
December	56,818	2,872	50.5	79	1.39	...	...	...	4	1	4	1	...	9	1	8	...	18	12	6	...	...	...	...	...	4	3	
						62	1	1	78	29	92	47	22	76	7	155	1	56	93	87	...	2	4	7	89	61	35	
Died per 1,000 of the Average Strength.																												
For the year	56,806	3,291	57.9	996	1.743	1.09	.02		1.74		1.62	.83	.39	1.34	.12	2.73	.02	.99	1.63	1.53	...	.63	.07	.12	1.57	1.07	.62	

CAUSES OF ADMISSIONS.	NUMBER OF ADMISSIONS INTO HOSPITAL IN EACH MONTH.												Total Admitted during the Year.	Admitted per 1,000 of Strength.	Died out of each hundred treated.
	Jan.	Feb.	March.	April.	May.	June.	July.	Aug.	Sept.	Oct.	Nov.	Dec.			
	...	...	...	...	...	...	...	...	...	...	...	...			
Cholera	...	...	3	3	72	6	3	2	4	...	24	2	119	2.1	52.10
Smallpox	2	...	...	3	4	...	...	...	1	...	3	2	15	.3	6.07
Fever, Intermittent	1,739	1,168	1,143	1,248	1,975	1,795	2,021	2,694	1,962	2,554	1,677	1,198	21,174	372.7	...
Remittent	55	43	51	115	184	196	189	184	191	227	129	84	1,648	2.9	...
Continued	259	259	490	635	1,170	834	812	1,909	724	690	345	291	7,239	12.6	1.08
Enteric Fever	35	16	8	12	16	18	16	16	32	15	8	15	267	3.6	49.96
Apoplexy	9	4	6	19	12	33	11	13	8	3	3	4	125	2.2	37.69
Delirium Tremens	24	16	23	21	19	25	34	43	24	28	29	13	290	5.1	7.59
Dysentery	182	137	116	139	204	202	183	293	199	221	181	197	2,245	39.5	3.34
Diarrhoea	219	182	229	294	304	311	452	476	317	283	245	256	3,568	62.8	2.0
Hepatitis	255	246	232	215	299	311	326	359	305	316	254	182	3,309	58.1	1.67
Spleen Disease	30	23	21	32	39	41	32	31	41	48	24	22	375	6.6	...
Respiratory Diseases	433	469	444	383	412	289	281	357	254	295	274	386	4,321	76.1	1.30
Phthisis Pulmonalis	50	36	36	38	45	39	49	58	47	54	51	47	559	9.7	15.64
Scurvy	3	1	2	...	...	2	3	...	3	...	1	4	29	.3	10.00
Itch	347	275	277	285	368	313	323	299	256	337	285	228	3,591	63.2	...
Veneral Diseases	1,178	1,063	1,042	1,051	1,071	778	744	818	686	912	897	947	11,179	196.8	...
Eye Diseases	85	82	110	142	132	117	111	161	109	109	85	89	1,323	23.3	...
Abscess and Ulcer	455	389	421	480	614	482	442	547	345	457	361	373	5,366	94.5	...
Wounds and Accidents	483	478	463	445	567	570	355	408	367	471	498	580	5,395	95.0	...
All other causes	747	704	734	827	1,018	940	1,014	1,245	709	977	729	616	10,202	181.4	...
	6,681	5,461	5,761	6,375	8,518	7,103	7,398	9,116	6,046	7,938	5,908	5,434	82,345		
Admitted per 1,000 of the Average Strength in each Month.															
	121.1	97.2	102.9	110.1	148.3	121.1	129.3	159.7	116.7	141.6	102.6	95.6	144.9		

# EUROPEAN TROOPS, 1871.

## II.

TABLE showing the SICKNESS and MORTALITY among the EUROPEAN TROOPS composing the ARMY of the BENGAL PRESIDENCY during the Year 1871, and the prevalence of the principal Diseases in each Month of the Year.

MONTHS.	Average Strength.	Average Number Daily Sick.	Number Daily Sick per 1,000 of Strength.	Number of Deaths.	Died per 1,000 of Strength.	CAUSES OF DEATHS IN HOSPITAL.																					
						Cholera.	Smallpox.	Fever, Intermittent.	Fever, Remittent.	Fever, Continued.	Enteric Fever.	Apoplexy.	Delirium Tremens.	Dysentery.	Diarrhoea.	Hepatitis.	Spleen Disease.	Respiratory Diseases.	Heart Diseases.	Phthisis Pulmonalis.	Dropsy.	Scurvy.	Atrophy and Anæmia.	Wounds and Accidents.	All other Causes.	Deaths out of Hospital.	Suicidal Deaths.
January	34,170	1,751	51.2	55	1.61	...	1	...	2	...	3	2	1	...	...	8	...	11	7	5	...	...	...	1	8	5	1
February	34,413	1,851	53.8	32	.93	...	...	...	...	...	5	...	...	...	...	6	...	4	1	5	...	...	...	...	4	4	1
March	34,600	1,879	54.2	42	1.21	2	...	...	...	...	5	...	...	...	...	...	...	1	6	5	...	...	...	...	4	5	4
April	35,797	1,932	54.0	41	1.15	3	...	...	...	...	2	...	...	...	...	...	...	3	3	4	...	...	...	...	5	2	2
May	35,461	2,135	60.2	49	1.38	1	...	...	6	...	6	...	...	...	...	...	...	4	5	6	...	...	...	...	3	3	...
June	35,369	2,248	63.6	61	1.78	2	...	...	...	...	6	9	3	4	...	5	...	4	6	8	...	...	...	...	3	2	...
July	35,300	2,296	65.0	48	1.36	...	...	...	...	...	10	1	1	5	...	9	...	2	...	6	...	...	...	...	3	2	...
August	35,212	2,445	69.4	74	2.10	2	...	...	9	...	9	6	1	8	...	11	...	...	7	4	...	...	...	...	8	1	5
September	35,127	2,428	69.1	52	1.48	2	...	...	...	...	8	2	1	2	...	11	1	...	4	2	...	...	...	...	2	2	2
October	35,017	2,238	63.9	53	1.51	...	...	...	6	...	4	1	2	3	1	12	...	2	5	5	...	...	...	1	6	3	1
November	35,338	1,937	54.5	63	1.77	11	...	...	5	...	3	...	...	5	2	11	...	1	7	5	...	...	...	...	5	5	3
December	35,383	1,770	50.0	54	1.53	1	...	...	4	...	3	1	...	5	1	4	...	16	7	4	...	...	...	...	2	5	...
						25	1	...	66	13	60	28	9	41	4	96	1	48	58	58	...	1	4	4	52	37	20
Died per 1,000 of the Average Strength.																											
For the year	35,122	2,080	59.2	626	1.783	.71	.03	...	2.25	...	1.71	.80	.25	1.17	.12	2.73	.03	1.37	1.65	1.65	...	.03	.12	.12	1.47	1.05	.57

CAUSES OF ADMISSIONS.	NUMBER OF ADMISSIONS INTO HOSPITAL IN EACH MONTH.												Total Admitted during the year.	Admitted per 1,000 of Strength.	Died out of each hundred treated.
	Jan.	Feb.	March.	April.	May.	June.	July.	Aug.	Sept.	Oct.	Nov.	Dec.			
Cholera	...	...	3	3	1	3	2	2	2	...	23	2	41	1.2	31.00
Smallpox	...	2	...	3	4	...	...	...	...	...	1	2	12	.3	8.33
Fever, Intermittent	1,251	809	752	878	1,401	1,151	1,394	1,897	1,340	1,853	1,213	839	14,658	417.3	...
Remittent	21	23	38	84	113	104	137	160	168	199	104	60	1,232	...	...
Continued	137	166	225	446	825	623	515	768	558	365	149	192	4,882	173.2	1.28
Enteric Fever	17	13	6	8	12	14	10	14	17	8	8	7	134	3.8	44.78
Apoplexy	3	...	3	7	2	20	7	11	5	2	3	1	64	1.8	43.75
Delirium Tremens	9	6	9	11	11	13	19	17	11	11	6	6	129	3.7	6.98
Dysentery	89	67	61	84	139	109	83	146	108	115	102	108	1,202	34.2	3.41
Diarrhoea	135	117	142	210	192	187	318	276	199	165	166	164	2,271	64.7	.18
Hepatitis	121	163	136	146	201	218	220	245	198	199	143	107	2,097	59.7	4.58
Spleen Disease	24	19	19	24	25	30	27	15	28	39	17	14	281	8.0	.36
Respiratory Diseases	393	286	284	255	375	184	196	241	173	207	184	277	2,984	85.0	1.61
Phthisis Pulmonalis	30	21	18	24	21	23	22	35	30	32	40	22	318	9.0	17.92
Scurvy	1	...	1	...	1	3	...	2	...	1	2	1	12	.3	8.33
Rheumatism	235	200	198	187	255	207	188	178	156	218	184	171	2,377	67.7	...
Veneral Diseases	817	677	720	673	700	495	465	570	453	611	504	648	7,333	208.8	...
Eye Diseases	54	48	74	87	78	83	68	110	57	74	48	61	842	24.0	...
Abscess and Ulcer	248	228	244	268	301	263	287	325	202	239	218	267	3,030	86.3	...
Wounds and Accidents	305	296	286	269	324	262	199	232	204	275	227	262	3,181	90.6	...
All other causes	409	423	443	477	624	553	538	659	470	568	414	327	5,905	168.1	...
	4,301	3,562	3,662	4,144	5,526	4,485	4,605	5,873	4,378	5,175	3,766	3,488	62,965	...	...
Admitted per 1,000 of the Average Strength in each Month.															
	125.9	103.5	105.6	115.8	155.8	126.8	130.4	166.8	124.6	147.8	105.7	98.6	150.7	...	...



# EUROPEAN TROOPS, 1871.

## III.

TABLE showing the SICKNESS and MORTALITY among the EUROPEAN TROOPS composing the ARMY of the MADRAS PRESIDENCY during the Year 1871, and the prevalence of the principal Diseases in each Month of the Year.

MONTHS.	Average Strength.	Average Number Daily Sick.	Number Daily Sick per 1,000 of Strength.	Number of Deaths.	Died per 1,000 of Strength.	CAUSES OF DEATHS IN HOSPITAL.																	Deaths out of Hospital.	Suicidal Deaths.			
						Cholera.	Smallpox.	Fever, Intermittent.	Fever, Remittent.	Fever, Continued.	Enteric Fever.	Apoplexy.	Delirium Tremens.	Dysentery.	Diarrhoea.	Hepatitis.	Spleen Disease.	Respiratory Diseases.	Heart Diseases.	Phthisis Pulmonalis.	Dropsy.	Scurvy.			Atrophy and Anæmia.	Wounds and Accidents.	All other Causes.
January	10,764	579	53.8	26	2.41	...	...	...	...	3	6	1	...	12	...	4	...	1	...	...	...	...	...	...	...	4	...
February	10,902	615	56.4	16	1.47	...	...	...	1	...	12	1	...	...	...	...	...	1	...	...	...	...	...	...	...	1	...
March	11,056	590	53.4	9	.81	...	...	...	...	...	...	...	...	...	...	...	...	...	...	...	...	...	...	...	...	...	...
April	11,061	600	54.2	18	1.63	...	...	...	...	...	1	...	...	...	...	...	...	...	...	...	...	...	...	...	...	...	...
May	10,969	603	55.0	43	3.92	32	...	...	...	...	...	...	...	...	...	...	...	...	...	...	...	...	...	...	...	...	...
June	10,938	605	55.3	11	1.01	...	...	...	...	...	...	...	...	...	...	...	...	...	...	...	...	...	...	...	...	...	...
July	10,913	600	55.0	16	1.46	...	...	...	...	...	...	...	...	...	...	...	...	...	...	...	...	...	...	...	...	...	...
August	10,895	654	60.4	18	1.65	...	...	...	...	...	...	...	...	...	...	...	...	...	...	...	...	...	...	...	...	...	...
September	10,854	641	59.1	15	1.38	...	...	...	...	...	...	...	...	...	...	...	...	...	...	...	...	...	...	...	...	...	...
October	10,139	607	59.9	16	1.58	...	...	...	...	...	...	...	...	...	...	...	...	...	...	...	...	...	...	...	...	...	...
November	11,049	621	56.2	14	1.27	...	...	...	...	...	...	...	...	...	...	...	...	...	...	...	...	...	...	...	...	...	...
December	10,583	616	58.2	16	1.51	...	...	...	...	...	...	...	...	...	...	...	...	...	...	...	...	...	...	...	...	...	...
						36	...	...	6	3	16	6	7	25	...	30	...	5	21	13	...	...	...	...	17	15	9
Died per 1,000 of the Average Strength.																											
For the year	10,844	624	57.5	218	20.10	332	...	...	83	1.47	55	65	231	...	320	...	46	194	120	...	...	...	...	...	157	138	83

CAUSES OF ADMISSIONS.	NUMBER OF ADMISSIONS INTO HOSPITAL IN EACH MONTH.												Total Admitted during the year.	Admitted per 1,000 of Strength.	Died out of each hundred treated.
	Jan.	Feb.	March.	April.	May.	June.	July.	Aug.	Sept.	Oct.	Nov.	Dec.			
	...	...	...	...	...	...	...	...	...	...	...	...			
Cholera	...	...	...	...	71	2	1	...	1	...	1	...	76	7.0	47.37
Smallpox	...	...	...	...	...	...	...	...	...	...	...	...	3	...	...
Fever, Intermittent	87	100	61	79	100	94	73	146	92	49	42	52	984	90.7	...
" Remittent	10	3	6	11	19	10	17	11	12	17	11	14	141	...	...
" Continued	69	55	54	61	75	52	38	71	56	50	52	46	688	76.4	1.00
Enteric Fever	16	2	...	2	3	3	5	1	9	2	...	5	48	4.4	31.25
Apoplexy	3	3	...	9	4	...	...	1	1	...	...	1	24	2.2	25.00
Delirium Tremens	7	7	...	7	7	11	10	19	7	7	...	8	94	8.7	7.45
Dysentery	69	55	31	34	61	77	74	105	68	89	69	69	792	73.0	3.16
Diarrhoea	38	23	54	40	66	72	65	102	56	53	34	52	655	60.4	...
Hepatitis	79	55	52	38	57	69	63	79	57	74	66	50	721	66.5	5.27
Spleen Disease	2	2	...	4	3	2	1	5	3	4	1	5	32	3.0	...
Respiratory Diseases	56	57	76	61	56	48	40	65	55	46	49	68	677	62.4	7.1
Phthisis Pulmonalis	8	3	10	9	15	11	17	14	8	15	9	13	132	12.2	9.85
Scurvy	...	...	...	...	...	...	...	1	...	...	...	...	3	...	...
Rheumatism	54	39	39	51	50	44	68	58	60	60	55	27	694	65.7	...
Veneral Diseases	189	171	162	205	195	144	136	174	110	162	155	152	1,955	180.3	...
Eye Diseases	9	16	14	20	17	10	22	22	18	13	19	9	189	17.4	...
Abscess and Ulcer	109	90	113	119	162	132	97	124	85	123	82	91	1,327	122.4	...
Wounds and Accidents	109	119	102	97	118	94	89	103	85	103	92	134	1,236	114.0	...
All other causes	204	162	187	204	206	230	273	265	171	238	189	178	2,558	235.9	...
	1,109	971	970	1,051	1,334	1,006	1,089	1,348	945	1,134	929	972	12,939		
Admitted per 1,000 of the Average Strength in each Month.															
	103.9	89.1	87.6	95.0	121.0	100.2	99.8	123.7	87.1	111.8	83.3	91.8	119.2		

# EUROPEAN TROOPS, 1871.

## VI.

TABLE showing the SICKNESS and MORTALITY among the EUROPEAN TROOPS serving in BENGAL PROPER during the Year 1871, and the prevalence of the principal Diseases in each Month of the Year.

MONTHS.	Average Strength.	Average Number Daily Sick.	Number Daily Sick per 1,000 of Strength.	Number of Deaths.	Died per 1,000 of Strength.	CAUSES OF DEATHS IN HOSPITAL.																	Died out of Hospital.				
						Cholera.	Smallpox.	Fever, Intermittent.	Fever, Remittent.	Fever, Continued.	Enteric Fever.	Apoplexy.	Delirium Tremens.	Dysentery.	Diarrhoea.	Hepatitis.	Spleen Disease.	Respiratory Diseases.	Heart Diseases.	Phthisis Pulmonalis.	Dropsy.	Scurvy.		Atrophy and Anæmia.	Wounds and Accidents.	All other Causes.	
January	2,016	98	48.6	3	...	...	...	...	...	...	1	...	...	...	1	...	...	...	...	...	...	...	...	...	...	...	1
February	2,111	114	54.0	...	...	...	...	...	...	...	...	...	...	...	...	...	...	...	...	...	...	...	...	...	...	...	...
March	2,078	88	42.3	4	...	...	...	...	...	...	1	...	...	...	1	...	...	...	...	...	...	...	...	...	...	1	1
April	2,067	91	44.0	...	...	...	...	...	...	...	...	...	...	...	...	...	...	...	...	...	...	...	...	...	...	...	...
May	2,051	92	44.9	3	...	...	...	...	...	...	...	...	...	...	...	...	...	...	...	...	...	...	...	...	...	1	...
June	2,047	101	49.3	4	...	...	...	...	...	...	...	...	...	...	3	...	...	1	...	...	...	...	...	...	...	...	...
July	2,046	107	52.3	4	...	...	...	...	...	...	1	...	...	...	1	...	...	...	...	...	...	...	...	...	...	...	...
August	2,026	106	52.3	4	...	...	...	...	...	...	...	...	...	...	...	...	...	...	...	...	...	...	...	...	...	...	2
September	2,025	114	56.3	3	...	...	...	...	...	...	...	...	...	...	...	...	...	1	...	...	...	...	...	...	...	...	...
October	2,017	101	51.5	6	...	...	...	...	...	...	...	1	1	...	...	...	...	2	...	...	...	...	...	...	...	...	...
November	1,516	84	55.4	3	...	...	...	...	...	...	...	...	...	...	1	...	...	1	...	...	...	...	...	...	...	1	...
December	1,089	88	51.8	3	...	1	...	...	...	...	...	...	...	...	2	...	...	...	...	...	...	...	...	...	...	...	...
						1	...	...	...	...	2	1	1	1	...	16	...	...	6	2	...	...	1	...	3	4	...
Died per 1,000 of the Average Strength.																											
For the year ...	1,975	99	50.1	37	18.72	51	...	...	...	100	51	51	51	...	8.10	...	...	2.53	1.00	...	...	51	...	1.52	2.02	...	...

CAUSES OF ADMISSIONS.	NUMBER OF ADMISSIONS INTO HOSPITAL IN EACH MONTH.												Total Admitted during the Year.	Admitted per 1,000 of Strength.	Died out of each hundred treated.
	Jan.	Feb.	March.	April.	May.	June.	July.	Aug.	Sept.	Oct.	Nov.	Dec.			
Cholera	...	...	...	...	...	1	...	...	...	...	...	1	2	1.0	50.00
Smallpox	...	...	...	...	...	...	...	...	...	...	...	...	...	...	...
Fever, Intermittent	22	16	2	10	10	9	9	7	12	16	42	37	192	97.2	...
" Remittent	7	2	18	8	9	21	42	25	17	43	28	6	226	268.9	...
" Continued	20	20	19	27	55	29	18	32	34	26	12	13	305	...	...
Enteric Fever	2	4	1	...	...	...	1	...	...	...	...	...	8	4.1	25.00
Apoplexy	2	...	...	1	...	...	...	...	1	...	...	...	4	2.0	25.00
Delirium Tremens	1	1	...	1	...	...	...	1	...	1	...	...	5	2.5	20.00
Dysentery	11	8	2	3	6	12	9	11	4	13	6	8	90	47.1	1.08
Diarrhoea	3	3	2	5	2	9	19	20	15	26	11	9	124	62.8	...
Hepatitis	13	15	7	6	13	28	27	31	19	15	8	18	200	101.3	8.00
Spleen Disease	1	1	1	3	1	...	1	1	3	2	...	...	14	7.1	...
Respiratory Diseases	5	4	6	8	12	4	7	10	4	3	4	10	77	39.0	...
Phthisis Pulmonalis	1	...	1	...	3	3	...	...	1	...	2	1	12	6.1	16.67
Scurvy	...	...	...	...	...	...	...	...	...	...	...	...	...	...	...
Rheumatism	9	6	9	8	10	7	9	6	7	12	6	4	93	47.1	...
Veneral Diseases	55	55	29	25	33	16	11	28	19	10	19	26	306	151.9	...
Eye Diseases	3	4	2	...	1	1	3	2	1	1	1	2	21	10.6	...
Abscess and Ulcer	18	12	15	15	23	19	18	19	7	19	9	7	172	87.1	...
Wounds and Accidents	23	21	20	12	23	17	15	17	14	14	13	25	214	108.3	...
All other causes	32	31	67	38	34	39	37	75	35	63	24	26	482	244.1	...
	228	183	191	170	235	197	226	285	193	204	185	103	2,550		
Admitted per 1,000 of the Average Strength in each Month.															
	113.1	86.7	91.9	82.2	114.6	96.2	110.5	140.7	95.3	130.9	122.0	113.4	1291.2		



# EUROPEAN TROOPS, 1871.

## VII.

TABLE showing the SICKNESS and MORTALITY among the EUROPEAN TROOPS serving in the DINAPORE, BENARES, OUDE and CAWNPORE DISTRICTS during the Year 1871, and the prevalence of the principal Diseases in each Month of the Year.

MONTHS.	Average Strength.	Average Number Daily Sick.	Number Daily Sick per 1,000 of Strength.	Number of Deaths.	Died per 1,000 of Strength.	CAUSES OF DEATHS IN HOSPITAL.																Died out of Hospital.				
						Cholera.	Smallpox.	Fever, Intermittent.	Fever, Remittent.	Fever, Continued.	Enteric Fever.	Apoplexy.	Delirium Tremens.	Dysentery.	Diarrhea.	Hepatitis.	Spleen Disease.	Respiratory Diseases.	Heart Diseases.	Phthisis Pulmonalis.	Dropsy.		Scurvy.	Atrophy and Anæmia.	Wounds and Accidents.	All other Causes.
January	7,784	407	52.3	8	...	...	...	...	...	...	...	...	...	...	...	...	...	...	...	...	...	...	...	...	...	...
February	8,099	490	57.0	11	...	...	...	...	...	...	...	...	...	...	...	...	...	...	...	...	...	...	...	...	...	...
March	8,439	483	57.2	13	...	...	...	...	...	...	...	...	...	...	...	...	...	...	...	...	...	...	...	...	...	...
April	8,223	489	59.5	8	...	...	...	...	...	...	...	...	...	...	...	...	...	...	...	...	...	...	...	...	...	...
May	8,219	529	64.3	14	...	...	...	...	...	...	...	...	...	...	...	...	...	...	...	...	...	...	...	...	...	...
June	8,218	517	62.6	8	...	...	...	...	...	...	...	...	...	...	...	...	...	...	...	...	...	...	...	...	...	...
July	8,170	519	63.2	12	...	...	...	...	...	...	...	...	...	...	...	...	...	...	...	...	...	...	...	...	...	...
August	8,144	587	72.1	24	...	...	...	...	...	...	...	...	...	...	...	...	...	...	...	...	...	...	...	...	...	...
September	8,108	584	72.0	8	...	...	...	...	...	...	...	...	...	...	...	...	...	...	...	...	...	...	...	...	...	...
October	8,163	553	67.7	8	...	...	...	...	...	...	...	...	...	...	...	...	...	...	...	...	...	...	...	...	...	...
November	7,907	459	58.0	24	...	...	...	...	...	...	...	...	...	...	...	...	...	...	...	...	...	...	...	...	...	...
December	7,526	492	65.4	11	...	...	...	...	...	...	...	...	...	...	...	...	...	...	...	...	...	...	...	...	...	...
						23	...	...	11	4	18	8	...	16	1	23	...	4	8	9	...	...	1	2	7	14
Died per 1,000 of the Average Strength.																										
For the year	8,126	507	62.4	119	18.31	2.83	...	1.85	2.21	.99	...	1.97	.12	2.83	...	.49	.99	1.11	...	...	.12	.25	.86	1.72		

CAUSES OF ADMISSIONS.	NUMBER OF ADMISSIONS INTO HOSPITAL IN EACH MONTH.												Total Admitted during the Year.	Admitted per 1,000 of Strength.	Died out of each hundred treated.
	Jan.	Feb.	March.	April.	May.	June.	July.	Aug.	Sept.	Oct.	Nov.	Dec.			
Cholera	...	...	3	3	1	2	2	2	1	...	23	1	38	47	60.53
Smallpox	...	...	...	1	1	...	...	...	...	...	...	...	2	2	...
Fever, Intermittent	88	108	72	83	114	148	190	202	198	255	123	78	1,659	201.2	...
" Remittent	1	2	3	1	19	11	11	45	47	48	11	10	209	25.7	...
" Continued	42	35	75	127	105	79	94	114	105	95	35	27	922	113.4	1.34
Enteric Fever	9	3	2	4	5	7	3	4	2	...	3	5	47	5.8	38.39
Apoplexy	...	...	...	...	...	...	...	...	...	...	...	...	11	1.4	72.73
Delirium Tremens	...	2	1	...	3	3	...	2	3	...	...	...	22	2.7	...
Dysentery	18	15	21	25	36	39	23	31	19	22	29	26	391	47.9	5.31
Diarrhoea	35	26	35	43	29	28	47	56	37	29	46	33	435	53.5	.73
Hepatitis	23	33	31	32	45	45	53	49	41	51	29	29	461	56.7	5.99
Spleen Disease	5	...	3	4	4	4	5	3	2	5	1	1	37	4.6	...
Respiratory Diseases	46	34	38	41	28	35	34	49	27	51	26	39	428	52.7	.93
Phthisis Pulmonalis	3	3	1	6	5	3	2	7	6	11	13	7	67	8.2	13.43
Scurvy	...	...	...	...	...	1	...	...	...	...	...	1	2	.2	...
Rheumatism	38	30	49	24	30	42	37	46	36	47	31	39	431	53.1	...
Veneral Diseases	219	210	207	186	248	179	151	185	160	268	139	150	2,333	287.1	...
Eye Diseases	11	13	28	29	32	59	26	37	18	21	12	8	285	35.1	...
Abscess and Ulcer	61	47	61	64	81	77	77	86	56	57	49	56	772	95.0	...
Wounds and Accidents	53	55	49	47	92	41	44	48	32	69	42	71	634	78.0	...
All other causes	85	113	86	88	134	118	101	142	119	122	92	88	1,298	158.5	...
	779	729	769	809	1,093	899	902	1,112	910	1,114	698	690	10,375		...
Admitted per 1,000 of the Average Strength in each Month.															
	100.1	81.8	90.1	98.4	122.0	109.4	110.4	136.5	112.2	136.5	88.3	87.7	127.8		...

# EUROPEAN TROOPS, 1871.

## VIII.

TABLE showing the SICKNESS and MORTALITY among the EUROPEAN TROOPS serving in the MEERUT and ROHILCUND DISTRICTS during the Year 1871, and the prevalence of the principal Diseases in each Month of the Year.

MONTHS.	Average Strength.	Average Number Daily Sick.	Number Daily Sick per 1,000 of Strength.	Number of Deaths.	Died per 1,000 of Strength.	CAUSES OF DEATHS IN HOSPITAL.																	Died out of Hospital.				
						Cholera.	Smallpox.	Fever, Intermittent.	Fever, Remittent.	Fever, Continued.	Enteric Fever.	Apoplexy.	Delirium Tremens.	Dysentery.	Diarrhea.	Hepatitis.	Spleen Disease.	Respiratory Diseases.	Heart Diseases.	Phthisis Pulmonalis.	Dropsy.	Scurvy.		Atrophy and Anæmia.	Wounds and Accidents.	All other Causes.	
						...	...	...	...	...	...	...	...	...	...	...	...	...	...	...	...	...		...	...	...	...
January	4,322	283	53.9	7	...	...	1	...	...	...	1	...	...	3	...	...	1	...	...	...	...	...	1	...			
February	4,761	293	61.5	3	...	...	...	...	...	...	...	...	...	...	...	...	...	...	...	...	...	...	...	2			
March	4,739	309	65.2	4	...	...	...	...	...	...	...	...	...	1	...	...	1	...	...	...	...	...	...	1			
April	4,338	226	52.3	5	...	...	...	...	...	...	...	...	...	1	...	...	1	...	...	...	...	...	...	1			
May	4,362	265	62.2	10	...	...	...	1	...	...	2	...	1	...	...	...	1	...	...	...	...	...	...	...			
June	4,241	270	63.7	11	...	...	...	1	...	...	2	...	1	...	...	1	...	3	1	...	...	...	1	...			
July	4,229	275	65.0	3	...	...	...	1	...	...	1	...	...	1	...	...	...	...	...	...	...	...	...	...			
August	4,226	319	75.5	5	...	...	...	1	...	...	...	...	...	...	...	2	...	...	...	...	...	...	...	...			
September	4,220	344	81.5	6	...	...	...	...	...	...	1	...	...	1	...	...	1	...	1	...	...	...	1	...			
October	4,221	318	75.3	8	...	...	...	1	...	...	2	...	...	...	...	...	...	...	...	...	...	...	3	...			
November	3,639	246	67.2	3	...	...	...	...	...	...	...	...	1	...	...	...	...	...	...	...	...	...	...	...			
December	3,698	196	53.0	5	...	...	...	...	...	...	...	...	3	1	...	...	...	...	1	...	...	...	...	...			
						...	1	...	4	1	8	1	2	6	1	15	...	2	8	4	...	...	...	12			
Died per 1,000 of the Average Strength.																											
For the year	4,234	275	65.0	70	16.53	...	23	1.18	1.89	23	1.47	1.42	23	3.55	...	1.47	1.89	1.85	...	...	...	...	...	2.84	1.18		

CAUSES OF ADMISSIONS.	NUMBER OF ADMISSIONS INTO HOSPITAL IN EACH MONTH.												Total Admitted during the Year.	Admitted per 1,000 of Strength.	Died out of each hundred treated.
	Jan.	Feb.	March.	April.	May.	June.	July.	Aug.	Sept.	Oct.	Nov.	Dec.			
	...	...	...	...	...	...	...	...	...	...	...	...			
Cholera	...	...	...	...	...	...	...	...	...	...	...	...	2	...	50.00
Smallpox	...	...	...	...	...	...	...	...	...	...	...	...	...	...	...
Fever, Intermittent	98	81	75	65	149	137	150	309	201	292	159	79	1,776	41.95	...
" Remittent	3	6	8	8	15	9	20	15	18	12	6	1	121	...	...
" Continued	15	28	25	24	53	24	39	121	117	62	11	4	523	152.1	78
Enteric Fever	3	2	...	...	5	1	1	2	...	5	1	...	20	4.7	40.00
Apoplexy	...	...	2	...	...	...	1	...	...	...	3	...	6	1.4	16.67
Delirium Tremens	4	...	2	1	1	...	5	2	1	...	...	...	16	3.8	12.50
Dysentery	10	9	11	11	21	15	18	27	29	22	22	32	233	55.9	2.58
Diarrhoea	21	31	29	43	30	29	21	39	20	33	21	15	332	78.4	30
Hepatitis	21	42	27	26	33	18	22	32	30	24	25	15	315	74.4	4.76
Spleen Disease	4	6	4	2	4	3	3	3	7	6	5	2	49	11.6	...
Respiratory Diseases	39	47	63	57	63	43	54	60	50	34	41	31	582	137.5	34
Phthisis Pulmonalis	2	4	2	2	4	4	4	12	9	5	3	2	53	12.5	7.55
Scurvy	...	...	...	...	...	2	...	...	...	1	1	...	4	1.0	...
Rheumatism	25	40	24	16	30	32	21	24	20	38	26	18	314	74.2	...
Veneral Diseases	129	104	119	86	64	40	35	37	34	43	45	64	800	188.9	...
Eye Diseases	10	14	13	11	7	6	4	7	6	5	1	7	91	21.5	...
Abscess and Ulcer	43	47	39	40	51	38	41	50	36	35	39	32	482	113.8	67
Wounds and Accidents	51	57	50	31	39	21	26	30	33	31	24	22	415	98.9	...
All other causes	69	86	87	62	99	72	71	108	70	72	54	41	891	210.4	...
	555	604	590	485	668	494	536	878	681	710	469	365	7,025		
Admitted per 1,000 of the Average Strength in each Month.															
	128.4	126.9	122.4	114.4	156.7	116.5	120.7	207.8	161.4	168.2	128.2	98.7	1659.2		



# EUROPEAN TROOPS, 1871.

## IX.

TABLE showing the SICKNESS and MORTALITY among the EUROPEAN TROOPS serving in the AGRA DISTRICT and in CENTRAL INDIA during the Year 1871, and the prevalence of the principal Diseases in each Month of the Year.

MONTHS.	Average Strength.	Average Number Daily Sick.	Number Daily Sick, per 1,000 of Strength.	Number of Deaths.	Died per 1,000 of Strength.	CAUSES OF DEATHS IN HOSPITAL.																	Died out of Hospital.			
						Cholera.	Smallpox.	Fever, Intermittent.	Fever, Remittent.	Fever, Continued.	Enteric Fever.	Apoplexy.	Delirium Tremens.	Dysentery.	Diarrhoea.	Hepatitis.	Spleen Disease.	Respiratory Diseases.	Heart Diseases.	Phthisis Pulmonalis.	Dropsy.	Scurvy.		Atrophy and Anæmia.	Wounds and Accidents.	All other Causes.
January	4,158	227	54.6	3	...	...	...	1	...	...	...	...	...	3	1	...	...	...	...	...	1	1	...			
February	3,831	184	48.0	...	...	...	...	...	...	...	...	...	...	...	...	1	...	...	...	...	...	...	1			
March	4,235	213	50.1	3	...	...	...	...	...	...	1	...	...	...	...	...	...	...	...	...	...	...	1			
April	4,188	224	53.5	...	...	...	...	...	...	...	...	...	...	...	...	...	...	...	...	...	...	...	...			
May	4,150	240	57.8	6	...	...	...	...	...	...	...	...	...	...	...	...	...	...	...	...	...	...	...			
June	4,122	235	56.9	5	...	...	...	...	...	...	...	...	...	...	...	...	...	...	...	...	...	...	...			
July	4,211	281	66.7	4	...	...	...	...	...	...	...	...	...	...	...	...	...	...	...	...	...	...	...			
August	4,301	333	77.3	9	...	...	...	...	...	...	...	...	...	...	...	...	...	...	...	...	...	...	...			
September	4,189	348	83.1	10	...	1	...	1	...	...	4	...	...	...	...	...	...	...	...	...	...	...	...			
October	4,208	352	83.6	7	...	...	...	1	1	...	...	...	...	...	...	...	...	...	...	...	...	...	...			
November	3,677	279	75.9	9	...	...	...	...	1	...	...	...	...	...	...	...	...	...	...	...	...	...	...			
December	4,238	260	61.4	6	...	...	...	...	...	...	...	...	...	...	...	...	...	...	...	...	...	...	...			
						1	...	17	4	8	1	...	4	...	11	...	3	9	3	...	...	...	1	8	6	
Died per 1,000 of the Average Strength.																										
For the year...	4,129	286	69.6	76	18.45	24	...	5.10	1.94	24	...	97	...	2.67	...	73	2.19	73	...	...	...	24	1.91	1.46	...	

CAUSES OF ADMISSIONS.	NUMBER OF ADMISSIONS INTO HOSPITAL IN EACH MONTH.												Total Admitted during the Year.	Admitted per 1,000 of Strength.	Died out of each hundred treated.
	Jan.	Feb.	March.	April.	May.	June.	July.	Aug.	Sept.	Oct.	Nov.	Dec.			
Cholera	...	...	...	...	...	...	...	...	1	...	...	...	1	2	100.00
Smallpox	...	...	...	...	...	...	...	...	...	...	...	...	...	...	...
Fever, Intermittent	193	111	106	162	187	163	254	461	447	759	437	328	3,611	87.5	...
" Remittent	3	7	5	39	35	8	6	13	42	41	38	36	276	6.7	...
" Continued	16	20	35	49	58	34	63	113	59	28	15	6	495	12.0	272
Enteric Fever	...	1	...	...	...	1	...	1	2	...	1	1	8	1.9	100.00
Apoplexy	...	...	...	...	...	...	...	...	...	...	...	...	...	...	...
Delirium Tremens	1	2	2	2	3	1	6	3	...	1	...	...	5	1.2	20.00
Dysentery	7	8	8	5	6	10	9	31	8	10	...	...	21	5.1	...
Diarrhoea	16	23	27	20	12	6	23	23	19	4	9	9	191	46.1	370
Hepatitis	8	12	10	9	18	18	15	21	21	19	9	12	172	41.7	...
Spleen Disease	1	1	...	4	3	4	4	4	5	18	7	6	67	16.3	6.40
Respiratory Diseases	45	24	23	23	32	21	26	39	18	27	10	23	392	95.3	...
Phthisis Pulmonalis	2	...	2	3	3	1	3	2	2	...	2	...	29	7.0	15.00
Scurvy	...	...	...	...	...	...	...	...	...	...	1	...	1	0.2	...
Rheumatism	30	33	20	14	24	20	24	24	18	16	16	28	276	67.0	...
Venereal Diseases	86	53	79	63	80	61	71	88	51	68	47	95	842	204.1	...
Eye Diseases	9	6	14	14	6	5	12	13	2	17	2	9	109	26.5	...
Abscess and Ulcer	35	35	36	27	39	39	33	35	19	36	34	22	390	94.7	...
Wounds and Accidents	49	49	33	37	39	32	23	35	39	33	14	34	408	99.0	...
All other causes	53	44	45	45	46	46	73	74	55	67	38	32	648	157.3	...
	554	429	465	516	611	472	646	974	802	1,189	684	643	7,945	...	...
Admitted per 1,000 of the Average Strength in each Month.															
	133.2	112.0	109.3	123.2	147.2	114.5	153.4	231.9	191.5	273.1	186.9	151.7	192.4	...	...

\* Cases returned after post mortem examination without corresponding admissions have exaggerated this death-rate.

# EUROPEAN TROOPS, 1871.

## X.

TABLE showing the SICKNESS and MORTALITY among the EUROPEAN TROOPS serving in the PUNJAB during the Year 1871, and the prevalence of the principal Diseases in each Month of the Year.

MONTHS.	Average Strength.	Average Number Daily Sick.	Number Daily Sick per 1,000 of Strength.	Number of Deaths.	Died per 1,000 of Strength.	CAUSES OF DEATHS IN HOSPITAL.																	Died out of Hospital.			
						Cholera.	Smallpox.	Fever, Intermittent.	Fever, Remittent.	Fever, Continued.	Enteric Fever.	Apoplexy.	Delirium Tremens.	Dysentery.	Diarrhoea.	Hepatitis.	Spleen Disease.	Respiratory Diseases.	Heart Diseases.	Phthisis Pulmonalis.	Dropsy.	Scurvy.		Atrophy and Anæmia.	Wounds and Accidents.	All other Causes.
January	11,986	630	52.8	17	...	...	...	1	...	...	...	1	...	5	12	...	...	...	...	...	...	...	...	...	1	
February	11,474	597	52.0	8	...	...	...	...	...	...	...	1	...	...	...	...	...	...	...	...	...	...	...	...	1	
March	11,569	571	49.6	12	...	...	...	1	12	1	...	...	...	...	12	...	...	...	...	...	...	...	...	...	3	
April	11,558	528	45.7	10	...	...	...	3	1	1	...	...	...	1	...	...	...	...	...	...	...	...	...	...	1	
May	10,090	564	55.9	10	...	...	...	...	...	...	...	...	...	1	1	4	...	...	...	...	...	...	...	...	1	
June	9,921	610	61.5	24	...	...	...	...	...	...	...	...	...	...	1	3	...	...	...	...	...	...	...	...	1	
July	9,764	597	61.1	15	...	...	...	...	...	...	...	...	...	1	...	...	...	...	...	...	...	...	...	...	2	
August	9,708	609	62.9	23	...	...	...	...	...	...	...	...	...	...	12	3	...	...	...	...	...	...	...	...	2	
September	9,650	628	65.1	29	...	...	...	...	...	...	...	...	...	...	1	1	...	...	...	...	...	...	...	...	1	
October	10,037	568	56.6	18	...	...	...	...	...	...	...	...	...	...	2	1	...	...	...	...	...	...	...	...	1	
November	12,637	617	48.8	17	...	...	...	...	...	...	...	...	...	...	...	1	...	...	...	...	...	...	...	...	4	
December	14,724	634	43.1	27	...	...	...	...	...	...	...	...	...	...	16	3	...	...	...	...	...	...	...	...	3	
						...	...	27	3	22	13	6	7	...	17	1	26	16	24	...	...	1	...	18	20	
Died per 1,000 of the Average Strength.																										
For the year...	11,684*	601	51.2	201	18.13	...	...	271	1.93	1.17	.54	.63	...	1.54	.09	2.35	1.44	2.17	...	...	.09	...	1.62	1.80		

CAUSES OF ADMISSIONS.	NUMBER OF ADMISSIONS INTO HOSPITAL IN EACH MONTH.												Total Admitted during the Year.	Admitted per 1,000 of Strength.	Died out of each hundred treated.	
	Jan.	Feb.	March.	April.	May.	June.	July.	Aug.	Sept.	Oct.	Nov.	Dec.				
Cholera	...	...	...	...	...	...	...	...	...	...	...	...	...	8	...	...
Smallpox	...	...	...	2	3	...	...	...	...	...	...	...	...	...	7	...
Fever, Intermittent	794	439	437	393	629	427	499	641	342	456	417	285	5,759	519.6	...	
Remittent	7	6	4	20	35	42	49	56	37	38	29	5	319	2.7	...	
Continued	30	60	63	109	534	444	278	364	229	126	64	45	2,427	21.1	1.09	
Enteric Fever	3	3	2	2	2	4	5	7	12	3	3	1	47	4.3	46.81	
Apoplexy	...	...	...	...	...	13	6	10	2	...	...	...	30	2.7	43.33	
Delirium Tremens	1	...	...	4	2	5	4	6	3	5	2	5	41	3.7	14.64	
Dysentery	26	19	12	16	33	21	17	28	33	41	29	33	308	27.8	2.27	
Diarrhoea	44	22	28	57	62	41	85	81	60	43	45	83	651	58.7	...	
Hepatitis	34	47	47	34	59	59	55	77	55	69	47	23	492	53.4	2.87	
Spleen Disease	12	9	11	7	8	12	8	4	7	5	3	5	91	8.2	1.10	
Respiratory Diseases	187	110	104	76	70	31	40	54	41	61	69	145	993	89.6	2.62	
Phthisis Pulmonalis	9	2	3	3	3	4	7	9	8	11	10	10	79	7.2	37.38	
Scurvy	1	...	1	...	...	...	...	1	...	...	...	...	3	...	...	
Rheumatism	102	57	51	54	68	42	41	35	43	62	81	66	702	63.3	...	
Veneral Diseases	292	190	176	156	159	115	104	136	123	134	190	232	1,908	172.1	...	
Eye Diseases	18	9	14	26	19	16	22	42	21	20	23	26	256	23.1	...	
Abscess and Ulcer	73	67	67	73	73	65	82	99	51	53	72	71	837	75.5	...	
Wounds and Accidents	97	85	99	104	79	53	54	60	43	88	91	182	1,026	92.6	...	
All other causes	113	101	107	133	156	165	142	161	166	170	136	104	1,594	143.8	...	
	1,757	1,226	1,221	1,359	1,976	1,559	1,497	1,864	1,207	1,379	1,303	1,323	17,671			
Admitted per 1,000 of the Average Strength in each Month.																
	147.2	106.9	106.1	117.6	165.8	157.1	153.3	192.0	125.1	137.4	103.1	89.9	1594.3			

\* The Strength from May to October is diminished by the removal of men to the Hills, sent to Convalescent Depôts or detached as working parties.



# EUROPEAN TROOPS, 1871.

## XI.

TABLE showing the SICKNESS and MORTALITY among the EUROPEAN TROOPS occupying HILL STATIONS during the Year 1871, and the prevalence of the principal Diseases in each Month of the Year.

MONTHS.	Average Strength.	Average Number Daily Sick.	Number Daily Sick per 1,000 of Strength.	Number of Deaths.	Died per 1,000 of Strength.	CAUSES OF DEATHS IN HOSPITAL.																			Died out of Hospital.	
						Cholera.	Smallpox.	Fever, Intermittent.	Fever, Remittent.	Fever, Continued.	Enteric Fever.	Apoplexy.	Delirium Tremens.	Dysentery.	Diarrhoea.	Hepatitis.	Spleen Disease.	Respiratory Diseases.	Heart Diseases.	Phthisis Pulmonalis.	Dropsy.	Scurvy.	Atrophy and Anæmia.	Wounds and Accidents.		All other Causes.
January ...	2,262	85	37.6	4	...	...	...	...	...	...	...	...	...	3	1	...	...	...	...	...	...	...	...	...	...	...
February ...	2,829	137	48.4	1	...	...	...	...	...	...	...	...	...	1	...	...	...	...	...	...	...	...	...	...	...	...
March ...	3,056	150	49.1	1	...	...	...	...	...	...	...	...	...	...	...	...	...	...	...	...	...	...	...	...	...	...
April ...	3,174	182	57.3	...	...	...	...	...	...	...	...	...	...	...	...	...	...	...	...	...	...	...	...	...	...	...
May ...	4,554	241	53.0	1	...	...	...	...	...	...	...	...	...	...	...	...	...	...	...	...	...	...	...	...	...	...
June ...	4,568	252	55.2	6	...	...	...	...	...	...	...	...	...	1	1	1	1	1	1	1	1	1	1	1	1	...
July ...	4,532	258	56.9	6	...	...	...	...	1	...	...	...	...	1	...	...	...	...	...	...	...	...	...	...	...	...
August ...	4,587	214	46.6	6	...	...	...	1	...	...	...	...	...	1	...	...	...	...	2	...	1	...	...	...	...	...
September ...	4,599	206	44.8	2	...	...	...	...	...	...	...	...	...	...	...	...	...	...	...	...	...	...	...	...	...	1
October ...	4,425	182	41.1	1	...	...	...	...	...	...	...	...	...	...	...	...	...	...	...	...	...	...	...	...	...	...
November ...	3,600	109	30.3	4	...	...	...	...	...	...	...	...	...	1	2	...	...	...	...	...	...	...	...	...	1	...
December ...	2,245	106	47.2	1	...	...	...	...	...	...	...	...	...	1	...	...	...	...	...	...	...	...	...	...	...	...
						...	...	1	...	1	...	...	...	5	2	6	...	6	5	3	...	1	...	1	1	1
Died per 1,000 of the Average Strength.																										
For the year ...	3,652	177	48.5	33	9.04	...	...	27	27	...	...	...	...	1.37	55	1.65	...	1.65	1.37	.83	...	.27	...	.27	.27	.27

CAUSES OF ADMISSIONS.	NUMBER OF ADMISSIONS INTO HOSPITAL IN EACH MONTH.												Total Admitted during the Year.	Admitted per 1,000 of Strength.	Died out of each hundred treated.	
	Jan.	Feb.	March.	April.	May.	June.	July.	Aug.	Sept.	Oct.	Nov.	Dec.				
Cholera ...	...	...	...	...	...	...	...	...	...	...	...	...	...	...	...	...
Smallpox ...	...	...	...	...	...	...	...	...	...	...	...	...	...	...	...	...
Fever, Intermittent ...	44	41	35	53	170	149	119	133	61	54	16	15	881	241.2	...	
" Remittent ...	...	...	...	1	5	6	1	1	2	2	...	...	16	4	...	
" Continued ...	3	3	3	3	13	15	12	13	14	17	2	4	102	28.3	85	
Enteric Fever ...	...	...	...	...	...	1	...	...	...	...	...	...	1	3	...	
Apoplexy ...	...	...	...	1	...	...	...	...	...	...	...	...	1	3	...	
Delirium Tremens ...	...	...	...	1	1	2	2	1	1	1	1	...	10	2.7	...	
Dysentery ...	...	...	2	8	16	18	5	10	12	6	4	3	89	24.4	5.62	
Diarrhoea ...	6	11	14	17	27	46	82	19	34	23	15	11	395	83.5	66	
Hepatitis ...	5	7	12	12	18	18	16	16	13	15	8	5	145	39.7	4.14	
Spleen Disease ...	1	2	...	3	1	1	2	...	1	2	...	...	13	3.6	...	
Respiratory Diseases ...	59	61	47	21	43	23	23	22	20	27	15	21	373	102.1	1.61	
Phthisis Pulmonalis ...	...	3	2	2	...	5	4	3	3	2	3	...	27	7.4	11.11	
Scurvy ...	...	...	...	...	1	...	...	...	...	...	...	...	1	3	...	
Rheumatism ...	8	23	35	27	65	43	40	27	15	29	14	15	341	93.4	...	
Veneral Diseases ...	41	64	93	86	81	55	46	59	34	53	33	49	688	188.4	...	
Eye Diseases ...	1	...	1	5	7	4	1	6	4	3	3	1	36	9.9	...	
Abscess and Ulcer ...	8	19	18	20	25	23	25	34	26	29	11	13	254	68.7	38	
Wounds and Accidents ...	14	23	38	27	42	24	22	29	32	31	22	17	323	88.4	...	
All other causes ...	22	32	19	31	61	65	58	45	43	44	25	13	468	128.1	...	
Admitted per 1,000 of the Average Strength in each Month.																
...	92.4	102.8	105.7	100.2	126.1	107.1	101.1	89.2	68.5	76.8	57.3	74.4	111.47			

# EUROPEAN TROOPS, 1871.

## XII.

TABLE showing the SICKNESS and MORTALITY among the EUROPEAN SOLDIERS occupying the HILL CONVALESCENT DEPOTS of the BENGAL PRESIDENCY during the HOT SEASON of 1871, and the prevalence of the principal Diseases in each Month of the Period.

MONTHS.	Average Strength.	Average Number Daily Sick.	Number Daily Sick per 1,000 of Strength.	Number of Deaths.	Died per 1,000 of Strength.	CAUSES OF DEATHS IN HOSPITAL.																		Died out of Hospital.		
						Cholera.	Smallpox.	Fever, Intermittent.	Fever, Remittent.	Fever, Continued.	Enteric Fever.	Apoplexy.	Delirium Tremens.	Dysentery.	Diarrhoea.	Hepatitis.	Spleen Disease.	Respiratory Diseases.	Heart Diseases.	Phthisis Pulmonalis.	Dropsy.	Scurvy.	Atrophy and Anæmia.		Wounds and Accidents.	All other Causes.
January	360	9	...	1	...	...	...	...	...	...	...	1†	...	...	...	...	...	...	...	...	...	...	...	...	...	...
February	48	...	...	...	...	...	...	...	...	...	...	...	...	...	...	...	...	...	...	...	...	...	...	...	...	...
March	120	5	...	...	...	...	...	...	...	...	...	...	...	...	...	...	...	...	...	...	...	...	...	...	...	...
April	1,647	135	82.0	6	...	...	...	...	1	...	...	1	...	...	...	...	...	1	...	1	...	...	...	...	...	...
May	2,136	204	95.5	4	...	...	...	...	1	...	...	...	...	...	...	...	...	3	...	...	...	...	...	...	...	...
June	2,249	213	94.7	...	...	...	...	...	...	...	...	...	...	...	...	...	...	1	...	2	...	...	1	...	1	...
July	2,345	228	97.2	...	...	...	...	...	...	...	...	...	...	...	...	...	...	...	...	...	...	...	...	...	...	...
August	2,316	215	92.9	...	...	...	...	...	...	...	...	...	...	...	...	...	...	1	...	1	...	...	...	...	...	1
September	2,331	203	87.1	...	...	...	...	...	...	...	...	...	...	...	...	...	...	...	...	...	...	...	...	...	...	...
October	1,508	109	82.6	...	...	...	...	...	...	...	...	...	...	1	...	1	...	...	...	1	...	...	...	...	...	...
November	885	84	...	...	...	...	...	...	...	...	...	...	...	...	...	...	...	1	...	...	...	...	...	...	...	...
December	581	55	...	...	...	...	...	...	...	...	...	...	...	...	...	...	...	...	...	...	...	...	...	...	...	...
						...	...	...	4	...	...	2	...	1	...	5	...	6	3	5	...	...	1	...	1	2
Died per 1,000 of the Average Strength.																										
For the season	2,375*	213	93.4	39	12.75†	...	...	1.76	...	...	...	...	...	...	...	2.20	...	2.63	1.32	2.20	...	...	...	...	...	...

CAUSES OF ADMISSIONS.	NUMBER OF ADMISSIONS INTO HOSPITAL IN EACH MONTH.												Total Admitted during the Year.	Admitted per 1,000 of Strength, April to October (7 months).	Died out of each hundred treated.
	Jan.	Feb.	March.	April.	May.	June.	July.	Aug.	Sept.	Oct.	Nov.	Dec.			
Cholera	...	...	...	...	...	...	...	...	...	...	...	...	...	...	...
Smallpox	...	...	...	...	...	...	...	...	...	...	...	...	...	...	...
Fever, Intermittent	2	...	9	85	142	127	82	108	79	31	12	5	692	291.9	...
" Remittent	...	...	...	5	6	7	8	5	5	3	1	...	40	49.7	354
" Continued	1	...	...	13	9	7	11	11	9	14	4	1	80	...	...
Enteric Fever	...	...	...	...	...	...	...	...	1	...	...	...	3	1.3	...
Apoplexy	1	...	...	...	...	...	...	...	...	...	...	...	3	...	50.00
Delirium Tremens	...	...	...	...	...	...	...	...	...	...	...	...	9	3.5	...
Dysentery	1	...	...	15	12	3	...	2	5	3	...	...	47	18.0	244
Diarrhoea	3	...	1	24	39	28	41	38	14	16	2	2	169	84.0	...
Hepatitis	2	...	...	26	24	32	32	19	19	15	12	1	182	73.4	300
Spleen Disease	...	...	...	1	4	6	4	...	3	1	...	...	19	8.4	...
Respiratory Diseases	2	...	1	24	57	27	12	14	12	21	13	4	197	73.4	360
Phthisis Pulmonalis	1	...	...	5	3	3	2	1	1	3	2	1	23	8.4	26.32
Scurvy	...	...	...	...	...	...	...	1	...	...	...	...	1	...	...
Rheumatism	1	...	6	33	28	21	16	16	17	14	7	6	165	63.7	...
Veneral Diseases	5	...	6	64	44	29	47	45	32	35	8	12	337	139.1	...
Eye Diseases	1	...	2	2	6	1	...	3	5	7	1	1	29	10.5	...
Abscess and Ulcer	...	...	3	24	9	11	11	11	7	9	5	4	94	36.0	...
Wounds and Accidents	5	...	4	6	10	14	15	13	20	16	9	7	119	41.3	...
All other causes	2	...	7	68	74	56	56	53	42	30	25	14	427	166.6	...
	27	...	39	409	459	374	330	346	270	219	105	60	2,846	...	...
Admitted per 1,000 of the Average Strength in each Month.															
...	...	...	...	248.3	214.9	166.3	144.6	149.4	115.8	112.6	...	...	...	1061.5	...

\* The average strength of the season from May to September.

† The equivalent of 29 deaths out of the number sent to the hills during the season of 1871.

‡ Not included in the calculation of the ratios.



# EUROPEAN TROOPS, 1871.

## XIII.

TABLE showing the SICKNESS and MORTALITY among the EUROPEAN TROOPS serving in RAJPOOTANA, MALWA, SCINDE and ADEN during the Year 1871, and the prevalence of the principal Diseases in each Month of the Year.

MONTHS.	Average Strength.	Average Number Daily Sick.	Number Daily Sick per 1,000 of Strength.	Number of Deaths.	Died per 1,000 of Strength.	CAUSES OF DEATHS IN HOSPITAL.																	Died out of Hospital.			
						Cholera.	Smallpox.	Fever, Intermittent.	Fever, Remittent.	Fever, Continued.	Enteric Fever.	Apoplexy.	Delirium Tremens.	Dysentery.	Diarrhoea.	Hepatitis.	Spleen Disease.	Respiratory Diseases.	Heart Diseases.	Phthisis Pulmonalis.	Dropsy.	Scurvy.		Atrophy and Anæmia.	Wounds and Accidents.	All other Causes.
January ...	5,434	274	50.4	7	...	...	...	...	...	...	2	1	...	...	...	...	...	...	1	...	...	1	...	...	...	...
February ...	5,535	275	49.7	4	...	...	...	...	...	1	...	1	...	...	...	...	...	...	1	...	...	...	...	...	...	...
March ...	5,628	311	55.3	2	...	...	...	...	...	...	...	...	...	...	...	...	...	...	...	...	...	...	...	...	...	...
April ...	5,619	313	55.7	6	...	...	...	...	...	...	...	1	...	...	...	...	...	...	1	...	...	...	...	...	1	...
May ...	5,611	306	54.5	5	...	...	...	...	...	...	1	4	...	...	...	...	...	...	...	...	...	...	...	...	1	...
June ...	5,592	312	61.2	7	...	1	...	...	...	...	1	4	...	...	...	...	...	...	1	...	...	...	...	...	1	...
July ...	5,692	334	58.7	9	...	...	...	...	...	...	1	1	1	4	...	...	...	...	1	...	...	...	...	...	1	...
August ...	5,708	333	60.1	5	...	...	...	...	...	...	1	1	1	...	...	...	...	...	...	...	...	...	...	...	1	...
September ...	5,695	316	60.8	12	...	...	...	...	1	...	4	...	1	1	1	3	...	...	...	...	...	...	...	...	1	...
October ...	5,694	318	59.4	9	...	...	...	...	...	3	1	...	...	...	1	...	...	...	2	...	1	...	1	...	...	1
November ...	5,635	333	59.1	9	...	...	...	1	2	...	...	...	1	...	...	1	...	...	...	2	...	1	...	...	1	...
December ...	5,598	212	43.2	6	...	...	...	...	1	1	...	...	...	1	...	...	...	1	...	...	...	...	...	...	...	...
						1	...	1	4	1	15	11	3	6	2	8	...	2	7	7	...	1	...	1	7	9
Died per 1,000 of the Average Strength.																										
For the year ...	5,620	313	55.7	86	15.30	18	...	1.07	2.67	1.96	53	1.07	36	1.42	...	36	1.24	1.24	...	18	...	18	1.24	1.60	...	

CAUSES OF ADMISSIONS.	NUMBER OF ADMISSIONS INTO HOSPITAL IN EACH MONTH.												Total Admitted during the Year.	Admitted per 1,000 of Strength.	Died out of each hundred treated.
	Jan.	Feb.	March.	April.	May.	June.	July.	Aug.	Sept.	Oct.	Nov.	Dec.			
	...	...	...	...	...	...	...	...	...	...	...	...			
Cholera ...	...	...	...	...	...	1	...	...	...	...	...	...	1	2	100.00
Smallpox ...	...	...	...	...	...	...	...	...	...	...	...	...	...	...	...
Fever, Intermittent ...	312	180	255	221	337	287	274	394	374	470	247	152	3,512	624.9	70
" Remittent ...	10	5	...	6	17	8	11	12	9	17	13	7	115	...	...
" Continued ...	17	19	95	95	79	31	36	41	48	89	31	18	596	126.5	70
Enteric Fever ...	2	1	1	2	1	1	1	1	6	5	...	3	24	43	62.50
Apoplexy ...	1	1	...	2	5	12	4	1	2	1	...	1	30	53	36.87
Delirium Tremens ...	4	2	3	1	...	...	5	7	5	6	4	...	37	6.6	8.11
Dysentery ...	16	8	22	9	...	12	17	24	14	12	13	12	166	29.5	3.61
Diarrhoea ...	33	33	29	28	34	40	62	61	47	41	28	18	444	79.0	4.5
Hepatitis ...	25	18	28	15	24	20	24	33	30	32	31	16	296	52.7	2.70
Spleen Disease ...	...	...	1	2	1	3	2	8	8	4	6	2	37	6.6	...
Respiratory Diseases ...	53	47	51	44	29	31	22	21	17	31	30	23	399	71.0	5.0
Phthisis Pulmonalis ...	...	3	2	2	5	2	2	4	3	3	1	6	33	5.9	21.21
Scurvy ...	...	...	1	...	1	...	...	...	...	...	...	...	2	4	...
Rheumatism ...	33	22	33	29	36	43	47	41	30	43	32	15	407	72.4	...
Veneral Diseases ...	86	87	93	90	111	86	95	106	83	105	83	104	1,129	206.9	...
Eye Diseases ...	11	10	12	20	16	12	12	15	27	16	9	6	166	29.5	...
Abscess and Ulcer ...	55	40	33	45	93	62	30	58	27	20	34	46	291	105.2	37
Wounds and Accidents ...	49	36	47	39	60	93	44	66	49	58	35	51	545	96.9	...
All other causes ...	62	67	55	77	90	111	162	209	77	101	64	68	1,303	214.1	...
	769	588	761	727	937	895	849	1,148	847	1,000	661	548	9,733	...	...
Admitted per 1,000 of the Average Strength in each Month.															
	141.5	106.2	135.2	129.4	167.0	144.0	149.2	201.1	148.7	192.0	117.3	97.9	1731.9	...	...

# EUROPEAN TROOPS, 1871.

## XIV.

TABLE showing the SICKNESS and MORTALITY among the EUROPEAN TROOPS serving in the DECCAN and in NAGPORE during the Year 1871, and the prevalence of the principal Diseases in each Month of the Year.

(The Garrison of Bombay, drawn chiefly from Regiments serving in the Deccan, is included in this Statement).

MONTHS.	Average Strength.	Average Number Daily Sick.	Number Daily Sick per 1,000 of Strength.	Number of Deaths.	Died per 1,000 of Strength.	CAUSES OF DEATHS IN HOSPITAL.																	Died out of Hospital.				
						Cholera.	Smallpox.	Fever, Intermittent.	Fever, Remittent.	Fever, Continued.	Enteric Fever.	Apoplexy.	Delirium Tremens.	Dysentery.	Diarrhoea.	Hepatitis.	Spleen Disease.	Respiratory Diseases.	Heart Diseases.	Phthisis Pulmonalis.	Dropsy.	Scurvy.		Atrophy and Anæmia.	Wounds and Accidents.	All other Causes.	
January ...	6,618	291	44.0	8	...	...	...	1	...	1	...	...	...	1	...	...	2	1	...	...	...	...	...	1	1		
February ...	6,859	311	45.4	8	...	...	...	...	...	1	...	...	...	3	...	...	...	...	...	...	...	...	...	...	1		
March ...	7,364	347	47.1	8	...	...	...	...	...	1	...	...	...	4	...	...	...	1	...	...	...	...	...	...	1		
April ...	8,249	387	47.0	8	...	...	...	...	...	...	...	...	...	4	...	...	...	...	...	...	...	...	...	...	1		
May ...	8,211	439	53.5	41	...	32	...	1	...	...	...	...	...	4	...	...	...	...	...	...	...	...	...	...	1		
June ...	8,185	473	57.8	7	...	3	...	...	1	...	...	...	...	4	...	...	...	1	...	...	...	...	...	...	1		
July ...	8,203	517	63.0	6	...	1	...	...	...	...	...	...	...	4	...	...	...	...	...	...	...	...	...	...	1		
August ...	8,197	487	59.4	11	...	...	...	...	...	1	...	...	...	4	...	...	1	...	...	...	...	...	...	...	1		
September ...	8,158	449	55.0	11	...	...	...	...	...	...	...	...	...	4	...	...	...	...	...	...	...	...	...	...	1		
October ...	7,545	424	56.2	12	...	...	...	...	...	1	...	...	...	4	...	...	...	...	...	...	...	...	...	...	1		
November ...	8,498	454	53.0	10	...	...	...	...	...	...	...	...	...	4	...	...	...	...	...	...	...	...	...	...	1		
December ...	7,416	309	49.8	8	...	...	...	...	...	...	...	...	...	3	...	...	...	1	...	...	...	...	...	...	1		
						36	...	2	3	5	5	3	10	1	27	...	3	9	6	...	...	...	2	15	11		
Died per 1,000 of the Average Strength.																											
For the year ...	7,783	412	52.9	138	17.73	4.63	...	.63	.63	.63	.39	1.28	.13	3.47	...	.39	1.16	.78	...	...	...	...	.26	1.93	1.42		

CAUSES OF ADMISSIONS.	NUMBER OF ADMISSIONS INTO HOSPITAL IN EACH MONTH.												Total Admitted during the Year.	Admitted per 1,000 of Strength.	Died out of each hundred treated.
	Jan.	Feb.	March.	April.	May.	June.	July.	Aug.	Sept.	Oct.	Nov.	Dec.			
Cholera ...	...	...	...	...	71	2	1	...	1	...	...	...	75	9.6	48.00
Smallpox ...	...	...	...	...	...	...	...	...	1	...	...	...	1	...	...
Fever, Intermittent ...	98	79	70	73	123	225	314	338	182	163	119	102	1,886	242.3	...
" Remittent ...	11	10	11	22	48	79	31	10	13	18	12	15	280	...	...
" Continued ...	30	29	54	52	225	132	233	146	84	106	126	46	1,254	197.1	.32
Enteric Fever ...	...	...	...	...	...	...	...	...	...	...	...	...	...	...	...
Apoplexy ...	1	1	1	4	2	1	...	...	...	...	...	...	...	...	...
Delirium Tremens ...	7	3	6	3	1	3	1	11	2	6	5	3	51	6.6	5.88
Dysentery ...	17	8	10	8	11	11	26	46	37	52	23	31	280	36.0	3.57
Diarrhoea ...	18	9	22	18	34	38	34	89	47	36	30	26	401	51.5	.25
Hepatitis ...	28	10	24	18	30	22	20	23	31	32	34	21	293	37.6	9.22
Spleen Disease ...	3	2	1	3	2	...	...	...	...	...	...	...	30	3.9	...
Respiratory Diseases ...	29	22	46	37	27	27	31	41	29	25	34	43	391	50.3	.77
Phthisis Pulmonalis ...	6	2	1	2	4	4	7	9	5	6	4	4	54	6.9	11.11
Scurvy ...	1	...	...	...	...	...	...	...	...	...	...	...	2	.3	...
Rheumatism ...	37	23	18	26	30	32	37	37	36	28	32	16	352	45.2	...
Veneral Diseases ...	119	129	126	144	144	97	98	131	81	122	129	108	1,401	180.0	...
Eye Diseases ...	15	12	15	20	26	15	15	22	18	8	16	8	190	24.4	...
Abscess and Ulcer ...	61	36	73	80	105	52	49	65	46	68	49	51	737	94.7	...
Wounds and Accidents ...	48	50	58	68	105	58	49	60	58	63	71	62	759	96.4	...
All other causes ...	89	65	75	79	99	89	91	100	84	103	117	75	1,065	137.0	...
	611	472	612	637	1,088	894	1,039	1,132	765	849	793	614	9,517		
Admitted per 1,000 of the Average Strength in each Month.															
	92.3	68.9	83.1	79.7	132.5	109.2	129.7	138.1	93.8	111.3	94.3	82.8	122.8		



# EUROPEAN TROOPS, 1871.

## XV.

TABLE showing the SICKNESS and MORTALITY among the EUROPEAN TROOPS serving in SOUTHERN INDIA during the Year 1871, and the prevalence of the principal Diseases in each Month of the Year.

MONTHS.	Average Strength.	Average Number Daily Sick.	Number Daily Sick per 1,000 of Strength.	Number of Deaths.	Died per 1,000 of Strength.	CAUSES OF DEATHS IN HOSPITAL.																Died out of Hospital.				
						Cholera.	Smallpox.	Fever, Intermittent.	Fever, Remittent.	Fever, Continued.	Enteric Fever.	Apoplexy.	Delirium Tremens.	Dysentery.	Diarrhoea.	Hepatitis.	Spleen Disease.	Respiratory Diseases.	Heart Disease.	Phthisis Pulmonalis.	Dropsy.		Scurvy.	Atrophy and Anæmia.	Wounds and Accidents.	All other Causes.
January	5,014	300	59.8	15	...	...	...	...	...	...	...	...	...	1	...	...	...	...	...	...	...	...	...	...	1	...
February	4,989	302	60.5	4	...	...	...	...	...	...	...	...	...	...	...	...	...	...	...	...	...	...	...	...	...	3
March	5,209	354	68.2	1	...	...	...	...	...	...	...	...	...	...	...	...	...	...	...	...	...	...	...	...	...	...
April	5,056	343	67.8	5	...	...	...	...	...	...	...	...	...	...	...	...	...	...	...	...	...	...	...	...	...	...
May	4,967	343	69.0	5	...	...	...	...	...	...	...	...	...	...	...	...	...	...	...	...	...	...	...	...	...	...
June	4,991	383	76.7	9	...	...	...	...	...	...	...	...	...	...	...	...	...	...	...	...	...	...	...	...	...	...
July	5,017	303	60.4	4	...	...	...	...	...	...	...	...	...	...	...	...	...	...	...	...	...	...	...	...	...	...
August	5,039	292	58.0	2	...	...	...	...	...	...	...	...	...	...	...	...	...	...	...	...	...	...	...	...	...	...
September	5,022	273	54.4	4	...	...	...	...	...	...	...	...	...	...	...	...	...	...	...	...	...	...	...	...	...	...
October	5,056	267	52.8	8	...	...	...	...	...	...	...	...	...	...	...	...	...	...	...	...	...	...	...	...	...	...
November	4,479	255	56.9	4	...	...	...	...	...	...	...	...	...	...	...	...	...	...	...	...	...	...	...	...	...	...
December	3,967	238	61.5	5	...	...	...	...	...	...	...	...	...	...	...	...	...	...	...	...	...	...	...	...	...	...
						...	...	...	1	2	9	1	5	9	...	8	...	2	7	5	...	...	...	...	6	11
Died per 1,000 of the Average Strength.																										
For the year...	4,892	271	55.4	68	13.49	...	...	...	61	184	20	102	184	...	164	...	41	143	102	...	...	...	...	143	223	

CAUSES OF ADMISSIONS.	NUMBER OF ADMISSIONS INTO HOSPITAL IN EACH MONTH.												Total Admitted during the Year.	Admitted per 1,000 of Strength.	Died out of each hundred treated.
	Jan.	Feb.	March.	April.	May.	June.	July.	Aug.	Sept.	Oct.	Nov.	Dec.			
	...	...	...	...	...	...	...	...	...	...	...	...			
Cholera	...	...	...	...	...	...	...	...	1	...	1	...	2	4	...
Smallpox	...	...	...	...	...	...	...	...	...	...	...	...	2	4	...
Fever, Intermittent	27	46	22	20	28	20	10	17	19	19	13	...	257	52.5	...
" Remittent	10	2	...	1	1	2	7	2	...	1	...	...	26	...	...
" Continued	37	27	16	28	32	28	15	28	19	21	15	...	284	63.4	97
Enteric Fever	15	...	...	1	...	2	...	...	...	1	...	...	25	5.1	26.00
Apoplexy	2	...	...	1	1	3	...	...	1	...	...	...	9	1.8	11.11
Delirium Tremens	4	3	4	5	3	6	9	7	4	3	4	...	54	11.0	9.26
Dysentery	12	14	6	9	22	35	29	48	21	32	20	...	282	57.6	3.19
Diarrhoea	17	13	22	16	19	22	26	21	12	19	8	...	211	43.1	...
Hepatitis	27	14	11	12	17	26	27	28	23	22	27	...	256	52.3	3.13
Spleen Disease	1	...	...	2	2	1	1	2	1	2	1	...	15	3.1	...
Respiratory Diseases	27	34	40	27	33	28	14	31	25	18	17	...	315	64.4	63
Phthisis Pulmonalis	3	2	2	3	8	5	12	4	5	7	3	...	62	12.7	8.06
Scurvy	...	...	...	...	...	...	...	...	...	...	...	...	...	...	...
Rheumatism	27	10	16	25	23	20	25	22	18	33	18	...	244	49.9	...
Veneral Diseases	78	61	53	56	65	61	53	61	38	55	55	...	678	138.6	...
Eye Diseases	1	4	6	6	6	6	16	10	5	9	8	...	81	16.6	...
Abscess and Ulcer	62	50	45	47	80	69	69	72	60	61	38	...	660	135.9	...
Wounds and Accidents	51	26	52	50	49	48	39	47	35	51	44	...	577	117.9	...
All other causes	106	72	96	104	123	121	122	132	84	129	73	...	1,243	254.1	37
	507	498	392	413	508	509	451	533	351	486	347	384	5,283		
Admitted per 1,000 of the Average Strength in each Month.															
	101.1	81.8	75.3	81.7	102.3	100.2	99.5	105.8	69.9	96.1	77.5	99.3	107.9		

# EUROPEAN TROOPS, 1871.

## XVI.

TABLE showing the SICKNESS and MORTALITY among the EUROPEAN TROOPS serving in BURMAH and PEGU during the Year 1871, and the prevalence of the principal Diseases in each Month of the Year.

MONTHS.	Average Strength.	Average Number Daily Sick.	Number Daily Sick per 1,000 of Strength.	Number of Deaths.	Died per 1,000 of Strength.	CAUSES OF DEATHS IN HOSPITAL.																	Died out of Hospital.				
						Cholera.	Smallpox.	Fever, Intermittent.	Fever, Remittent.	Fever, Continued.	Enteric Fever.	Apoplexy.	Delirium Tremens.	Dysentery.	Diarrhoea.	Hepatitis.	Spleen Disease.	Respiratory Diseases.	Heart Diseases.	Phthisis Pulmonalis.	Dropsy.	Scurvy.		Atrophy and Anæmia.	Wounds and Accidents.	All other Causes.	
January	1,563	53	33.9	...	...	...	...	...	...	...	...	...	...	...	...	...	...	...	...	...	...	...	...	...	...	...	
February	1,847	74	40.1	3	...	...	...	1	...	1	...	...	...	...	...	...	...	...	...	...	...	...	...	...	...	...	
March	1,865	85	45.6	2	...	...	...	1	...	...	...	...	...	...	...	...	...	...	...	...	...	...	...	...	...	...	
April	1,888	89	47.1	3	...	...	...	...	...	1	...	...	...	...	...	...	...	...	...	...	...	...	...	...	...	...	
May	1,903	93	48.8	1	...	...	...	...	...	...	...	...	...	...	...	...	...	...	...	...	...	...	...	...	...	...	
June	1,896	103	54.3	2	...	...	...	1	...	...	...	...	...	...	...	...	...	...	...	...	...	...	...	...	...	...	
July	1,874	112	59.8	3	...	...	...	...	...	...	...	...	...	...	...	...	...	...	...	...	...	...	...	...	...	...	
August	1,830	91	49.7	1	...	...	...	...	...	1	...	...	...	...	...	...	...	...	...	...	...	...	...	...	...	...	
September	1,826	91	49.8	...	...	...	...	...	...	...	...	...	...	...	...	...	...	...	...	...	...	...	...	...	...	...	
October	1,752	81	46.2	3	...	...	...	...	...	...	...	...	...	...	...	...	...	...	...	...	...	...	...	...	...	...	
November	1,759	74	42.1	2	...	...	...	...	...	...	...	...	...	...	...	...	...	...	...	...	...	...	...	...	...	...	
December	1,812	69	38.1	1	...	...	...	...	...	...	...	...	...	...	...	...	...	...	...	...	...	...	...	...	...	...	
								3		2	1	1	1	...	2		1	4	2						2	2	
Died per 1,000 of the Average Strength.																											
For the year	1,819	84	46.2	21*	11.54	...	...	1.64	1.10	.55	.55	.55	...	1.10	...	.55	2.20	1.10	...	...	...	...	...	...	1.10	1.10	

CAUSES OF ADMISSIONS.	NUMBER OF ADMISSIONS INTO HOSPITAL IN EACH MONTH.												Total Admitted during the Year.	Admitted per 1,000 of Strength.	Died out of each hundred treated.	
	Jan.	Feb.	March.	April.	May.	June.	July.	Aug.	Sept.	Oct.	Nov.	Dec.				
Cholera	...	...	...	...	...	...	...	...	...	...	...	...	...	...	...	...
Smallpox	...	...	...	...	...	...	...	...	...	...	...	...	...	...	...	...
Fever, Intermittent	15	18	8	10	19	32	27	19	17	11	8	6	190	104.5	...	...
" Remittent	...	1	1	...	...	1	...	...	...	...	...	...	3	...	...	...
" Continued	15	13	9	13	17	16	12	23	14	15	20	10	177	99.0	1.67	...
Enteric Fever	...	2	...	1	...	1	5	...	2	...	...	...	11	6.0	18.88	...
Apoplexy	...	1	...	5	...	...	...	...	...	...	...	...	6	3.3	10.67	...
Delirium Tremens	...	2	1	1	4	1	...	1	2	1	1	2	16	8.8	6.25	...
Dysentery	15	14	4	10	20	23	24	11	12	6	12	5	156	85.8	.64	...
Diarrhoea	6	1	11	11	18	19	15	12	6	12	8	8	127	69.8	...	...
Hepatitis	11	5	5	7	18	11	19	15	17	11	11	5	135	74.2	1.48	...
Spleen Disease	...	...	...	1	...	...	...	...	...	...	...	...	1	.6	...	...
Respiratory Diseases	6	3	9	14	7	11	9	14	11	8	5	15	112	61.6	.90	...
Phthisis Pulmonalis	...	...	2	2	2	1	3	...	...	3	1	1	15	8.2	13.31	...
Scurvy	...	...	...	...	...	...	...	...	...	...	...	...	1	.6	...	...
Rheumatism	2	10	5	7	12	4	14	9	8	6	6	5	88	48.4	...	...
Veneral Diseases	17	25	29	35	24	22	19	25	24	25	23	18	296	157.2	...	...
Eye Diseases	1	7	...	4	1	1	...	2	1	1	1	...	19	10.4	...	...
Abscess and Ulcer	8	13	14	21	19	24	14	16	22	15	10	6	182	100.0	...	...
Wounds and Accidents	15	24	17	11	27	16	17	17	25	18	19	25	231	127.0	...	...
All other causes	11	25	21	31	48	37	60	40	21	39	20	20	379	208.3	...	...
	122	164	136	184	236	210	238	204	182	171	146	132	2,135			
Admitted per 1,000 of the Average Strength in each Month.																
	78.1	88.8	72.9	97.5	124.0	116.0	127.0	111.5	99.7	97.6	83.0	72.8	1173.7			

\* Nine men belonging to Regiments serving in Burmah and Pegu died in the Depot Hospitals at Madras, and six men in the Hospitals of other Regiments or on the march in course of relief. The addition of these deaths raises the death-rate to 19.79 per 1,000.



# EUROPEAN TROOPS, 1871.

## XVII.

TABLE showing the SICKNESS and MORTALITY among the EUROPEAN SOLDIERS occupying the HILL STATIONS and HILL CONVALESCENT DEPOTS of the MADRAS and BOMBAY PRESIDENCIES during the Year 1871, and the prevalence of the principal Diseases in each Month of the Year.

(The Statistics of Wellington, Ramandroog, Puchmurree (Madras Troops), and Mount Abou are aggregated in this Statement.)

MONTHS.	Average Strength.	Average Number Daily Sick.	Number Daily Sick per 1,000 of Strength.	Number of Deaths.	Died per 1,000 of Strength.	CAUSES OF DEATHS IN HOSPITAL.																			Died out of Hospital.	
						Cholera.	Smallpox.	Fever, Intermittent.	Fever, Remittent.	Fever, Continued.	Enteric Fever.	Apoplexy.	Delirium Tremens.	Dysentery.	Diarrhoea.	Hepatitis.	Spleen Disease.	Respiratory Diseases.	Heart Diseases.	Phtisis Pulmonalis.	Dropsy.	Scurvy.	Atrophy and Anæmia.	Wounds and Accidents.		All other Causes.
January	431	22	51.0	...	...	...	...	...	...	...	...	...	...	...	...	...	...	...	...	...	...	...	...	...	...	...
February	349	19	54.4	1	...	...	...	...	...	...	...	...	...	...	...	...	...	...	...	...	...	...	...	...	...	...
March	710	26	36.6	...	...	...	...	...	...	...	...	...	...	...	...	...	...	...	...	...	...	...	...	...	...	...
April	994	63	63.4	1	...	...	...	...	...	...	...	...	...	...	...	...	...	...	...	...	...	...	...	...	...	...
May	1,063	83	78.1	1	...	...	...	...	...	...	...	...	...	...	...	...	...	...	...	...	...	...	...	...	...	...
June	947	79	83.4	2	...	...	...	...	...	...	...	...	...	...	...	...	...	...	...	...	...	...	...	...	...	...
July	799	58	73.4	2	...	...	...	...	...	...	...	...	...	...	...	...	...	...	...	...	...	...	...	...	...	...
August	757	58	76.6	1	...	...	...	...	...	...	...	...	...	...	...	...	...	...	...	...	...	...	...	...	...	...
September	744	58	77.9	1	...	...	...	...	...	...	...	...	...	...	...	...	...	...	...	...	...	...	...	...	...	...
October	599	42	70.1	...	...	...	...	...	...	...	...	...	...	...	...	...	...	...	...	...	...	...	...	...	...	...
November	423	32	75.7	1	...	...	...	...	...	...	...	...	...	...	...	...	...	...	...	...	...	...	...	...	...	...
December	360	28	77.8	...	...	...	...	...	...	...	...	...	...	...	...	...	...	...	...	...	...	...	...	...	...	...
						...	...	...	...	...	1	...	1	5	...	...	...	...	1	...	...	...	...	...	1	1
Died per 1,000 of the Average Strength.																										
For the year...	681	47	69.0	10	1.47	...	...	...	...	...	1.47	...	1.47	7.34	...	...	...	...	1.47	...	...	...	...	...	1.47	1.47
NUMBER OF ADMISSIONS INTO HOSPITAL IN EACH MONTH.																										
CAUSES OF ADMISSIONS.													Total Admitted during the Year.	Admitted per 1,000 of Strength.	Died out of each hundred treated.											
	Jan.	Feb.	March.	April.	May.	June.	July.	Aug.	Sept.	Oct.	Nov.	Dec.														
Cholera	...	...	...	...	...	...	...	...	...	...	...	...	...	...	...	...	...	...	...	...	...	...	...	...	...	...
Smallpox	...	...	...	...	...	...	...	...	...	...	...	...	...	...	...	...	...	...	...	...	...	...	...	...	...	...
Fever, Intermittent	7	8	28	41	65	48	62	37	20	33	36	32	437	671.1	...	...	...	...	...	...	...	...	...	...	...	...
" Remittent	1	...	1	...	3	2	2	...	1	1	...	...	11	1	...	...	...	...	...	...	...	...	...	...	...	...
" Continued	3	2	1	...	1	1	...	...	1	1	1	...	11	1	...	...	...	...	...	...	...	...	...	...	...	...
Enteric Fever	1	...	...	...	...	...	...	...	...	...	...	...	1	1	...	...	...	...	...	...	...	...	...	...	...	...
Apoplexy	...	...	...	...	...	...	...	...	...	...	...	...	...	...	...	...	...	...	...	...	...	...	...	...	...	...
Delirium Tremens	...	...	...	...	...	...	1	...	...	...	...	...	2	2.9	...	...	...	...	...	...	...	...	...	...	...	...
Dysentery	1	1	...	4	11	10	4	5	2	...	1	...	39	57.3	...	...	...	...	...	...	...	...	...	...	...	12.82
Diarrhoea	...	...	...	6	2	4	5	9	4	3	3	4	49	58.7	...	...	...	...	...	...	...	...	...	...	...	...
Hepatitis	3	2	3	10	5	7	5	1	4	7	3	1	51	74.9	...	...	...	...	...	...	...	...	...	...	...	...
Spleen Disease	2	1	...	...	...	...	...	1	...	...	...	...	4	5.9	...	...	...	...	...	...	...	...	...	...	...	...
Respiratory Diseases	7	3	9	4	10	3	6	7	3	4	...	...	57	83.7	...	...	...	...	...	...	...	...	...	...	...	...
Phtisis Pulmonalis	1	...	1	1	2	...	...	...	1	...	...	...	7	10.3	...	...	...	...	...	...	...	...	...	...	...	...
Scurvy	...	...	...	...	...	...	...	...	...	...	...	...	...	...	...	...	...	...	...	...	...	...	...	...	...	...
Rheumatism	2	1	...	7	10	7	8	7	8	7	6	...	63	92.5	...	...	...	...	...	...	...	...	...	...	...	...
Veneral Diseases	...	2	9	46	17	13	7	18	8	12	3	2	144	211.5	...	...	...	...	...	...	...	...	...	...	...	...
Eye Diseases	1	...	2	5	5	...	...	2	1	...	...	...	16	23.5	...	...	...	...	...	...	...	...	...	...	...	...
Abscess and Ulcer	2	6	6	15	14	9	4	10	8	7	...	...	82	120.4	...	...	...	...	...	...	...	...	...	...	...	...
Wounds and Accidents	3	2	2	6	11	5	5	2	5	3	3	3	59	73.4	...	...	...	...	...	...	...	...	...	...	...	...
All other causes	39	11	19	43	24	15	18	19	16	23	18	15	251	368.6	...	...	...	...	...	...	...	...	...	...	...	...
	71	39	81	188	180	125	126	118	82	102	94	69	1,286													
Admitted per 1,000 of the Average Strength in each Month.																										
	164.7	111.8	114.1	189.1	160.3	132.0	159.5	155.9	110.2	170.3	222.2	222.2	1888.4													

# EUROPEAN TROOPS, 1871.

## XVIII.

COMPARATIVE STATEMENT of the RATIOS of SICKNESS and MORTALITY among the EUROPEAN TROOPS serving in the various PROVINCES of the BENGAL PRESIDENCY during the Year 1871.

DISEASES.	BENGAL PROPER.			GANGETIC PROVINCES.			BOHILDUND AND MEERUT.			AGRA AND CENTRAL INDIA.			PUNJAB.			HILL STATIONS.			BENGAL PRESIDENCY.		
	Average Strength per 1,000— A. Cholera B. All Causes	Daily Sick-rate per 1,000— A. Cholera B. All Causes	Admission-rate per 1,000— A. Cholera B. All Causes	Average Strength per 1,000— A. Cholera B. All Causes	Daily Sick-rate per 1,000— A. Cholera B. All Causes	Admission-rate per 1,000— A. Cholera B. All Causes	Average Strength per 1,000— A. Cholera B. All Causes	Daily Sick-rate per 1,000— A. Cholera B. All Causes	Admission-rate per 1,000— A. Cholera B. All Causes	Average Strength per 1,000— A. Cholera B. All Causes	Daily Sick-rate per 1,000— A. Cholera B. All Causes	Admission-rate per 1,000— A. Cholera B. All Causes	Average Strength per 1,000— A. Cholera B. All Causes	Daily Sick-rate per 1,000— A. Cholera B. All Causes	Admission-rate per 1,000— A. Cholera B. All Causes	Average Strength per 1,000— A. Cholera B. All Causes	Daily Sick-rate per 1,000— A. Cholera B. All Causes	Admission-rate per 1,000— A. Cholera B. All Causes	Average Strength per 1,000— A. Cholera B. All Causes	Daily Sick-rate per 1,000— A. Cholera B. All Causes	Admission-rate per 1,000— A. Cholera B. All Causes
Cholera	1.9	50.00	31	4.7	69.53	2.83	...	...	...	2.4	...	...	...	...	...	...	...	...	1.2	61.00	71
Smallpox	...	...	...	...	...	...	...	...	...	...	...	...	...	...	...	...	...	...	...	...	...
Enteric Fever	41	25.00	1.00	5.8	38.30	2.21	4.7	49.00	1.94	1.94	10.00	1.94	4.3	40.81	1.98	...	...	...	3.8	44.78	171
Intermittent Fevers	97.2	...	...	20.42	...	...	41.95	...	...	...	...	...	51.96	...	...	...	...	...	417.3	...	...
Remittent and Continued Fevers	268.9	...	...	138.1	1.34	1.85	132.1	7.8	1.18	157.4	2.72	5.10	24.7	1.09	2.71	32.3	85	...	173.2	1.28	2.25
Apoplexy	2.0	25.00	31	1.4	72.73	9.0	1.4	16.67	2.3	1.2	20.00	2.4	2.7	43.33	1.17	...	...	...	1.8	45.75	80
Dolium Tremens	2.5	20.00	31	2.7	...	...	3.8	15.50	4.7	5.8	...	...	3.7	14.64	5.4	...	...	...	3.7	6.98	25
Dysentery	47.1	1.08	31	37.0	5.31	1.97	45.0	2.68	1.42	26.2	3.70	4.7	27.8	2.27	6.3	24.4	6.62	1.37	34.2	3.41	1.17
Diarrhea	62.8	...	...	53.5	2.3	1.2	78.4	3.0	2.3	46.4	...	...	58.7	...	...	83.5	6.5	...	64.7	1.8	1.12
Hepatitis	101.3	8.00	8.10	56.7	5.00	2.83	74.4	4.76	3.55	41.7	6.40	2.67	53.4	2.87	1.54	39.7	4.11	1.65	50.7	4.58	2.73
Spleen Disease	71	...	...	4.9	...	...	11.6	...	...	13.8	...	...	8.2	1.10	3.0	3.6	...	...	8.0	3.6	0.3
Respiratory Diseases	30.0	...	...	52.7	9.3	4.0	137.5	3.1	4.7	73.3	9.9	7.3	80.6	2.62	2.35	102.1	1.61	1.65	85.0	1.61	1.37
Pneumonia	61	16.67	1.00	6.2	13.43	1.11	12.5	7.55	9.5	4.9	15.00	7.3	7.2	30.38	2.17	...	11.11	8.0	9.0	17.92	1.65
Scoury	...	...	...	2	...	...	1.0	...	...	2	...	...	3	...	...	3	...	...	3	8.33	0.3
Rheumatism	47.1	...	...	53.1	...	...	74.2	...	...	67.0	...	...	63.3	...	...	10.4	...	...	67.7	...	...
Veneral Diseases	151.9	...	...	287.1	...	...	188.9	...	...	204.4	...	...	172.1	...	...	188.4	...	...	208.8	...	...
Eye Diseases	10.6	...	...	35.1	...	...	21.5	...	...	26.5	...	...	23.1	...	...	9.9	...	...	24.0	...	...
Abscess and Ulcer	87.1	4.56	...	95.0	3.1	2.22	113.8	6.7	4.73	94.7	...	...	75.5	...	...	68.7	2.18	...	86.3	...	3.36
Wounds and Accidents	108.3	...	...	78.0	...	...	98.0	...	...	99.0	...	...	92.6	...	...	88.4	...	...	90.6	...	...
All other Causes	24.1	...	...	158.5	...	...	210.4	...	1.18	157.3	...	...	143.8	...	...	128.1	...	...	168.1	...	1.62
Dead out of Hospital	1291.2	...	1872	1270.8	...	1834	1630.2	...	16.53	1028.4	...	18.45	1204.3	...	1813	1114.7	...	9.04	1507.7	...	17.83



# EUROPEAN TROOPS, 1871.

## XIX.

COMPARATIVE STATEMENT of the RATIOS of SICKNESS and MORTALITY among the EUROPEAN TROOPS serving in the various PROVINCES of the BOMBAY and MADRAS PRESIDENCIES during the Year 1871.

DISEASES.	RAJPOOTANA, MALWA, SINDH AND ADEN.				DECCAN AND NAGPORE.				SOUTHERN INDIA.				BURMAH AND PEGU.				MADRAS PRESIDENCY.				BOMBAY PRESIDENCY.				ARMY OF INDIA.			
	Average Strength per 1,000	Daily Sick-rate per 1,000	Admission-rate per 1,000	Death-rate per 1,000— A. Cholera B. All Causes	Average Strength per 1,000	Daily Sick-rate per 1,000	Admission-rate per 1,000	Death-rate per 1,000— A. Cholera B. All Causes	Average Strength per 1,000	Daily Sick-rate per 1,000	Admission-rate per 1,000	Death-rate per 1,000— A. Cholera B. All Causes	Average Strength per 1,000	Daily Sick-rate per 1,000	Admission-rate per 1,000	Death-rate per 1,000— A. Cholera B. All Causes	Average Strength per 1,000	Daily Sick-rate per 1,000	Admission-rate per 1,000	Death-rate per 1,000— A. Cholera B. All Causes	Average Strength per 1,000	Daily Sick-rate per 1,000	Admission-rate per 1,000	Death-rate per 1,000— A. Cholera B. All Causes	Average Strength per 1,000	Daily Sick-rate per 1,000	Admission-rate per 1,000	Death-rate per 1,000— A. Cholera B. All Causes
Cholera	2	...	...	18	96	4800	463	...	4	...	...	...	...	...	...	...	70	4737	332	...	2	1000	...	...	271	5210	109	...
Smallpox	...	...	...	...	...	...	...	...	...	...	...	...	...	...	...	...	...	...	...	...	...	...	...	...	...	...	...	...
Euteric Fever	43	6250	207	...	15	4167	63	...	51	3600	194	...	60	1818	110	...	44	3125	147	...	23	6100	148	...	36	4390	182	...
Intermittent Fevers	6249	...	...	...	2423	...	...	...	525	...	...	...	1045	...	...	...	807	...	...	...	5103	...	...	...	327	...	...	...
Remittent and Continued Fevers	1265	70	107	...	1071	32	63	...	634	67	61	...	900	167	164	...	764	109	83	...	1813	46	101	...	1563	108	174	...
Apoplexy	53	3667	180	...	14	4545	63	...	18	1111	20	...	33	1667	55	...	22	2500	55	...	34	3213	120	...	22	3760	83	...
Delirium Tremens	60	811	53	...	60	588	39	...	110	926	102	...	88	625	55	...	87	745	65	...	62	896	55	...	51	720	29	...
Dysentery	295	364	197	...	360	357	128	...	576	349	194	...	858	64	55	...	730	316	231	...	232	319	92	...	395	331	134	...
Barbican	700	45	36	...	515	25	13	...	431	...	...	...	608	...	...	...	604	...	...	...	592	47	28	...	628	20	12	...
Hepatitis	827	270	142	...	376	922	347	...	523	313	164	...	742	148	110	...	665	527	320	...	445	415	185	...	581	467	273	...
Spleen Disease	66	...	...	...	39	...	...	...	31	...	...	...	90	...	...	...	30	...	...	...	57	...	...	...	60	27	302	...
Respiratory Diseases	710	50	36	...	503	77	39	...	644	63	41	...	610	90	55	...	624	74	46	...	409	45	28	...	761	120	90	...
Pulmonary Diseases	59	2121	124	...	69	1111	78	...	806	102	102	...	82	1333	110	...	122	985	120	...	92	1600	148	...	97	1564	133	...
Scurvy	4	...	...	...	3	...	...	...	...	...	...	...	6	...	...	...	3	...	...	...	5	2000	90	...	3	1000	30	...
Rheumatism	724	...	...	...	452	...	...	...	499	...	...	...	484	...	...	...	557	...	...	...	564	...	...	...	632	...	...	...
Veneral Diseases	2009	...	...	...	1809	...	...	...	186	...	...	...	1572	...	...	...	1902	...	...	...	1744	...	...	...	1068	...	...	...
Eye Diseases	295	...	...	...	314	...	...	...	166	...	...	...	104	...	...	...	174	...	...	...	269	...	...	...	233	...	...	...
Abscess and Ulcer	1079	...	...	...	947	...	...	...	1350	...	...	...	1090	...	...	...	1224	...	...	...	931	...	...	...	945	...	...	...
Wounds and Accidents	909	...	...	...	904	...	...	...	1179	...	...	...	1270	...	...	...	1140	...	...	...	502	...	...	...	950	...	...	...
All other Causes	2141	...	...	...	1370	...	...	...	2541	...	...	...	2083	...	...	...	2359	...	...	...	1697	...	...	...	1814	...	...	...
Died out of Hospital	17319	...	...	...	12228	...	...	...	10799	...	...	...	11757	...	...	...	11082	...	...	...	13176	...	...	...	14090	...	...	...
	...	...	...	...	...	...	...	...	...	...	...	...	...	...	...	...	...	...	...	...	...	...	...	...	...	...	...	...

\* See note to Table XVI.



## EUROPEAN TROOPS, 1871.

## XX.

TABLE showing the GENERAL STATISTICS of SICKNESS and MORTALITY in the PRINCIPAL MILITARY STATIONS of the THREE PRESIDENCIES.

STATIONS.	Period of Observation.	Average Strength during the period of occupation.	DAILY SICK PER 1,000 OF THE AVERAGE STRENGTH IN EACH MONTH.												Admission-rate Sick per 1,000 of the strength for the period of occupation.	Average Daily Sick per 1,000 of the strength for the period of occupation.	DIED PER 1,000 OF THE AVERAGE STRENGTH.			
			Jan.	Feb.	Mar.	April.	May.	June.	July.	Aug.	Sept.	Oct.	Nov.	Dec.			A.	B.		C.
																		1. In Hospital.	2. Out of Hospital.	
BENGAL PROVINCE.																				
Fort William	For the Year	800	668	692	517	520	533	556	626	660	752	600	811	778	12390	1.49	1000	2.98	1000	
Dum-Dum	"	672	328	377	273	289	321	399	361	230	201	293	313	449	10506	...	1488	2.98	1935	
Barrackpore	"	504	427	490	487	493	473	501	538	633	619	615	635	350	17064	...	2778	3.97	3175	
GANGETIC PROVINCES.																				
Hazroebagh	"	887	528	654	649	841	719	564	625	559	481	493	613	540	13844	...	1578	1.13	1691	
Dinapore	"	881	720	749	610	493	649	742	733	780	734	736	647	639	11442	268	1702	3.41	2611	
Benares	"	614	696	617	632	418	456	536	636	684	629	558	425	810	12656	584	1945	1.95	2724	
Chunar	"	65	728	303	608	492	299	597	455	455	507	149	393	393	19231	...	1183	1.97	1249	
Fyzabad	"	900	317	475	595	635	711	786	760	672	619	592	393	494	8897	...	1237	1.65	1732	
Lucknow	"	2,495	491	442	431	467	545	454	512	636	755	828	691	459	10044	320	1142	1.63	1305	
Sectapore	"	613	159	325	338	362	473	426	379	316	382	350	272	216	8691	...	1095	...	1695	
Fatehgarh	"	177	819	516	508	558	309	567	615	825	773	412	623	543	13063	...	1095	3.58	13714	
Cawnpore	"	807	745	804	658	1059	1059	1115	1280	1330	1255	1031	991	1126	21705	...	956	...	2635	
Almohad	"	797	547	601	577	627	659	678	736	691	599	578	511	695	16728	878	1737	...	2635	
ROHILKHAND AND MEERUT.																				
Shahjehanpore	"	403	886	911	819	992	850	1153	1071	714	612	615	439	509	21786	...	1189	2.49	1489	
Bareilly	"	803	591	594	554	350	474	453	467	492	576	593	545	611	7905	...	872	...	1121	
Moradabad	"	181	798	1127	1321	229	229	286	229	490	286	313	345	374	10023	...	552	...	552	
Roorkee	"	366	356	398	480	109	614	625	630	721	757	635	603	678	17002	...	817	...	817	
Meerut	"	1,044	874	680	642	588	674	683	797	1028	1118	1020	1001	679	20021	...	2129	1.22	2251	
Bithur	"	418	593	569	702	673	817	797	605	799	825	797	611	697	20111	...	1675	2.39	1914	
Matra	"	418	619	612	559	613	389	317	317	366	513	517	500	354	13559	...	1135	...	1435	
AGRA AND CENTRAL INDIA.																				
Agra	"	967	522	379	474	494	692	590	620	716	636	583	439	509	13891	...	2307	2.01	2508	
Meerut	"	1,075	550	585	754	814	705	892	882	1055	1009	918	898	703	29690	...	1488	1.86	1671	
Gwalior Ghode	"	310	794	494	359	293	362	362	428	623	530	470	395	444	13161	...	967	3.23	1290	
Jhansi	"	478	717	672	695	457	386	538	673	830	1081	1220	1324	894	39423	211	1692	...	1692	
Nagpur	"	304	548	715	530	563	700	836	669	702	980	1051	819	679	21814	...	2631	...	2631	
Saugor	"	635	389	382	295	308	445	443	444	658	828	881	1022	424	17151	...	945	...	2645	
Jubbulpore	"	326	317	59	261	461	461	363	485	588	723	723	569	488	13804	...	1535	3.07	1840	
PUNJAB.																				
Umalla	"	1,177	319	458	426	347	476	590	473	614	619	536	413	284	12415	...	1149	3.49	1529	
Jallundar	"	702	592	729	702	615	486	593	589	583	752	632	469	328	11415	...	1435	1.42	1567	
Ferozepore	"	1,677	297	409	386	336	414	385	387	445	428	389	393	361	10856	...	1021	3.05	1111	
Mooltan	"	843	392	375	362	352	451	592	578	869	369	373	321	373	12050	...	1858	1.19	2917	
Dera Ismael Khan	"	1,060	290	290	290	109	306	693	495	495	495	495	495	200	11552	...	1479	1.83	1653	
Sealkote	"	101	322	319	471	362	411	412	493	637	619	619	555	415	11552	...	1479	1.83	1653	
Unosur	"	101	794	738	221	476	536	476	483	443	694	625	104	314	17054	...	2484	...	2484	
Fort Lahore	"	83	214	214	214	488	610	366	732	692	231	357	366	360	16679	...	3614	12.05	4819	
Messan Meer	"	907	495	627	673	689	689	722	770	879	499	726	638	304	14553	...	1433	...	1433	
Rawalpindoe	"	103	214	214	214	488	610	366	732	692	231	357	366	360	16679	...	3614	12.05	4819	
Attock	"	1,413	415	604	591	575	652	611	680	723	711	723	625	324	18018	...	1132	...	1132	
Rawal	"	103	214	214	214	488	610	366	732	692	231	357	366	360	16679	...	3614	12.05	4819	
Chitral	9 Months, April to December	166	926	503	596	661	661	539	694	183	663	183	663	183	27451	...	654	...	654	
Nowshera	For the Year	526	927	673	514	539	504	514	732	663	183	663	183	663	183	27451	...	654	...	654
Peshawar and Chertal*	"	1,560	715	674	572	597	735	593	686	712	622	551	610	541	22426	...	2798	1.87	1205	
	"															...	2149	...	2213	







# EUROPEAN TROOPS, 1871.

## XXI.

TABLE showing the *RATIO* in which the *PRINCIPAL DISEASES* have contributed to make up the *ADMISSION-RATE* of the *YEAR* in the *CHIEF MILITARY STATIONS* of the *THREE PRESIDENCIES*.

STATIONS.	Average Strength during the period of occupation.	ADMITTED INTO HOSPITAL PER 1,000 OF AVERAGE STRENGTH.											Admitted per 1,000 of the Average Strength from all Causes.
		Cholera.	Heat Apoplexy.	Fever.	Dysentery.	Diarrhoea.	Hepatitis.	Rheumatism.	Veneral cases.	Diseases of the Respiratory Organs.	Ophthalmia.	All other causes.	
BENGAL PROPER.													
Fort William	800	...	...	300.0	388	388	97.5	387	206.2	45.0	16.2	448.8	1230.0
Dum-Dum	672	3.0	4.5	449.4	193	253	29.8	357	135.4	40.2	4.5	303.5	1050.8
Barrackpore	504	...	2.0	375.0	97.2	150.8	202.4	75.4	99.2	27.8	9.9	606.7	1706.4
GANGHEE PROVINCES.													
Harareebagh	887	1.1	1.1	338.5	25.9	50.7	27.1	38.4	384.5	75.5	75.5	366.1	1384.4
Dinapore	881	7.9	1.1	122.6	67.0	69.2	115.8	69.2	329.1	61.3	48.8	279.2	1144.2
Benares	514	5.8	3.9	181.8	29.2	81.7	70.0	58.4	321.0	85.6	38.9	383.3	1262.6
Chunar	65	...	...	630.8	61.5	39.8	61.5	46.1	338.5	107.7	15.4	630.8	1923.1
Fyzabad	930	...	2.2	219.3	30.1	18.3	39.8	71.0	209.7	40.9	23.6	225.8	880.7
Lucknow	2,425	7.8	1.2	219.0	27.2	56.9	48.3	49.0	266.4	40.8	29.7	357.1	1094.4
Seetapore	613	...	1.6	145.2	50.6	11.4	37.5	57.1	133.8	40.8	21.2	309.9	800.1
Fattehghur	177	...	...	372.9	50.9	62.1	22.6	56.5	214.7	113.0	16.9	440.7	1350.3
Cawnpore	837	1.2	...	839.0	55.0	55.0	98.0	56.1	509.6	44.2	41.8	467.1	2178.0
Allahabad	797	8.8	1.3	821.3	25.1	82.8	40.2	70.3	179.4	46.4	11.3	383.9	1673.8
ROHILKUND AND MEERUT.													
Shahjehanpore	403	...	2.5	734.5	7.4	166.2	39.7	139.0	265.3	218.4	49.6	555.8	2178.6
Barilly	803	...	...	186.8	26.1	12.4	72.2	18.7	198.0	37.4	10.0	232.9	794.5
Moradabad	181	...	...	342.5	38.7	11.1	55.3	49.7	259.7	5.5	27.6	276.2	1066.3
Roorkee	367	...	2.7	517.7	103.5	70.8	117.2	70.8	177.1	139.0	40.9	460.5	1700.2
Meerut	1,644	...	2.4	775.6	82.1	101.0	90.6	82.1	125.3	217.8	17.0	501.2	1905.1
Delhi	418	...	...	839.7	62.2	110.0	19.1	71.8	308.6	55.0	12.0	540.7	2019.1
Muttra	418	...	...	277.5	7.2	35.9	74.2	102.9	208.1	74.2	23.9	555.0	1358.9
AGRA AND CENTRAL INDIA.													
Agra	997	...	2.0	537.6	13.0	78.2	29.1	55.2	266.8	44.1	37.1	317.0	1380.1
Morar	1,075	...	1.8	1389.8	56.7	34.4	30.1	70.7	174.9	107.0	24.2	461.4	2360.0
Gwalior Citadel	310	...	3.2	561.3	45.2	61.3	41.9	87.1	87.1	41.9	25.8	361.3	1316.1
Jhansi	473	2.1	...	2154.3	10.6	42.3	23.3	67.6	209.3	118.4	29.6	384.8	3042.3
Nowgong	394	...	...	1118.4	9.9	46.1	72.4	141.4	236.8	75.6	46.1	371.7	2118.4
Sauger	635	...	...	965.4	11.0	12.6	74.0	52.0	149.6	67.7	11.0	374.8	1718.1
Jubbulpore	326	...	...	659.5	15.3	46.0	24.6	30.7	291.4	24.6	9.2	279.1	1380.4
PUNJAB.													
Umballa	1,177	...	1.7	467.3	32.3	56.1	38.2	63.7	162.3	52.7	29.7	339.5	1234.5
Jullundur	702	...	...	401.7	14.2	45.6	61.3	79.8	123.9	85.5	34.2	296.3	1142.5
Ferozepore	1,077	...	...	365.8	28.8	53.9	13.9	19.5	219.1	53.9	37.1	290.6	1082.6
Mooltan	843	...	3.6	323.8	36.8	15.4	73.5	53.4	104.4	111.5	19.0	277.6	1019.0
Dera Ismael Khan	100	...	...	559.0	30.0	30.0	...	100.0	129.0	60.0	30.0	300.0	1250.0
Sealkote	1,089	...	9	413.3	19.3	36.7	69.8	68.0	163.5	42.2	22.0	308.5	1154.2
Umritsar	161	...	6.2	701.8	43.5	37.3	31.0	49.7	546.6	37.3	...	323.0	1776.4
Fort Lahore	83	...	12.0	722.9	144.6	108.4	96.4	48.2	108.4	156.6	48.2	542.2	1987.9
Meeran Meer	907	...	6.6	438.8	24.3	45.2	80.5	105.8	183.0	108.0	33.1	430.0	1455.3
Rawalpindie	1,413	...	7	959.5	16.3	48.1	75.0	76.4	297.4	89.9	13.4	324.1	1801.8
Campbellpore (9 months)	153	...	13.1	1784.3	...	19.6	98.0	139.7	45.8	85.0	39.2	529.4	2745.1
Attock	166	...	12.0	1129.5	24.1	69.2	12.0	66.3	216.9	30.1	6.0	289.2	1843.3
Nowshera	536	...	9.3	2501.4	9.3	48.5	26.1	69.0	160.0	166.1	7.5	302.3	3305.3
Peshawar and Cherat	1,550	...	3.2	1394.8	29.7	66.5	54.8	44.5	123.9	129.0	19.4	376.8	2242.6
HILL STATIONS.													
Darjeling	66	...	...	121.2	...	75.8	75.8	69.6	303.0	30.3	...	451.5	1121.2
Ranekhet	375	...	...	229.3	59.7	253.3	90.7	194.7	288.0	181.3	29.3	498.7	1810.0
Chuckrata	774	...	...	93.0	18.1	41.3	18.1	58.1	103.4	126.6	5.2	268.7	732.5
Dagshai	917	...	...	356.6	16.4	37.1	3.3	148.3	285.7	118.9	8.7	281.3	1250.3
Subathoo	771	...	...	229.5	28.5	92.1	71.3	48.0	133.6	55.8	3.9	267.2	920.9
Jutogh (10 months)	88	...	...	113.6	...	11.4	34.1	34.1	45.5	11.4	...	201.3	511.4
Dhurnasalla	112	...	8.9	348.2	8.9	133.9	26.8	62.5	107.2	44.7	35.7	276.8	1053.6
Chumba Hills (6 months)	577	...	...	154.3	17.3	67.6	17.3	29.5	64.1	26.0	6.9	145.6	528.6
Murree Hills (6 months)	550	...	...	292.7	12.7	23.6	27.3	32.7	83.6	54.6	3.7	100.0	630.9

STATIONS.	Average Strength during the period of occupation.	ADMITTED INTO HOSPITAL PER 1,000 OF AVERAGE STRENGTH.											Admitted per 1,000 of the Average Strength from all Causes.
		Cholera.	Heat Apoplexy.	Fever.	Dysentery.	Diarrhea.	Hepatitis.	Rheumatism.	Veneral Dis- cases.	Diseases of the Respiratory Organs.	Ophthalmia.	All other Causes.	
CONVALESCENT DEPÔTS.													
Darjeeling Depôt (7 months)	115	...	...	2009	174	348	1130	956	609	1565	174	4090	11565
Nynee Tal Depôt (10 months)	241	...	42	6473	632	954	1618	1286	3112	1618	374	6888	22987
Landour Depôt (7 months)	217	...	46	2027	415	369	1336	597	2304	645	92	2166	10907
Kussowlie Depôt (7 months)	637	...	...	2920	47	989	628	706	951	644	94	2182	9168
Dalhousie Depôt (7 months)	394	...	...	3985	178	1650	634	711	964	888	127	3177	12614
Murree Depôt (6 months)	584	...	...	2097	103	496	411	325	1181	360	17	1507	7397
RAJPOOTANA, MALWA, SCIENDE, AND ADEN.													
Nussocrabad	720	...	42	12319	493	875	1139	1391	2708	1069	542	6320	26778
Neemuch	458	...	66	9214	371	611	677	786	3646	568	153	3253	19315
Indore	118	...	...	3220	...	339	254	254	3475	254	...	2204	10000
Mhow	1,413	7	7	10538	177	743	394	791	2394	623	394	3971	18839
Deesa	843	...	202	4531	292	344	771	380	1886	1245	292	3293	12866
Ahmedabad and Baroda	273	...	...	8828	73	1465	493	1099	806	696	256	9121	22747
Kurrachee and Ghizree	789	...	...	7119	418	1073	215	597	1382	558	494	4576	16933
Hyderabad	290	...	69	4345	315	483	241	414	2034	517	310	3909	11827
Aden	716	...	56	1411	461	495	517	796	690	397	70	5706	10119
DECCAN AND NAGPORE.													
Bombay	463	...	...	3218	151	324	799	454	1296	618	151	5421	12962
Asseerghur	125	...	...	3040	480	490	560	160	1680	400	240	4560	11520
Ahmednuggur	642	...	31	8131	...	109	530	171	1246	234	149	2430	13922
Poona and Kirkee	2,226	...	13	6730	135	355	103	323	1110	458	328	2583	12158
Sattara	189	53	...	17460	53	211	106	741	582	1111	159	3492	23968
Belgaum	998	...	10	1693	80	361	250	461	2365	321	190	1934	7665
Secunderabad	2,121	319	19	1622	957	1047	674	693	2202	518	156	4898	12615
Kamptee	1,020	...	10	3745	245	324	216	569	2735	745	421	4394	13314
SOUTHERN INDIA.													
Bellary	902	...	...	798	166	499	413	765	1264	521	189	4192	8747
Bangalore	1,562	6	13	1012	275	333	418	627	1684	928	282	6997	12395
Cannanore	828	12	12	2222	1981	688	375	295	1099	392	36	4293	11195
Mallapoorem	96	...	...	2500	2187	625	1042	417	521	521	...	4583	12396
Calicut	78	...	256	898	513	...	513	...	769	...	256	5513	8718
Trichinopoly	290	...	36	2536	590	321	571	393	1071	590	36	5179	11113
St. Thomas Mount	397	...	50	353	277	378	1385	579	1234	896	202	4685	9919
Madras	751	...	13	826	133	360	399	293	1598	626	80	5672	10000
BURMAN AND PEGU.													
Rangoon	792	...	25	1894	1275	556	494	290	2033	420	25	2993	9924
Yongoo	375	...	80	2427	347	933	480	597	827	480	293	5573	11917
Thayetmyoo	542	...	18	2325	720	886	1317	775	1331	867	74	5885	14428
Port Blair	110	...	...	1273	273	...	1091	363	1000	1182	182	5454	10518
HILL STATIONS AND DEPÔTS.													
Mount Abo	135	...	...	17926	519	815	1333	519	2967	1111	444	5107	30741
Poorundhur	63	...	...	17170	566	1132	755	1599	159	913	566	10366	33396
Ramandroog	55	...	...	2364	...	182	182	182	364	182	182	3635	7273
Wellington	353	...	...	1614	482	179	680	878	1586	961	170	5411	11955



# EUROPEAN TROOPS, 1871.

## XXII.

TABLE showing the MORTALITY in each STATION, the CAUSES of DEATH, and the RATIO of DEATHS to STRENGTH.

STATIONS.	Average Strength.	CAUSES OF DEATH.																	Died out of Hospital.	Total Deaths.	DIED PER 1,000 OF STRENGTH.									
		Cholera.	Smallpox.	Typhoid Fever.	Intermittent Fever.	Remittent Fever.	Continued Fever.	Apoplexy.	Delirium Tremens.	Dysentery.	Diarrhoea.	Hepatitis.	Spleen Diseases.	Respiratory Diseases.	Heart Diseases.	Phthisis Pulmonalis.	Dropsy.	Scoury.			Atrophy and Anæmia.	Wounds and Accidents.	All other Causes.	A. Cholera.	B. All other Causes.					
																									1. In Hos- pital.	2. Out of Hos- pital.	C. All Causes.			
Deoladee Depot (Bengal Troops) ...	...	...	...	...	...	...	1	...	...	...	1	...	...	1	5	...	...	...	...	...	...	2	12	...	...	...	...			
Poona and Bombay Depôts (Bengal Troops) ...	...	...	...	...	...	...	...	...	...	...	...	...	...	1	1	...	...	...	...	...	...	1	1	...	...	...	...			
Troops on march, Bengal & N. W. P. Recruits, Invalids, &c., ...	...	...	...	1	...	...	2	1	1	...	...	...	...	2	2	...	...	...	...	...	...	10	7	...	...	...	...			
Fort William ...	800	...	...	...	...	...	...	...	...	...	5	...	...	1	1	...	...	...	...	...	...	8	...	1000	...	...	1000			
Dum-Dum ...	672	1	...	1	...	...	...	1	1	...	3	...	...	...	...	...	...	...	...	...	...	13	140	1488	298	1935	1935			
Barrackpore ...	594	...	1	...	...	...	...	...	1	...	2	...	...	...	1	...	...	...	...	...	...	16	...	2778	397	3175	3175			
	1,976	1	...	2	...	...	...	1	1	1	16	...	...	5	2	...	...	1	...	...	...	37	51	1619	202	1872	1872			
Hazareebagh ...	887	...	4	...	1	2	1	...	3	...	1	...	...	1	...	...	...	...	...	...	...	15	...	1578	113	1691	1691			
Dumra ...	881	5	1	...	...	...	...	...	4	...	8	...	...	1	...	...	...	...	...	...	...	3	23	568	1702	341	2611			
Banars ...	514	3	...	...	3	...	2	...	...	...	2	...	...	2	...	...	...	...	...	...	...	14	584	1945	195	2724	2724			
Chunar ...	65	...	...	...	...	...	...	...	...	...	...	...	...	...	...	...	...	...	...	...	...	None.	...	...	...	...	...			
Fyzabad ...	930	...	1	...	...	...	2	...	1	...	1	...	1	2	1	...	...	...	...	...	...	1	12	...	1183	197	1290	1290		
Lucknow ...	2,425	8	...	7	...	4	1	1	...	2	6	...	1	1	5	...	...	...	1	1	...	42	330	1237	165	1732	1732			
Sectapore ...	613	...	1	...	1	...	1	...	1	...	2	...	...	...	...	...	...	...	...	...	...	1	8	...	1142	163	1395	1395		
Fatehgarh ...	177	...	...	...	...	...	...	...	...	...	...	...	1	...	...	...	...	...	...	...	...	3	...	1635	...	1635	1635			
Cawnpore ...	837	...	2	...	...	...	...	...	4	...	1	...	...	1	...	...	...	...	...	...	...	11	...	956	358	1314	1314			
Allahabad ...	797	7	...	2	...	2	1	...	...	1	2	...	...	1	2	1	...	...	...	...	...	21	878	1757	...	2635	2635			
	8,126	23	18	...	11	4	8	...	16	1	23	...	4	8	9	...	...	1	2	7	14	149	283	1379	172	1834	1834			
Shahjehanpore ...	403	...	1	...	1	...	...	...	1	...	2	...	...	1	...	...	...	...	...	...	...	6	...	1489	...	1489	1489			
Bareilly ...	803	...	...	...	...	...	...	...	...	...	...	...	...	4	1	...	...	...	...	...	...	2	9	...	872	249	1121	1121		
Moradabad ...	181	...	...	...	...	...	...	...	...	...	...	...	...	...	...	...	...	...	...	...	...	1	...	532	...	532	532			
Roorkee ...	367	...	1	...	...	...	...	...	...	...	...	...	...	...	...	...	...	...	...	...	...	3	...	817	...	817	817			
Moorat ...	1,644	1	6	...	1	1	...	1	6	...	...	...	...	2	2	2	...	...	...	...	...	37	...	2129	122	2251	2251			
Delhi ...	418	...	...	...	...	...	...	...	...	...	...	...	...	...	...	...	...	...	...	...	...	1	8	...	1675	239	1914	1914		
Muttra ...	418	...	...	...	...	...	...	...	...	...	...	...	...	1	...	...	...	...	...	...	...	6	...	1435	...	1435	1435			
	4,234	1	8	...	4	1	1	2	6	1	15	...	2	8	4	...	...	...	...	...	...	12	5	70	...	1535	178	1653	1653	
Agra ...	997	...	7	...	6	4	1	...	1	...	2	...	...	2	...	...	...	...	...	...	...	25	...	2307	201	2508	2508			
Morar ...	1,075	...	...	...	6	...	...	...	...	...	4	...	1	3	...	...	...	...	...	...	...	18	...	1488	186	1674	1674			
Gwalior Citadel ...	310	...	...	...	...	...	...	...	...	...	1	...	...	3	1	...	...	...	...	...	...	1	4	...	967	323	1290	1290		
Jhansi ...	473	1	...	...	...	...	...	...	2	...	1	...	...	3	...	...	...	...	...	...	...	9	211	1692	...	1903	1903			
Nowgong ...	304	...	1	...	1	...	...	...	...	...	2	...	1	1	1	...	...	...	...	...	...	1	...	...	...	2631	...	2631	2631	
Saugor ...	635	...	...	...	...	...	...	...	1	...	1	...	...	1	1	...	...	...	...	...	...	6	...	...	945	...	945	945		
Jubbulpore ...	326	...	...	...	...	...	...	...	...	...	...	...	...	1	...	...	...	...	...	...	...	2	1	6	...	1533	307	1840	1840	
	4,120	1	8	...	17	4	1	...	4	...	11	...	3	9	3	...	...	...	...	...	...	1	8	6	76	24	1675	146	1845	1845
Umballa ...	1,177	...	3	...	...	...	2	1	...	...	2	1	...	1	4	...	...	...	...	...	...	4	18	...	1189	340	1529	1529		
Jullundur ...	702	...	...	3	...	...	...	1	...	...	...	...	1	1	1	...	...	...	...	...	...	1	11	...	1425	142	1567	1567		
Ferozepore ...	1,077	...	1	...	...	...	2	1	...	...	2	...	1	2	2	...	...	...	...	...	...	2	12	...	1021	93	1114	1114		
Mooltan ...	841	...	...	2	...	1	1	...	...	...	2	...	1	2	3	...	...	...	...	...	...	1	3	1	17	1898	119	2017	2017	
Dera Ismael Khan ...	100	...	...	...	...	...	...	...	...	...	...	...	...	...	...	...	...	...	...	...	...	None.	...	...	...	...	...	...	...	
Sealkote ...	1,089	...	2	4	...	1	...	2	...	...	2	...	1	2	...	...	...	...	...	...	...	2	2	18	...	1470	183	1653	1653	
Umrutour ...	161	...	1	...	2	...	1	...	...	...	...	...	...	...	...	...	...	...	...	...	...	4	...	...	2184	...	2184	2184		
Fort Lahore ...	83	...	...	...	...	1	1	...	...	...	...	...	...	...	...	...	...	...	...	...	...	1	1	4	...	3614	1205	4819	4819	
Meeran Meer ...	907	...	...	1	...	3	1	...	...	...	3	...	...	2	1	...	...	...	...	...	...	2	3	16	...	1433	331	1764	1764	
Rawalpindie ...	1,413	...	2	...	2	...	...	...	...	...	2	...	1	1	5	...	...	...	...	...	...	3	1	17	...	1132	71	1203	1203	
Campbellpore (9 months) ...	151	...	...	...	...	...	...	...	...	...	1	...	...	...	...	...	...	...	...	...	...	1	...	...	...	654	...	654	654	
Attock ...	105	...	...	...	...	...	1	...	...	...	...	...	...	...	...	...	...	...	...	...	...	1	2	...	...	603	602	1205	1205	
Nowshera ...	536	...	...	3	...	2	...	...	...	...	...	...	...	4	1	5	...	...	...	...	...	3	1	16	...	2798	187	2985	2985	
Peshawar ...	1,853	...	6	10	...	...	...	...	...	...	2	...	2	4	5	...	...	...	...	...	...	1	1	31	...	...	...	...	...	
Cherat ...	...	...	5	2	...	...	...	1	...	1	1	...	...	1	...	...	...	...	...	...	...	10	...	...	2130	54	2213	2213		
Troops on march, Punjab Recruits, Invalids, &c., Punjab ...	...	...	1	...	...	1	1	...	...	...	...	...	...	14	...	...	...	...	...	...	...	2	19	...	...	...	...	...	...	
	...	...	1	...	...	1	...	...	...	...	...	...	...	...	1	...	...	...	...	...	...	1	5	...	...	...	...	...	...	
	11,984	...	22	...	27	3	13	6	7	...	17	1	26	16	24	...	...	1	...	...	...	18	20	201	...	1633	180	1813	1813	
Puchamuree (Bengal Troops, 4 months) ...	100	...	...	...	...	...	...	...	...	...	1	...	...	1	...	...	...	...	...	...	...	2	...	...	2000	...	2000	2000	2000	
Darjeeling ...	66	...	...	...	...	...	...	...	...	...	...	...	...	...	...	...	...	...	...	...	...	None.	...	...	...	...	...	...	...	
Raneekhet ...	375	...	...	...	...	...	...	3	1	2	...	1	1	...	...	...	...	...	...	...	...	9	...	...	2400	...	2400	2400	2400	
Chuckrata ...	774	...	...	...	...	...	...	...	...	...	...	...	...	1	2	...	...	...	...	...	...	1	1	5	...	517	129	646	646	
Dugshai ...	917	...	...	...	...	...	...	...	...	...	...	...	...	3	1	...	...	...	...	...	...	...	...	5	...	545	...	545	545	
Subathoo ...	771	...	1	...	...	...	2	1	2	...	2	...	1	1	1	...	...	...	...	...	...	...	...	8	...	1038	...	1038	1038	
Jutogh (10 months) ...	88	...	...	...	...	...	...	...	...	...	...	...	...	...	...	...	...	...	...	...	...	None.	...	...	...	...	...	...	...	
Dharmasala (7 months) ...	112	...	...	...	...	...	...	...	...	...	...	...	...	...	...	...														



STATIONS.	Average Strength.	CAUSES OF DEATHS.																	DIED PER 1,000 OF STRENGTH.									
		Cholera.	Smallpox.	Typhoid Fever.	Intermittent Fever.	Remittent Fever.	Continued Fever.	Apoplexy.	Delirium Tremens.	Dysentery.	Diarrhoea.	Hepatitis.	Spleen Disease.	Respiratory Diseases.	Heart Diseases.	Phthisis Pulmonalis.	Dropsy.	Scurvy.	Atrophy and Anæmia.	Wounds and Accidents.	All other Causes.	Total Deaths.	A. Cholera.	B. All other Causes.		C. All Causes.		
																								1. In Hospital.	2. Out of Hospital.			
On the march, Bombay Presidency, &c.	...	...	...	...	...	1	...	...	1	...	2	...	1	1	...	...	...	...	...	...	3	9	...	...	...			
Deolalee Depot, Bombay Troops	...	...	...	...	...	...	...	...	...	...	1	...	...	...	...	...	...	...	...	...	4	...	...	...	...			
Poona Depot, "	...	...	...	...	...	...	...	...	...	...	...	...	...	1	...	...	...	...	...	...	3	...	...	...	...			
Colaba Depot, "	...	...	...	...	...	...	...	...	...	...	...	...	...	...	...	...	...	...	...	...	2	...	...	...	...			
On the march, Madras Presidency	...	...	...	...	...	...	...	...	...	...	3	...	1	...	...	...	...	...	...	...	1	2	7	...	...	...		
Poonamallee and Presidency Depôts	...	...	...	...	...	1	...	...	2	...	3	...	4	4	...	...	...	...	...	...	15	...	...	...	...			
Deolalee Depot, Madras Troops	...	...	...	...	...	1	...	...	...	...	1	...	1	...	...	...	...	...	...	...	3	...	...	...	...			
Poona and Bombay Depôts "	...	...	...	...	...	...	1	...	1	...	4	...	...	...	...	...	...	...	...	...	6	...	...	...	...			
Naseraabad	720	...	...	5	1	...	2	...	1	1	...	...	...	...	...	...	...	...	...	1	12	13	...	15.28	2.78	18.06		
Nemuch	458	...	...	3	1	1	...	1	...	...	...	...	...	...	...	...	...	...	...	...	1	7	...	13.10	2.18	15.28		
Indore	118	...	...	...	...	...	...	...	...	...	...	...	...	...	...	...	...	...	...	...	1	4	...	8.48	8.47	16.95		
Mhow	1,413	1	...	2	...	...	1	...	2	...	2	...	1	...	...	...	...	...	...	...	14	71	...	9.20	...	9.91		
Dessa	843	...	...	...	...	...	4	1	1	1	3	...	1	4	...	...	...	...	...	...	12	19	...	20.17	2.37	22.54		
Ahmedabad and Baroda	273	...	...	...	...	1	...	1	...	1	...	...	1	2	...	...	...	...	...	...	7	...	...	25.64	...	25.64		
Kurrachee and Ghizree	789	...	...	3	...	...	1	1	1	...	1	...	1	2	...	...	...	...	...	...	1	13	...	13.95	2.53	16.48		
Hyderabad	280	...	...	...	...	...	1	...	...	...	1	...	1	1	...	...	...	...	...	...	1	4	...	10.34	3.45	13.79		
Aden	716	...	...	...	...	...	...	...	...	...	1	...	2	1	...	...	...	...	...	...	7	...	...	9.78	...	9.78		
	5,620	1	...	15	1	4	1	11	3	6	2	8	...	2	7	7	...	1	...	...	1	7	86	18	13.52	1.60	15.39	
Bombay	463	...	...	...	...	1	...	...	...	...	1	...	...	...	...	...	...	...	...	...	1	2	...	5	...	10.80	...	
Asserghur	125	...	...	...	...	...	...	...	...	...	...	...	...	1	...	...	...	...	...	...	1	...	...	...	...	8.00	...	
Ahmednuggur	612	...	...	...	...	1	1	1	...	1	1	...	...	...	...	...	...	...	...	...	5	...	...	...	...	7.79	...	
Poona and Kirkee	2,226	...	...	...	...	2	1	1	...	1	4	...	...	6	2	...	...	...	...	...	1	3	21	...	8.98	1.45	9.43	
Sattara	189	...	...	1	...	...	1	...	1	...	...	...	...	1	...	...	...	...	...	...	1	2	...	21.17	10.58	31.75		
Belgaum	998	...	...	...	...	...	...	...	...	...	3	...	...	1	...	...	...	...	...	...	3	...	7	...	7.01	...	7.01	
Secunderabad	2,121	36	...	4	...	...	2	...	9	...	17	...	2	3	2	...	...	...	...	...	3	7	85	16.97	19.81	3.30	40.08	
Kamptee	1,020	...	...	...	...	1	1	1	...	1	...	...	...	...	...	...	...	...	...	...	3	1	...	...	6.86	98	7.81	
	7,783	36	...	5	...	2	3	5	3	10	1	27	...	3	9	6	...	...	...	...	2	15	11	138	4.63	11.08	1.42	17.73
Bellary	902	...	...	1	...	...	...	...	...	...	1	...	1	...	1	...	...	...	...	...	2	1	7	...	6.65	1.11	7.76	
Bangalore	1,562	...	...	...	...	...	...	...	...	...	2	...	...	3	2	...	...	...	...	...	1	4	16	...	7.68	2.56	10.24	
Cannanore	828	...	...	3	...	1	...	2	5	...	1	...	...	1	...	...	...	...	...	...	...	...	...	...	...	...	...	
Mallapooram	96	...	...	2	...	1	...	...	...	...	...	...	...	1	...	...	...	...	...	...	...	...	...	...	...	...	...	
Calicut	78	...	...	1	...	1	...	...	...	...	...	...	...	1	...	...	...	...	...	...	...	...	...	...	...	...	...	
Trichinopoly	290	...	...	...	...	...	1	...	1	...	2	...	...	1	...	...	...	...	...	...	...	...	...	...	...	17.86	3.57	21.43
St. Thomas Mount	297	...	...	...	...	...	...	...	2	...	1	...	...	1	...	...	...	...	...	...	2	2	...	...	...	15.11	5.04	20.15
Madras	751	...	...	...	...	...	1	...	...	...	1	...	...	1	...	...	...	...	...	...	1	3	7	...	5.32	4.00	9.32	
	4,892	...	9	...	1	2	1	5	9	...	8	...	2	7	5	...	...	...	...	...	6	11	66	...	11.24	2.25	13.49	
Rangoon	792	...	...	2	...	...	...	1	...	1	...	...	2	2	...	...	...	...	...	...	...	...	...	...	...	10.10	...	10.10
Toungoo	375	...	...	...	2	...	...	...	...	...	...	...	1	...	...	...	...	...	...	...	...	...	...	...	...	8.00	...	8.00
Thayetmyoo	542	...	...	...	...	1	1	...	...	...	...	...	1	1	...	...	...	...	...	...	2	2	...	...	...	11.07	3.60	14.76
Port Blair	110	...	...	1	...	...	...	...	...	...	1	...	...	...	...	...	...	...	...	...	...	...	...	...	...	18.18	...	18.18
	1,819	...	2	...	3	...	1	1	1	...	2	...	1	4	2	...	...	...	...	...	2	2	21	...	10.44	1.10	11.54	
Taraghur, Ajmere (7 months)	42	...	...	...	...	...	...	...	...	...	...	...	...	...	...	...	...	...	...	...	None	...	...	...	...	...	...	
Mount Abo	135	...	...	...	...	...	1	4	...	...	...	...	...	...	...	...	...	...	...	...	3	...	...	...	22.22	...	22.22	...
Poorandhar	53	...	...	...	...	...	...	...	...	...	...	...	...	...	...	...	...	...	...	...	None	...	...	...	...	...	...	
Puchmuree (Madras Troops, 7 months)	99	...	...	...	...	...	...	2	...	...	...	...	...	...	...	...	...	...	...	...	1	...	3	...	39.30	...	39.30	
Ramanroog	55	...	...	...	...	...	...	...	...	...	...	...	...	...	...	...	...	...	...	...	...	...	...	...	...	...	...	
Wellington	353	...	1	...	...	...	1	...	...	...	1	...	...	1	...	...	...	...	...	...	1	...	4	...	8.56	2.83	11.33	
AS FOR THE YEAR	681	...	1	...	...	...	1	5	...	...	...	...	1	...	...	...	...	...	...	...	1	1	10	...	13.22	1.47	14.69	

ARMIES.	Average Strength.	CAUSES OF DEATHS.																	DIED PER 1,000 OF STRENGTH.								
		Cholera.	Smallpox.	Typhoid Fever.	Intermittent Fever.	Remittent Fever.	Continued Fever.	Apoplexy.	Delirium Tremens.	Dysentery.	Diarrhoea.	Hepatitis.	Spleen Disease.	Respiratory Diseases.	Heart Diseases.	Phthisis Pulmonalis.	Dropsy.	Scurvy.	Atrophy and Anæmia.	Wounds and Accidents.	All other Causes.	Total Deaths.	A. Cholera.	B. All other Causes.		C. All Causes.	
																								1. In Hospital.	2. Out of Hospital.		
Army of Bengal	35,122	25	1	60	...	66	13	28	9	41	4	96	1	48	58	58	...	1	4	4	52	57	626	71	13.50	1.62	17.83
Army of Madras	10,844	36	...	16	...	6	3	6	...	25	...	39	...	5	21	13	...	...	...	...	...	218	332	14.57	2.21	29.10	
Army of Bombay	10,840	1	...	16	1	6	4	13	6	10	3	29	...	3	14	16	...	1	...	3	20	152	69	12.55	1.38	14.02	
Army of India	50,806	62	1	92	1	78	20	47	22	76	7	155	1	56	93	87	...	2	4	7	89	96	906	109	14.75	1.09	17.55

EUROPEAN TROOPS, 1871.

## XVIII.

TABLE showing the PREVALENCE of CHOLERA in each MONTH and the DISTRIBUTION of the DISEASE  
by STATIONS and PROVINCES.

STATIONS.	Average Strength for the period of occupation.	NUMBER OF ADMISSIONS INTO HOSPITAL IN EACH MONTH.												Total Admissions of the Year.	Admission-rate per 1,000 of Strength.	Number of Deaths.	Death-rate per 1,000 of Strength.
		Jan.	Feb.	Mar.	April.	May.	June.	July.	Aug.	Sept.	Oct.	Nov.	Dec.				
Doolahé Depot (Bengal Troops)	...	...	...	...	...	...	...	...	...	...	...	...	...	...	...	...	...
Poona and Bombay Depôts (Bengal Troops)	...	...	...	...	...	...	...	...	...	...	...	...	...	...	...	...	...
Troops on march, Bengal and N. W. P.	...	...	...	...	...	...	...	...	...	...	...	...	...	...	...	...	...
Recruits, Invalids, &c., "	...	...	...	...	...	...	...	...	...	...	...	...	...	...	...	...	...
Fort William	800	...	...	...	...	...	...	...	...	...	...	...	...	...	...	...	...
Dum-Dum Barrackpore	672 591	...	...	...	...	...	1	...	...	...	...	...	1	2	...	1	...
	1,976	...	...	...	...	1	...	...	...	...	...	1	2	10	1	...	...
Hazareebaugh	887	...	...	...	...	...	1	...	...	...	...	...	1	...	...	...	...
Dinapore	881	...	...	...	...	...	...	...	...	...	...	6	1	7	...	5	...
Benares	514	...	...	...	...	...	...	1	1	1	...	...	...	3	...	3	...
Chunar	65	...	...	...	...	...	...	...	...	...	...	...	...	...	...	...	...
Fyzabad	930	...	...	...	...	...	...	...	...	...	...	...	...	...	...	...	...
Lucknow	2,425	...	...	...	...	...	1	...	1	...	...	17	...	19	...	8	...
Sectapore	613	...	...	...	...	...	...	...	...	...	...	...	...	...	...	...	...
Futtelghar	177	...	...	...	...	...	...	...	...	...	...	...	...	...	...	...	...
Cawnpore	837	...	...	1	...	...	...	...	...	...	...	...	...	1	...	...	...
Allahabad	797	...	...	2	3	1	1	...	...	...	...	...	...	7	...	7	...
	8,126	...	...	3	3	1	2	2	2	1	...	23	1	38	47	23	283
Shahjehanpore	403	...	...	...	...	...	...	...	...	...	...	...	...	...	...	...	...
Bareilly	893	...	...	...	...	...	...	...	...	...	...	...	...	...	...	...	...
Moradabad	181	...	...	...	...	...	...	...	...	...	...	...	...	...	...	...	...
Roorkee	367	...	...	...	...	...	...	...	...	...	...	...	...	...	...	...	...
Meerut	1,644	...	...	...	...	...	...	...	...	...	...	...	...	...	...	...	...
Delhi	415	...	...	...	...	...	...	...	...	...	...	...	...	...	...	...	...
Muttra	418	...	...	...	...	...	...	...	...	...	...	...	...	...	...	...	...
	4,234	...	...	...	...	...	...	...	...	...	...	...	...	...	...	...	...
Agra	597	...	...	...	...	...	...	...	...	...	...	...	...	...	...	...	...
Morar	1,075	...	...	...	...	...	...	...	...	...	...	...	...	...	...	...	...
Gwalior Citadel	319	...	...	...	...	...	...	...	...	...	...	...	...	...	...	...	...
Jhansi	473	...	...	...	...	...	...	...	...	1	...	...	...	1	...	1	...
Noumoug	304	...	...	...	...	...	...	...	...	...	...	...	...	...	...	...	...
Saugor	635	...	...	...	...	...	...	...	...	...	...	...	...	...	...	...	...
Jubbulpore	326	...	...	...	...	...	...	...	...	...	...	...	...	...	...	...	...
	4,129	...	...	...	...	...	...	...	...	1	...	...	...	1	2	1	21
Umballa	1,177	...	...	...	...	...	...	...	...	...	...	...	...	...	...	...	...
Jullundar	792	...	...	...	...	...	...	...	...	...	...	...	...	...	...	...	...
Ferozepore	1,077	...	...	...	...	...	...	...	...	...	...	...	...	...	...	...	...
Mooltan	843	...	...	...	...	...	...	...	...	...	...	...	...	...	...	...	...
Dera Ismael Khan	100	...	...	...	...	...	...	...	...	...	...	...	...	...	...	...	...
Sealkote	1,089	...	...	...	...	...	...	...	...	...	...	...	...	...	...	...	...
Umrkot	161	...	...	...	...	...	...	...	...	...	...	...	...	...	...	...	...
Fort Lahore	83	...	...	...	...	...	...	...	...	...	...	...	...	...	...	...	...
Moran Meer	997	...	...	...	...	...	...	...	...	...	...	...	...	...	...	...	...
Rawalpindie	1,413	...	...	...	...	...	...	...	...	...	...	...	...	...	...	...	...
Campbellpore (9 months)	153	...	...	...	...	...	...	...	...	...	...	...	...	...	...	...	...
Attock	166	...	...	...	...	...	...	...	...	...	...	...	...	...	...	...	...
Nowsheera	536	...	...	...	...	...	...	...	...	...	...	...	...	...	...	...	...
Peshawar	1,833	...	...	...	...	...	...	...	...	...	...	...	...	...	...	...	...
Cherat	...	...	...	...	...	...	...	...	...	...	...	...	...	...	...	...	...
Troops on march, Panjab	...	...	...	...	...	...	...	...	...	...	...	...	...	...	...	...	...
Recruits, Invalids, &c., Panjab	...	...	...	...	...	...	...	...	...	...	...	...	...	...	...	...	...
	11,984	...	...	...	...	...	...	...	...	...	...	...	...	...	...	...	...
Puchmuree (Bengal Troops, 4 months)	100	...	...	...	...	...	...	...	...	...	...	...	...	...	...	...	...
Darjeeling	66	...	...	...	...	...	...	...	...	...	...	...	...	...	...	...	...
Raneebhet	375	...	...	...	...	...	...	...	...	...	...	...	...	...	...	...	...
Chokrata	774	...	...	...	...	...	...	...	...	...	...	...	...	...	...	...	...
Durgshaie	917	...	...	...	...	...	...	...	...	...	...	...	...	...	...	...	...
Sukathoo	721	...	...	...	...	...	...	...	...	...	...	...	...	...	...	...	...
Jutogh (10 months)	88	...	...	...	...	...	...	...	...	...	...	...	...	...	...	...	...
Dharmasalla (7 months)	112	...	...	...	...	...	...	...	...	...	...	...	...	...	...	...	...
Chumba Hills (6 months)	577	...	...	...	...	...	...	...	...	...	...	...	...	...	...	...	...
Murree Hills (6 months)	550	...	...	...	...	...	...	...	...	...	...	...	...	...	...	...	...
AVERAGE FOR 12 MONTHS	3,632	...	...	...	...	...	...	...	...	...	...	...	...	...	...	...	...
Darjeeling Depôt (7 months)	115	...	...	...	...	...	...	...	...	...	...	...	...	...	...	...	...
Nynee Tal (10 months)	241	...	...	...	...	...	...	...	...	...	...	...	...	...	...	...	...
Lander " (7 months)	217	...	...	...	...	...	...	...	...	...	...	...	...	...	...	...	...
Kusowlie " (7 months)	637	...	...	...	...	...	...	...	...	...	...	...	...	...	...	...	...
Dalbouse " (7 months)	394	...	...	...	...	...	...	...	...	...	...	...	...	...	...	...	...
Murree " (6 months)	584	...	...	...	...	...	...	...	...	...	...	...	...	...	...	...	...
FOR THE SEASON OF OCCUPATION.	2,275	...	...	...	...	...	...	...	...	...	...	...	...	...	...	...	...



STATIONS.	Average Strength for the period of occupation.	NUMBER OF ADMISSIONS INTO HOSPITAL IN EACH MONTH.												Total Admissions of the Year.	Admission-rate per 1,000 of Strength.	Number of Deaths.	Death-rate per 1,000 of Strength.
		Jan.	Feb.	Mar.	April.	May.	June.	July.	Aug.	Sept.	Oct.	Nov.	Dec.				
On the march, Bombay Presidency	...	...	...	...	...	...	...	...	...	...	...	...	...	...	...	...	...
Deolalce Depot, Bombay Troops	...	...	...	...	...	...	...	...	...	...	...	...	...	...	...	...	...
Poona	...	...	...	...	...	...	...	...	...	...	...	...	...	...	...	...	...
Colaba	...	...	...	...	...	...	...	...	...	...	...	...	...	...	...	...	...
On the march, Madras Presidency	...	...	...	...	...	...	...	...	...	...	...	...	...	...	...	...	...
Poonamallee and Presidency Depôts	...	...	...	...	...	...	...	...	...	...	...	...	...	...	...	...	...
Deolalce Depot (Madras Troops)	...	...	...	...	...	...	...	...	...	...	...	...	...	...	...	...	...
Poona and Bombay Depôts (Madras Troops)	...	...	...	...	...	...	...	...	...	...	...	...	...	...	...	...	...
Nusserabad	720	...	...	...	...	...	...	...	...	...	...	...	...	...	...	...	...
Nemuch	458	...	...	...	...	...	...	...	...	...	...	...	...	...	...	...	...
Indore	118	...	...	...	...	...	...	...	...	...	...	...	...	...	...	...	...
Mhow	1,413	...	...	...	...	...	...	1	...	...	...	...	...	1	...	1	...
Dessa	843	...	...	...	...	...	...	...	...	...	...	...	...	...	...	...	...
Ahmedabad and Baroda	273	...	...	...	...	...	...	...	...	...	...	...	...	...	...	...	...
Kurrachee and Ghazree	789	...	...	...	...	...	...	...	...	...	...	...	...	...	...	...	...
Hyderabad	290	...	...	...	...	...	...	...	...	...	...	...	...	...	...	...	...
Aden	716	...	...	...	...	...	...	...	...	...	...	...	...	...	...	...	...
	5,620	...	...	...	...	...	1	...	...	...	...	...	...	1	2	1	18
Bombay	463	...	...	...	...	...	...	...	...	...	...	...	...	...	...	...	...
Asseerghur	125	...	...	...	...	...	...	...	...	...	...	...	...	...	...	...	...
Ahmednagar	642	...	...	...	...	...	...	...	...	...	...	...	...	...	...	...	...
Poona and Kirkee	2,226	...	...	...	...	...	...	...	...	1	...	...	...	1	...	...	...
Sattara	189	...	...	...	...	...	...	...	...	...	...	...	...	...	...	...	...
Belgaum	998	...	...	...	...	...	...	...	...	...	...	...	...	...	...	...	...
Secunderabad	2,121	...	...	...	...	71	2	1	...	...	...	...	...	74	...	36	...
Kamptee	1,920	...	...	...	...	...	...	...	...	...	...	...	...	...	...	...	...
	7,783	...	...	...	...	71	2	1	...	1	...	...	...	75	96	36	463
Bellary	902	...	...	...	...	...	...	...	...	...	...	...	...	...	...	...	...
Bangalore	1,562	...	...	...	...	...	...	...	...	1	...	...	...	1	...	...	...
Cannanore	828	...	...	...	...	...	...	...	...	...	...	...	...	...	...	...	...
Mallapooram	96	...	...	...	...	...	...	...	...	...	...	...	...	...	...	...	...
Calicut	78	...	...	...	...	...	...	...	...	...	...	...	...	...	...	...	...
Trichinopoly	280	...	...	...	...	...	...	...	...	...	...	...	...	...	...	...	...
St. Thomas Mount	397	...	...	...	...	...	...	...	...	...	...	...	...	...	...	...	...
Madras	751	...	...	...	...	...	...	...	...	...	...	...	...	...	...	...	...
	4,892	...	...	...	...	...	...	...	...	1	...	1	...	2	4	...	...
Rangoon	792	...	...	...	...	...	...	...	...	...	...	...	...	...	...	...	...
Toungoo	375	...	...	...	...	...	...	...	...	...	...	...	...	...	...	...	...
Thayetmyee	512	...	...	...	...	...	...	...	...	...	...	...	...	...	...	...	...
Port Blair	110	...	...	...	...	...	...	...	...	...	...	...	...	...	...	...	...
	1,819	...	...	...	...	...	...	...	...	...	...	...	...	...	...	...	...
Taragbur, Ajmere (8 months)	40	...	...	...	...	...	...	...	...	...	...	...	...	...	...	...	...
Mount Abo	135	...	...	...	...	...	...	...	...	...	...	...	...	...	...	...	...
Poorundhar	53	...	...	...	...	...	...	...	...	...	...	...	...	...	...	...	...
Puchunzee (Madras Troops, 7 months)	69	...	...	...	...	...	...	...	...	...	...	...	...	...	...	...	...
Ramandroog	55	...	...	...	...	...	...	...	...	...	...	...	...	...	...	...	...
Wellington	353	...	...	...	...	...	...	...	...	...	...	...	...	...	...	...	...
AVERAGE FOR THE YEAR	681	...	...	...	...	...	...	...	...	...	...	...	...	...	...	...	...

ARMIES.	Average Strength.	NUMBER OF ADMISSIONS INTO HOSPITAL IN EACH MONTH.												Total Admissions of the Year.	Admission-rate per 1,000 of Strength.	Number of Deaths.	Death-rate per 1,000 of Strength.
		Jan.	Feb.	Mar.	April.	May.	June.	July.	Aug.	Sept.	Oct.	Nov.	Dec.				
Army of Bengal	35,122	...	...	3	3	1	3	2	2	2	...	23	2	41	1.2	25	71
Army of Madras	10,844	...	...	...	...	71	2	1	...	1	...	1	...	76	7.0	36	332
Army of Bombay	10,849	...	...	...	...	...	1	...	...	1	...	...	...	2	2	1	99
Army of India	56,806	...	...	3	3	72	6	3	2	4	...	24	2	119	2.1	62	1.09

# EUROPEAN TROOPS, 1871.

## XXIV.

TABLE showing the PREVALENCE of FEVER in each MONTH and the DISTRIBUTION of FEVERS by STATIONS and PROVINCES.

(Excluding Enteric Fever, which is shown separately in the following Table).

STATIONS.	Average Strength for the period of occupation.	NUMBER OF ADMISSIONS INTO HOSPITAL IN EACH MONTH.												Total Admissions of the Year.	Admission-rate per 1,000 of Strength.*	Number of Deaths.	Death-rate per 1,000 of Strength.
		Jan.	Feb.	Mar.	April.	May.	June.	July.	Aug.	Sept.	Oct.	Nov.	Dec.				
Presidency Depot	...	2	...	...	...	...	...	...	...	...	...	...	...	...	...	...	...
Doolahie Depot (Bengal Troops)	...	6	11	12	5	...	...	...	...	...	...	3	7	44	...	...	...
Poona and Bombay Depots (Bengal Troops)	...	...	...	...	...	...	...	1	3	...	...	...	...	4	...	...	...
Troops on march, Bengal and N. W. P.	...	4	1	1	16	...	...	...	...	...	...	19	5	46	...	3	...
Recruits, Invalids, &c., ..	...	8	1	8	2	...	...	...	...	...	...	...	4	23	...	...	...
Fort William	880	26	18	8	12	12	8	15	15	24	18	41	37	234	...	...	...
Dum-Dum	672	19	8	21	12	18	36	46	28	21	51	32	9	391	...	...	...
Barrackpore	504	4	12	10	20	44	15	8	21	18	16	9	10	188	...	...	...
	1,975	49	38	39	45	74	59	69	64	63	85	82	56	723	366.1	...	...
Hazareebagh	887	9	14	31	43	26	21	18	25	18	44	29	21	299	...	3	...
Dinapore	881	10	6	7	10	9	9	4	14	5	13	12	8	107	...	...	...
Benares	514	4	3	3	9	5	10	10	12	16	13	9	1	95	...	3	...
Chunar	65	7	6	5	5	2	1	...	3	3	5	2	2	41	...	...	...
Fyzabad	909	11	20	15	26	32	21	11	20	9	11	16	10	202	...	...	...
Lucknow	2,425	27	18	25	42	33	37	59	99	74	57	25	19	515	...	5	...
Sectapore	613	4	5	9	7	12	5	9	6	13	9	3	6	88	...	1	...
Futteghur	177	5	5	2	1	6	6	3	5	12	10	8	3	66	...	...	...
Cawnpore	837	29	16	19	31	48	48	89	101	144	136	42	14	717	...	...	...
Allahabad	797	25	52	34	37	54	71	92	76	56	100	23	31	651	...	3	...
	8,126	131	145	150	211	227	229	295	361	350	398	169	115	2,781	342.3	15	1.85
Shahjehanpore	493	37	38	35	27	57	37	30	12	6	5	4	2	290	...	1	...
Bareilly	803	19	21	10	13	20	6	6	21	12	18	4	1	149	...	...	...
Moradabad	181	16	17	10	1	1	1	2	2	2	6	2	2	62	...	...	...
Roorkee	367	10	8	13	6	18	10	19	37	33	21	8	6	189	...	...	...
Meerut	1,644	29	14	26	27	59	69	125	281	220	250	119	57	1,267	...	2	...
Delhi	418	11	5	7	12	49	38	22	81	55	49	19	12	351	...	2	...
Mottra	418	3	12	7	11	13	9	5	11	8	22	7	4	112	...	...	...
	4,234	116	115	108	97	217	170	209	445	336	336	167	84	2,420	571.6	5	1.18
Agra	907	10	10	22	72	73	37	58	130	63	31	13	12	531	...	10	...
Morar	1,075	72	72	76	119	112	96	151	181	103	225	159	135	1,494	...	6	...
Gwalior Citadel	310	15	8	8	6	18	12	14	23	23	22	12	9	172	...	...	...
Jhansi	473	24	11	20	21	28	18	23	80	154	262	223	155	1,019	...	1	...
Norwong	394	16	12	7	9	12	12	23	47	64	68	45	24	359	...	...	...
Saugor	635	35	18	11	19	31	20	25	103	123	168	37	23	613	...	2	...
Jubbulpore	326	40	7	2	4	6	10	29	22	18	55	10	12	215	...	2	...
	4,120	212	138	146	250	280	205	333	590	548	831	490	370	4,383	1063.9	21	6.10
Umthalla	1,177	13	12	16	43	57	38	37	108	100	88	25	8	545	...	...	...
Julundur	702	69	38	35	24	24	18	21	19	16	7	4	7	282	...	3	...
Perorepore	1,077	7	7	17	74	71	56	29	58	33	14	17	9	392	...	...	...
Mooltan	843	11	14	19	15	42	59	45	35	15	12	14	1	273	...	2	...
Dera Ismael Khan	100	1	...	...	1	10	9	4	20	4	3	3	...	55	...	...	...
Sealkote	1,089	21	16	20	37	48	45	60	65	53	37	23	32	458	...	4	...
Unrisour	161	5	5	5	7	8	7	11	25	29	5	2	8	111	...	2	...
Fort Lahore	83	1	3	4	5	12	...	13	13	4	1	2	2	60	...	...	...
Meeran Meer	907	13	24	18	26	43	34	67	105	31	15	9	10	396	...	1	...
Rawalpindie	1,413	72	59	74	125	180	196	131	188	101	128	74	43	1,341	...	2	...
Campbellpore (9 months)	153	...	...	...	24	51	38	40	49	36	22	5	8	273	...	...	...
Attock	166	36	21	15	7	27	29	15	14	2	7	15	7	186	...	...	...
Nowshera	536	229	121	101	106	109	173	156	161	65	75	2	...	1,388	...	3	...
Peshawar	1,833	265	180	179	107	426	250	109	117	61	162	178	113	2,147	...	10	...
Cheerat	...	...	...	...	...	...	...	88	79	58	33	4	...	262	...	2	...
Troops on march, Punjab	...	71	...	...	11	...	...	...	...	...	9	118	87	295	...	...	...
Recruits, Invalids, &c., Punjab	...	17	5	10	...	...	...	...	...	...	2	6	...	40	...	1	...
	11,084	831	505	504	612	1,198	913	826	1,061	509	620	601	335	8,505	767.3	30	2.71
Pachmuree (Bengal Troops, 4 months)	100	...	...	2	1	9	20	2	4	...	...	...	...	38	...	...	...
Darjeeling	66	...	...	1	...	1	1	1	1	...	...	2	1	8	...	...	...
Ranekhet	375	2	...	1	12	25	17	10	5	4	6	1	3	86	...	...	...
Chuckrata	774	5	4	...	...	6	4	10	13	9	16	1	4	72	...	...	...
Dugshale	917	38	21	14	19	52	29	42	46	22	28	11	5	327	...	...	...
Subathoo	771	2	19	17	13	19	28	16	26	14	8	1	6	169	...	...	...
Jutogh (10 months)	88	...	...	3	3	1	...	...	...	1	2	...	...	10	...	...	...
Dhumsaila (7 months)	112	...	...	...	9	12	...	...	...	3	4	1	...	39	...	...	...
Chumba Hills (6 months)	577	...	...	...	...	12	17	16	23	13	6	2	...	89	...	1	...
Murree Hills (6 months)	530	...	...	...	...	49	36	34	26	10	6	...	...	161	...	...	...
AVERAGE FOR 12 MONTHS	3,632	47	44	38	57	186	161	132	147	77	73	18	19	999	273.5	1	.27
Darjeeling Depot (7 months)	115	...	...	4	5	9	3	5	2	6	4	1	...	39	...	...	...
Nynee Tal (10 months)	241	3	...	...	18	28	23	20	27	19	11	2	3	154	...	...	...
Lindor (7 months)	217	...	...	...	8	18	16	9	6	...	...	...	...	57	...	...	...
Kussowlie (7 months)	637	...	...	5	39	28	23	29	32	33	11	8	3	292	...	2	...
Dalhousie (7 months)	394	...	...	...	39	35	34	15	22	10	11	4	...	161	...	...	...
Marree (6 months)	584	...	...	...	22	39	42	23	35	25	11	2	...	199	...	2	...
FOR THE SEASON OF OCCUPATION	2,275	3	...	9	113	157	141	101	124	93	45	17	6	812	341.6	4	1.76

\* For the Admission-rate of each Station, see Table XXI.



STATIONS.	Average Strength for the period of occupation.	NUMBER OF ADMISSIONS INTO HOSPITAL IN EACH MONTH.												Total Admissions of the Year.	Admission-rate per 1,000 of Strength.	Number of Deaths.	Death-rate per 1,000 of Strength.
		Jan.	Feb.	Mar.	April.	May.	June.	July.	Aug.	Sept.	Oct.	Nov.	Dec.				
On the march, Bombay Presidency	...	20	8	2	...	...	...	...	...	...	...	6	25	61	...	1	...
Deolalee Dep't, Bombay Troops	...	2	5	1	1	...	...	2	...	...	3	3	2	19	...	...	...
Poona " "	...	8	...	3	1	1	29	28	21	10	2	8	...	106	...	...	...
Colaba " "	...	1	1	...	...	1	3	...	...	...	...	5	4	15	...	...	...
On the march, Madras Presidency	...	4	8	...	...	...	...	...	...	...	...	6	7	25	...	...	...
Poonamallee and Presidency Dep'ts	...	5	2	1	3	2	...	1	...	...	...	1	...	15	...	1	...
Deolalee Dep't, Madras Troops	...	...	...	...	3	...	...	...	...	...	...	...	...	3	...	1	...
Poona and Bombay Dep'ts (Madras Troops)	...	2	...	1	...	...	...	1	1	...	...	...	2	7	...	...	...
Nusseerabad	720	75	49	69	67	96	62	74	123	116	96	37	17	881	...	1	...
Normuch	458	26	7	4	7	19	35	29	48	55	110	58	17	415	...	2	...
Indore	118	3	4	...	1	3	2	...	7	6	6	2	4	38	...	...	...
Mhow	1,433	117	81	104	98	172	123	113	156	163	207	87	61	1,485	...	2	...
Deesa	843	23	18	79	58	11	8	23	36	28	66	20	12	392	...	...	...
Ahmedabad and Boroda	273	32	12	12	11	21	16	18	19	14	34	24	26	239	...	1	...
Kurrachee and Ghizee	789	35	27	70	61	58	55	44	65	33	42	46	39	556	...	...	...
Hyderabad	290	26	9	10	14	7	8	4	3	13	15	13	4	126	...	...	...
Aden	716	2	3	2	5	37	20	16	3	3	...	4	6	191	...	...	...
	5,620	330	213	350	322	424	329	321	450	431	576	291	177	4,223	751.4	6	1.07
Bombay	463	17	10	12	9	12	11	8	26	14	12	7	11	149	...	1	...
Asserghur	125	2	4	4	2	2	2	1	5	4	7	4	1	38	...	...	...
Ahmednuggur	612	12	9	9	8	9	39	63	92	63	100	66	52	522	...	1	...
Poona and Kirkee	2,236	22	22	26	32	221	252	389	194	88	93	123	36	1,498	...	2	...
Sattara	189	4	6	13	29	53	79	58	41	16	18	11	1	329	...	...	...
Belgaum	998	38	13	13	10	20	17	13	16	9	3	8	9	169	...	...	...
Secunderabad	2,121	10	15	41	34	44	14	21	27	33	39	29	27	331	...	...	...
Kamptee	1,020	31	30	17	23	33	22	25	93	52	15	9	26	381	...	1	...
	7,783	139	109	135	147	396	436	578	494	279	287	257	163	3,420	439.4	5	.63
Bellary	902	12	12	5	5	3	9	4	5	7	6	2	1	71	...	...	...
Bangalore	1,562	19	26	9	15	21	12	5	11	12	9	6	8	153	...	...	...
Cannanore	828	13	11	8	17	19	19	11	18	11	14	12	15	168	...	1	...
Mallapooram	96	10	2	...	...	1	1	6	1	...	...	1	...	22	...	1	...
Calicut	78	3	1	...	...	...	...	...	...	...	...	...	2	6	...	1	...
Trichinopoly	289	10	12	12	5	5	4	2	4	5	5	5	2	71	...	...	...
St. Thomas Mount	397	2	1	...	...	1	3	2	...	1	...	1	1	14	...	...	...
Madras	751	5	10	2	7	11	2	2	8	2	7	1	5	62	...	...	...
	4,892	74	75	38	49	61	59	32	47	38	41	28	34	567	115.9	3	.61
Rangoon	792	11	15	5	10	13	28	15	8	13	8	8	6	140	...	...	...
Toungoo	375	8	5	5	5	6	7	7	16	4	10	15	3	91	...	2	...
Thayetmyoo	542	11	11	6	8	17	12	12	16	13	8	5	7	126	...	...	...
Port Blair	110	...	1	2	...	...	2	5	2	1	...	...	...	13	...	1	...
	1,819	30	32	18	23	36	49	39	42	31	28	28	16	370	203.5	3	1.64
Taraghur, Ajmere (8 months)	49	...	...	...	3	7	3	3	8	7	3	1	...	35	...	...	...
Mount Abo	135	1	5	12	13	35	27	5	11	8	17	37	24	242	...	...	...
Poorundhur	53	3	...	13	9	11	...	...	...	1	11	15	28	91	...	...	...
Pachmurree (Madras Troops, 7 months)	99	...	...	...	10	5	14	4	8	1	...	...	...	42	...	...	...
Ramandroog	55	2	3	3	2	...	1	1	...	...	...	1	...	13	...	...	...
Wellington	353	5	2	2	4	11	6	4	10	5	4	3	...	56	...	...	...
AVERAGE FOR THE YEAR	681	11	10	30	41	69	51	64	37	22	35	57	52	479	709.4	...	...

ARMIES.	Average Strength.	NUMBER OF ADMISSIONS INTO HOSPITAL IN EACH MONTH.												Total Admissions of the Year.	Admission-rate per 1,000 of Strength.	Number of Deaths.	Death-rate per 1,000 of Strength.
		Jan.	Feb.	Mar.	Apr.	May.	June.	July.	Aug.	Sept.	Oct.	Nov.	Dec.				
Army of Bengal	35,122	1,469	908	1,015	1,408	2,339	1,878	1,956	2,795	2,006	2,411	1,466	1,091	29,742	599.5	79	2.25
Army of Madras	10,844	166	167	121	151	194	156	128	228	169	125	105	112	1,813	167.1	9	.83
Army of Bombay	10,840	469	296	458	439	796	791	808	864	651	845	580	370	7,497	691.6	11	1.01
Army of India	56,806	2,044	1,661	1,594	1,598	3,329	2,825	3,022	3,887	2,877	3,381	2,151	1,483	30,052	529.9	99	1.74

# EUROPEAN TROOPS, 1871.

## XXV.

TABLE showing the PREVALENCE of ENTERIC FEVER in each MONTH and the DISTRIBUTION of the DISEASE by STATIONS and PROVINCES.

STATIONS.	Average Strength for the period of occupation.	NUMBER OF ADMISSIONS INTO HOSPITAL IN EACH MONTH.												Total Admissions of the Year.	Admission-rate per 1,000 of Strength.	Number of Deaths.	Death-rate per 1,000 of Strength.
		Jan.	Feb.	Mar.	April.	May.	June.	July.	Aug.	Sept.	Oct.	Nov.	Dec.				
Deolalee Depot (Bengal Troops)	...	...	...	...	...	...	...	...	...	...	...	...	...	...	...	...	...
Poona and Bombay Depot (Bengal Troops)	...	...	...	...	...	...	...	...	...	...	...	...	...	...	...	...	...
Troops on march, Bengal and N. W. P.	...	...	...	...	...	...	...	...	...	...	...	...	...	...	...	1	...
Recruits, Invalids, &c., "	...	...	...	...	...	...	...	...	...	...	...	...	...	...	...	...	...
Fort William	880	2	4	...	...	...	...	...	...	...	...	...	...	6	...	...	...
Dum-Dum	672	...	...	1	...	...	...	...	...	...	...	...	...	1	...	1	...
Barrackpore	504	...	...	...	...	...	...	1	...	...	...	...	...	1	...	1	...
	1,976	2	4	1	...	...	...	1	...	...	...	...	...	8	41	2	100
Hazareebagh	887	4	1	...	...	2	5	3	2	...	...	2	...	19	...	4	...
Dinapore	881	...	1	...	...	...	...	...	...	...	...	...	...	1	...	1	...
Benares	514	...	...	...	...	...	...	...	...	...	...	...	...	...	...	...	...
Chunar	65	...	...	...	...	...	...	...	...	...	...	...	...	...	...	...	...
Fyzabad	939	...	...	...	...	2	...	...	...	...	...	...	...	2	...	1	...
Lucknow	2,425	5	1	2	3	1	2	...	1	...	...	1	...	16	...	7	...
Seetapore	613	...	...	...	...	...	...	...	...	...	...	...	...	1	...	1	...
Futtehghur	177	...	...	...	1	...	...	...	...	...	...	...	...	...	...	...	...
Cawnpore	837	...	...	...	...	...	...	...	...	1	...	...	...	2	...	2	...
Allahabad	797	...	...	...	...	...	...	...	...	1	...	...	...	5	...	2	...
	8,126	9	3	2	4	5	7	3	4	2	...	3	5	47	58	18	221
Shahjehanpore	403	3	2	...	...	...	...	...	...	...	1	...	...	6	...	1	...
Bareilly	803	...	...	...	...	1	...	...	...	...	...	...	...	1	...	...	...
Moradabad	181	...	...	...	...	...	...	...	...	...	...	...	...	...	...	...	...
Roorkhee	367	...	...	...	...	1	...	...	...	...	...	...	...	1	...	1	...
Meerut	1,644	...	...	...	...	2	...	1	...	...	4	1	...	8	...	6	...
Delhi	418	...	...	...	...	...	...	...	...	...	...	...	...	...	...	...	...
Muttra	418	...	...	...	...	1	1	...	2	...	...	...	...	4	...	...	...
	4,234	3	2	...	...	5	1	1	2	...	5	1	...	20	47	8	139
Agra	997	...	1	1	...	...	...	...	1	...	...	1	1	5	...	7*	...
Morar	1,075	...	...	...	...	...	...	...	...	...	...	...	...	...	...	...	...
Gwalior Citadel	319	...	...	...	...	...	1	...	...	1	...	...	...	2	...	...	...
Jhansi	473	...	...	...	...	...	...	...	...	...	...	...	...	...	...	...	...
Nowgong	304	...	...	...	...	...	...	...	...	1	...	...	...	1	...	1	...
Saugor	635	...	...	...	...	...	...	...	...	...	...	...	...	...	...	...	...
Jubbulpore	326	...	...	...	...	...	...	...	...	...	...	...	...	...	...	...	...
	4,120	...	1	1	...	...	1	...	1	2	...	1	1	8	19	8	194
Umballa	1,177	...	...	...	...	1	...	...	2	1	1	...	...	5	...	3	...
Jullundur	792	...	...	...	...	...	...	...	...	...	...	...	...	...	...	...	...
Ferozepore	1,077	1	1	...	...	...	...	...	...	...	...	...	...	2	...	1	...
Mooltan	843	...	...	...	...	...	...	...	...	...	...	...	...	...	...	...	...
Dera Ismael Khan	100	...	...	...	...	...	...	...	...	...	...	...	...	...	...	...	...
Sealkote	1,089	1	...	...	1	...	...	...	...	1	...	...	...	3	...	2	...
Umrkot	161	...	1	...	...	...	...	...	1	...	...	...	...	2	...	1	...
Fort Lahore	83	...	...	...	...	...	...	...	...	...	...	...	...	...	...	...	...
Maceo Meer	967	...	...	...	...	...	...	...	...	...	1	1	...	2	...	2	...
Rawalpindoe	1,413	...	...	1	...	...	...	...	1	...	...	...	...	2	...	...	...
Campbellpore (9 months)	123	...	...	...	...	...	...	...	...	...	...	...	...	...	...	...	...
Attock	166	...	...	...	...	...	...	...	...	...	...	...	...	...	...	...	...
Nowshera	536	...	1	...	...	...	...	...	...	...	...	...	...	1	...	...	...
Peshawar	...	1	...	1	1	1	4	2	1	3	...	1	...	15	...	6	...
Cherat	1,853	...	...	...	...	...	...	3	2	7	1	...	...	13	...	5	...
Troops on march, Punjab	...	...	...	...	...	...	...	...	...	...	...	...	1	1	...	1	...
Recruits, Invalids, &c., Punjab	...	...	...	...	...	...	...	...	...	...	...	...	1	1	...	1	...
	11,084	3	3	2	2	2	4	5	7	12	3	3	1	47	43	22	198
Puchamree (Bengal Troops, 4 months)	100	...	...	...	...	...	...	...	...	...	...	...	...	...	...	...	...
Darjeeling	66	...	...	...	...	...	...	...	...	...	...	...	...	...	...	...	...
Banekhet	375	...	...	...	...	...	...	...	...	...	...	...	...	...	...	...	...
Chuckrata	774	...	...	...	...	...	...	...	...	...	...	...	...	...	...	...	...
Dugshale	917	...	...	...	...	...	...	...	...	...	...	...	...	...	...	...	...
Subathoo	771	...	...	...	...	...	1	...	...	...	...	...	...	1	...	1	...
Jatogh (10 months)	88	...	...	...	...	...	...	...	...	...	...	...	...	...	...	...	...
Dhurnasalla (7 months)	112	...	...	...	...	...	...	...	...	...	...	...	...	...	...	...	...
Chumba Hills (6 months)	577	...	...	...	...	...	...	...	...	...	...	...	...	...	...	...	...
Murree Hills (6 months)	550	...	...	...	...	...	...	...	...	...	...	...	...	...	...	...	...
AVERAGE FOR 12 MONTHS	3,652	...	...	...	...	...	1	...	...	...	...	...	...	1	3	1	27
Darjeeling Depot (7 months)	115	...	...	...	1	...	...	...	...	...	...	...	...	1	...	...	...
Nynee Tal (10 months)	241	...	...	...	1	...	...	...	...	1	...	...	...	2	...	...	...
Landsur (7 months)	217	...	...	...	...	...	...	...	...	...	...	...	...	...	...	...	...
Kussowlee (7 months)	637	...	...	...	...	...	...	...	...	...	...	...	...	...	...	...	...
Dalhousie (7 months)	294	...	...	...	...	...	...	...	...	...	...	...	...	...	...	...	...
Murree (6 months)	584	...	...	...	...	...	...	...	...	...	...	...	...	...	...	...	...
FOR THE SEASON OF OCCUPATION	2,275	...	...	...	2	...	...	...	...	1	...	...	...	3	13	...	...

\* Several cases of the Enteric Fever were not shown as admitted.



STATIONS.	Average Strength for the period of occupation.	NUMBER OF ADMISSIONS INTO HOSPITAL IN EACH MONTH.												Total Admissions of the Year.	Admission-rate per 1,000 of Strength.	Number of Deaths.	Death-rate per 1,000 of Strength.
		Jan.	Feb.	Mar.	April.	May.	June.	July.	Aug.	Sept.	Oct.	Nov.	Dec.				
in the march, Bombay Presidency	...	...	...	...	...	...	...	...	...	...	...	...	...	...	...	...	...
colahce Depôt, Bombay Troops	...	...	...	...	...	...	...	...	...	...	...	...	...	...	...	...	...
ona Depôt,	...	...	...	...	...	...	...	...	...	...	...	...	...	...	...	...	...
olaba Depôt,	...	...	...	...	...	...	...	...	...	...	...	...	...	...	...	...	...
in the march, Madras Presidency	...	...	...	...	...	...	...	...	...	...	...	...	...	...	...	...	...
onamallee and Presidency Depôts	...	...	...	...	...	...	...	...	...	...	...	...	...	...	...	...	...
colahce Depôt, Madras Troops	...	...	...	...	...	...	...	...	...	...	...	...	...	...	...	...	...
ona and Bombay Depôts, Madras Troops	...	...	...	...	...	...	...	...	...	...	...	...	...	...	...	...	...
usseerabad	730	1	...	...	...	...	...	...	...	3	2	...	...	6	...	5	...
cemuch	458	...	...	...	1	...	...	...	1	2	...	...	3	7	...	3	...
idore	118	...	...	...	...	...	...	...	...	...	...	...	...	...	...	...	...
ibew	1,413	...	...	...	...	...	...	...	...	1	3	...	...	4	...	2	...
veea	843	...	...	...	...	...	...	...	...	...	...	...	...	...	...	...	...
Immedabad and Baroda	273	1	...	...	...	...	1	...	...	...	...	...	...	2	...	2	...
urrache and Ghizree	789	...	1	1	1	1	...	1	...	...	...	...	...	5	...	3	...
derabad	299	...	...	...	...	...	...	...	...	...	...	...	...	...	...	...	...
den	716	...	...	...	...	...	...	...	...	...	...	...	...	...	...	...	...
	5,629	2	1	1	2	1	1	1	1	6	5	...	3	24	43	15	267
ombay	463	...	...	...	...	...	...	...	...	...	...	...	...	...	...	...	...
seerghur	125	...	...	...	...	...	...	...	...	...	...	...	...	...	...	...	...
Immednuggur	642	...	...	...	...	...	...	...	...	...	...	...	...	...	...	...	...
ona and Kirkee	2,236	...	...	...	...	...	...	...	...	...	...	...	...	...	...	...	...
attara	189	...	...	1	...	...	...	...	...	...	...	...	...	1	...	1	...
elgaum	998	...	...	...	...	...	...	...	...	...	...	...	...	...	...	...	...
underabad	2,121	...	...	...	...	1	...	...	1	6	1	...	1	10	...	4	...
amptee	1,020	...	...	...	...	...	...	...	...	1	...	...	...	1	...	...	...
	7,783	...	...	1	...	1	...	...	1	7	1	...	1	12	15	5	63
illary	992	...	...	...	...	...	...	...	...	...	1	...	...	1	...	1	...
angalore	1,202	...	...	...	...	1	2	...	...	...	...	...	...	2	...	2	...
annanore	828	...	...	...	1	1	...	...	...	...	...	...	...	16	...	3	...
allapocorum	96	...	...	...	...	...	...	...	...	...	...	...	...	2	...	2	...
slicut	78	...	...	...	...	...	...	...	...	...	...	...	...	1	...	1	...
richinopoly	980	...	...	...	...	...	...	...	...	...	...	...	...	...	...	...	...
Thomas Mount	397	...	...	...	...	...	...	...	...	...	...	...	...	...	...	...	...
adras	751	...	...	...	...	...	...	...	...	...	...	...	...	...	...	...	...
	4,892	15	...	...	1	2	2	...	...	...	1	...	4	25	51	9	181
angoon	792	...	2	...	1	...	1	5	...	1	...	...	...	10	...	2	...
ungoo	375	...	...	...	...	...	...	...	...	...	...	...	...	...	...	...	...
hayemyoo	542	...	...	...	...	...	...	...	...	...	...	...	...	...	...	...	...
ori Blair	110	...	...	...	...	...	...	...	...	1	...	...	...	1	...	...	...
	1,819	...	2	...	1	...	1	5	...	2	...	...	...	11	60	2	110
raghur, Ajmere (8 months)	40	...	...	...	...	...	...	...	...	...	...	...	...	...	...	...	...
ount Also	135	...	...	...	...	...	...	...	...	...	...	...	...	...	...	...	...
orundhar	53	...	...	...	...	...	...	...	...	...	...	...	...	...	...	...	...
achmurree (Madras Troops, 7 months)	99	...	...	...	...	...	...	...	...	...	...	...	...	...	...	...	...
amandroog	55	...	...	...	...	...	...	...	...	...	...	...	...	...	...	...	...
ellington	353	1	...	...	...	...	...	...	...	...	...	...	...	1	...	1	...
AVERAGE FOR THE YEAR	681	1	...	...	...	...	...	...	...	...	...	...	...	1	14	1	147

ARMIES.	Average Strength.	NUMBER OF ADMISSIONS INTO HOSPITAL IN EACH MONTH.												Total Admissions of the Year.	Admission-rate per 1,000 of Strength.	Number of Deaths.	Death-rate per 1,000 of Strength.
		Jan.	Feb.	Mar.	Apr.	May.	June.	July.	Aug.	Sept.	Oct.	Nov.	Dec.				
my of Bengal	35,122	17	13	6	8	12	14	10	14	17	8	8	7	134	3.8	60	1.71
my of Madras	10,844	16	2	...	2	3	3	5	1	9	2	...	5	48	4.4	16	1.47
my of Bombay	10,890	2	1	2	2	1	1	1	1	6	5	...	3	25	2.3	16	1.48
my of India	56,806	35	16	8	12	16	18	16	16	32	15	8	15	207	3.6	92	1.62

# EUROPEAN TROOPS, 1871.

## XXVI.

TABLE showing the PREVALENCE of APOPLEXY and SUNSTROKE in each MONTH, and the DISTRIBUTION of these DISEASES by STATIONS and PROVINCES.

STATIONS.	Average Strength for the period of occupation.	NUMBER OF ADMISSIONS INTO HOSPITAL IN EACH MONTH.												Total Admissions of the Year.	Admission-rate per 1,000 of Strength.	Number of Deaths.	Death-rate per 1,000 of Strength.
		Jan.	Feb.	Mar.	April.	May.	June.	July.	Aug.	Sept.	Oct.	Nov.	Dec.				
Deolalee Depôt (Bengal Troops)	...	...	...	...	...	...	...	...	...	...	...	...	1	1	...	1	...
Poona and Bombay Depôts	...	...	...	...	...	...	...	...	...	...	...	...	...	...	...	...	...
Troops on march, Bengal and N. W. P.	...	...	...	...	2	...	...	...	...	...	...	...	...	2	...	1	...
Recruits, Invalids, &c., "	...	...	...	...	1	...	...	...	...	...	...	...	...	1	...	...	...
Fort William	800	...	...	...	...	...	...	...	...	...	...	...	...	...	...	...	...
Dum-Dum	672	2	...	...	...	...	...	...	...	1	...	...	...	3	...	1	...
Barrackpore	504	...	...	...	1	...	...	...	...	...	...	...	...	1	...	...	...
	1,976	2	...	...	1	...	...	...	...	1	...	...	...	4	20	1	31
Hazareebaugh	887	...	...	...	...	1	...	...	...	...	...	...	...	1	...	1	...
Dinapore	881	...	...	1	...	...	...	...	...	...	...	...	...	1	...	1	...
Benares	514	...	...	...	...	1	1	...	...	...	...	...	...	2	...	2	...
Chunar	65	...	...	...	...	...	...	...	...	...	...	...	...	...	...	...	...
Fyzabad	900	...	...	...	...	...	...	1	...	...	...	...	...	2	...	2	...
Lucknow	2,425	...	...	...	...	...	2	...	...	...	1	...	...	3	...	1	...
Sattapore	613	...	...	...	...	...	1	...	...	...	...	...	...	1	...	1	...
Putteghur	177	...	...	...	...	...	...	...	...	...	...	...	...	...	...	...	...
Cawnpore	837	...	...	...	...	...	...	...	...	...	...	...	...	...	...	...	...
Allahabad	797	...	...	...	...	...	...	...	...	1	...	...	...	1	...	...	...
	8,126	...	...	1	...	2	5	...	1	1	1	...	...	11	14	8	30
Shahjehanpore	403	...	...	1	...	...	...	...	...	...	...	...	...	1	...	...	...
Bareilly	803	...	...	...	...	...	...	...	...	...	...	...	...	...	...	...	...
Moradabad	181	...	...	...	...	...	...	...	...	...	...	...	...	...	...	...	...
Roorkee	367	...	...	...	...	...	...	1	...	...	...	...	...	1	...	...	...
Meerut	1,944	...	...	1	...	...	...	...	...	...	...	3	...	4	...	1	...
Delhi	418	...	...	...	...	...	...	...	...	...	...	...	...	...	...	1	...
Muttra	418	...	...	...	...	...	...	...	...	...	...	...	...	...	...	...	...
	4,234	...	...	2	...	...	...	1	...	...	...	3	...	6	14	1	23
Agra	997	...	...	...	...	...	1	1	...	...	...	...	...	2	...	1	...
Morar	1,075	...	...	...	...	...	...	...	...	1	1	...	...	2	...	...	...
Gwalior Citadel	310	...	...	...	...	...	1	...	...	...	...	...	...	1	...	...	...
Jhansi	473	...	...	...	...	...	...	...	...	...	...	...	...	...	...	...	...
Nowgong	304	...	...	...	...	...	...	...	...	...	...	...	...	...	...	...	...
Sangor	635	...	...	...	...	...	...	...	...	...	...	...	...	...	...	...	...
Jubbulpore	326	...	...	...	...	...	...	...	...	...	...	...	...	...	...	...	...
	4,120	...	...	...	...	...	2	1	...	1	1	...	...	5	12	1	24
Umballa	1,177	...	...	...	...	...	1	...	1	...	...	...	...	2	...	2	...
Jullundur	702	...	...	...	...	...	...	...	...	...	...	...	...	...	...	...	...
Ferozepore	1,077	...	...	...	...	...	...	...	...	...	...	...	...	...	...	...	...
Mooltan	843	...	...	...	...	...	3	...	...	...	...	...	...	3	...	1	...
Iera Ismael Khan	100	...	...	...	...	...	...	...	...	...	...	...	...	...	...	...	...
Sealkote	1,089	...	...	...	...	...	...	...	...	1	...	...	...	1	...	1	...
Umrutur	161	...	...	...	...	...	1	...	...	...	...	...	...	1	...	1	...
Fort Lahore	83	...	...	...	...	...	1	1	...	...	...	...	...	1	...	1	...
Meer Meer	907	...	...	...	...	...	1	1	4	...	...	...	...	6	...	3	...
Hawulpindere	1,413	...	...	...	...	...	2	1	...	...	...	...	...	2	...	...	...
Campbellpore (9 months)	153	...	...	...	...	...	2	...	...	...	...	...	...	2	...	1	...
Attock	166	...	...	...	...	...	2	...	...	...	...	...	...	2	...	...	...
Nowshera	436	...	...	...	...	...	1	1	2	1	...	...	...	5	...	2	...
Peshawar	...	...	...	...	...	...	2	...	3	...	...	...	...	5	...	...	...
Cherat	1,853	...	...	...	...	...	...	1	...	...	...	...	...	1	...	...	...
Troops on march, Punjab	...	...	...	...	...	...	...	...	...	...	...	...	...	...	...	1	...
Recruits, Invalids, &c., Punjab	...	...	...	...	...	...	...	...	...	...	...	...	...	...	...	...	...
	11,084	...	...	...	...	...	13	5	10	2	...	...	...	30	27	13	117
Pachmurree, (Bengal Troops, 4 months)	100	...	...	...	...	...	...	...	...	...	...	...	...	...	...	...	...
Darjeeling	66	...	...	...	...	...	...	...	...	...	...	...	...	...	...	...	...
Raneekhet	375	...	...	...	...	...	...	...	...	...	...	...	...	...	...	...	...
Chackrata	774	...	...	...	...	...	...	...	...	...	...	...	...	...	...	...	...
Dugshaie	917	...	...	...	...	...	...	...	...	...	...	...	...	...	...	...	...
Subathoo	771	...	...	...	...	...	...	...	...	...	...	...	...	...	...	...	...
Jutogh (10 months)	88	...	...	...	...	...	...	...	...	...	...	...	...	...	...	...	...
Dharmasalla (7 months)	112	...	...	...	1	...	...	...	...	...	...	...	...	1	...	...	...
Chamba Hills (6 months)	577	...	...	...	...	...	...	...	...	...	...	...	...	...	...	...	...
Murree Hills (6 months)	500	...	...	...	...	...	...	...	...	...	...	...	...	...	...	...	...
AVERAGE FOR 12 MONTHS	3,652	...	...	...	1	...	...	...	...	...	...	...	...	1	3	...	...
Darjeeling Depôt (7 months)	115	...	...	...	...	...	...	...	...	...	...	...	...	...	...	...	...
Nynee Tal (10 months)	241	...	...	...	1	...	...	...	...	...	...	...	...	1	...	1	...
Landour (7 months)	217	...	...	...	1	...	...	...	...	...	...	...	...	1	...	...	...
Kussowlic (7 months)	637	1	...	...	...	...	...	...	...	...	...	...	...	1	...	1	...
Dalhousie (7 months)	394	...	...	...	...	...	...	...	...	...	...	...	...	...	...	...	...
Murree (6 months)	584	...	...	...	...	...	...	...	...	...	...	...	...	...	...	...	...
	...	1	...	...	2	...	...	...	...	...	...	...	...	3	9	2	44



STATIONS.	Average Strength for the period of occupation.	NUMBER OF ADMISSIONS INTO HOSPITAL IN EACH MONTH.												Total Admissions of the Year.	Admission-rate per 1,000 of Strength.	Number of Deaths.	Death-rate per 1,000 of Strength.
		Jan.	Feb.	Mar.	Apr.	May.	June.	July.	Aug.	Sept.	Oct.	Nov.	Dec.				
On the march, Bombay Presidency	...	...	...	...	...	...	...	...	...	...	...	...	...	...	...	...	...
Deolalee Depot, Bombay Troops	...	...	...	...	...	...	...	...	...	...	...	...	...	...	...	...	...
Poona " "	...	1	...	...	...	...	...	...	...	...	...	...	...	1	...	...	...
Colaba " "	...	...	...	...	...	...	...	...	...	...	...	...	...	...	...	...	...
On the march, Madras Presidency	...	...	1	1	...	...	...	...	...	...	...	...	1	3	...	...	...
Poonamallee and Presidency Depôts	...	...	...	...	...	...	...	...	...	...	...	...	...	...	...	...	...
Deolalee Depot, Madras Troops	...	...	...	...	...	...	...	...	...	...	...	...	...	...	...	...	...
Poona and Bombay Depôts, Madras Troops	...	1	...	...	...	...	...	...	...	...	...	...	...	1	...	1	...
Nusserabad	720	...	1	...	...	...	2	...	...	...	...	...	...	3	...	2	...
Neenach	458	...	...	...	...	1	...	...	...	1	...	...	1	3	...	...	...
Indore	118	...	...	...	...	...	...	...	...	...	...	...	...	...	...	...	...
Mhow	1,413	...	...	...	...	...	...	...	...	...	1	...	...	1	...	1	...
Deesa	843	...	...	...	2	2	9	4	...	...	...	...	...	17	...	4	...
Ahmedabad and Baroda	273	...	...	...	...	...	...	...	...	...	...	...	...	...	...	1	...
Kurrachee and Ghizree	789	...	...	...	...	...	...	...	...	...	...	...	...	...	...	1	...
Hyderabad	299	1	...	...	...	1	...	...	...	...	...	...	...	2	...	1	...
Aden	716	...	...	...	...	1	1	...	1	1	...	...	...	4	...	1	...
	5,630	1	1	...	2	5	12	4	1	2	1	...	1	39	53	11	1.96
Bombay	463	...	...	...	...	...	...	...	...	...	...	...	...	...	...	...	...
Asserghur	125	...	...	...	...	...	...	...	...	...	...	...	...	...	...	...	...
Ahmednuggur	642	1	...	...	...	1	...	...	...	...	...	...	...	2	...	1	...
Poona and Kirkee	2,226	...	...	...	1	...	1	...	...	...	...	...	1	3	...	1	...
Sattara	189	...	...	...	...	...	...	...	...	...	...	...	...	...	...	...	...
Belgaum	998	...	...	1	...	...	...	...	...	...	...	...	...	1	...	...	...
Secunderabad	2,121	...	1	...	2	1	...	...	...	...	...	...	...	4	...	2	...
Kanpore	1,929	...	...	...	1	...	...	...	...	...	...	...	...	1	...	1	...
	7,783	1	1	1	4	2	1	...	...	...	...	...	1	11	14	5	.63
Bellary	902	...	...	...	...	...	...	...	...	...	...	...	...	...	...	...	...
Bangalore	1,562	...	...	...	...	1	...	...	1	...	...	...	...	2	...	...	...
Cannanore	828	...	...	...	...	...	...	...	...	1	...	...	...	1	...	...	...
Mallapooram	96	...	...	...	...	...	...	...	...	...	...	...	...	...	...	...	...
Calicut	28	1	...	...	...	1	...	...	...	...	...	...	...	2	...	...	...
Trichinopoly	290	...	...	...	1	...	...	...	...	...	...	...	...	1	...	1	...
St. Thomas Mount	397	...	...	1	...	1	...	...	...	...	...	...	...	2	...	...	...
Madras	751	1	...	...	...	...	...	...	...	...	...	...	...	1	...	...	...
	4,892	2	...	1	1	3	...	...	1	1	...	...	...	9	1.8	1	.29
Rangoon	792	...	...	...	2	...	...	...	...	...	...	...	...	2	...	...	...
Toungoo	375	...	1	...	2	...	...	...	...	...	...	...	...	3	...	...	...
Thayetmyoo	542	...	...	...	1	...	...	...	...	...	...	...	...	1	...	1	...
Port Blair	110	...	...	...	...	...	...	...	...	...	...	...	...	...	...	...	...
	1,819	...	1	...	5	...	...	...	...	...	...	...	...	6	3.3	1	.55
Taraghur, Ajmere (8 months) ...	40	...	...	...	...	...	...	...	...	...	...	...	...	...	...	...	...
Mount Abo	135	...	...	...	...	...	...	...	...	...	...	...	...	...	...	...	...
Poorandhur	53	...	...	...	...	...	...	...	...	...	...	...	...	...	...	...	...
Puchmurree (Madras Troops, 7 months)	99	...	...	...	...	...	...	...	...	...	...	...	...	...	...	...	...
Ramandroog	55	...	...	...	...	...	...	...	...	...	...	...	...	...	...	...	...
Wellington	353	...	...	...	...	...	...	...	...	...	...	...	...	...	...	...	...
AVERAGE FOR THE YEAR	681	...	...	...	...	...	...	...	...	...	...	...	...	...	...	...	...

ARMIES.	Average Strength.	NUMBER OF ADMISSIONS INTO HOSPITAL IN EACH MONTH.												Total Admissions of the Year.	Admission-rate per 1,000 of Strength.	Number of Deaths.	Death-rate per 1,000 of Strength.
		Jan.	Feb.	Mar.	Apr.	May.	June.	July.	Aug.	Sept.	Oct.	Nov.	Dec.				
Army of Bengal	35,122	3	...	3	7	2	29	7	11	5	2	3	1	61	1.8	28	.80
Army of Madras	19,944	3	3	2	9	4	...	...	1	1	...	...	...	24	1.2	6	.35
Army of Bombay	19,940	3	1	1	3	6	13	4	1	2	...	1	...	37	3.4	13	1.29
Army of India	56,906	9	4	6	19	12	33	11	13	8	3	3	4	125	2.2	47	.83

# EUROPEAN TROOPS, 1871.

## XXVII.

TABLE showing in DETAIL the CAUSES of DEATH in the ARMIES of the THREE PRESIDENCIES.

TOTAL LOSS OF THE ARMY OF INDIA BY DEATH 206. PER 1,000 OF AVERAGE STRENGTH 17.53.									
CAUSES OF DEATHS.	BENGAL.		MADRAS.		BOMBAY.		ARMY OF INDIA.		
	Deaths in Hospital.	Deaths out of Hospital.	Deaths in Hospital.	Deaths out of Hospital.	Deaths in Hospital.	Deaths out of Hospital.	Deaths in Hospital.	Deaths out of Hospital.	Died per 1,000 of Average Strength.
Cholera	25		36		1		62		1.09
Smallpox	1						1		
Measles			1				1		
Intermittent Fevers					1		1		
Remittent and Continued Fevers	79		9		10		98		1.74
Enteric Fever (True)	60		16		16		92		1.62
Erysipelas	3		1				4		
Diphtheria					1		1		
Pyæmia (following injury of Tibia)					1		1		
Hydrophobia	4		1				5		
Rheumatism, Acute	1		1				2		
Secondary Syphilis (Caries of Skull)	2		1				3		
Cancer of Pylorus	2								
" of Intestine	1								
" of Rectum	1								
" of Peritoneum					1		7		
" of Scrotum	1								
" of Kidney	1								
Phthisis Pulmonalis	58		13		16		87		1.53
Morbus Coxæ	1						1		
Scurvy	1				1		2		
Meningitis	8		1		2		11		
Myelitis (Paraplegia)	1						1		
Encephalitis, Softening	1		3		2				
" Abscess of Brain			1		2		10		
" Abscess of Cerebellum	1								
Locomotor Ataxy					1		1		
Tetanus (Idiopathic)	1								
" (following fracture of Fibula)			1				2		
Apoplexy, Heat	24		4		11		39		
" Sanguineous	3		2				5		
" Congestive (Ebricitas)	2	3		2	2	3	4	8	
Caries of Mastoid Cells	1				1		2		
" of Cervical Vertebrae			1				1		
Epistaxis (cause not ascertained)	1						1		
Oozia (with Larva)	1						1		
Pericarditis	1		1		1		3		
Valve Disease of Heart	23		6		7		36		
Hypertrophy	5		2				7		
Fatty Degeneration	3				1		4		
Rupture of Heart	2						2		
" of Aorta			2				3		
Aneurism of Aorta	24		11		6		41		
Edema Glottidis		1						1	
Bronchitis	2		3				5		
Pneumonia	38		2		3		43		
Pleurisy	4						4		
Asthma	2								
" (with Pulmonary Extravasation)	1						3		
Hæmoptysis (from enlarged liver pressing on the lung)	1						1		
Ulcer of Stomach	1				1		2		
Fibrous Tumour of Stomach	1						1		
Enteritis (Perforation)	2		1				3		
Perforation of Ileum	1				1		2		
Iliac Abscess			1				1		
Peritonitis (Idiopathic)			1				1		
Jaundice	1						1		
Cirrhosis of Liver	5		1		1		7		
Hepatitis	96		39		20		155		2.73
Spleen Disease	1						1		
Dysentery	41		25		10		76		1.34
Diarrhoea	4				3		7		
Nephritis	7				5		12		
General Debility	4						4		
Delirium Tremens	9		7		6		22		
Poisoning by Opium, accidental		1						1	
Suffocated while drunk		6						7	
Asphyxia		1						1	
Bone lodged in Oesophagus, death by Hamorrhage	1						1		
Drowned		10						16	
Accidental Deaths	3	15			1	2	4	23	
Murder					2	1	2	1	
Execution						2		2	
Found dead, cause not ascertained								1	
Suicidal Deaths, Gunshot		11				5			
" Drowning		4							
" Hanging		1							
" Cut Throat		1				1			
" Poison		2							
" Fall from Barracks		1							
Ratio per 1,000 for Deaths from Causes not specially calculated									1.71
	569	57	194	24	135	15	900	96	17.53



# EUROPEAN TROOPS, 1871.

## XXVIII.

TABLE showing in DETAIL the CAUSES of INVALIDING during 1871.

All Invaliding up to the date of sailing of the last Troopship in the beginning of April 1872 is included. The Invalids of the Madras and Bombay Armies who left India in the early months of 1871 do not appear in this statement.

Army of Bengal—Number Invalided	...	...	1,564	Invalided per 1,000 of Strength			...	...	...	47.53		
Army of Madras	"	...	489	"			...	...	...	45.09		
Army of Bombay	"	...	328	"			...	...	...	39.26		
Army of India	"	...	2,381	"			...	...	...	43.62		
CAUSES OF INVALIDING.	BENGAL.			MADRAS.			BOMBAY.			ARMY OF INDIA.		
	For Change.	For Discharge.	Per 1,000 of Strength.	For Change.	For Discharge.	Per 1,000 of Strength.	For Change.	For Discharge.	Per 1,000 of Strength.	For Change.	For Discharge.	Per 1,000 of Strength.
Intermittent Fevers	89	2	3.01	1	...	65	17	1	194	167	3	2.33
Remittent and Continued Fevers	...	2	...	6	...	...	3	...	...	15	2	...
Typhoid Fever	1	...	...	...	...	...	...	...	...	1	...	...
Rheumatism	60	22	2.63	17	4	1.94	9	4	1.20	92	30	2.23
Secondary Syphilis	66	34	3.04	31	8	3.60	12	3	1.38	109	45	2.82
Cancer of stomach	...	1	...	...	...	...	...	...	...	...	1	...
Phthisis pulmonalis	51	74	3.79	17	27	4.06	5	20	2.31	73	121	3.55
Serofula	3	3	...	1	...	...	...	2	...	4	5	...
Hipjoint disease	...	4	...	...	...	...	...	...	...	...	4	...
Goitre	...	1	...	...	...	...	...	...	...	...	1	...
Anæmia	38	5	...	5	1	...	13	1	...	56	7	...
Obesity	1	...	...	...	...	...	...	...	...	1	...	...
General Dropsy	1	...	...	...	...	...	2	...	...	3	...	...
Meningitis	1	2	...	1	...	...	1	...	...	3	2	...
Encephalitis	...	1	...	...	3	...	...	...	...	...	4	...
Stroke, effects of	7	...	21	...	...	...	1	...	60	8	...	15
Paralysis	11	5	...	1	4	...	1	...	...	13	9	...
" hemiplegia	9	...	...	...	...	...	...	...	...	...	...	...
" paraplegia	2	...	...	...	...	...	...	...	...	...	...	...
" local	1	...	...	...	...	...	...	...	...	...	...	...
" locomotor ataxy	6	...	...	...	...	...	...	...	...	...	...	...
character not stated	4	...	...	...	...	...	...	...	...	...	...	...
Epilepsy	...	5	10	64	3	6	83	4	37	8	26	62
Mania	...	11	...	1	1	1	...	...	...	7	12	...
Melancholia	6	...	1.96	1	1	3	74	1	74	8	30	1.41
Dementia	13	22	...	1	1	...	...	5	...	14	1	...
Neuralgia	11	...	...	2	1	...	...	...	...	16	...	...
Ophthalmia	6	...	...	...	1	...	3	...	...	12	6	...
Defective vision	3	7	61	...	2	65	...	1	74	7	10	64
Otitis	3	1	...	...	...	...	4	1	...	3	2	...
Deafness	4	3	...	1	2	...	1	...	...	6	6	...
Pericarditis	1	1	...	...	...	...	1	1	...	2	2	...
Valve disease of Heart	12	61	...	7	8	...	3	15	...	22	84	...
Hypertrophy of Heart	13	21	...	5	4	...	4	3	...	22	28	...
Aneurism	...	3	10	...	5	2.67	...	...	2.31	3	15	3.19
" thoracic aorta	14	...	3.65	...	...	...	...	...	...	...	...	...
" abdominal aorta	3	...	...	...	...	...	...	...	...	...	...	...
" femoral artery	1	...	...	...	...	...	...	...	...	...	...	...
Angina pectoris	...	...	...	1	...	...	...	...	...	1	...	...
Palpitation	55	5	1.82	7	3	92	12	1	1.20	74	9	1.32
Varix	6	3	...	...	2	...	...	3	...	6	8	...
Laryngitis	...	1	...	...	...	...	...	...	...	...	1	...
Bronchitis	27	10	1.28	3	2	55	14	3	1.84	44	15	1.25
Asthma	2	1	...	1	...	...	1	2	...	4	3	...
Pleurisy	...	1	...	...	...	...	...	...	...	...	1	...
Stomatitis	1	...	...	...	...	...	1	...	...	2	...	...
Gastritis	3	...	...	...	...	...	...	...	...	4	...	...
Dyspepsia	2	...	...	1	1	...	1	...	...	4	...	...
Dysentery	51	4	2.10	54	2	600	4	...	65	109	6	2.09
Diarrhoea	14	...	...	10	...	...	3	...	...	27	...	...
Hepatitis	231	21	7.96	81	5	7.93	46	8	4.98	358	34	7.18
Cyst of Liver	...	1	...	...	...	...	...	...	...	...	1	...
Cirrhosis	1	...	...	...	...	...	...	2	...	1	2	...
Ascites	...	1	...	...	...	...	...	...	...	1	3	...
Spleen disease	10	1	34	3	...	28	1	2	28	15	7	3.1
Addison's disease	1	...	...	...	...	...	...	...	...	1	...	...
Hæmorrhoids	1	...	...	1	...	...	1	...	...	3	...	...
Fistula in ano	1	1	...	...	1	...	...	1	...	1	3	...
Hernia	5	7	...	...	4	...	...	...	...	5	22	...
Nephritis	4	4	...	1	2	...	...	11	...	5	6	...
Diabetes	1	1	...	...	...	...	...	...	...	1	1	...
Enuresis	...	...	...	1	...	...	...	...	...	1	...	...
Calculus	...	...	...	...	...	...	...	1	...	...	1	...
Cystitis	2	...	...	1	...	...	1	...	...	4	...	...
Stricture of urethra	9	2	...	2	...	...	1	...	...	12	2	...
Orchitis	1	3	...	2	1	...	...	...	...	3	4	...
Varicocele	3	1	...	1	...	...	...	...	...	4	1	...
Periorchitis	2	...	...	1	1	...	1	1	...	4	2	...
Synovitis	5	3	...	2	...	...	2	1	...	9	4	...
Caries of upper jaw	1	...	64	...	...	55	...	...	55	1	...	61
Necrosis	2	...	...	...	1	...	...	...	...	2	1	...
Contraction	4	4	...	...	1	...	1	...	...	5	5	...
Abcess	3	2	19	...	1	65	...	...	...	3	3	42
Ulcer	8	3	...	6	...	...	...	...	...	14	3	...
Skin diseases	3	...	...	...	...	...	...	...	...	3	...	...
Guinea worm	...	...	...	1	...	...	...	...	...	1	...	...
Tumour	1	1	...	1	...	...	...	...	...	2	...	...
Hypertrophy of leg	...	1	...	...	...	...	...	...	...	...	1	...
Atrophy of muscle	...	...	...	...	1	...	...	...	...	...	1	...
Rupture of muscle	...	...	...	...	1	...	...	...	...	...	1	...
General debility	219	33	8.97*	72	9	8.92*	35	6	5.07	326	48	8.01
Injuries	...	...	...	...	...	...	...	...	...	...	...	...
" fracture	5	7	...	2	2	...	1	...	...	8	9	...
" dislocation	2	...	...	...	1	...	...	1	...	2	2	...
" sprain	1	1	...	...	...	...	...	2	...	2	3	...
" accidental wounds	2	5	82	1	2	101	1	4	92	3	11	88
" self-inflicted wounds	1	...	...	...	...	...	...	...	...	1	...	...
" concussion of brain	...	...	...	1	1	...	...	...	...	1	1	...
" amputation	...	3	...	...	1	...	...	1	...	...	5	...
Ratio per 1,000 for invaliding from causes not specially calculated	...	...	3.92	...	...	3.95	...	...	3.69	...	...	3.90
TOTAL	1,115	449	47.33†	362	127	45.09	215	113	39.26	1,092	689	43.62†

\* With Anæmia.

† This ratio is calculated after deducting the strength of the 22nd Brigade of Artillery and the 1-10th, 38th, and 104th Regiments, which went to England, and took home the men who would have been recommended for change had the corps remained in India.

# EUROPEAN TROOPS, 1871.

## XXIX.

STATEMENT showing the GAIN and LOSS in STRENGTH of the REGIMENTS composing the ARMY of INDIA during 1871.

### A.—GAIN AND LOSS OF THE DIFFERENT ARMS.

	Artillery, Sappers and Miners.	Cavalry.	Infantry.	Army of India.
<i>Strength at the beginning of the Year.</i>				
At Head Quarters and on Detachment at the beginning of 1871 ...	10,147	3,947	39,488	53,582
Recruits from England in India on march to join ...	133	53	647	833
On Staff employment ...	17	16	56	89
In Military and other Prisons ...	59	16	237	312
Elsewhere, sick in other Hospitals, and men remaining at Convalescent Depôts ...	219	68	909	1,196
<b>Total Strength in India at the beginning of 1871</b> ...	<b>10,575</b>	<b>4,100</b>	<b>41,337</b>	<b>56,012</b>
<i>Additions during the Year.</i>				
Transfers received from other Regiments ...	997	14	135	1,146
Transferred from Regiments leaving India by volunteering ...	147	...	960	1,107
Recruited in India ...	32	9	108	149
... { New Soldiers	9	...	3	12
... { Time-expired men	929	57	2,520	3,506
Received from England, landed after 1st January ... { Recruits	6	3	172	181
Deserters rejoined ... { Invalids recovered	5	1	27	33
<b>Total Additions of the Year</b> ...	<b>2,125</b>	<b>84</b>	<b>3,925</b>	<b>6,134</b>
<i>Loss during the Year.</i>				
Transfers given to other Regiments ...	1,161	21	1,106	2,288
Time-expired Men who have left the Service ...	205	71	404	680
Men who have purchased their discharge ...	12	12	46	70
Men discharged otherwise ...	...	...	1	1
Invalided ... { For discharge	141	54	493	688
... { For change of climate	431	167	1,093	1,691
Dismissed by Sentence of Court Martial ...	19	2	85	106
Deserted ...	5	2	57	64
Died at Head Quarters and on Detachment ...	168	93	615	876
Died absent from the Regiment ... { At Convalescent Depôts	10	6	34	50
... { In other Hospitals	12	2	34	48
<b>Total Loss of the Year</b> ...	<b>2,164</b>	<b>430</b>	<b>3,968</b>	<b>6,562</b>
<b>Strength remaining towards the close of 1871</b> ...	<b>10,536</b>	<b>3,754</b>	<b>41,294</b>	<b>55,584</b>
<b>ABSTRACT.</b>				
	Artillery.	Cavalry.	Infantry.	Army of India.
Remained at the beginning of 1871 ...	10,575	4,100	41,337	56,012
Added during 1871 ...	2,125	84	3,925	6,134
<b>Total</b> ...	<b>12,700</b>	<b>4,184</b>	<b>45,262</b>	<b>62,146</b>
Deduct Loss during 1871 ...	2,164	430	3,968	6,562
<b>Remain towards the close of 1871</b> ...	<b>10,536</b>	<b>3,754</b>	<b>41,294</b>	<b>55,584</b>



## B.—GAIN AND LOSS OF THE ARMY OF EACH PRESIDENCY.

	Army of Bengal.	Army of Madras.	Army of Bombay.	Army of India.
<i>Strength at the beginning of the Year.</i>				
At Head Quarters and on Detachment at the beginning of 1871	33,201	9,998	10,383	53,582
Recruits from England in India on march to join	648	59	126	833
On Staff employment	45	15	29	89
In Military and other Prisons	179	71	62	312
Elsewhere, sick in other Hospitals, and men remaining at Convalescent Depôts	684	346	166	1,196
Total Strength in India at the beginning of 1871	34,757	10,489	10,766	56,012
<i>Additions during the Year.</i>				
Transfers received from other Regiments	742	244	160	1,146
Transferred from Regiments leaving India by volunteering	691	176	240	1,107
Recruited in India	99	37	13	149
	5	7	...	12
Received from England, landed after 1st January	1,945	1,150	411	3,506
	90	90	1	181
Deserters rejoined	17	7	9	33
Total Additions of the Year	3,589	1,711	834	6,134
<i>Loss during the Year.</i>				
Transfers given to other Regiments	1,444	615	229	2,288
Time-expired Men who have left the Service	421	130	129	680
Men who have purchased their discharge	39	17	14	70
Men discharged otherwise	...	1	...	1
Invalided	449	126	113	688
	1,115	361	215	1,691
Dismissed by Sentence of Court Martial	66	6	34	106
Deserted	40	14	10	64
Died at Head Quarters and on Detachment	554	186	136	876
Died absent from the Regiment	31	12	7	50
	24	18	6	48
Total Loss of the Year	4,183	1,486	893	6,562
Strength remaining towards the close of 1871*	34,163	10,714	10,707	55,584
<b>ABSTRACT.</b>				
	Bengal.	Madras.	Bombay.	Army of India.
Remained at the beginning of 1871	34,757	10,489	10,766	56,012
Added during 1871	3,589	1,711	834	6,134
Total	38,346	12,200	11,600	62,146
Deduct Loss during 1871	4,183	1,486	893	6,562
Remain towards the close of 1871	34,163	10,714	10,707	55,584

\* This statement has reference only to those regiments and batteries which have spent the year 1871 in India. The strength shown here as remaining is the strength of those corps, and not of the Army, which, as the rule, is reinforced from home before the end of the year.

## ABSTRACT of the RETURNS showing the ADMISSIONS, DEATHS, and

This Table does not include the Statistics of Regiments present for short fragmentary periods. Hence the Totals of the Strength, Admissions and Deaths Month, and therefore afford a complete record. It is also to be noted that the figures of this Table must not be regarded as exhibiting with accuracy on the Regimental Rolls who are in India,

1.—REGIMENTS of									
REGIMENTS & BATTERIES, & STATION of 1871.			YEAR OF ARRIVAL.*		Date of Arrival from Station previously occupied.	Average Strength during 1871.	Admission-rate of 1871 per 1,000 of Average Strength.	LOSS PER 1,000	
			In India.	In the Bengal Presidency.				By Deaths.	By Invaliding.
1	2-19th Regiment, Fort William ...	...	1863	1869	December 1869, from Madras Presidency	829	1108.3	17.46	53.55
2	{ XXII Brig., 3 Battery, R. Art., Fort William (10 months, January to October) ... }	...	...	...	November 1868, from Lucknow	63	666.7	...	...
3	{ 107th Regiment, Dum-Dum, with Detachment of 238 men at Barrackpore ... }	...	...	...	November 1870, from Hazareebaugh	899	1223.7	24.73	43.61
4	VIII Brig., F. Battery, R. Art., Barrackpore ...	...	1868	1868	February 1871, from Seetapore	145	1758.6	6.90	13.80
5	XVI Brig., B. Battery, R. Art., Barrackpore ...	...	...	...	January 1870, from Meerut	152	1703.9	32.90	26.32
REGIMENTS OF BENGAL PROPER						2,141	1235.9	20.55	42.97
2.—REGIMENTS OF BEHAR,									
1	63rd Regiment, Hazareebaugh ...	...	1870	1870	December 1870, from England	922	1390.7	17.35	34.70
2	{ 96th Regiment, Dinapore, with Detachment of 65 men at Chunar ... }	...	1866	1869	November 1870, from Dum-Dam	872	1169.7	20.64	58.49
3	VIII Brig., B. Battery, R. Art., Dinapore ...	...	1866	1866	December 1869, from Lucknow	135	1407.4	59.26	111.11
4	1-3rd Regiment, Wing, Benares ...	...	1867	1867	November 1870, from Dugshaie	390	1176.9	25.64	...
5	F. Brig., A. Battery, R. H. Art., Benares ...	...	...	...	December 1869, from Umballa	139	1611.5	28.78	28.78
6	26th Regiment, Fyzabad ...	...	1865	1868	January 1870, from Fort William	848	871.5	19.61	49.53
7	XVI Brig., E. Battery, R. Art., Fyzabad ...	...	...	...	February 1871, from Sauger	130	1238.5	30.77	61.54
8	F. Brigade, C. Battery, R. H. Art., Lucknow	...	...	...	December 1869, from Morar	149	1993.3	13.42	114.09
9	VIII Brig., C. Battery, R. Art., Lucknow ...	...	1866	1866	February 1870, from Morar	138	1442.0	28.99	72.46
10	XXIV Brig., 3 Battery, R. Art., Lucknow ...	...	...	...	January 1869, from Morar	83	855.4	72.29	24.10
11	21st Hussars, Lucknow ...	...	...	...	December 1869, from Umballa	405	1343.2	17.28	69.14
12	1-17th Regiment, Lucknow ...	...	1870	1870	February 1870, from England	921	1105.3	22.80	41.26
13	62nd Regiment, Lucknow ...	...	1869	1869	February 1869, from England	840	921.4	10.71	45.24
14	1-3rd Regiment, Head Quarters, Seetapore	...	1867	1867	November 1870, from Dugshaie	489	813.9	18.40	38.68†

\* Regiments and Batteries of the old Local Army are blank in these columns.

† For the Regiment as a body.



## TROOPS, 1871.

## XX.

## INVALIDING of each REGIMENT of the ARMY of BENGAL for the YEAR.

do not correspond with the Totals shown in Tables II and VI—XII, which contain the Strength, Admissions and Deaths of all European Troops in India in each the relation of Sickness and Mortality to the localities indicated, since the Regimental Return is designed to include all cases of disease in men borne whether absent or present with the Regiment.

## BENGAL PROPER.

			CAUSES OF ADMISSIONS INTO HOSPITAL, OF DEATHS IN AND OUT OF HOSPITAL, AND OF THE INVALIDING OF 1871.																													
Total Admissions and Loss of the Year by Deaths and Invaliding.			Cholera.	Smallpox.	Intermittent Fevers.	Remittent and Continued Fevers.	Typhoid Fever.	Rheumatism and Rheumatic Affections.	Primary Venereal Affections.	Secondary Venereal Affections.	Erysipelas.	Scurvy.	Anæmia and Debility.	Phthisis Pulmonalis.	Apoplexy and Strokes.	Epilepsy and other Brain Affections.	Neuralgic Affections.	Delirium Tremens.	Ophthalmia.	Heart Disease and Anæmia.	Tonsillitis, Bronchitis, and Asthma.	Fleury and Pseudo-mem.	Pyæmia.	Diarrhea.	Hepatitis.	Spleen Disease.	Functional derangements of the Digestive System.	Diseases of the Urinary System.	Diseases of the Genitro-urinary System.	Abscess and Ulcer.	Injuries and Accidents.	All other Causes.
1	{ Admissions Deaths Invaliding...	562 15 46	...	...	72 133 8	133 1 44	...	25 133 19	...	...	6 4 ...	...	...	3 5 ...	...	2 1 ...	5 ...	1 ...	6 ...	6 36 3	33 49 72	13 8 104	...	24 84 60	63 1							
2	{ Admissions Deaths Invaliding...	42 ...	...	...	2 4 2	1 1 ...	...	...	...	...	1 1 ...	...	...	...	...	...	...	...	5 ...	...	3 ...	...	1 3 3	...	4 ...	...	1 3 3	4				
3	{ Admissions Deaths Invaliding...	1,138 23 40	2 1 ...	...	84 308 32	308 92 21	3 ...	27 4 3	12 5 ...	3 ...	9 8 30	2 49 55	81 2 71	2 ...	11 69 100	69 3 2																
4	{ Admissions Deaths Invaliding...	255 1 2	...	...	5 57 ...	18 24 ...	...	...	5 4 1	...	2 ...	2 ...	5 3 22	14 ...	30 ...	2 18 31	9															
5	{ Admissions Deaths Invaliding...	250 5 4	...	...	18 44 ...	9 9 7	...	...	6 ...	1 ...	4 1 1	...	3 1 18	16 32 3	35 ...	1 12 33	5															
	{ Admissions Deaths Invaliding...	2,640 44 92	2 1 ...	...	181 546 12	85 259 47	3 ...	45 13 4	15 16 5	23 14 77	9 95 136	202 18 244	2 39 177	227 150																		

## BENARES, OUDE, and CAWNPORE.

1	{	Admissions	1,273	1	...	128	190	18	28	310	31	1	1	28	27	1	3	5	2	66	5	74	3	23	45	27	1	31	1	11	66	65	81
	{	Deaths	16	...	...	1	6	...	...	...	...	...	...	3	9	...	1	...	...	1	4	3	...	4	...	...	...	...	...	...	...	...	
	{	Invaliding	32	...	...	1	...	...	...	...	1	...	...	3	9	...	1	...	...	1	4	3	...	4	...	...	...	...	...	...	...	...	
2	{	Admissions	1,020	6	...	71	63	2	50	214	36	...	...	30	3	...	4	5	2	48	3	59	6	62	56	66	3	39	1	16	76	37	41
	{	Deaths	18	5	...	...	...	...	...	...	...	...	...	...	...	...	...	...	...	...	1	...	...	...	...	...	...	...	...	...	...	...	
	{	Invaliding	51	...	...	1	...	6	...	...	...	...	...	13	2	...	1	...	...	1	4	2	...	6	3	4	...	1	...	1	1	5	
3	{	Admissions	190	1	...	19	7	...	7	23	...	...	...	...	...	1	3	...	...	1	1	8	...	2	21	48	...	10	...	2	11	15	10
	{	Deaths	8	...	...	...	...	...	...	...	...	...	...	...	...	1	...	...	...	1	1	...	...	...	...	...	...	...	...	...	...	...	
	{	Invaliding	15	...	...	...	...	...	...	...	...	...	...	2	...	...	1	...	...	...	...	...	...	...	...	...	...	...	...	...	...	...	
4	{	Admissions	459	2	...	33	41	...	19	115	7	3	...	2	1	1	2	2	1	18	2	35	1	5	39	20	1	37	3	12	21	29	16
	{	Deaths	10	2	...	...	3	...	...	...	...	...	...	...	...	2	...	...	...	...	...	...	...	...	...	...	...	...	...	...	...	...	
	{	Invaliding	...	...	...	...	...	...	...	...	...	...	...	...	...	...	...	...	...	...	...	...	...	...	...	...	...	...	...	...	...	...	
5	{	Admissions	724	1	...	21	9	1	7	46	5	1	1	...	...	...	2	...	2	...	7	...	10	13	18	...	9	...	7	28	22	14	
	{	Deaths	4	1	...	...	...	...	...	...	...	...	...	...	...	...	...	...	...	...	...	...	...	...	...	...	...	...	...	...	...	...	
	{	Invaliding	4	...	...	...	...	...	...	...	...	...	...	1	...	...	...	...	...	...	...	...	...	...	...	...	...	...	...	...	...	...	
6	{	Admissions	730	...	...	149	13	2	48	119	71	2	...	26	3	2	3	...	2	23	3	39	6	26	15	37	1	24	...	26	38	37	31
	{	Deaths	9	...	...	...	1	...	...	...	...	...	...	...	...	...	...	...	...	...	1	1	...	...	...	...	...	...	...	...	...	...	
	{	Invaliding	42	...	...	...	3	...	...	...	...	...	...	7	1	...	...	...	...	...	1	2	...	1	1	3	...	...	...	1	1	...	5
7	{	Admissions	161	...	...	59	7	...	19	14	2	...	...	9	2	...	...	...	...	...	...	8	...	4	9	8	...	3	...	3	5	7	2
	{	Deaths	4	...	...	...	...	...	...	...	...	...	...	...	1	...	...	...	...	...	1	...	...	2	...	...	...	...	...	...	...	...	
	{	Invaliding	8	...	...	...	...	...	...	...	...	...	...	6	1	...	...	...	...	...	...	...	...	...	...	...	...	...	...	...	...	...	
8	{	Admissions	297	...	...	62	13	1	23	39	...	...	...	10	...	...	...	2	1	3	...	7	2	1	21	23	1	8	...	4	22	32	22
	{	Deaths	2	...	...	...	2	...	...	...	...	...	...	...	...	...	...	...	...	...	...	...	...	...	...	...	...	...	...	...	...	...	
	{	Invaliding	17	...	...	...	...	...	...	...	...	...	...	5	...	...	...	...	...	...	1	...	...	...	...	...	...	...	...	...	...	...	
9	{	Admissions	180	1	...	36	22	...	5	29	1	...	...	12	1	1	...	1	...	1	3	8	3	5	9	7	...	4	...	2	11	20	17
	{	Deaths	4	1	...	...	2	...	...	...	...	...	...	...	...	...	...	...	...	...	...	...	...	...	...	...	...	...	...	...	...	...	
	{	Invaliding	10	...	...	...	...	...	...	...	...	...	...	1	1	...	...	...	...	...	...	...	...	...	...	...	...	...	...	...	...	...	
10	{	Admissions	71	...	...	1	9	1	1	17	1	...	...	...	...	2	...	1	3	1	4	...	3	2	3	...	3	...	...	9	7	2	
	{	Deaths	6	...	...	...	...	...	...	...	...	...	...	...	...	...	...	...	...	...	...	...	...	...	...	...	...	...	...	...	...	...	
	{	Invaliding	2	...	...	...	...	...	...	...	...	...	...	...	...	...	...	...	...	...	...	...	...	...	...	...	...	...	...	...	...	...	
11	{	Admissions	544	...	...	81	3	...	22	82	4	2	...	14	...	2	2	...	5	13	7	30	1	7	23	21	2	29	...	6	61	100	18
	{	Deaths	7	...	...	...	...	...	...	...	...	...	...	...	...	...	...	...	...	...	...	...	...	...	...	...	...	...	...	...	...	...	...
	{	Invaliding	28	...	...	1	...	...	1	1	3	...	...	9	...	1	1	...	...	...	2	1	...	...	...	...	...	...	...	...	...	...	
12	{	Admissions	1,018	17	...	21	183	13	43	264	6	2	...	39	8	...	...	3	1	34	9	33	3	26	65	29	...	39	1	18	91	62	17
	{	Deaths	21	6	...	...	1	6	...	...	...	...	...	...	...	1	3	...	...	...	...	...	...	...	...	...	...	...	...	...	...	...	
	{	Invaliding	38	...	...	...	...	...	...	...	...	...	...	...	...	...	...	2	...	1	3	...	...	...	...	...	...	...	...	...	...	...	
13	{	Admissions	774	2	1	37	89	4	14	227	2	...	...	21	4	1	2	...	3	25	5	14	8	31	35	61	1	21	...	15	91	39	31
	{	Deaths	9	1	...	...	...	...	...	...	...	...	...	...	...	1	1	...	...	...	...	...	...	...	...	...	...	...	...	...	...	...	...
	{	Invaliding	38	...	...	...	...	...	...	...	...	...	...	12	3	...	1	...	...	1	3	...	...	...	...	...	...	...	...	...	...	...	
14	{	Admissions	393	...	...	59	18	1	24	74	1	...	...	14	3	1	1	2	2	9	...	24	2	17	5	11	...	29	1	7	33	31	29
	{	Deaths	9	...	...	...	1	1	...	...	...	...	...	...	...	2	1	1	...	...	...	...	...	...	...	...	...	...	...	...	...	...	
	{	Invaliding	34	...	...	1	...	3	...	...	...	...	...	18	1	...	1	...	...	...	2	1	...	...	...	...	...	...	...	...	...	...	



TABLE

REGIMENTS of BEHAR,								
REGIMENTS & BATTERIES, & STATION of 1871.		YEAR OF ARRIVAL		Date of Arrival from Station previously occupied.	Average Strength during 1871.	Admission-rate of 1871 per 1,000 of Strength.	LOSS PER 1,000	
		In India.	In the Bengal Presidency.				By Deaths.	By Invaliding.
15	XVI Brig., A. Battery, R. Art., Seetapore	...	...	February 1871, from Barrackpore	141	950.3	7.09	28.37
16	1-14th Regiment, Cawnpore	1868	1868	December 1868, from England	839	2204.8	13.25	109.64†
17	XIX Brig., A. Battery, R. Art., Cawnpore	...	...	January 1871, from Jhansi	148	2223.0	6.76	54.05
18	{ 104th Regiment, Allahabad (10 months, January to October) }	...	...	February 1871, from Nowshera	654	1527.5	24.46	...‡
19	XVI Brig., D. Battery, R. Art., Allahabad	...	...	January 1869, from Barrackpore	141	1453.9	7.09	63.83
20	{ XXV Brig., 1 Battery, (XXIV, 7, from July),* R. Art., Allahabad }	...	...	January 1870, from Darjeeling	74	1432.4	...	81.08
REGIMENTS OF BEHAR, BENARES, OUDH, AND CAWNPORE					8,449	1298.4	18.58	52.79
3.—REGIMENTS of								
1	2-1st Regiment, Head Quarters, Shahjehanpore	1866	1870	January 1870, from Nusseerabad	531	2257.0	18.76	59.41§
2	{ 2-25th Regiment, Bareilly, with Detachment of 175 men at Moradabad }	1863	1868	{ November 1868, from Shahjehanpore and Berhampore }	951	724.5	9.46	35.75
3	{ XVI Brig., G. Battery, (XXIII, E, from July), R. Art., Bareilly }	...	...	December 1870, from Jubbulpore	139	1532.4	21.58	71.94
4	{ 100th Regiment, Head Quarters, Roorkee, with Detachment of 189 men at Putehghur }	...	...	December 1870, from Mooltan	508	1651.6	9.84	29.53
5	Sappers and Miners, Roorkee	...	...	...	42	1119.0	...	...
6	A. Brig., C. Battery, R. H. Art., Meerut	1866	1866	January 1870, from Lucknow	151	2086.1	19.87	39.74
7	{ F. Brig., D. Battery, (D. D. from July), R. H. Art., Meerut }	...	...	March 1870, from Rawulpindie	139	1597.1	7.19	57.55
8	XVI Brig., F. Battery, R. Art., Meerut	...	...	February 1870, from Dinapore	135	2192.6	22.22	51.85
9	XIX Brig., D. Battery, R. Art., Meerut	...	...	March 1870, from Mooltan	138	2572.5	21.74	65.22
10	4th Hussars, Meerut	1868	1868	March 1868, from England	445	1577.5	8.99	49.44
11	105th Regiment, Meerut	...	...	January 1869, from Dinapore	776	2096.7	32.22	37.37
12	100th Regiment, Wing, Delhi	...	...	December 1870, from Mooltan	350	2162.8	20.00	40.00
13	XXIV Brig., 1 Battery, R. Art., Delhi	...	...	December 1869, from Mooltan	79	1797.5	25.32	75.95
14	11th Hussars, Multa	1866	1868	January 1868, from Mhow	441	1292.5	15.87	36.28
REGIMENTS OF ROHILCUND AND MEERUT					4,827	1652.6	16.99	47.65

\* On the breaking up of the 25th Brigade of Artillery.

† The Invaliding Ratio for the 1-14th Regiment is increased by the addition of 31 invalids of 1870, who were sent home in January 1871. The loss of the Season 1871 was 69 men.

‡ The 104th Regiment took home many men who would have been invalided for change of climate.

§ For the Regiment as a body.



*BENARES, OUDE, and CAWNPORE,—(continued).*

CAUSES OF ADMISSIONS INTO HOSPITAL, OF DEATHS IN AND OUT OF HOSPITAL, AND OF THE INVALIDING OF 1871.																																	
Total Admissions and Loss of the Year by Deaths and Invaliding.			Cholera.	Smallpox.	Intermittent Fevers.	Remittent and Continued Fevers.	Typhoid Fever.	Rheumatism and Rheumatic Affections.	Primary Venereal Affections.	Secondary Venereal Affections.	Erysipelas.	Scoury.	Anæmia and Debility.	Phtisis Pulmonalis.	Apoplexy and Sunstroke.	Epilepsy and other Brain Affections.	Neuragic Affections.	Delirium Tremens.	Ophthalmia.	Heart Disease and Anæmia.	Tonsillitis, Bronchitis, and Asthma.	Pleurisy and Pneumonia.	Dysentery.	Diarrhoea.	Hepatitis.	Spleen Disease.	Functional derangements of the Digestive System.	Diseases of the Urinary System.	Diseases of the Generative System.	Abscess and Ulcer.	Wounds and Accidents.	All other Causes.	
15	{ Admissions 134 Deaths ... 1 Invaliding ... 4	...	1	3	6	...	9	12	5	...	...	3	...	...	3	1	4	...	3	...	11	1	15	...	19	...	6	9	11	5	...	1	1
16	{ Admissions 1,800 Deaths ... 11 Invaliding ... 91	...	...	392	349	1	30	340	42	4	1	17	20	...	8	16	...	36	17	29	5	32	46	99	18	63	5	13	82	60	104		
		...	...	...	3	...	...	...	...	...	...	9	17	...	...	...	...	...	...	...	1	4	...	...	...	...	...	...	...	...	...	...	
17	{ Admissions 329 Deaths ... 1 Invaliding ... 8	...	...	104	9	...	8	93	11	...	...	8	1	...	2	...	...	...	...	...	10	1	17	13	8	...	3	...	...	17	15	9	
		...	...	...	1	...	...	1	...	1	...	1	1	...	...	...	...	...	...	...	...	1	...	...	...	...	...	...	...	...	1	...	2
18	{ Admissions 909 Deaths ... 16 Invaliding ... 9	...	...	485	91	1	26	92	7	...	...	6	...	...	1	3	1	4	...	28	1	9	55	21	5	37	2	5	41	39	32		
		...	...	...	...	1	1	...	...	...	...	...	...	...	...	...	...	...	...	...	1	1	1	1	1	...	...	...	...	...	...	...	
19	{ Admissions 295 Deaths ... 1 Invaliding ... 9	...	...	54	12	...	11	34	5	...	...	3	...	1	1	1	3	...	6	1	4	6	4	1	7	...	3	14	17	16			
		...	...	...	...	...	...	...	...	...	...	...	...	...	1	...	...	...	...	...	...	...	...	...	...	...	...	...	...	...	...	2	
20	{ Admissions 106 Deaths ... 1 Invaliding ... 6	...	...	37	8	...	5	3	...	...	...	2	...	...	...	...	...	...	1	2	5	...	2	2	2	4	3	1	2	12	6	9	
		...	...	...	...	...	...	...	...	...	...	...	...	...	...	...	1	...	...	1	1	...	...	...	1	1	...	...	...	...	...	1	
	{ Admissions 16,970 Deaths ... 157 Invaliding ... 446	39	2	1,856	1,142	45	309	2,177	237	15	3	235	74	11	34	45	23	294	58	419	43	309	472	518	38	418	15	158	741	651	568		
		23	...	...	12	19	...	...	...	...	...	1	10	9	1	9	...	6	37	12	...	3	18	1	25	...	3	2	6	9	4		
		...	...	8	1	28	...	2	31	...	...	101	40	1	9	...	...	...	...	...	...	29	7	69	1	...	3	2	6	9	...		

## ROHILCUND and MEERUT.

1	{ Admissions ... 1,200	...	...	375	44	6	66	131	37	3	2	35	6	1	2	6	8	1	26	4	87	8	13	74	28	4	65	1	14	65	37	52
	{ Deaths ... 10	...	...	3	1	...	...	...	...	...	...	...	1	2	...	...	...	...	1	...	...	...	...	2	6	1	...	...	1	...	1	6
	{ Invaliding ... 61	...	...	1	...	...	3	...	6	...	...	...	9	4	...	2	2	...	...	6	4	...	...	2	6	1	...	...	1	...	1	6
2	{ Admissions ... 689	...	...	66	104	2	18	146	17	...	...	1	12	...	2	1	1	11	1	28	7	29	15	68	9	18	1	8	51	42	31	
	{ Deaths ... 9	...	...	...	...	...	...	...	...	...	...	...	...	...	...	...	...	...	2	...	...	...	...	...	...	...	...	...	...	...	2	31
	{ Invaliding ... 34	...	...	5	1	...	1	...	1	...	...	...	1	4	...	2	...	...	...	1	...	2	...	10	1	1	...	...	...	...	2	4
3	{ Admissions ... 213	...	...	43	1	...	6	40	5	1	...	2	...	...	1	1	...	3	5	9	3	1	7	11	4	12	2	3	18	21	1	
	{ Deaths ... 3	...	...	...	...	...	...	...	...	...	...	...	...	...	...	...	...	...	2	...	...	...	...	...	...	...	...	...	...	...	...	...
	{ Invaliding ... 10	...	...	1	...	...	...	...	1	...	...	...	...	...	...	...	...	...	1	...	...	1	...	2	1	...	...	...	...	...	1	3
4	{ Admissions ... 839	...	...	126	129	...	30	98	7	...	...	8	5	1	11	3	4	16	10	63	2	50	38	52	1	33	3	4	66	51	28	
	{ Deaths ... 5	...	...	...	...	...	1	...	...	...	...	...	...	...	...	...	...	...	1	...	...	...	...	3	...	...	...	...	...	...	...	...
	{ Invaliding ... 15	...	...	...	...	...	1	...	...	...	...	2	1	...	1	...	...	1	3	1	...	...	1	4	...	...	...	...	...	...	...	...
5	{ Admissions ... 47	...	...	8	2	...	1	...	...	...	...	1	...	...	...	...	...	...	...	3	...	2	1	1	...	26	...	...	2	...	...	
	{ Deaths ...	...	...	...	...	...	...	...	...	...	...	...	...	...	...	...	...	...	...	...	...	...	...	...	...	...	...	...	...	...	...	...
	{ Invaliding ...	...	...	...	...	...	...	...	...	...	...	...	...	...	...	...	...	...	...	...	...	...	...	...	...	...	...	...	...	...	...	...
6	{ Admissions ... 315	...	...	32	79	...	5	29	2	...	...	2	1	...	...	8	1	...	9	18	2	11	29	21	1	9	1	3	12	30	10	
	{ Deaths ... 3	...	...	...	...	...	...	...	...	...	...	...	...	...	...	...	...	...	...	...	...	1	...	1	...	...	...	...	...	...	...	...
	{ Invaliding ... 6	...	...	...	...	...	...	...	...	...	...	...	...	...	...	...	...	...	2	...	...	...	...	...	...	...	...	...	...	...	...	1
7	{ Admissions ... 222	...	...	8	48	...	6	21	3	...	...	3	2	...	...	2	2	2	2	19	1	3	6	16	5	9	2	1	20	29	12	
	{ Deaths ... 1	...	...	...	...	...	...	...	...	...	...	...	...	...	...	...	...	...	...	...	...	...	...	...	2	...	...	...	...	...	1	...
	{ Invaliding ... 8	...	...	...	...	...	...	...	2	...	...	1	2	...	...	...	...	...	...	...	...	...	...	2	...	...	...	...	...	...	...	1
8	{ Admissions ... 296	...	...	48	81	2	13	8	5	...	...	1	3	...	...	2	1	4	1	17	1	7	21	21	...	18	1	5	15	16	5	
	{ Deaths ... 3	...	...	...	...	...	1	...	...	...	...	...	...	...	...	...	...	...	...	...	...	1	...	1	...	...	...	...	...	...	...	...
	{ Invaliding ... 7	...	...	...	...	...	...	...	1	...	...	1	3	...	...	...	...	...	...	...	...	...	...	...	...	...	...	...	...	...	...	2
9	{ Admissions ... 355	...	...	67	49	...	25	26	4	1	...	3	3	...	...	1	5	1	4	23	2	10	32	27	...	23	...	2	13	26	8	
	{ Deaths ... 3	...	...	...	...	...	1	...	...	...	...	...	...	...	...	...	...	...	...	...	...	1	...	...	...	...	...	...	...	...	...	1
	{ Invaliding ... 9	...	...	...	...	...	...	...	...	...	...	...	...	...	...	...	...	...	...	1	...	...	...	...	...	...	...	...	...	...	...	1
10	{ Admissions ... 702	...	...	2	27	54	2	26	31	15	...	13	7	5	2	8	1	10	1	155	56	12	16	27	24	40	4	10	55	73	27	
	{ Deaths ... 4	...	...	1	...	...	...	...	...	...	...	...	...	...	...	...	...	...	...	...	...	...	...	2	...	...	...	...	...	...	...	1
	{ Invaliding ... 22	...	...	...	...	...	...	...	...	...	...	2	5	...	...	...	...	2	4	...	1	...	3	...	...	...	1	1	...	...	...	3
11	{ Admissions ... 1,617	...	...	805	37	5	31	60	47	6	1	24	14	...	3	6	2	14	15	56	29	97	74	54	5	67	17	11	55	55	46	
	{ Deaths ... 25	...	...	...	...	...	2	4	...	...	...	1	...	...	...	3	...	...	2	...	...	3	...	3	...	...	...	...	...	...	...	2
	{ Invaliding ... 29	...	...	...	...	...	1	2	...	...	...	1	5	...	...	...	...	...	...	...	...	4	...	3	...	...	2	...	1	2	3	...
12	{ Admissions ... 757	...	...	314	9	...	24	90	14	1	1	12	4	...	4	7	2	2	1	19	1	17	37	15	...	49	2	4	73	27	28	
	{ Deaths ... 7	...	...	...	...	...	...	...	...	...	...	...	...	...	...	...	...	...	...	...	...	...	...	2	...	...	...	...	...	...	...	1
	{ Invaliding ... 14	...	...	...	...	...	1	...	2	...	...	4	1	...	1	...	...	...	...	...	...	2	...	...	...	...	...	...	...	...	1	2
13	{ Admissions ... 142	...	...	33	3	...	1	29	4	...	...	...	5	...	1	...	...	3	2	7	...	10	13	2	...	7	2	1	10	11	7	
	{ Deaths ... 2	...	...	...	...	...	...	...	...	...	...	...	...	...	...	...	...	...	...	...	...	...	...	1	...	...	...	...	...	...	...	1
	{ Invaliding ... 6	...	...	...	...	...	...	...	1	...	...	...	1	...	1	...	...	...	1	...	...	1	...	1	...	...	...	...	...	...	...	...
14	{ Admissions ... 570	...	...	56	53	4	35	77	8	...	...	8	1	...	5	3	1	10	6	39	1	3	16	36	2	27	...	10	87	49	42	
	{ Deaths ... 7	...	...	...	...	...	1	...	...	...	...	...	...	...	...	...	...	...	...	...	...	...	...	2	...	...	...	...	...	...	...	...
	{ Invaliding ... 16	...	...	...	...	...	1	...	...	...	...	4	...	...	2	...	...	...	...	...	...	...	...	1	...	...	...	...	...	...	...	1
	{ Admissions ... 7,977	...	2	2,008	680	21	287	789	168	12	4	112	63	8	35	59	21	102	61	334	104	265	379	379	...	55	493	36	76	542	467	310
	{ Deaths ... 82	...	1	...	7	8	1	...	...	1	...	...	6	2	4	...	2	...	10	...	3	5	1	17	...	...	1	...	...	6	7	
	{ Invaliding ... 230	...	...	7	1	...	8	2	11	...	...	25	29	...	9	2	...	3	24	6	...	11	3	38	3	...	1	3	3	1	8	29

TABLE

4.—REGIMENTS of AGRA									
REGIMENTS & BATTERIES, & STATION OF 1871.			YEAR OF ARRIVAL		Date of Arrival from Station previously occupied.	Average Strength during 1871.	Admission-rate of 1871 per 1,000 of Strength.	LOSS PER 1,000	
			In India.	In the Bengal Presidency.				By Deaths.	By Invaliding.
1	65th Regiment, Agra (10½ months)	...	1871	1871	February 1871, from England	920	1065.2	25.00	6.52
2	XIX Brig., F. Battery, R. Art., Agra	...	...	...	January 1870, from Meera Meer	148	1797.3	6.76	54.05
3	XXII Brig., 7 Battery, R. Art., Agra	...	...	...	April 1866, from Darjeeling	63	2031.7	15.87	...
4	1-11th Regiment, Morar	...	1864	1864	November 1869, from Fyzabad	843	2453.1	13.05	62.24
5	F. Brig., B. Battery, R. H. Art., Morar	...	...	...	January 1870, from Sealkote	149	1914.3	7.14	85.71
6	XVI Brig., C. Battery, R. Art., Morar	...	...	...	March 1870, from Barrackpore	132	2166.7	60.61	83.33
7	XXV Brig., 3 Battery, R. Art., Morar (broken up, 31st October)	...	...	...	December 1868, from Fort William	72	1166.7	13.89	...
8	XXIV Brig., 2 Battery, R. Art., Gwalior Fortress	...	...	...	February 1869, from Meera Meer	77	1130.0	13.00	39.00
9	106th Regiment, Jhansi, with Detachments of 240 men at Gwalior Fortress and 166 men at Nowgong	...	...	...	November 1870, from Umballa	885	2331.1	24.86	38.42
10	XIX Brig., G. Battery, (XXIII, F., from July), R. Art., Nowgong	...	...	...	January 1871, from Jullundur	150	2393.3	26.67	93.33
11	1-19th Regiment, Sangor, with Detachment of 257 men at Jubbulpore* (10 months)	...	1857	1857	January 1870, from Rawulpendee	714	1408.9	15.41	...†
12	VIII Brig., E. Battery, R. Art., Sangor	...	1868	1868	December 1870, from Fyzabad	136	1830.9	...	80.88
13	XXII Brig., 6 Battery, R. Art., Sangor	...	...	...	January 1869, from Meera Meer	73	1164.4	...	...
14	VIII Brig., D. Battery, R. Art., Jubbulpore	...	1866	1866	March 1871, from Bareilly	135	918.5	22.22	37.04
REGIMENTS OF AGRA AND CENTRAL INDIA						4,290	1877.1	29.28	37.06

\* This Detachment was 167 strong from February to June. The Pachmarree Detachment, which was compelled to leave on account of the hutting accommodation being destroyed by the floods, was added in July, making up the Strength to 257. The Regiment left for England in the first week of November.





TABLE

5.—REGIMENTS of									
REGIMENTS & BATTERIES, & STATION of 1871.			YEAR OF ARRIVAL		Date of Arrival from Station previously occupied.	Average strength during 1871.	Admission-rate of 1871 per 1,000 of strength.	Loss per 1,000	
			In India.	In the Bengal Presidency.				By Deaths.	By Invaliding.
1	F. Brig., E Battery, R. H. Art., Umballa	...	...	...	April 1868, from Peshawur	146	1479.5	13.70	61.64
2	20th Hussars, Umballa	...	...	...	March 1870, from Campbellpore	443	1316.0	13.54	112.87
3	72nd Regiment, Umballa* (9 months)	...	1871	1871	5th April 1871, from England	906	870.9	12.14	28.70
4	VIII Brig., G. Battery, R. Art., Jullundur	...	1868	1868	December 1870, from Cawnpore	138	1608.7	21.74	123.19
5	{ 92nd Regiment, Jullundur (Detachments to Umrit- sur, Bhagsoo, and Road-making in Chumba Hills) }	...	1868	1868	March 1868, from England	871	1165.3	16.07	20.67
6	XIX Brig., B. Battery, R. Art., Ferozepore	...	...	...	January 1871, from Campbellpore	144	1277.8	20.83	13.89
7	XXII Brig., 5 Battery, R. Art., Ferozepore (10 months)	...	...	...	January 1870, from Meeran Meer	71	831.0	28.17	14.08
8	39th Regiment, Ferozepore	...	1869	1869	November 1869, from England	926	1112.3	9.72	12.96
9	XIX Brig., C. Battery, R. Art., Mooltan	...	...	...	January 1870, from Meerut	149	1288.6	20.13	33.56
10	XXV Brig., 2 Battery, R. Art., Mooltan (10 months)	...	...	...	December 1869, from Delhi	66	969.7	...	...
11	{ 41st Regiment, Mooltan (Detachments of 100 men to Dera Ismael Khan and to Road-making in the Chumba Hills) }	...	1865	1865	November 1870, from Subathoo	882	964.9	18.14	51.02
12	A. Brig., E. Battery, R. H. Art., Sealkote	...	1865	1865	February 1870, from Peshawur	146	1319.3	41.10	47.94
13	5th Lancers, Sealkote	...	1864	1864	February 1870, from Lucknow	450	862.2	13.33	62.22
14	{ 58th Regiment, Sealkote (Detachment of 145 men to Road-making in Chumba Hills) }	...	1865	1865	February 1870, from Allahabad	742	1207.2	13.48	64.69
15	XXII Brig., 4 Battery, R. Art., Govindghur (10 months)	...	...	...	January 1870, from Peshawur	57	1333.3	17.55	17.55
16	F. Brig., F. Battery, R. H. Art., Meeran Meer	...	...	...	March 1868, from Peshawur	144	1458.3	...	20.83
17	VIII Brig., H. Battery, R. Art., Meeran Meer	...	1868	1868	January 1870, from Agra	134	1746.3	37.31	67.16
18	XXIV Brig., 5 Battery, R. Art., Meeran Meer	...	...	...	April 1869, from Morar	80	962.5	25.00	75.00
19	{ 37th Regiment, Meeran Meer (Detachments to Fort Lahore and Road-making in Chumba Hills) }	...	1867	1867	{ December 1870, from Shahjehanpore } { and Moradabad }	843	1376.0	18.98	52.19
20	{ XXV Brig., 5 Battery, (XXII, 2, from July.) R. Art., Rawulpindee, and Huzara Hills from May to October }	...	...	...	April 1869, from Abyssinia	86	430.2	...	...
21	A. Brig., B. Battery, R. H. Art., Rawulpindee	...	1866	1866	February 1870, from Peshawur	153	1973.9	19.61	52.29
22	XIX Brig., E. Battery, R. Art., Rawulpindee	...	...	...	April 1868, from Peshawur	156	2455.1	6.41	83.33
23	{ 36th Regiment, Rawulpindee (Detachment to Road- making in Murree Hills) }	...	1864	1864	November 1869, from Peshawur	738	1340.1	13.55	52.85
24	{ 38th Regiment, Rawulpindee, (10 months) (Detach- ment to Road-making in Murree Hills) }	...	1867	1867	April 1871, from Peshawur	730	2294.5	6.85	...

\* Detachments of nearly 200 men were sent to Dugshaie and Kussowlie, the selection being made from the young men and boys of the Regiment.



*the PUNJAB.*

			CAUSES OF ADMISSIONS INTO HOSPITAL, OF DEATHS IN AND OUT OF HOSPITAL, AND OF THE INVALIDING OF 1871.																													
Total Admissions and Loss of the Year by Deaths and Invaliding.			Cholera.	Smallpox.	Intermittent Fevers.	Remittent and Continued Fevers.	Typhoid Fever.	Rheumatism and Rheumatic Affections.	Primary Venereal Affections.	Secondary Venereal Affections.	Erysipelas.	Scurvy.	Anaemia and Debility.	Phthisis Pulmonalis.	Apoplexy and other Brain Affections.	Epilepsy and other Nervous Affections.	Delirium Tremens.	Ophthalmia.	Heart Disease and Aneurysm.	Tonillitis, Bronchitis, and Asthma.	Pleurisy and Pneumonia.	Dysentery.	Diarrhoea.	Hepatitis.	Spleen Disease.	Functional derangements of the Digestive System.	Diseases of the Urinary System.	Diseases of the Genital System.	Alcous and Ulcer.	Wounds and Accidents.	All other Causes.	
1	Admissions	216	1	70	17	1	4	31	8	2	1	2	1	2	1	1	1	3	6	1	5	8	12	1	6	...	...	4	21	10		
	Deaths	2																														
	Invaliding	9																														
2	Admissions	583		112	100		37	46	3	2		21	2	1	4	16	3	3	24	4	8	26	22	1	33	2	6	46	41	20		
	Deaths	6																														
	Invaliding	59		13					1			19			1	1			1	1	1	7	1									
3	Admissions	789		63	230	4	27	99	8	3		26	7	1	7		3	34	7	36	2	25	51	18	2	27	1	2	49	26	41	
	Deaths	11			1																											
	Invaliding	26																														
4	Admissions	222		45	38		7	13	4			18	1		1			4	4	17	5	5	3	14	9	7		7	6	10	4	1
	Deaths	3			1																											
	Invaliding	17		7	1				1			2																				
5	Admissions	1,015		275	88	1	63	156	10	2		24	1	2	2	9	4	22	5	52	2	10	50	42	3	44	1	19	42	55	31	
	Deaths	14			5																											
	Invaliding	18							2			4																				
6	Admissions	184		26	13		12	28	7			1	3				4	3		8	3	1	16	5		5			13	29	7	
	Deaths	3																														
	Invaliding	2							1																							
7	Admissions	59		13	12	1	2	3					1		2								3	1	1	10			1	5	2	
	Deaths	2																														
	Invaliding	1																														
8	Admissions	1,009		30	321	1	12	181	22	1		13	13		1	2	4	99	3	44	6	30	52	13		73	1	8	56	63	40	
	Deaths	9																														
	Invaliding	12							1				1	3																		
9	Admissions	192		45	23		8	6	4			3	1		1	1		2		10	3	5	6	22		7	1	1	10	22	11	1
	Deaths	3																														
	Invaliding	5							1																							
10	Admissions	64		27	4		3	7					1			2				2		2	1	2		1			3	4	5	
	Deaths																															
	Invaliding																															
11	Admissions	851		95	172		32	88	10	2		11	17	3	3	14	8	16	16	2	1	1	29	25	45	3	16	2	7	60	42	42
	Deaths	16			2								1	2	1	1																
	Invaliding	45			1				2				8	4		3																
12	Admissions	197		34	48	1	14	17	2		1	1				2		3		4		1	12	8	4				5	16	22	2
	Deaths	6			2																											
	Invaliding	7																														
13	Admissions	388		28	98	1	20	28	8			26				2	1	11		11	4	7	12	22	1	15	1	8	17	59	17	
	Deaths	6			1																											
	Invaliding	28			1																											
14	Admissions	892	1	295	25	1	32	151	8		1	13	3	1	7	6	1	15	1	32	7	16	43	52	2	20	5	19	49	55	29	
	Deaths	10			2																											
	Invaliding	48		3					1			15	1		1	1																
15	Admissions	76		16	13	1	2	21									1			1	1	2	1	3					1	8	1	
	Deaths	1																														
	Invaliding	1																														
16	Admissions	210		26	24		16	9	1	1		1	2			1		4		18	5	5	7	9	1	11		1	21	26	21	
	Deaths																															
	Invaliding	3																														
17	Admissions	231		20	83		20	9	1			4	3	1		4	1			13	2	3	11	7	2	8		2	5	24	11	
	Deaths	5																														
	Invaliding	9			1																											
18	Admissions	77		10	2		8	4	1		1	5	1			1				6		5	6	4		3			3	9	8	
	Deaths	2																														
	Invaliding	6																														
19	Admissions	1,100	1	311	12	2	56	147	29	1		20	12	7	3	6	3	33	6	76	7	32	49	72	1	61	1	9	65	87	51	
	Deaths	16																														
	Invaliding	44			1				1	3																						
20	Admissions	37		7	2		3	11											1		4			1	2		3			2	1	
	Deaths																															
	Invaliding																															
21	Admissions	392	2	168	3	1	7	28	6			6			1	1		1		15	1		10	6	4	2		1	13	18	9	
	Deaths	3																														
	Invaliding	8			2				1																							
22	Admissions	383		178	3		11	36	4			1	1					1		22		2	12	29	3	12	6	3	28	26	5	
	Deaths	1																														
	Invaliding	13																														
23	Admissions	939		291	148	1	37	105	39	5		9	2		6	4	2	6	5	31	5	12	34	47	7	39	1	10	45	78	29	1
	Deaths	10			2																											
	Invaliding	39			8				1	6																						
24	Admissions	1,075		1,135	3		52	82	17	1	1	8	3	1	2		3	17		113	4	25	32	28	19	19		4	31	55	29	
	Deaths	5																														
	Invaliding	18																														

\* The men who would have been recommended for change of climate went home with the Regiment.



8.—CONVALESCENT									
CONVALESCENT DEPOTS.				Period of Occupation.	Average Strength during the period of occupation.	Admission-rate of Season 1871, per 1,000 of Strength.	Loss per 1,000		
							By Deaths.	By Invaliding.	
1	Darjeeling	...	...	Seven months, May to November	115	1400.0	26.09	...	
2	Nynee Tal	...	...	Ten months, (excluding February and March)	241	2298.8	12.45	149.38	
3	Landour	...	...	Seven months, April to October	217	1636.9	9.22	41.48	
4	Kussowlie	...	...	Seven months, April to October	637	1009.4	14.13	166.41	
5	Dalhousie	...	...	Seven months, April to October	394	1294.4	20.30	...	
6	Murree	...	...	Six months, May to October	584	890.4	8.26	...	
CONVALESCENT DEPOTS OF THE BENGAL PRESIDENCY					...	2,275*	1148.6	13.19	...
EUROPEAN ARMY OF THE BENGAL PRESIDENCY					...	35,071	1481.4†	17.59†	47.53‡

\* The strength present during the season of full occupation. † See note prefixed to this Table. ‡ See note appended to Table XXVIII.

## ANNUAL RELIEF OF THE

## ROYAL ARTILLERY.

A. Brigade	A. Battery	From Peshawar	To Meerut	...	...	Arrived	February	1872.
F. Brigade	C. Battery	" Meerut	" Peshawar	...	...	Arrived	January	1872.
	A. Battery	" Benares	" Lucknow	...	...	Arrived	February	1872.
	C. Battery	" Lucknow	" Umballa	...	...	Arrived	March	1872.
	E. Battery	" Meerut	" Meerut	...	...	Arrived	February	1872.
	F. Battery	" Meerut	" Umballa	...	...	Arrived	November	1871.
5th Brigade	3. Battery	" Meerut	" Darjeeling	...	...	Arrived	December	1871.
8th Brigade	D. Battery	" Jubbulpore	" Benares	...	...	Arrived	February	1872.
13th Brigade	Head Quarters	" England	" Meerut	...	...	Arrived	November	1871.
	1. Battery	" England	" Rawulpindee and Huzara	...	...	Arrived	December	1871.
	2. Battery	" England	" Fort William	...	...	Arrived	November	1871.
	3. Battery	" England	" Ferozepore	...	...	Arrived	December	1871.
	4. Battery	" England	" Umritsur	...	...	Arrived	November	1871.
	5. Battery	" England	" Attock	...	...	Arrived	January	1872.
	6. Battery	" England	" Jutogh	...	...	Arrived	March	1872.
	7. Battery	" England	" Meerut	...	...	Arrived	November	1871.
16th Brigade	D. Battery	" Allahabad	" Rawulpindee	...	...	Arrived	March	1872.
19th Brigade	E. Battery	" Rawulpindee	" Allahabad	...	...	Arrived	March	1872.
22nd Brigade	.....	" Bengal Presidency	" England	...	...	Arrived	November	1871.
24th Brigade	1. Battery	" Delhi	" Morar	...	...	Arrived	November	1871.
	2. Battery	" Morar	" Delhi	...	...	Arrived	February	1872.

## ANNUAL RELIEF OF THE

## ROYAL ARTILLERY.

D. Brigade	A. Battery	From Kamptee	To Secunderabad	...	...	Arrived	January	1872.
5th Brigade	B. Battery	" Bellary	" Bangalore	...	...	Arrived	December	1871.
	1. Battery	" St. Thomas Mount	" Cannanore	...	...	Arrived	November	1871.
	2. Battery	" Madras	" Rangoon	...	...	Arrived	December	1871.
	3. Battery	" Rangoon	" Darjeeling	...	...	Arrived	December	1871.
	4. Battery	" Rangoon	" Meerut	...	...	Arrived	November	1871.
	5. Battery	" Rangoon	" Secunderabad	...	...	Arrived	February	1872.
	6. Battery	" St. Thomas Mount	" Rangoon	...	...	Arrived	January	1872.
	7. Battery	" Bellary	" Madras	...	...	Arrived	December	1871.
6th Brigade	7. Battery	" Secunderabad	" St. Thomas Mount	...	...	Arrived	February	1872.
20th Brigade	E. Battery	" Cannanore	" Bangalore	...	...	Arrived	December	1871.
23rd Brigade	D. Battery	" Bangalore	" Bellary	...	...	Arrived	December	1871.

## ANNUAL RELIEF OF THE

## ROYAL ARTILLERY.

9th Brigade	B. Battery	From Kirkee	To Kurrachee	...	...	Arrived	March	1872.
18th Brigade	F. Battery	" Ahmedabad	" Kirkee	...	...	Arrived	March	1872.
	A. Battery	" Ahmedabad	" Belgaum	...	...	Arrived	March	1872.
	B. Battery	" Kurrachee	" Hyderabad	...	...	Arrived	March	1872.
	C. Battery	" Belgaum	" Ahmedabad	...	...	Arrived	March	1872.



## DEPOTS.

CAUSES OF ADMISSIONS INTO HOSPITAL, OF DEATHS IN AND OUT OF HOSPITAL, AND OF THE INVALIDING OF 1871.																																	
Total Admissions and Loss of the Year by Deaths and Invaliding.			Cholera.	Smallpox.	Intermittent Fevers.	Remittent and Continued Fevers.	Typhoid Fever.	Rheumatism and Rheumatic Affections.	Primary Venereal Affections.	Secondary Venereal Affections.	Erysipelas.	Scary.	Anaemia and Debility.	Phthisis Pulmonalis.	Apoplexy and Sunstroke.	Epilepsy and other Brain Affections.	Neuralgic Affections.	Delirium Tremens.	Ophthalmia.	Heart Disease and Aneurism.	Tonsillitis, Bronchitis and Asthma.	Pleurisy and Pneumonia.	Dysentery.	Diarrhoea.	Hepatitis.	Spleen Disease.	Functional derangements of the Digestive System.	Diseases of the Urinary System.	Diseases of the Genitive System.	Abscess and Ulcer.	Wounds and Accidents.	All other Causes.	
1	{ Admissions	161	...	...	29	9	1	8	8	4	...	...	7	2	...	4	3	...	3	1	22	...	2	6	13	4	10	...	2	5	12	6	
	{ Deaths	3	...	...	...	...	...	...	...	...	...	...	...	1	...	...	...	...	...	...	1	...	1	...	...	...	...	...	...	...	...	...	
	{ Invaliding	...	...	...	...	...	...	...	...	...	...	...	...	...	...	...	...	...	...	...	...	...	...	...	...	...	...	...	...	...	...	...	
2	{ Admissions	554	...	...	112	12	2	26	40	26	42	...	26	5	1	2	5	...	9	18	37	2	15	23	39	3	29	5	5	27	22	22	
	{ Deaths	3	...	...	...	...	...	...	...	...	...	...	...	14	1	1	1	...	...	...	...	...	...	...	...	...	...	...	...	...	...	...	
	{ Invaliding	36	...	...	...	...	...	1	...	2	...	...	...	14	1	1	1	...	...	1	6	...	...	...	...	...	...	1	...	...	...	4	
3	{ Admissions	225	...	...	55	2	...	7	28	20	...	...	1	1	1	...	2	...	2	6	12	2	8	8	29	4	6	2	1	14	5	9	
	{ Deaths	2	...	...	...	...	...	...	...	...	...	...	...	...	...	...	...	...	...	1	...	...	...	1	1	1	...	...	...	...	...	...	
	{ Invaliding	9	...	...	...	...	...	...	...	...	...	...	...	...	1	...	...	...	...	1	3	...	...	1	1	1	...	...	...	...	...	...	
4	{ Admissions	643	...	...	148	46	...	48	51	14	11	...	36	2	1	3	5	4	8	8	39	10	5	63	44	1	33	1	5	13	17	27	
	{ Deaths	9	...	...	...	...	...	...	...	...	...	...	...	...	1	...	...	...	...	...	1	...	...	...	...	...	...	...	...	...	...	...	
	{ Invaliding	106	...	...	12	...	...	9	...	2	...	...	69	3	...	1	...	...	...	1	4	...	...	2	5	1	...	...	...	1	2	3	
5	{ Admissions	510	...	...	124	31	...	23	28	6	1	1	37	6	...	3	2	3	5	2	32	3	9	66	26	3	13	2	4	18	43	29	
	{ Deaths	8	...	...	...	...	...	...	...	...	...	...	...	1	...	...	...	...	...	1	...	...	1	...	...	...	...	...	...	...	...	...	
	{ Invaliding	...	...	...	...	...	...	...	...	...	...	...	...	...	...	...	...	...	...	...	...	...	...	...	...	...	...	...	...	...	...	...	
6	{ Admissions	520	...	...	194	13	...	20	58	27	3	...	16	5	...	5	1	2	1	3	26	4	8	39	31	6	12	2	4	11	18	17	
	{ Deaths	5	...	...	...	...	...	...	...	...	...	...	...	1	...	...	...	...	...	...	...	...	...	...	...	...	...	...	...	...	...	...	
	{ Invaliding	...	...	...	...	...	...	...	...	...	...	...	...	...	...	...	...	...	...	...	...	...	...	...	...	...	...	...	...	...	...	...	
{ Admissions			2,613	...	...	692	113	3	132	222	97	17	1	123	29	3	17	18	9	28	38	168	21	47	196	182	21	163	12	21	91	117	101
{ Deaths			30	...	...	...	4	...	...	...	...	...	1	5	2	...	...	...	...	3	1	5	...	1	...	6	...	...	...	...	...	2	1
{ Admissions			51,954	42	10	14,708	5,909	131	19,577	6,334	819	105	14	825	296	61	172	251	129	810	213	2,531	311	1,156	2,206	2,073	274	2,033	98	540	2,015	3,087	1,914
{ Deaths			617	25	1	...	75	63	1	...	2	3	1	4	56	28	11	...	9	...	57	4	39	40	4	90	1	...	7	...	...	61	28
{ Invaliding			1,562	...	...	91	8	1	88	11	100	...	...	295	123	7	41	11	...	20	120	41	1	55	14	232	11	4	12	8	18	34	196

\* No men were invalided from these Depôts in 1871. The Invaliding Committees of the year sat after the return of the men to their Regiments.

† The number of cases of drunkenness in the Bengal Army in 1871 was 11,590. Drunkenness is not recognised in the Returns as a cause of Admission into Hospital.

## ARMY OF BENGAL, 1871-72.

## ROYAL ARTILLERY.—continued.

21st Brigade	3. Battery	From Lucknow	To Peshawar	...	Arrived	November	1871.
	4. Battery	" Darjeeling	" Gwalior Fortress	...	Arrived	February	1872.
	5. Battery	" Meeran Meer	" Agra	...	Arrived	December	1871.
	6. Battery	" Attock	" Lucknow	...	Arrived	February	1872.

23rd Brigade was broken up from October 1871.

## INFANTRY.

1-5th Regiment	From Nowshera	To Bareilly	...	Arrived	February	1872.
1-8th Regiment	" Nusseerabad	" Cawnpore	...	Arrived	March	1872.
1-14th Regiment	" Cawnpore	" Fort Williams	...	Arrived	November	1871.
1-19th Regiment	" Saugor	" England	...	Arrived	November	1871.
2-19th Regiment	" Fort Williams	" Allahabad	...	Arrived	November	1871.
2-25th Regiment	" Bareilly	" Saugor and Jubbulpore	...	Arrived	December	1871.
38th Regiment	" Rawalpindie	" England	...	Arrived	November	1871.
64th Regiment	" England	" Jubbulpore	...	Arrived	December	1871.
53th Regiment	" Chukrata	" Peshawar	...	Arrived	January	1872.
2-60th Regiment	" Peshawar	" Nowshera	...	Arrived	January	1872.
70th Regiment	" England	" Rawalpindie	...	Arrived	December	1871.
92nd Regiment	" Jubbulpore	" Chukrata	...	Arrived	March	1872.
104th Regiment	" Allahabad	" England	...	Arrived	November	1871.

## ARMY OF MADRAS, 1871-72.

## CAVALRY.

16th Lancers	From Bangalore	To Secunderabad	...	Arrived	January	1872.
18th Hussars	" Secunderabad	" Bangalore	...	Arrived	January	1872.

## INFANTRY.

2-21st Regiment	{ From Thayetmyo and } To Madras and Trichinopoly ... Arrived	February	1872.
44th Regiment	" England " Kamptee ... Arrived	November	1871.
45th Regiment	" Madras " Thayetmyo and Tuongoo ... Arrived	February	1872.
48th Regiment	" Malta " Bellary ... Arrived	March	1872.
3-60th Regiment	" Bellary " Aden ... Arrived	November	1871.
70th Regiment	" Kamptee " England ... Arrived	October	1871.

## ARMY OF BOMBAY, 1871-72.

## INFANTRY.

1-8th Regiment	From Nusseerabad	To Cawnpore	...	Arrived	March	1872.
40th Regiment	" Poona	" Mhow	...	Arrived	December	1871.
60th Regiment	" Mhow	" Nusseerabad	...	Arrived	January	1872.
3-60th Regiment	" Bellary	" Aden	...	Arrived	November	1871.
60th Regiment	" England	" Poona	...	Arrived	March	1872.
3rd Battalion, Rifle Brigade	" Aden	" England	...	Arrived	December	1871.

*ABSTRACT of the RETURNS showing the ADMISSIONS, DEATHS and*  
SEE NOTE PRE

1.—REGIMENTS of RAJPOOTANA.							
	REGIMENTS & BATTERIES & STATION OF 1871.	Date of Arrival in India.	Date of Arrival from Station previously occupied.	Average Strength during 1871.	Admission-rate of 1871 per 1,000 of Average Strength.	LOSS PER 1,000.	
						By Deaths.	By Invaliding.
1	IX Brig., D. Battery, R. Art., Nusseerabad ...	November 1869 ...	January 1870, from England ...	128*	2773.4	15.63	54.69
2	{ 1-8th Regiment, Nusseerabad, with Detachment of 238 men at Neemuch ... }	November 1868 ...	January 1870, from Poona ...	674	2400.5	16.02	57.21
3	XVIII Brig., D. Battery, R. Art., Neemuch ...	...	January 1871, from Kirkee ...	144	2027.8	13.89	29.83
4	{ E. Brig., R. Battery, (D. Brig., E. Battery, from July), R. H. Art., Mhow ... }	...	December 1870, from Kirkee ...	170	1829.4	5.88	52.94
5	VI Brig., 1 Battery, R. Art., Mhow ...	February 1869 ...	December 1869, from Deolalee ...	79	1316.4	25.32	37.97
6	15th Hussars, Mhow ...	December 1869 ...	December 1869, from England ...	483	1927.5	10.35	18.63
7	{ 59th Regiment, Mhow (Detachments of 124 men at Indore and 109 men at Neemuch) ... }	March 1869 ...	February 1870, from Poona ...	927	1812.3	12.94	24.81
8	IX Brig., E. Battery, R. Art., Deesa ...	November 1869 ...	March 1871, from Kirkee ...	140	1764.3	35.71	35.71
9	{ 108th Regiment, Deesa (Detachment at Mt. Abu, varying in strength from 75 to 200 men) ... }	†	January 1871, from Belgium ...	900	1390.0	22.22	23.33
10	IX Brig., F. Battery, R. Art., Ahmedabad‡ ...	November 1869 ...	November 1869, from England ...	144	2361.1	41.67	69.44
11	XVIII Brig., A. Battery, R. Art., Ahmedabad‡ ...	...	January 1869, from Kurrachee ...	147	2013.6	13.61	54.42
12	XVIII Brig., B. Battery, R. Art., Kurrachee ...	...	January 1869, from Ahmedabad ...	145	1482.7	13.80	55.17
13	{ 66th Regiment, Kurrachee, with Detachment of 270 men at Hyderabad ... }	April 1870 ...	April 1870, from England ...	914	1597.4	16.41	8.75
14	VI Brig., 4 Battery, R. Art., Aden ...	February 1869 ...	February 1871, from Bombay ...	75	1520.0	13.33	106.67
15	VI Brig., 5 Battery, R. Art., Aden ...	February 1869 ...	February 1871, from Bombay ...	77	1350.6	13.00	38.96
16	3rd Battalion Rifle Brigade, Aden, (11 Months) ...	1857 ...	December 1870, from Dinapore ...	596	914.7	8.53	5.12
REGIMENTS OF RAJPOOTANA, MALWA, SCINDE AND ADEN				5,903	1751.2	16.10	30.16
2.—REGIMENTS of the							
1	VI Brig., 2 Battery, R. Art., Bombay ...	February 1869 ...	February 1871, from Aden ...	78	846.2	...	38.46
2	VI Brig., 3 Battery, R. Art., Bombay ...	February 1869 ...	February 1871, from Aden ...	71	788.7	14.08	28.17
3	VI Brig., 6 Battery, R. Art., Bombay ...	February 1869 ...	November 1870, from Poona ...	80	1109.0	25.00	112.50

\* Excluding a detachment of 17 men at Taraghur.

† Transferred from the Madras Presidency in November 1867.

‡ These Batteries furnished small detachments to Baroda.



## TROOPS, 1871.

## XI.

INVALIDING of each REGIMENT of the ARMIES of MADRAS and BOMBAY for the YEAR.

FIXED TO TABLE XXX.

## MALWA, SCINDE and ADEN.

CAUSES OF ADMISSIONS INTO HOSPITAL, OF DEATHS IN AND OUT OF HOSPITAL, AND OF THE INVALIDING OF 1871.																																	
Total Admissions and Loss of the Year by Death and Invaliding.			Cholera.	Smallpox.	Intermittent Fevers.	Remittent and Continued Fevers.	Typhoid Fever.	Rheumatism and Rheumatic Affections.	Primary Venereal Affections.	Secondary Venereal Affections.	Erysipelas.	Scurvy.	Anæmia and Debility.	Pneumonia.	Apoplexy and Sunstroke.	Epilepsy and other Brain Affections.	Neuralgic Affections.	Delirium Tremens.	Ophthalmia.	Heart Disease and Aneurism.	Tonsillitis, Bronchitis, and Asthma.	Pleurisy and Pneumonia.	Dysentery.	Diarrhoea.	Hepatitis.	Spleen Disease.	Functional derangements of the Digestive System.	Diseases of the Urinary System.	Diseases of the Genes- ative System.	Abscess and Ulcer.	Injuries and Accidents.	All other Causes.	
1	{	Admissions 355	...	...	171	...	...	2	33	5	...	6	...	...	1	...	5	2	...	4	2	8	16	20	10	...	...	...	...	32	21	10	
	{	Deaths 14	...	...	1	...	...	...	...	1	...	...	...	...	...	...	...	...	...	...	...	...	...	1	...	...	...	...	...	...	...	...	...
	{	Invaliding 1	...	...	...	...	...	...	...	...	...	...	...	...	...	...	...	...	...	...	...	...	...	...	...	...	...	...	...	...	...	...	...
2	{	Admissions 2,098	...	...	943	28	10	85	294	34	...	60	9	4	7	32	7	39	7	73	4	35	70	78	19	70	4	5	83	93	85		
	{	Deaths 14	...	...	...	1	7	...	...	...	...	...	...	...	1	...	...	...	...	...	...	...	1	...	...	...	...	...	...	...	...	...	
	{	Invaliding 60	...	...	4	...	...	2	...	...	...	...	...	...	2	...	...	...	...	...	...	...	1	...	9	...	...	...	...	...	1	7	
3	{	Admissions 292	...	...	74	22	3	10	58	11	...	4	...	1	...	...	3	4	...	13	1	8	3	14	1	7	...	5	16	32	2		
	{	Deaths 2	...	...	...	1	...	...	...	...	...	...	...	...	...	...	...	...	...	...	...	...	...	...	...	...	...	...	...	...	...	...	
	{	Invaliding 3	...	...	...	...	...	...	...	1	...	1	...	...	...	...	...	...	...	...	...	...	...	1	...	...	...	...	...	...	...	...	
4	{	Admissions 311	...	...	123	5	...	19	39	5	...	9	3	...	...	3	...	3	2	10	2	1	8	8	1	3	...	2	31	33	1		
	{	Deaths 1	...	...	...	1	...	...	...	...	...	...	...	...	...	...	...	...	...	...	...	...	...	...	...	...	...	...	...	...	...	...	
	{	Invaliding 9	...	...	1	...	...	...	...	1	...	...	...	1	...	...	...	...	...	...	...	...	...	4	1	...	...	...	...	...	...	1	
5	{	Admissions 104	...	...	47	2	...	4	8	...	...	3	7	1	1	2	...	...	...	...	...	6	...	6	3	...	1	...	1	4	6	2	
	{	Deaths 2	...	...	...	...	...	...	...	...	...	...	...	...	1	1	...	...	...	...	...	...	...	...	...	...	...	...	...	...	...	...	
	{	Invaliding 3	...	...	...	...	...	...	...	...	...	...	...	2	1	...	...	...	...	...	...	...	...	...	...	...	...	...	...	...	...	...	
6	{	Admissions 931	...	...	515	15	...	20	79	3	...	12	...	...	...	1	...	2	26	2	16	...	...	41	26	3	24	2	11	83	39	11	
	{	Deaths 5	...	...	...	...	...	...	...	...	...	...	...	...	...	...	...	...	...	...	...	...	...	3	...	...	...	...	...	...	...	...	
	{	Invaliding 9	...	...	...	...	...	...	...	...	...	5	...	...	...	...	...	...	...	...	...	...	...	...	...	...	...	...	...	...	...	...	
7	{	Admissions 1,689	1	...	862	103	4	42	243	25	...	1	9	5	2	...	10	2	15	6	56	6	29	62	15	2	25	1	6	59	60	38	
	{	Deaths 12	1	...	...	1	2	...	...	...	...	...	...	...	...	...	...	1	...	...	...	...	...	...	...	...	...	...	...	...	...	...	
	{	Invaliding 23	...	...	...	...	...	...	...	2	...	...	...	...	...	...	...	...	...	...	...	...	...	...	...	...	...	...	...	...	...	...	
8	{	Admissions 247	...	...	42	42	...	4	20	1	...	4	1	2	...	8	1	6	1	9	1	11	9	20	...	6	...	...	29	16	15		
	{	Deaths 5	...	...	...	...	...	...	...	...	...	...	...	1	...	...	...	...	...	...	...	...	...	...	...	...	...	...	...	...	...	...	
	{	Invaliding 5	...	...	...	...	...	...	...	...	...	...	...	...	...	...	...	...	...	...	...	...	...	...	...	...	...	...	...	...	...	...	
9	{	Admissions 1,251	...	...	398	147	...	26	148	25	1	...	8	12	14	...	3	21	4	101	10	18	30	66	...	46	4	4	50	43	73		
	{	Deaths 20	...	...	...	...	...	...	...	...	...	...	...	6	3	...	...	...	...	...	...	...	...	...	...	...	...	...	...	...	...	...	
	{	Invaliding 21	...	...	...	...	...	1	...	...	...	1	...	1	...	...	...	1	3	3	...	...	...	...	...	...	...	...	...	...	...	...	
10	{	Admissions 340	...	...	78	68	...	6	12	1	1	...	18	1	...	...	4	1	5	1	11	1	1	19	7	...	35	...	4	27	29	10	
	{	Deaths 6	...	...	...	1	2	...	...	...	...	...	...	1	...	...	...	...	...	...	...	...	...	...	...	...	...	...	...	...	...	...	
	{	Invaliding 10	...	...	...	1	...	...	...	...	...	1	...	...	...	...	...	...	...	...	...	...	...	...	...	...	...	...	...	...	...	...	
11	{	Admissions 296	...	...	50	56	...	20	8	1	...	10	...	1	...	1	...	2	3	7	...	1	24	4	...	22	...	1	22	33	30		
	{	Deaths 2	...	...	...	...	...	...	...	...	...	...	...	1	...	...	...	...	...	...	...	...	...	...	...	...	...	...	...	...	...	...	
	{	Invaliding 8	...	...	...	...	2	...	...	...	...	1	...	...	...	...	...	...	...	...	...	...	...	1	...	...	...	...	...	...	...	...	
12	{	Admissions 215	...	...	44	11	...	15	29	6	...	2	...	3	...	2	5	...	6	...	6	9	6	...	7	1	1	11	44	8			
	{	Deaths 2	...	...	...	...	...	...	...	...	...	...	...	...	1	...	...	...	...	...	...	...	...	...	...	...	...	...	...	...	...	...	
	{	Invaliding 8	...	...	...	...	...	...	...	...	...	2	...	...	1	...	...	...	...	...	...	...	...	...	...	...	...	...	...	...	...	...	
13	{	Admissions 1,400	...	...	462	166	6	27	112	23	5	2	11	3	2	3	10	12	41	4	48	...	37	137	19	...	76	1	1	86	86	80	
	{	Deaths 15	...	...	...	3	...	...	...	...	...	...	...	1	2	3	10	12	1	...	...	...	...	...	...	...	...	...	...	...	...	...	
	{	Invaliding 8	...	...	...	...	1	...	...	...	...	...	...	...	...	...	...	...	...	...	...	...	...	...	...	...	...	...	...	...	...	...	
14	{	Admissions 114	...	...	4	13	...	10	3	1	...	5	1	1	...	...	...	1	2	...	...	...	3	4	9	1	5	1	3	10	7	30	
	{	Deaths 1	...	...	...	...	...	...	...	...	...	...	...	...	...	...	...	...	...	...	...	...	...	...	...	...	...	...	...	...	...	...	
	{	Invaliding 8	...	...	...	...	...	...	...	...	...	...	...	...	...	...	...	...	...	...	...	...	...	...	...	...	...	...	...	...	...	...	
15	{	Admissions 104	...	...	7	18	...	3	1	3	...	...	...	2	...	...	...	...	...	...	...	...	2	2	4	6	9	...	7	...	12	7	21
	{	Deaths 1	...	...	...	...	...	...	...	...	...	...	...	1	...	...	...	...	...	...	...	...	...	...	...	...	...	...	...	...	...	...	
	{	Invaliding 3	...	...	...	...	...	...	...	...	...	...	...	...	...	...	...	...	...	...	...	...	...	...	...	...	...	...	...	...	...	...	
16	{	Admissions 536	...	...	23	38	...	30	12	16	1	...	5	1	3	2	...	1	4	2	14	1	56	18	24	1	35	...	9	32	13	216	
	{	Deaths 5	...	...	...	...	...	...	...	...	...	...	...	...	1	...	...	...	...	...	...	...	...	...	...	...	...	...	...	...	...	...	
	{	Invaliding 3	...	...	...	...	2	...	...	...	...	...	...	...	...	...	...	...	...	...	...	...	...	...	...	...	...	...	...	...	...	...	
	{	Admissions 10,334	1	...	3843	734	23	332	1000	160	8	3	166	45	31	18	70	39	173	34	376	30	188	462	327	38	375	14	53	588	562	632	
	{	Deaths 95	1	...	...	4	15	...	...	...	...	...	...	20	11	3	...	...	...	...	...	...	...	...	...	...	...	...	...	...	...	...	
	{	Invaliding 178	...	...	5	1	...	8	...	6	...	...	33	50	11	3	...	...	...	...	...	...	...	...	...	...	...	...	...	...	...	...	

## DECCAN and NAGPORE.

1	Admissions	66	...	...	7	4	...	1	4	...	...	6	2	...	1	...	...	...	5	1	...	1	3	2	5	...	1	12	8	3
	Deaths	...	...	...	...	...	...	...	...	...	...	...	...	...	...	...	...	...	...	...	...	...	...	...	...	...	...	...	...	...
	Invaliding	3	...	...	...	...	...	...	...	...	...	...	1	...	...	...	...	...	...	1	...	...	...	...	...	...	...	...	...	...
2	Admissions	56	...	...	5	5	...	2	2	2	...	...	3	1	...	1	...	...	3	...	...	1	2	...	8	...	1	7	7	6
	Deaths	1	...	...	...	...	...	...	...	...	...	...	...	...	...	...	...	...	...	...	...	...	...	...	...	...	...	...	...	...
	Invaliding	2	...	...	...	...	...	...	1	...	...	...	1	...	...	...	...	...	...	...	...	...	...	...	...	...	...	...	...	...
3	Admissions	88	...	...	5	7	...	1	4	1	1	4	4	...	2	...	3	...	4	...	2	2	15	2	8	...	9	12	2	
	Deaths	2	...	...	...	...	...	...	...	...	...	...	...	...	...	...	...	...	...	...	...	...	...	...	...	...	...	...	...	...
	Invaliding	9	...	...	...	...	...	...	...	...	...	...	2	...	1	...	...	...	1	...	...	...	1	...	...	...	...	...	...	...

\* 25 Dengue Fever.

† 11 Dengue Fever.

‡ 103 Dengue Fever.

§ Including the Garrison of Bombay.



## REGIMENTS of the DECCAN

REGIMENTS & BATTERIES & STATION OF 1871.	Date of Arrival in India.	Date of Arrival from Station previously occupied.	Average Strength during 1871.	Admission-rate of 1871 per 1,000 of Average Strength.	Loss per 1,000.	
					By Deaths.	By Invaliding.
4 { E. Brig., A. Battery, (D. Brig., C. Battery from July), R. H. Art., Ahmednuggur ... }	...	January 1870, from Kirkee	162	1530.9	...	55.56
5 3rd Hussars, Ahmednuggur ...	December 1868	December 1868, from England	491	1242.4	12.23	42.77
6 IX Brig., B. Battery, R. Art., Kirkee ...	December 1869	December 1870	136	1125.0	14.71	51.47
7 XVIII Brig., E. Battery, R. Art., Kirkee ...	...	February 1870, from Sholapore	142	1183.1	...	35.21
8 XVIII Brig., F. Battery, R. Art., Kirkee ...	...	March 1871, from Neemuch	147	1483.0	27.21	13.60
9 49th Regiment, Poona*	December 1865	December 1870, from Deesa	907	1273.4	16.54	12.12
10 56th Regiment, Poona (9 months)	April 1871	April 1871, from England	898	1526.7	4.45	17.82
11 83rd Regiment, Poona	April 1870	April 1870, from Gibraltar	900	912.0	11.00	34.10
12 XVIII Brig., C. Battery, R. Art., Belgaum ...	...	December 1866, from Hyderabad	151	827.8	6.62	39.74
13 1-2nd Regiment, Belgaum ...	October 1866	, from Poona	891	805.8	8.98	31.43
14 D. Brig., A. Battery, R. H. Art., Kampsee ...	...	December 1868, from Bangalore	154	1371.4	12.99	58.44
15 IX Brig., C. Battery, R. Art., Kampsee ...	November 1869	November 1869, from England	139	1525.2	21.58	59.36
16 XX Brig., D. Battery, R. Art., Kampsee ...	...	October 1870, from Cannanore	149	1724.8	29.13	67.11
17 79th Regiment, Kampsee (9 months)	1857	January 1870, from Secorkee	703	994.3	12.90	.....
18 IX Brig., G. Battery, R. Art., Secunderabad ...	November 1869	December 1869, from England	132	1583.3	30.30	113.64
19 XX Brig., C. Battery, R. Art., Secunderabad ...	...	March 1868, from Thayetmyo	147	1564.6	34.01	95.24
20 { XXIII Brig., 5 Battery, (VII Brig., 6 Battery from ) { July), R. Art., Secunderabad ... }	...	February 1869, from Bellary	68	764.7	29.41	14.70
21 18th Hussars, Secunderabad ...	September 1864	January 1866, from Bangalore	389	1832.9	138.82	77.12
22 2-24th Regiment, Secunderabad ...	November 1865	February 1869, from Rangoon	867	1030.0	19.61	33.45
23 { 76th Regiment, Secunderabad, (Detachment of 112 ) { men at Bangalore) ... }	January 1864	{ March 1871, from Thayetmyo and ) { Toungoo ... }	920	1337.1	16.30	63.04
REGIMENT OF THE DECCAN AND NAGPORE			8,331	1265.4	20.05	38.77
3.—REGIMENTS of						
1 V Brig., 1 Battery, R. Art., St. Thomas' Mount ...	January 1867	January 1871, from Rangoon	57	1122.8	...	122.81
2 V Brig., 6 Battery, R. Art., St. Thomas' Mount ...	January 1867	January 1869, from Belgaum	76	960.5	39.47	52.63
3 { IX Brig., A. Battery, (XX Brig., A. Battery from ) { July), R. Art., St. Thomas' Mount ... }	November 1869	November 1869, from England	138	1014.5	7.25	65.22
4 XXIII Brig., A. Battery, R. Art., St. Thomas' Mount ...	...	February 1871, from Thayetmyo	126	761.9	15.87	55.56

\* Detachments of 186 men at Sattara, 125 men at Asseerghur, and 250 men at Bombay.



and NAGPORE,—(continued).

CAUSES OF ADMISSIONS INTO HOSPITAL, OF DEATHS IN AND OUT OF HOSPITAL, AND OF THE INVALIDING OF 1871.																																		
Total Admissions and Loss of the Year by Death and Invaliding.			Cholera.	Smallpox.	Intermittent Fevers.	Remittent and Continued Fevers.	Typhoid Fever.	Rheumatism and Rheumatic Affections.	Primary Venereal Affections.	Secondary Venereal Affections.	Erysipelas.	Scorvy.	Ascemia and Debility.	Phthisis Pulmonalis.	Apoplexy and Sunstroke.	Epilepsy and Brain Affections.	Neuralgic Affections.	Delirium Tremens.	Ophthalmia.	Heart Disease and Aneurism.	Tonsillitis, Bronchitis, and Asthma.	Pleurisy and Pneumonia.	Dysentery.	Diarrhoea.	Hepatitis.	Spleen Disease.	Functional derangements of the Digestive System.	Diseases of the Urinary System.	Diseases of the Genital System.	Abscess and Ulcer.	Wounds and Accidents.	All other Causes.		
4	Admissions	248	...	...	163	13	...	3	13	3	...	...	...	...	...	...	1	...	...	...	...	...	...	...	2	...	...	9	...	...	18	16	1	
	Deaths	...	...	...	...	...	...	...	...	...	...	...	...	...	...	...	...	...	...	...	...	...	...	...	...	...	...	...	...	...	...	...		
	Invaliding	9	...	...	7	...	...	...	...	...	...	...	...	...	...	...	...	...	...	...	...	...	...	...	...	...	...	...	...	...	...	...		
5	Admissions	610	...	...	291	68	...	6	46	18	...	...	5	...	2	...	...	2	...	...	...	...	...	...	8	33	1	24	...	3	23	42	1	
	Deaths	6	...	...	...	...	...	...	...	...	...	...	...	...	1	...	...	...	...	...	...	...	...	...	1	5	...	...	...	...	...	...		
	Invaliding	21	...	...	1	...	...	1	...	3	...	...	...	...	...	...	...	...	...	...	...	...	...	...	...	...	...	...	...	...	...	...		
6	Admissions	153	...	...	69	...	...	7	11	4	...	...	7	2	...	...	...	...	2	...	...	...	...	1	6	3	...	5	...	2	9	10	9	
	Deaths	2	...	...	...	...	...	...	...	...	...	...	...	...	1	...	...	...	...	...	...	...	...	...	...	...	...	...	...	...	...	...		
	Invaliding	7	...	...	...	...	...	...	...	...	...	...	...	...	...	...	...	...	...	...	...	...	...	...	...	...	...	...	...	...	...	...		
7	Admissions	168	...	...	49	...	...	14	21	9	1	...	2	1	...	...	...	...	2	...	...	...	...	...	4	8	1	8	...	...	13	23	5	
	Deaths	...	...	...	...	...	...	...	...	...	...	...	...	...	...	...	...	...	...	...	...	...	...	...	...	...	...	...	...	...	...	...		
	Invaliding	5	...	...	...	...	...	...	...	1	...	...	...	...	...	...	...	...	...	...	...	...	...	...	...	...	...	...	...	...	...	...		
8	Admissions	218	...	...	104	7	...	11	8	12	...	1	2	3	...	1	1	...	1	...	...	...	...	...	5	6	...	9	1	1	16	16	3	
	Deaths	4	...	...	...	...	...	...	...	...	...	...	...	...	...	...	...	...	...	...	...	...	...	...	...	...	...	...	...	...	...	...		
	Invaliding	2	...	...	...	...	...	...	...	1	...	...	...	...	...	...	...	...	...	...	...	...	...	...	...	...	...	...	...	...	...	...		
9	Admissions	1,155	1	...	440	68	...	28	101	36	...	...	18	9	1	...	...	...	16	16	...	...	...	...	21	34	12	37	2	9	88	109	36	
	Deaths	15	...	...	...	1	...	...	...	...	...	...	...	...	1	...	...	...	...	...	...	...	...	...	...	...	...	...	...	...	...	...		
	Invaliding	11	...	...	...	...	...	...	...	...	...	...	...	...	1	...	...	...	...	...	...	...	...	...	...	...	...	...	...	...	...	...		
10	Admissions	1,371	...	...	202	746	...	22	28	4	1	...	26	6	...	3	1	2	45	1	26	...	...	...	24	45	5	...	17	2	4	49	74	38
	Deaths	4	...	...	...	...	...	...	...	...	...	...	...	...	...	...	...	...	...	...	...	...	...	...	...	...	...	...	...	...	...	...		
	Invaliding	16	...	...	...	...	...	...	...	...	...	...	...	...	...	...	...	...	...	...	...	...	...	...	...	...	...	...	...	...	...	...		
11	Admissions	829	...	...	280	122	...	9	100	8	...	...	7	4	2	1	6	...	18	4	40	7	6	28	1	1	30	1	7	64	41	42		
	Deaths	10	...	...	...	...	...	...	...	...	...	...	...	...	...	...	...	...	...	...	...	...	...	...	...	...	...	...	...	...	...	...		
	Invaliding	31	...	...	5	1	...	1	...	...	...	...	8	2	...	1	...	...	...	...	...	...	...	...	...	...	...	...	...	...	...	...		
12	Admissions	125	...	...	19	...	...	6	29	6	...	...	...	...	...	...	...	...	5	2	7	1	1	10	2	...	4	1	2	8	15	3		
	Deaths	1	...	...	...	...	...	...	...	...	...	...	...	...	...	...	...	...	...	...	...	...	...	...	...	...	...	...	...	...	...	...		
	Invaliding	6	...	...	...	...	...	...	...	...	...	...	...	...	...	...	...	...	...	...	...	...	...	...	...	...	...	...	...	...	...	...		
13	Admissions	718	...	...	115	71	...	36	209	4	...	...	7	12	1	1	4	5	14	1	31	3	8	29	27	5	16	3	10	77	26	18		
	Deaths	8	...	...	...	...	...	...	...	...	...	...	...	...	...	...	...	...	...	...	...	...	...	...	...	...	...	...	...	...	...	...		
	Invaliding	28	...	...	1	...	...	3	...	...	...	...	...	...	...	...	...	...	...	...	...	...	...	...	...	...	...	...	...	...	...	...		
14	Admissions	242	...	...	60	6	...	10	35	4	1	...	5	2	1	...	1	6	8	1	8	2	3	6	4	1	7	...	2	26	33	20		
	Deaths	2	...	...	...	...	...	...	...	...	...	...	...	...	...	...	...	...	...	...	...	...	...	...	...	...	...	...	...	...	...	...		
	Invaliding	9	...	...	...	...	...	...	...	...	...	...	...	...	...	...	...	...	...	...	...	...	...	...	...	...	...	...	...	...	...	...		
15	Admissions	212	1	...	31	12	...	6	45	7	...	...	8	3	...	...	1	...	3	...	8	1	...	10	11	1	13	1	1	27	11	11		
	Deaths	3	...	...	...	...	...	...	...	...	...	...	...	...	...	...	...	...	...	...	...	...	...	...	...	...	...	...	...	...	...	...		
	Invaliding	7	...	...	...	...	...	...	...	...	...	...	...	...	...	...	...	...	...	...	...	...	...	...	...	...	...	...	...	...	...	...		
16	Admissions	257	...	...	29	5	1	9	41	8	...	...	1	1	...	4	2	1	18	1	12	3	8	1	5	...	15	...	5	40	31	16		
	Deaths	3	...	...	...	...	...	...	...	...	...	...	...	...	...	...	...	...	...	...	...	...	...	...	...	...	...	...	...	...	...	...		
	Invaliding	10	...	...	...	...	...	...	...	...	...	...	...	...	...	...	...	...	...	...	...	...	...	...	...	...	...	...	...	...	...	...		
17	Admissions	699	...	...	272	3	...	22	147	20	...	...	2	4	1	4	3	2	16	2	18	3	23	18	11	1	14	...	8	57	31	17		
	Deaths	9	...	...	...	...	...	...	...	...	...	...	...	...	...	...	...	...	...	...	...	...	...	...	...	...	...	...	...	...	...	...		
	Invaliding	9	...	...	...	...	...	...	...	...	...	...	...	...	...	...	...	...	...	...	...	...	...	...	...	...	...	...	...	...	...	...		
18	Admissions	209	...	...	5	10	...	10	15	7	...	...	7	2	...	...	2	1	2	3	7	1	23	21	29	3	28	...	2	16	19	5		
	Deaths	4	...	...	...	...	...	...	...	...	...	...	...	...	...	...	...	...	...	...	...	...	...	...	...	...	...	...	...	...	...	...		
	Invaliding	15	...	...	...	...	...	...	...	...	...	...	...	...	...	...	...	...	...	...	...	...	...	...	...	...	...	...	...	...	...	...		
19	Admissions	239	2	...	6	3	...	5	33	9	...	...	9	2	...	...	...	6	1	2	12	...	14	16	18	1	28	...	...	17	32	14		
	Deaths	5	...	...	...	...	...	...	...	...	...	...	...	...	...	...	...	...	...	...	...	...	...	...	...	...	...	...	...	...	...	...		
	Invaliding	14	...	...	...	...	...	...	...	...	...	...	...	...	...	...	...	...	...	...	...	...	...	...	...	...	...	...	...	...	...	...		
20	Admissions	62	...	...	4	7	...	3	1	...	...	...	...	...	...	...	...	...	1	8	...	2	5	2	...	7	...	1	2	4	...	...		
	Deaths	2	...	...	...	...	...	...	...	...	...	...	...	...	...	...	...	...	...	...	...	...	...	...	...	...	...	...	...	...	...	...		
	Invaliding	1	...	...	...	...	...	...	...	...	...	...	...	...	...	...	...	...	...	...	...	...	...	...	...	...	...	...	...	...	...	...		
21	Admissions	713	71	...	24	69	...	28	21	8	1	...	46	2	3	...	9	...	7	2	15	...	38	83	66	...	42	...	14	65	63	36		
	Deaths	54	33	...	...	2	1	...	...	...	...	...	...	...	1	1	...	...	...	...	...	...	...	...	...	...	...	...	...	...	...			
	Invaliding	39	...	...	...	...	...	...	...	...	...	...	...	...	...	...	...	...	...	...	...	...	...	...	...	...	...	...	...	...	...	...		
22	Admissions	893	1	...	76	10	31	196	30	1	...	...	19	3	1	2	5	3	6	6	49	...	121	77	37	2	44	...	23	58	73	28		
	Deaths	17	...	...	...	3	...	...	...	...	...	...	...	...	...	...	...	...	...	...	...	...	...	...	...	...	...	...	...	...	...	...		
	Invaliding	29	...	...	...	...	...	...	...	...	...	...	...	...	...	...	...	...	...	...	...	...	...	...	...	...	...	...	...	...	...	...		
23	Admissions	1,290	...	...	48	135	...	42	224	44	...	...	35	7	...	5	10	5	21	10	83	7	40	45	70	1	112	2	17	104	109	54		
	Deaths	15	...	...	...	1	...	...	...	...	...	...	...	...	...	...	...	...	...	...	...	...	...	...	...	...	...	...	...	...	...	...		
	Invaliding	58	...	...	...	...	...	...	...	...	...	...	...	...	...	...	...	...	...	...	...	...	...	...	...	...	...	...	...	...	...	...		
Admissions		10,542	75	1	2,218	1835	11	393	1323	248	6	2	216	73	13	28	47	52	196	42	412	36	330	443	383	34	490	13	113	805	805	389		
Deaths		167	36	...	8	5	1	...	...	...	...	...	...	...	...	...	...	...	...	...	...	...	...	...	...	...	...	...	...	...	...	...		
Invaliding		323	...	...	13	7	...	14	...	...	...	...	52	27	1	7	1	...	7	...	...	...	...	...	...	...	...	...	...	...	...	...		
SOUTHERN INDIA.																																		
1	Admissions	61	...	...	...	...	...	1	4	1	...	...	...	6	...	2	1	...	...	1	4	...	2	3	10	...	6	...	1	5	9	8		
	Deaths	...	...	...	...	...	...	...	...	...	...	...	...	...	...	...	...	...	...	...	...	...	...	...	...	...	...	...	...	...	...	...		
	Invaliding	7	...	...	...	...	...	...	...	...	...	...	...	...	...	...	...																	

## SOUTHERN INDIA.

1	{	Admissions	61	...	...	...	...	...	1	4	1	...	...	...	6	...	2	1	...	...	...	1	4	...	2	3	10	...	6	...	1	5	9	8
		Deaths	...	...	...	...	...	...	...	...	...	...	...	...	...	...	...	...	...	...	...	...	...	...	...	...	...	...	...	...	...	...	...	
		Invaliding	7	...	...	...	...	...	...	...	...	...	...	...	...	...	...	...	...	...	...	...	...	...	...	...	...	...	...	...	...	...	...	
2	{	Admissions	73	...	...	...	...	...	3	8	...	...	...	...	5	1	...	6	...	...	2	...	4	1	1	1	7	...	4	...	5	5	14	3
		Deaths	...	...	...	...	...	...	...	...	...	...	...	...	...	...	...	...	...	...	...	...	...	...	...	...	...	...	...	...	...	...	...	
		Invaliding	4	...	...	...	...	...	...	...	...	...	...	...	...	...	...	...	...	...	...	...	...	...	...	...	...	...	...	...	...	...	...	
3	{	Admissions	149	...	...	...	...	...	1	5	...	...	...	...	...	...	...	...	...	...	...	...	...	...	...	...	...	...	...	...	...	...	...	
		Deaths	...	...	...	...	...	...	...	...	...	...	...	...	...	...	...	...	...	...	...	...	...	...	...	...	...	...	...	...	...	...	...	
		Invaliding	9	...	...	...	...	...	...	...	...	...	...	...	...	...	...	...	...	...	...	...	...	...	...	...	...	...	...	...	...	...	...	
4	{	Admissions	96	...	...	...	...	...	1	4	...	...	...	...	...	...	...	...	...	...	...	...	...	...	...	...	...	...	...	...	...	...	...	
		Deaths	...	...	...	...	...	...	...	...	...	...	...	...	...	...	...	...	...	...	...	...	...	...	...	...	...	...	...	...	...	...	...	
		Invaliding	7	...	...	...	...	...	...	...	...	...	...	...	...	...	...	...	...	...	...	...	...	...	...	...	...	...	...	...	...	...	...	

\* The 79th Regiment took home its invalids of the season.



TABLE

REGIMENTS of								
REGIMENTS & BATTERIES, & STATION or 1871.			Date of Arrival in India.	Date of Arrival from Station previously occupied.	Average Strength during 1871.	Admission-rate of 1871 per 1,000 of Average Strength.	Loss per 1,000.	
							By Deaths.	By Invaliding.
5	V Brig., 2 Battery, R. Art., Madras		January 1867	January 1869, from St. Thomas' Mount...	67	522'4	...	...
6	{ 42d Regiment, Madras, (Detachment of 145 men at Trichinopoly)		June 1868	June 1868, from Abyssinia	957	989'5	10'45	41'80
7	XX Brig., B. Battery, R. Art., Trichinopoly		...	October 1869, from St. Thomas' Mount...	139	1194'2	21'58	35'97
8	XXIII Brig., C. Battery, R. Art., Bangalore		...	October 1869, from Trichinopoly	139	1237'4	14'39	35'97
9	XXIII Brig., D. Battery, R. Art., Bangalore		...	February 1868, from Secunderabad	133	1270'7	7'52	90'23
10	16th Lancers, Bangalore		September 1865	September 1865, from England	490	1006'1	10'20	34'69
11	1-21st Regiment, Bangalore		March 1869	January 1870, from Kurrachee	820	1139'0	8'54	47'56
12	D. Brig., B. Battery, R. H. Art., Bellary		...	February 1867, from Secunderabad	162	1537'0	...	43'21
13	{ XX Brig., 1 Battery, (VII Brig., 5 Battery from July), R. Art., Bellary		...	November 1868, from Madras	72	722'2	...	13'89
14	3-60th Regiment, Bellary		December 1857	November 1868, from Madras	770	796'1	9'09	46'75
15	XX Brig., E. Battery, R. Art., Cannanore		...	October 1870, from Kaimpce	135	1376'4	22'22	68'69
16	{ 89th Regiment, Cannanore (Detachments of 85 and 80 men at Mallapooram and Calicut)		November 1870	November 1870, from England	908	1118'9	22'03	40'75
REGIMENTS OF SOUTHERN INDIA					5,189	1041'4	12'33	45'87
4.—REGIMENTS of								
1	2-10th Regiment, Rangoon		January 1865	January 1871, from Secunderabad	828	1093'0	20'53	32'61
2	V Brig., 4 Battery, R. Art., Rangoon		November 1867	February 1871, Kurrachee	65	1046'2	15'38	...
3	V Brig., 5 Battery, R. Art., Rangoon		November 1867	December 1868, from Kirkee	53	1434'0	...	56'00
4	V Brig., 3 Battery, R. Art., Toungoo		January 1867	November 1868, from St. Thomas' Mount	66	1045'5	...	75'76
5	2-21st Regiment, Wing, Toungoo		October 1863	December 1870, from Rangoon	318	1295'6	19'25	46'93
6	2-21st Regiment, Hd. Qrs. Thayetmyo			December 1870, from Rangoon	513	1684'2		
7	XXIII Brig., B. Battery, R. Art., Thayetmyo		...	January 1871, from St. Thomas' Mount...	149	1503'4	26'85	26'85
REGIMENTS OF BURMAH AND PEGU					1,992	1314'3	19'08	39'16
1	Army of Bengal				35,071	1481'4	17'59	47'53
2	Army of Madras				10,673	1195'4	20'24	45'82
3	Army of Bombay				10,740	1502'7	13'78	30'54
4	Army of India				56,484	1431'4*	17'37*	43'62†

\* See Note prefixed to Table XXX.

† See Note appended to Table XXVIII.



## SOUTHERN INDIA,—(continued).

Total Admissions and Loss of the Year by Deaths and Invaliding.			CAUSES OF ADMISSIONS INTO HOSPITAL, OF DEATHS IN AND OUT OF HOSPITAL, AND OF THE INVALIDING OF 1871.																													
			Cholera.	Smallpox.	Intermittent Fevers.	Remittent and Continued Fevers.	Typhoid Fever.	Rheumatism and Rheumatic Affections.	Primary Venereal Affections.	Secondary Venereal Affections.	Erysipelas.	Scurvy.	Anemia and Debility.	Phthisis Pulmonalis.	Apoplexy and Stroke.	Epilepsy and other Brain Affections.	Neuralgic Affections.	Delirium Tremens.	Ophthalmia.	Heart Disease and Aneurism.	Tonsillitis, Bronchitis, and Asthma.	Pleurisy and Pneumonia.	Dysentery.	Diarrhoea.	Hepatitis.	Splen Disease.	Functional derangements of the Digestive System.	Diseases of the Urinary System.	Diseases of the Generative System.	Abscess and Ulcer.	Wounds and Accidents.	All other Causes.
5	Admissions 35	Deaths 1	1	1	1	1	1	1	1	1	1	1	1	1	1	1	1	1	1	1	1	1	1	1	1	1	1	1	1	1	1	1
6	Admissions 947	Deaths 10	67	23	19	96	43	121	6	2	5	9	9	6	6	51	6	23	35	44	65	32	121	106	62	3	1	1	1	1	1	1
7	Admissions 106	Deaths 3	40	6	6	9	2	1	3	2	1	3	2	1	1	1	1	1	1	1	1	1	1	1	1	1	1	1	1	1	1	1
8	Admissions 172	Deaths 2	11	2	1	14	1	3	1	1	1	3	1	1	1	1	1	1	1	1	1	1	1	1	1	1	1	1	1	1	1	1
9	Admissions 169	Deaths 1	11	1	1	3	8	9	1	1	1	1	1	1	1	1	1	1	1	1	1	1	1	1	1	1	1	1	1	1	1	1
10	Admissions 493	Deaths 5	8	18	1	20	47	11	1	1	1	1	1	1	1	1	1	1	1	1	1	1	1	1	1	1	1	1	1	1	1	1
11	Admissions 934	Deaths 7	86	13	4	62	137	16	13	1	1	1	1	1	1	1	1	1	1	1	1	1	1	1	1	1	1	1	1	1	1	1
12	Admissions 249	Deaths 7	3	6	23	12	3	8	2	1	1	1	1	1	1	1	1	1	1	1	1	1	1	1	1	1	1	1	1	1	1	1
13	Admissions 52	Deaths 1	2	1	3	4	1	2	1	1	1	1	1	1	1	1	1	1	1	1	1	1	1	1	1	1	1	1	1	1	1	1
14	Admissions 613	Deaths 7	44	38	1	43	98	15	1	1	1	1	1	1	1	1	1	1	1	1	1	1	1	1	1	1	1	1	1	1	1	1
15	Admissions 185	Deaths 3	8	7	6	11	1	8	1	1	1	1	1	1	1	1	1	1	1	1	1	1	1	1	1	1	1	1	1	1	1	1
16	Admissions 1,016	Deaths 39	13	186	12	12	83	14	1	1	1	1	1	1	1	1	1	1	1	1	1	1	1	1	1	1	1	1	1	1	1	1
	Admissions 5,404	Deaths 64	295	314	19	289	537	121	17	1	1	1	1	1	1	1	1	1	1	1	1	1	1	1	1	1	1	1	1	1	1	1
	Invaliding 238		1	1	12	18	1	43	27	1	1	1	1	1	1	1	1	1	1	1	1	1	1	1	1	1	1	1	1	1	1	1

## BURMAH and PEGU.

1	Admissions 905	Deaths 17	123	17	10	18	84	73	2	20	13	2	7	3	2	5	11	42	3	127	47	49	63	1	5	68	70	40				
2	Admissions 68	Deaths 1	7	2	1	1	13	1	1	1	1	1	1	1	1	1	1	1	1	1	1	1	1	1	1	1	1	1	1	1	1	1
3	Admissions 76	Deaths 3	9	1	5	10	5	1	1	1	1	1	1	1	1	1	1	1	1	1	1	1	1	1	1	1	1	1	1	1	1	1
4	Admissions 69	Deaths 5	5	1	4	5	18	3	1	1	1	1	1	1	1	1	1	1	1	1	1	1	1	1	1	1	1	1	1	1	1	1
5	Admissions 412	Deaths 3	16	70	8	18	12	8	1	3	2	5	7	12	2	17	9	34	16	49	1	4	24	66	28							
6	Admissions 801	Deaths 13*	37	81	30	57	21	102	22	2	4	10	3	4	7	41	3	52	45	104	57	3	7	63	68	35						
7	Admissions 224	Deaths 4	4	18	11	19	4	13	6	1	1	1	3	1	1	10	3	12	17	24	11	2	3	26	22	13						
	Admissions 2,618	Deaths 38	201	189	11	73	206	124	2	161	42	8	16	20	18	23	27	129	9	208	158	211	1	187	7	24	200	243	130			
	Invaliding 78		3	2	2	9	1	14	1	1	1	1	1	1	1	1	1	1	1	1	1	1	1	1	1	1	1	1	1	1	1	1
1	Admissions 51,054	Deaths 617	42	10	14,708	5909	131	1937	6331	849	105	14	825	366	61	172	251	129	840	243	2531	341	1156	2206	2673	274	2033	28	540	2915	3082	1914
2	Admissions 12,729	Deaths 216	76	3	965	329	41	445	1322	383	20	2	577	128	22	59	105	96	190	104	596	54	775	654	718	26	1010	21	186	1281	1229	639
3	Admissions 16,139	Deaths 148	2	1	5,592	1843	23	672	1572	270	11	5	250	91	38	31	84	67	286	49	577	49	216	623	666	62	555	24	93	981	901	816
4	Admissions 80,852	Deaths 981	120	13	21,265	8481	105	2874	9428	1502	136	21	1632	525	121	202	440	292	1316	386	3704	444	2177	3183	3257	362	3208	146	819	5177	5277	3369
	Invaliding 2,379		62	1	110	17	1	124	11	154	1	4	41	188	9	64	17	22	35	175	66	1	115	27	393	17	4	29	12	27	56	396

\* Of these Deaths six occurred in the Depot Hospitals at Madras.  
† For the Regiment as a body.



# EUROPEAN TROOPS, 1871.

## XXXII.

TABLE showing the NUMBER of DAYS spent in HOSPITAL by the MEN of each REGIMENT.

BENGAL PRESIDENCY.									
STATION.	Regiment.	Average Strength for the Year.	Aggregate of the Number of Days spent in Hospital.	Average Number of Days per Man.	STATION.	Regiment.	Average Strength for the Year.	Aggregate of the Number of Days spent in Hospital.	Average Number of Days per Man.
FORT WILLIAM ...	2-19th Regiment ...	831	18,901	22.7	NOWGONG ...	Detachment 106th Regiment	165	3,195	19.4
	XXII Brigade, 3 Battery, (10 months) ...	65	906	14.7		XIX Brigade, G Battery, (XXIII F, from July) ...	150	4,801	32.0
DUM-DUM AND BARRACKPORE ...	107th Regiment ...	930	13,023	14.0	SAUGOR ...	1-19th Regiment, (10 months) ...	714	10,376	14.5
						VIII Brigade, E Battery ...	138	3,672	26.6
BARRACKPORE ...	VIII Brigade, F Battery ...	139	2,724	19.6		XXII Brigade, 6 Battery (10 months) ...	75	678	9.0
	XVI Brigade, B Battery ...	152	3,045	20.3	JUSSULPORE ...	VIII Brigade, D Battery ...	144	2,127	14.8
HAZAREEBATHUR ...	63rd Regiment ...	933	20,752	22.2	UMBALLA ...	20th Hussars ...	463	7,603	17.2
DINAPORE ...	96th Regiment ...	872	22,098	25.9		72nd Regiment, (9 months) ...	906	10,901	12.0
	VIII Brigade, B. Battery ...	135	2,712	20.1		F Brigade, E Battery ...	146	3,643	24.7
BENARES ...	1-3rd Regiment, Wing ...	376	(7,925)	21.1	JULLUNDHUR ...	92nd Regiment ...	871	12,797	14.7
	F Brigade, A Battery ...	148	2,909	19.6		VIII Brigade, G Battery ...	135	5,575	41.3
FYZABAD ...	26th Regiment ...	847	17,762	21.0	FEROZPORE ...	39th Regiment ...	925	14,721	15.9
	XVI Brigade, E Battery ...	130	3,082	23.7		XIX Brigade, B Battery ...	144	2,177	15.1
LUCKNOW ...	21st Hussars ...	473	7,451	17.6		XXII Brigade, 5 Battery, (10 months) ...	70	322	4.6
	1-17th Regiment ...	941	21,499	22.8	MOOLTAN ...	41st Regiment ...	881	13,398	15.2
	62nd Regiment ...	840	14,928	17.8		XIX Brigade, C Battery ...	144	2,309	16.4
	F Brigade, C Battery ...	144	4,746	33.0		XXV Brigade, 2 Battery, (10 months) ...	63	546	8.7
	VIII Brigade, C Battery ...	135	3,942	29.2					
	XXIV Brigade, 3 Battery ...	83	1,443	17.4	SEALKOTE ...	5th Lancers ...	443	7,347	16.6
SEETAPORE ...	1-3rd Regiment, Head Quarters (with Wing at Benares) ...	879	13,585	15.5		58th Regiment ...	742	12,750	17.2
	XVI Brigade, A Battery ...	136	2,267	16.7		A Brigade, E Battery ...	146	2,864	19.6
CAWNPORE ...	1-14th Regiment ...	811	30,398	37.5	UMRITSUR ...	XXII Brigade, 4 Battery, (10 months) ...	62	806	13.0
	XIX Brigade, A Battery ...	147	5,427	36.9	MELAN MEER ...	37th Regiment ...	707	17,097	24.2
ALLAHABAD ...	104th Regiment, (10 months) ...	596	14,165	23.7		F Brigade, F Battery ...	139	2,477	17.8
	XVI Brigade, D Battery ...	144	2,791	19.4		VIII Brigade, H Battery ...	134	4,239	31.6
	XXV Brigade, 1 Battery, (XXIV, 7, from July) ...	67	922	13.7		XXIV Brigade, 5 Battery ...	79	1,578	20.0
SHAHJEHANPORE ...	2-1st Regiment, Head Quarters (with Wing at Raneekhet) ...	908	28,578	31.5	RAWALPINDER ...	36th Regiment ...	738	14,088	19.1
						38th Regiment (10 months) ...	721	15,080	20.9
BAREILLY ...	2-25th Regiment ...	951	15,498	16.3		A Brigade, B Battery ...	153	2,909	19.6
	XVI Brigade, G Battery, (XXIII, E, from July) ...	137	3,212	23.4		XIX Brigade, A Battery ...	165	3,628	23.4
ROORKEE ...	109th Regiment, (with Wing at Delhi) ...	836	21,165	25.3		XXV Brigade, 5 Battery, (XXII, 2, from July) ...	87	416	4.8
MIRJAT ...	4th Hussars ...	444	12,755	28.7	CAMPBELLPORE ...	A Brigade, D Battery ...	141	4,602	32.6
	105th Regiment ...	776	20,938	27.0	ATTOCK ...	XXIV Brigade, 6 Battery ...	83	1,273	15.3
	A Brigade, C Battery ...	151	3,790	25.1	NOWSHERA ...	1-5th Regiment ...	892	23,146	25.9
	F Brigade, D Battery, (D. D. from July) ...	142	3,165	22.3	PESHAWUR ...	1-6th Regiment ...	858	17,634	20.6
	XVI Brigade, F Battery ...	135	4,139	30.7		2-60th Regiment ...	999	20,126	20.2
	XIX Brigade, D Battery ...	145	4,062	28.0		A Brigade, A Battery ...	143	4,450	31.1
DELHI ...	109th Regiment, Wing ...	363	(9,082)	25.0		XXII Brigade, B Battery, (XX F, from July) ...	140	3,090	22.1
	XXIV Brigade, 1 Battery ...	79	2,354	29.8		XXV Brigade, 4 Battery (10 months) ...	68	1,502	19.1
MUTTRA ...	11th Hussars ...	461	7,774	16.9	DARJEELING ...	XXIV Brigade, 4 Battery ...	72	1,068	14.8
AGRA ...	65th Regiment, (10 months) ...	920	17,060	18.5	RANEKHEET ...	2-1st Regiment, Wing ...	376	(12,312)	32.7
	XIX Brigade, F Battery ...	149	4,311	28.9	CHUCKRATA ...	53th Regiment ...	870	8,997	10.3
	XXII Brigade, 7 Battery, (10 months) ...	63	1,067	16.8	DUGSHAI ...	85th Regiment ...	918	18,883	20.6
MORAR ...	1-11th Regiment ...	837	25,708	30.7	SURATHOO ...	2-12th Regiment ...	840	13,516	16.1
	F Brigade, B Battery ...	139	2,961	21.3	JUTOOH ...	XXII Brigade, A Battery, (10 months) ...	87	1,112	12.8
	XVI Brigade, C Battery ...	132	3,067	23.2	DETACHMENTS ...	Chumha Hills (6 months) ...	577	(5,016)	8.7
	XXV Brigade, 3 Battery, (10 months) ...	71	1,457	20.5		Murree Hills (6 months) ...	550	(3,582)	6.5
GWALIOR FORTRESS ...	Detachment 106th Regiment	240	3,603	15.0					
	XXIV Brigade, 2 Battery ...	77	1,056	13.7					
JHANSI ...	106th Regiment, Head Quarters ...	473	13,323	28.2					



MADRAS PRESIDENCY.					BOMBAY PRESIDENCY.				
STATION.	Regiment.	Average Strength for the Year.	Aggregate of the Number of Days Spent in Hospital.	Average Number of Days per Man.	STATION.	Regiment.	Average Strength for the Year.	Aggregate of the Number of Days Spent in Hospital.	Average Number of Days per Man.
KAMPTEE ...	70th Regiment (9 months) ... D Brigade, A Battery ... IX Brigade, C Battery ... XX Brigade, D Battery ...	703 153 144 151	10,174 4,191 3,605 5,037	145 27.4 25.0 33.4	NUSSEERABAD ...	IX Brigade, D Battery ... 1-sth Regiment ...	121 874	3,798 28,601	29.9 32.7
SECUNDERABAD ...	2-24th Regiment ... 76th Regiment ... 18th Hussars ... IX Brigade, G Battery ... XX Brigade, C Battery ... XXIII Brigade, 5 Battery (7 Battery, VI Brigade from July) ...	869 920 386 136 147 70	14,367 20,433 10,001 3,766 3,873 828	16.5 22.2 25.9 27.7 26.3 11.8	NERMUR ...	XVIII Brigade, D Battery ...	144	3,698	25.7
MADRAS ...	45th Regiment ... V Brigade, 2 Battery ...	941 67	20,459 1,006	21.7 15.0	DEESA ...	IX Brigade, E Battery ... 10th Regiment ...	140 898	2,343 16,601	16.7 17.9
ST. THOMAS' MOUNT ...	V Brigade, 1 Battery ... V Brigade, 6 Battery ... XX Brigade, A Battery (A Battery, IX Brigade from July) ... XXIII Brigade, A Battery ...	57 76 138 134	987 2,007 2,546 1,970	17.3 26.4 18.5 14.7	AHMEDABAD ...	IX Brigade, F Battery ... XVIII Brigade, A Battery ...	144 147	2,833 2,707	19.7 18.4
TRICHINOPOLY ...	XX Brigade, B Battery ...	139	3,789	27.3	KURRACHEE ...	XVIII Brigade, B Battery ... 60th Regiment ...	141 913	2,543 15,344	18.0 17.2
BANGALORE ...	10th Lancers ... 1-21st Regiment ... XXIII Brigade, C Battery ... XXIII Brigade, D Battery ...	494 820 139 134	7,317 10,998 1,870 2,118	14.8 20.7 13.5 15.8	ADEN ...	VI Brigade, 4 Battery ... VI Brigade, 5 Battery ... 3rd Battalion Rifle Brigade (11 months) ...	74 76 554	1,454 1,133 5,599	19.7 15.2 10.1
BELLARY ...	3-60th Regiment ... D Brigade, B Battery ... XX Brigade, 1st Battery (7 Battery, V Brigade from July) ...	772 162 72	14,329 3,705 796	18.4 22.9 11.1	BOMBAY ...	VI Brigade, 2 Battery ... VI Brigade, 3 Battery ... VI Brigade, 6 Battery ...	77 73 79	1,417 759 1,794	18.4 10.4 22.7
CANNANORE ...	80th Regiment ... XX Brigade, E Battery ...	907 135	18,252 2,492	20.1 19.2	AHMEDNUGGER ...	3rd Hussars ... E Brigade, A Battery (C Battery, D Brigade from July) ...	489 108	8,961 3,125	18.3 18.6
RANGOON ...	2-10th Regiment ... V Brigade, 4 Battery ... V Brigade, 5 Battery ...	829 65 53	14,597 1,210 1,390	17.8 18.6 24.5	POONA ...	49th Regiment ... 56th Regiment (9 months) ... 83rd Regiment ...	899 897 909	16,790 13,375 18,252	18.7 14.9 20.1
TOUNGGOO ...	V Brigade, 3 Battery ... 2-21st Regiment, Wing ...	69	1,679	24.3	KIRKKEE ...	IX Brigade, B Battery ... XVIII Brigade, E Battery ... XVIII Brigade, F Battery ...	136 143 147	2,494 2,855 2,481	18.3 20.0 16.9
THAYETMYO ...	2-21st Regiment, Hd. Qrs. ... XXIII Brigade, B Battery ...	842 148	18,555 3,347	22.0 22.6	BELGAUM ...	XVIII Brigade, C Battery ... 1-2nd Regiment ...	151 893	2,382 14,743	15.7 16.5
Aggregate of Hospital Diets (Days in Hospital) derived from the Weekly Returns of 1871					...	...	...	Army of Bengal ... 759,283 Madras ... 227,492 Bombay ... 215,974 ARMY OF INDIA ... 1,201,749	
Aggregate Number of Days spent in Hospital derived from the Regimental Returns contained in this Table					...	...	...	Army of Bengal ... 745,095 Madras ... 217,697 Bombay ... 208,379 ARMY OF INDIA ... 1,171,072	
The difference arises chiefly from the fact of Regiments present for short periods being omitted in this Table. It is probable, also, that in some instances the time spent in Hospital by men at Convalescent Depôts and elsewhere has been left out in making up the Statement.									

# EUROPEAN TROOPS, 1871.

XXXIII.

DISTRIBUTION of the EUROPEAN ARMY of the BENGAL PRESIDENCY on 30th June 1871.

STRENGTH OF THE ARMY ON 30th JUNE 1871, 35,408.					
ARTILLERY.	STATION.	STRENGTH.	INFANTRY.	STATION.	STRENGTH.
A. Horse Brigade, Head Quarters	Peshawur	7	1st Regiment, 2nd Battalion	Shahjehanpore	399
A. Battery	Peshawur	104	" " "	Ranckhet	459
B. " "	Rawulpindee	123	3rd " 1st "	Sectapore	498
C. " "	Meerut	139	" " "	Benares	367
D. " "	Campbellpore	127	5th " 1st "	Nowshera	573
E. " "	Sealkote	115	" " "	Attock	103
F. Horse Brigade, Head Quarters	Umballa	9	6th " 1st "	Peshawur	306
A. Battery	Benares	137	" " "	Cherat	398
B. " "	Morar	120	11th " 1st "	Morar	765
C. " "	Lucknow	139	12th " 2nd "	Subathoo	827
D. " "	Meerut	128	14th " 1st "	Cawnpore	787
E. " "	Umballa	134	17th " 1st "	Lucknow	880
F. " "	Meeran Meer	123	19th " 1st "	Jubbulpore	237
8th Brigade, Head Quarters	Lucknow	8	" " "	Saugor	458
B. Battery	Dinapore	121	19th " 2nd "	Fort William	818
C. " "	Lucknow	126	25th " 2nd "	Bareilly	711
D. " "	Jubbulpore	136	" " "	Moradabad	175
E. " "	Saugor	126	26th " "	Fyzabad	811
F. " "	Barrackpore	134	36th " "	Rawulpindee	486
G. " "	Jullundur	90	37th " "	Meeran Meer	585
H. " "	Meeran Meer	108	" " "	Fort Lahore	67
16th Brigade, Head Quarters	Barrackpore	5	38th " "	Rawulpindee	490
A. Battery	Sectapore	135	39th " "	Ferozepore	869
B. " "	Barrackpore	134	41st " "	Mooltan	640
C. " "	Morar	116	" " "	Dera Ismael Khan	101
D. " "	Allahabad	120	55th " "	Chuckrata	855
E. " "	Fyzabad	130	58th " "	Sealkote	543
F. " "	Meerut	130	2-60th " "	Peshawur	791
G. " "	Bareilly	128	62nd " "	Lucknow	793
19th Brigade, Head Quarters	Meerut	6	63rd " "	Hazareebagh	885
A. Battery	Cawnpore	128	65th " "	Agra	852
B. " "	Ferozepore	133	72nd " "	Umballa	733
C. " "	Mooltan	123	" " "	Dugshaie	69
D. " "	Meerut	136	79th " Detachment	Pachmurree	98
E. " "	Rawulpindee	123	85th " "	Dugshaie	921
F. " "	Agra	133	92nd " "	Jullundur	523
G. " "	Nowgong	137	" " "	Umritsur	69
22nd Brigade, Head Quarters	Meeran Meer	8	" " "	Dharmasalla	112
A. Battery	Jutogh	89	96th " "	Dinapore	741
B. " "	Peshawur	112	" " "	Chunar	66
3. " "	Fort William	63	104th " "	Allahabad	447
4. " "	Umritsur	56	" " "	Fort Allahabad	151
5. " "	Ferozepore	59	105th " "	Meerut	729
6. " "	Saugor	72	106th " "	Jhansi	446
7. " "	Agra	64	" " "	Gwalior Fortress	239
24th Brigade, Head Quarters	Morar	5	" " "	Nowgong	162
1. Battery	Delhi	63	107th " "	Dum-Dum	606
2. " "	Gwalior Fortress	65	" " "	Barrackpore	285
3. " "	Lucknow	76	109th " "	Roorkee	293
4. " "	Darjeeling	67	" " "	Delhi	359
5. " "	Meeran Meer	33	" " "	Patteghur	189
6. " "	Fort Lahore	15	" " "	" " "	" " "
7. " "	Attock	58	" " "	" " "	" " "
25th Brigade, Head Quarters	Allahabad	4	HILL WORKING PARTIES	Chumba Hills	580
1. Battery	Allahabad	66	" " "	Murree Hills	472
2. " "	Mooltan	50	" " "	" " "	" " "
3. " "	Morar	63	CONVALESCENT DEPOTS	Darjeeling	115
4. " "	Peshawur	43	" " "	Nynce Tal	259
5. " "	Huzara Hills	87	" " "	Landour	219
Sappers and Miners	Roorkee	28	" " "	Kussowlie	715
CAVALRY.	" " "	" " "	" " "	Dalhousie	396
5th Lancers	Sealkote	338	" " "	Murree	600
6th Hussars	Meerut	413	" " "	" " "	" " "
11th Hussars	Muttra	410	" " "	" " "	" " "
20th Hussars	Umballa	377	" " "	" " "	" " "
21st Hussars	Lucknow	395	FAMILY DETACHMENT	Campbellpore	34

\* D. Battery D. Brigade from 1st July.  
 † E. Battery, 22nd Brigade, from 1st July.  
 ‡ F. Battery, 23rd Brigade, from 1st July.

§ F. Battery, 26th Brigade, from 1st July.  
 ¶ 7. Battery, 24th Brigade, from 1st July.  
 ¶ 2. Battery, 22nd Brigade, from 1st July.





No.		Description		Amount	
1	1890	Jan 1	Balance	100.00	
2	1890	Feb 1	Jan 1	100.00	
3	1890	Mar 1	Feb 1	100.00	
4	1890	Apr 1	Mar 1	100.00	
5	1890	May 1	Apr 1	100.00	
6	1890	Jun 1	May 1	100.00	
7	1890	Jul 1	Jun 1	100.00	
8	1890	Aug 1	Jul 1	100.00	
9	1890	Sep 1	Aug 1	100.00	
10	1890	Oct 1	Sep 1	100.00	
11	1890	Nov 1	Oct 1	100.00	
12	1890	Dec 1	Nov 1	100.00	
13	1890	Jan 1	Dec 1	100.00	
14	1890	Feb 1	Jan 1	100.00	
15	1890	Mar 1	Feb 1	100.00	
16	1890	Apr 1	Mar 1	100.00	
17	1890	May 1	Apr 1	100.00	
18	1890	Jun 1	May 1	100.00	
19	1890	Jul 1	Jun 1	100.00	
20	1890	Aug 1	Jul 1	100.00	
21	1890	Sep 1	Aug 1	100.00	
22	1890	Oct 1	Sep 1	100.00	
23	1890	Nov 1	Oct 1	100.00	
24	1890	Dec 1	Nov 1	100.00	
25	1890	Jan 1	Dec 1	100.00	
26	1890	Feb 1	Jan 1	100.00	
27	1890	Mar 1	Feb 1	100.00	
28	1890	Apr 1	Mar 1	100.00	
29	1890	May 1	Apr 1	100.00	
30	1890	Jun 1	May 1	100.00	
31	1890	Jul 1	Jun 1	100.00	
32	1890	Aug 1	Jul 1	100.00	
33	1890	Sep 1	Aug 1	100.00	
34	1890	Oct 1	Sep 1	100.00	
35	1890	Nov 1	Oct 1	100.00	
36	1890	Dec 1	Nov 1	100.00	
37	1890	Jan 1	Dec 1	100.00	
38	1890	Feb 1	Jan 1	100.00	
39	1890	Mar 1	Feb 1	100.00	
40	1890	Apr 1	Mar 1	100.00	
41	1890	May 1	Apr 1	100.00	
42	1890	Jun 1	May 1	100.00	
43	1890	Jul 1	Jun 1	100.00	
44	1890	Aug 1	Jul 1	100.00	
45	1890	Sep 1	Aug 1	100.00	
46	1890	Oct 1	Sep 1	100.00	
47	1890	Nov 1	Oct 1	100.00	
48	1890	Dec 1	Nov 1	100.00	
49	1890	Jan 1	Dec 1	100.00	
50	1890	Feb 1	Jan 1	100.00	
51	1890	Mar 1	Feb 1	100.00	
52	1890	Apr 1	Mar 1	100.00	
53	1890	May 1	Apr 1	100.00	
54	1890	Jun 1	May 1	100.00	
55	1890	Jul 1	Jun 1	100.00	
56	1890	Aug 1	Jul 1	100.00	
57	1890	Sep 1	Aug 1	100.00	
58	1890	Oct 1	Sep 1	100.00	
59	1890	Nov 1	Oct 1	100.00	
60	1890	Dec 1	Nov 1	100.00	
61	1890	Jan 1	Dec 1	100.00	
62	1890	Feb 1	Jan 1	100.00	
63	1890	Mar 1	Feb 1	100.00	
64	1890	Apr 1	Mar 1	100.00	
65	1890	May 1	Apr 1	100.00	
66	1890	Jun 1	May 1	100.00	
67	1890	Jul 1	Jun 1	100.00	
68	1890	Aug 1	Jul 1	100.00	
69	1890	Sep 1	Aug 1	100.00	
70	1890	Oct 1	Sep 1	100.00	
71	1890	Nov 1	Oct 1	100.00	
72	1890	Dec 1	Nov 1	100.00	
73	1890	Jan 1	Dec 1	100.00	
74	1890	Feb 1	Jan 1	100.00	
75	1890	Mar 1	Feb 1	100.00	
76	1890	Apr 1	Mar 1	100.00	
77	1890	May 1	Apr 1	100.00	
78	1890	Jun 1	May 1	100.00	
79	1890	Jul 1	Jun 1	100.00	
80	1890	Aug 1	Jul 1	100.00	
81	1890	Sep 1	Aug 1	100.00	
82	1890	Oct 1	Sep 1	100.00	
83	1890	Nov 1	Oct 1	100.00	
84	1890	Dec 1	Nov 1	100.00	
85	1890	Jan 1	Dec 1	100.00	
86	1890	Feb 1	Jan 1	100.00	
87	1890	Mar 1	Feb 1	100.00	
88	1890	Apr 1	Mar 1	100.00	
89	1890	May 1	Apr 1	100.00	
90	1890	Jun 1	May 1	100.00	
91	1890	Jul 1	Jun 1	100.00	
92	1890	Aug 1	Jul 1	100.00	
93	1890	Sep 1	Aug 1	100.00	
94	1890	Oct 1	Sep 1	100.00	
95	1890	Nov 1	Oct 1	100.00	
96	1890	Dec 1	Nov 1	100.00	
97	1890	Jan 1	Dec 1	100.00	
98	1890	Feb 1	Jan 1	100.00	
99	1890	Mar 1	Feb 1	100.00	
100	1890	Apr 1	Mar 1	100.00	



WOMEN AND CHILDREN OF EUROPEAN  
REGIMENTS, 1871.

# WOMEN AND CHILDREN OF EUROPEAN REGIMENTS, 1871.

## I.

*TABLE showing the SICKNESS and MORTALITY among the WOMEN of the EUROPEAN REGIMENTS composing the ARMY of INDIA during the Year 1871, and the prevalence of the principal Diseases in each Month of the Year.*

MONTHS.	Average Strength.	Average Number Daily Sick.	Number Daily Sick per 1,000 of Strength.	Number of Deaths.	Death rate of the Year per 1,000 of Strength.	CAUSES OF DEATHS.														
						Cholera.	Smallpox.	Fever, Intermittent.	Fever, Remittent and Continued.	Typhoid Fever.	Heat Apoplexy.	Dysentery.	Diarrhoea.	Hepatitis.	Phthisis Pulmonalis.	Respiratory Diseases.	Heart Diseases.	Atrophy and Anæmia.	Childbirth and Abortion.	All other Causes.
January	6,158	158	25.7	12	...	...	...	...	22	1	...	2	3	...	2	...	...	...	...	2
February	6,304	149	23.7	13	...	...	...	...	23	...	...	...	1	...	...	...	...	...	4	1
March	6,262	201	32.1	9	...	...	...	...	1	...	...	1	...	...	1	...	1	1	1	1
April	6,489	243	37.5	10	...	...	...	...	...	...	...	...	2	...	1	...	...	...	2	1
May	6,474	316	48.8	15	...	4	1	...	...	...	1	1	1	...	1	...	...	1	1	...
June	6,447	325	50.4	17	...	2	...	...	...	...	1	1	1	3	...	...	1	...	...	...
July	6,445	365	56.6	8	...	...	...	...	3	...	...	3	...	...	1	...	1	...	...	...
August	6,442	374	58.1	19	...	...	...	...	...	1	...	1	1	5	...	1	...	...	1	...
September	6,381	311	53.4	12	...	...	...	...	4	...	...	2	...	...	...	...	1	...	...	...
October	6,288	290	46.1	9	...	...	...	...	1	...	...	...	2	1	...	2	...	...	1	...
November	6,481	234	36.1	15	...	5	...	...	...	...	...	3	...	1	1	1	...	...	...	...
December	6,428	170	26.4	15	...	1	...	...	4	1	...	4	...	...	1	1	...	1	2	...
						12	1	...	27	4	3	18	11	10	21	10	4	3	16*	14
Died per 1,000 of Strength.																				
For the year	6,384	264	41.4	154	24.12	1.88	.16	...	4.86	...	.47	2.82	1.72	1.56	3.29	1.56	.63	.47	2.51	2.19

CAUSES OF ADMISSIONS.	NUMBER OF ADMISSIONS INTO HOSPITAL IN EACH MONTH.												Total Admitted during the Year.	Admitted per 1,000 of Strength.	Died out of each hundred treated.
	Jan.	Feb.	March.	April.	May.	June.	July.	Aug.	Sept.	Oct.	Nov.	Dec.			
Cholera	...	...	1	...	8	2	...	...	...	...	7	1	19	3.0	63.2
Smallpox	...	...	1	1	2	1	...	...	...	...	1	1	7	1.1	14.3
Fever, Intermittent	87	66	89	97	145	136	139	197	128	159	100	72	1,397	218.8	...
" Remittent and Continued	31	34	41	94	121	80	86	72	62	61	44	33	759	118.9	3.6
" Typhoid	2	1	...	...	...	1	...	1	1	1	...	2	9	1.4	44.4
Heat Apoplexy	...	...	...	1	1	2	...	1	...	1	...	...	6	.9	50.0
Dysentery	14	9	23	10	17	28	27	35	18	21	23	28	253	39.6	7.1
Diarrhoea	21	27	28	39	23	40	37	61	31	24	19	18	368	57.6	3.0
Hepatitis	4	11	9	12	12	13	14	15	9	16	8	12	135	21.2	7.4
Spleen Disease	...	1	1	...	1	...	1	2	...	...	...	1	7	1.1	...
Respiratory Diseases	37	17	29	23	27	16	16	24	22	24	22	22	270	42.3	3.7
Phthisis Pulmonalis	4	4	6	5	6	6	6	10	6	4	5	7	69	10.8	30.4
Atrophy and Anæmia†	62	53	85	116	183	136	149	168	124	140	83	71	1,361	213.2	...
Rheumatism	6	12	6	12	15	19	11	14	10	4	6	2	107	16.8	...
Eye Diseases	6	1	14	22	68	45	116	112	51	53	19	5	522	81.8	...
Childbirth	...	...	...	...	...	...	...	...	...	...	...	...	...	...	...
Abortion	12	18	13	12	19	13	10	14	13	11	10	11	156	24.4	1.9
Diseases peculiar to Women	12	17	28	19	32	25	20	24	18	27	13	9	244	38.2	10
Abscess and Ulcer	9	10	15	15	19	18	18	18	14	9	9	12	166	26.0	
Injuries	5	4	7	9	5	7	8	8	4	4	7	2	70	11.0	
All other Causes	69	47	55	75	79	79	84	103	60	58	55	29	783	122.7	...
	371	332	441	502	783	668	724	879	571	608	431	338	6,708		
Admitted per 1,000 of the Average Strength in each Month.															
	60.2	52.7	70.4	80.6	120.9	103.6	112.3	136.4	89.5	96.7	66.5	52.6	1059.8‡		

\* For the Causes of these Deaths see Table No. XIII.

† Cases of Debility following Childbirth are included under this heading.

‡ Cases of Childbirth being no longer reckoned as Admissions into Hospital, the Admission-rate is diminished by the exclusion of this item.



# WOMEN AND CHILDREN OF EUROPEAN REGIMENTS, 1871.

## II.

TABLE showing the SICKNESS and MORTALITY among the CHILDREN of the EUROPEAN REGIMENTS composing the ARMY of INDIA during the Year 1871, and the prevalence of the principal Diseases in each Month of the Year.

MONTHS.	Average Strength.	Average Number Daily Sick.	Number Daily Sick per 1,000 of Strength.	Number of Deaths in each Month.	Death-rate of each Month per 1,000 of Strength.	CAUSES OF DEATHS.																			
						Cholera.	Smallpox.	Measles.	Whooping Cough.	Scarlet Fever.	Intermittent Fevers.	Remittent and Continued Fevers.	Typhoid Fever.	Heat Apoplexy.	Dentition.	Convulsion.	Meningitis and Hydrocephalus.	Tuberc Mesenterica.	Phthisis Pulmonalis.	Dysentery.	Diarrhoea.	Anaemia and Atrophy.	Bronchitis and Pneumonia.	Croup and Diphtheria.	All other Causes.
January	10,159	426	42.2	49	4.82	...	...	1	1	1	1	1	...	...	1	9	5	3	...	5	5	3	4	4	1
February	10,294	247	24.0	35	3.40	...	...	...	...	...	...	...	...	...	...	...	...	...	...	...	...	...	...	...	...
March	10,524	394	38.9	54	5.13	...	...	4	5	2	1	5	...	1	4	12	5	1	...	8	19	10	10	1	...
April	10,728	376	35.0	78	7.27	...	...	...	...	...	...	...	...	...	...	...	...	...	...	...	...	...	...	...	...
May	10,718	540	50.4	111	10.36	...	...	10	...	3	3	...	...	...	...	...	...	...	...	...	...	...	...	...	...
June	10,790	557	51.6	84	7.78	...	...	10	1	...	...	10	...	...	1	10	16	...	...	...	...	...	...	...	...
July	10,829	644	59.5	73	6.74	...	...	4	1	1	...	...	...	...	...	9	13	...	...	...	...	...	...	...	...
August	10,889	630	57.8	118	10.81	...	...	2	5	7	...	11	...	...	13	10	3	6	...	...	...	...	...	...	...
September	10,962	571	52.1	65	6.20	...	...	...	1	...	...	...	...	...	1	5	5	...	...	...	...	...	...	...	...
October	10,859	434	40.0	47	4.33	...	...	...	1	1	...	...	...	...	...	12	1	1	...	...	...	...	...	...	...
November	10,923	321	29.4	59	5.38	...	...	1	...	...	...	...	...	...	...	5	5	3	...	...	...	...	...	...	...
December	10,714	352	33.5	49	4.57	...	...	...	1	...	...	...	...	...	...	12	13	1	...	...	...	...	...	...	...
						10	...	34	19	17	11	55	2	5	64	136	34	30	...	27	149	88	44	18	51
Died per 1,000 of Strength.																									
For the year	10,700	425	39.7	794	7.42	93	...	318	178	159	626	...	47	598	1271	318	280	...	252	1393	822	411	168	477	

CAUSES OF ADMISSIONS.	NUMBER OF ADMISSIONS INTO HOSPITAL IN EACH MONTH.												Total Admitted during the Year.	Admitted per 1,000 of Strength.	Died out of each hundred treated.
	Jan.	Feb.	March.	April.	May.	June.	July.	Aug.	Sept.	Oct.	Nov.	Dec.			
Cholera	...	...	...	...	9	3	...	...	...	...	7	...	19	1.8	52.5
Smallpox	...	...	...	1	...	...	...	1	...	...	...	...	3	...	...
Measles	7	24	38	44	159	104	39	29	28	19	27	...	503	53.6	6.9
Whooping Cough	15	17	21	13	13	18	16	27	17	14	11	34	216	20.2	8.8
Scarlet Fever	1	3	16	19	9	5	33	21	...	...	...	...	119	10.3	15.5
Intermittent Fevers	68	45	70	84	97	99	100	164	141	136	107	62	1,173	109.6	9
Remittent and Continued Fevers	40	34	63	62	90	57	80	92	83	82	54	30	776	72.5	7.1
Typhoid Fever	...	2	...	1	1	...	1	1	1	2	...	...	9	8	22.2
Heat Apoplexy	...	...	1	...	3	1	...	1	1	2	...	...	9	8	55.5
Dysentery	29	6	18	17	18	32	24	42	24	22	14	18	255	23.8	10.6
Diarrhoea	40	53	83	149	138	136	140	159	92	65	62	50	1,167	109.1	12.8
Hepatitis	4	3	1	3	3	2	2	1	1	3	2	...	25	2.3	...
Spleen Disease	4	1	...	2	6	...	3	5	2	2	1	1	27	2.5	...
Respiratory Diseases	55	44	56	43	43	34	29	57	58	42	46	41	548	51.2	11.3
Eye Diseases	14	18	39	118	289	200	400	347	141	163	47	15	1,791	167.4	...
Anaemia and Debility	61	37	38	57	103	95	101	81	75	67	61	56	833	77.9	10.6
Tubercular Diseases	11	5	6	11	18	17	10	3	6	13	5	10	115	10.8	29.1
Meningitis and Hydrocephalus	6	3	3	6	4	9	3	4	4	2	1	1	46	4.3	74.0
Convulsion	10	6	12	18	26	18	14	14	8	13	7	10	156	14.6	87.2
Dentition	19	29	35	54	48	55	35	21	30	34	24	19	414	38.7	15.5
Abscess and Ulcer	7	8	19	15	29	10	14	16	16	17	5	11	149	14.0	...
Injuries	9	14	15	10	16	19	15	11	19	17	8	16	169	15.8	6.4
All other Causes	21	44	67	57	51	33	40	45	27	41	31	25	482	45.0	...
	413	387	602	784	1,173	948	1,000	1,172	774	747	520	436	9,055		
Admitted per 1,000 of the Average Strength in each Month.															
	40.6	37.6	57.2	73.1	109.4	87.9	101.5	107.6	79.6	68.8	47.5	40.7	846.3		

# WOMEN AND CHILDREN OF EUROPEAN REGIMENTS, 1871.

## III.

TABLE showing the SICKNESS and MORTALITY among the WOMEN of the EUROPEAN REGIMENTS serving in the BENGAL PRESIDENCY during the Year 1871, and the prevalence of the principal Diseases in each Month of the Year.

MONTHS.	Average Strength.	Average Number Daily Sick.	Number Daily Sick per 1,000 of Strength.	Number of Deaths.	Death-rate of the Year per 1,000 of Strength.	CAUSES OF DEATHS.														
						Cholera.	Smallpox.	Fever, Intermittent.	Fever, Remittent and Continued.	Typhoid Fever.	Heat Apoplexy.	Dysentery.	Diarrhea.	Hepatitis.	Phthisis Pulmonalis.	Respiratory Diseases.	Heart Diseases.	Atrophy and Anæmia.	Child birth and Abortion.	All other Causes.
January	3,532	96	27.0	6	...	...	...	...	1	1	...	1	1	...	1	...	...	...	...	...
February	3,609	94	25.8	6	...	...	...	...	...	...	...	...	1	...	1	...	...	...	...	...
March	3,635	137	37.7	7	...	...	...	...	...	...	...	...	...	...	1	1	...	...	...	...
April	3,738	171	45.8	5	...	...	...	...	1	...	...	...	...	...	1	1	...	...	1	...
May	3,712	235	63.1	10	...	1	1	...	...	...	1	...	...	...	1	1	...	1	1	...
June	3,712	249	67.1	12	...	2	...	...	...	...	1	1	1	...	...	...	1	...	...	...
July	3,704	265	71.6	8	...	...	...	...	...	...	...	...	...	...	1	...	...	...	...	...
August	3,692	266	72.0	14	...	...	...	...	...	1	...	...	1	4	4	1	...	...	1	...
September	3,684	239	64.9	8	...	...	...	...	4	...	...	1	...	...	...	...	...	...	1	...
October	3,660	194	53.0	7	...	...	...	...	1	...	...	...	...	...	2	...	...	...	...	...
November	3,696	155	41.9	13	...	...	...	...	1	...	...	3	...	1	1	1	...	...	1	...
December	3,712	110	29.6	11	...	1	...	...	3	1	...	2	...	...	1	...	...	1	2	...
						9	1	...	19	3	2	11	9	7	15	7	3	2	10	7
						Died per 1,000 of Strength.														
For the year	3,680	184	50.0	105	28.53	2.45	.27	...	5.90	...	.54	2.99	2.45	1.90	4.08	1.90	.81	.54	2.72	1.90

CAUSES OF ADMISSIONS.	NUMBER OF ADMISSIONS INTO HOSPITAL IN EACH MONTH.												Total Admitted during the Year.	Admitted per 1,000 of Strength.	Died out of each hundred treated.
	Jan.	Feb.	March.	April.	May.	June.	July.	Aug.	Sept.	Oct.	Nov.	Dec.			
Cholera	...	...	1	...	2	2	...	...	...	...	7	1	13	3.5	69.2
Smallpox	...	...	1	...	2	...	...	...	...	...	...	1	4	1.1	25.0
Fever, Intermittent	64	39	56	68	103	96	84	127	90	86	78	43	934	253.8	...
" Remittent and Continued	18	22	22	60	91	65	61	58	48	49	22	19	535	145.4	3.5
" Typhoid	1	...	...	...	...	1	...	1	1	...	...	2	6	1.6	50.0
Heat Apoplexy	...	...	...	...	1	2	...	1	...	...	...	...	4	1.1	50.0
Dysentery	8	4	17	7	8	15	12	20	10	12	17	17	147	40.0	7.5
Diarrhea	15	14	16	23	15	25	26	44	22	15	16	12	243	66.0	3.7
Hepatitis	3	5	5	10	10	9	7	11	9	10	4	8	91	24.7	7.7
Spleen Disease	...	1	1	...	1	...	1	...	...	...	...	...	4	1.1	...
Respiratory Diseases	17	7	7	17	23	10	11	11	11	13	11	13	161	41.1	4.6
Phthisis Pulmonalis	3	1	4	3	5	5	3	5	5	3	3	5	45	12.2	33.3
Anæmia and Debility	38	49	63	83	134	100	100	133	84	100	60	54	989	268.8	...
Rheumatism	1	8	5	6	13	8	11	8	6	3	3	1	73	19.8	...
Eye Diseases	3	...	11	15	29	26	88	75	23	19	17	2	348	94.6	...
Child-birth	...	...	...	...	...	...	...	...	...	...	...	...	...	...	...
Abortion	5	12	9	7	12	7	5	5	10	9	5	6	92	25.0	1.1
Diseases peculiar to Women	5	12	14	10	16	16	8	20	8	12	6	7	134	36.4	...
Abscess and Ulcer	6	7	9	10	9	14	9	6	6	3	3	4	92	25.0	...
Injuries	2	...	3	5	4	5	2	4	3	2	5	...	35	9.5	1.0
All other Causes	19	17	31	41	45	43	36	47	29	27	27	12	374	101.6	...
	298	189	275	365	553	459	464	579	365	396	284	207	4,314		
	Admitted per 1,000 of the Average Strength in each Month.														
	58.6	51.8	75.7	97.6	148.4	123.7	125.3	156.8	99.1	100.0	76.8	55.8	117.3		



# WOMEN AND CHILDREN OF EUROPEAN REGIMENTS, 1871.

## IV.

TABLE showing the SICKNESS and MORTALITY among the CHILDREN of the EUROPEAN REGIMENTS serving in the BENGAL PRESIDENCY during the Year 1871, and the prevalence of the principal Diseases in each Month of the Year.

MONTHS.	Average Strength.	Average Number Daily Sick.	Number Daily Sick per 1,000 of Strength.	Number of Deaths in each Month.	Deaths of each Month per 1,000 of Strength.	CAUSES OF DEATHS.																			
						Cholera.	Smallpox.	Measles.	Whooping Cough.	Scarlet Fever.	Intermittent Fevers.	Remittent and Continued Fevers.	Typhoid Fever.	Hent Apoplexy.	Dentition.	Convulsion.	Meningitis and Hydrocephalus.	Tubes Mesenterica.	Phthisis Pulmonalis.	Dysentery.	Diarrhea.	Anemia and Atrophy.	Bronchitis and Pneumonia.	Croup and Diphtheria.	All other Causes.
						6	29	16	12	9	46	1	4	30	61	22	18	13	108	58	28	15	35		
Died per 1,000 of Strength.																									
For the year	6,039	362	59.9	520	86.11	1.09	1.89	2.65	2.00	9.27	1.06	6.06	10.10	1.64	2.98	2.15	17.88	9.61	4.64	2.48	5.79				

CAUSES OF ADMISSIONS.	NUMBER OF ADMISSIONS INTO HOSPITAL IN EACH MONTH.												Total Admitted during the Year.	Admitted per 1,000 of Strength.	Died out of each hundred treated.
	Jan.	Feb.	March.	April.	May.	June.	July.	Aug.	Sept.	Oct.	Nov.	Dec.			
Cholera	...	...	...	...	1	1	...	...	...	...	7	...	9	1.5	66.67
Smallpox	1	...	...	1	...	...	...	1	...	...	...	...	3	...	...
Measles	6	16	29	35	104	91	31	10	2	2	18	3	268	60.9	7.88
Whooping Cough	15	11	16	19	10	14	12	27	15	4	8	21	163	27.0	9.82
Scarlet Fever	1	1	13	13	5	3	23	12	...	...	...	...	71	11.8	16.90
Intermittent Fevers	29	29	25	54	84	58	61	86	73	77	69	38	763	126.4	1.28
Remittent and Continued Fevers	18	18	33	37	76	42	69	71	69	38	34	29	506	83.8	9.00
Typhoid Fever	...	1	...	1	1	...	1	1	...	...	...	...	5	...	20.00
Hent Apoplexy	...	...	...	...	3	1	...	...	1	2	...	...	7	1.2	57.14
Dysentery	7	1	7	9	10	16	11	16	11	10	7	5	110	18.2	11.82
Diarrhea	19	24	63	111	95	82	79	112	66	33	45	30	729	124.0	14.42
Hepatitis	1	2	1	2	1	1	2	1	...	1	2	...	14	2.3	...
Spleen Disease	4	1	...	2	5	...	2	5	2	2	1	1	25	4.1	...
Respiratory Diseases	38	22	35	24	22	9	14	28	23	16	17	19	267	44.2	16.10
Eye Diseases	6	2	21	82	254	140	296	259	65	72	29	8	1,204	199.4	...
Anemia and Debility	26	21	26	35	65	67	63	69	54	40	41	31	538	89.1	10.78
Tubercular Diseases	2	1	5	8	8	9	6	2	4	9	4	2	60	9.9	30.00
Meningitis and Hydrocephalus	5	3	1	1	2	6	2	3	2	1	...	1	27	4.5	61.48
Convulsion	3	4	4	11	11	7	6	5	2	5	5	7	70	11.6	87.14
Dentition	12	10	6	25	39	39	21	36	17	14	14	5	229	37.9	17.03
Abscess and Ulcer	3	3	5	5	10	5	8	11	19	12	5	5	82	13.6	...
Injuries	3	5	8	5	11	11	7	8	15	7	5	7	92	15.2	7.46
All other Causes	11	36	45	29	33	24	26	25	15	24	17	10	295	48.9	...
	239	211	374	500	841	626	731	748	426	369	328	213	5,297		
Admitted per 1,000 of the Average Strength in each Month.															
	39.3	36.0	62.8	82.9	139.4	103.5	120.7	122.8	69.5	60.4	53.0	34.8	866.8		

# WOMEN AND CHILDREN OF EUROPEAN REGIMENTS, 1871.

V.

*TABLE showing the SICKNESS and MORTALITY among the WOMEN of the EUROPEAN REGIMENTS serving in the MADRAS PRESIDENCY during the Year 1871, and the prevalence of the principal Diseases in each Month of the Year.*

MONTHS.	Average Strength.	Average Number Daily Sick.	Number Daily Sick per 1,000 of Strength.	Number of Deaths.	Death-rate of the Year per 1,000 of Strength.	CAUSES OF DEATHS.														
						Cholera.	Smallpox.	Fever, Intermittent.	Fever, Remittent and Continued.	Typhoid Fever.	Heat Apoplexy.	Dysentery.	Diarrhoea.	Hepatitis.	Phthisis Pulmonalis.	Respiratory Diseases.	Heart Diseases.	Atrophy and Anæmia.	Child-birth and Abortion.	All other Causes.
January	1,416	34	24.0	5	...	...	...	...	1	...	...	...	2	...	1	...	...	...	...	1
February	1,400	33	23.4	6	...	...	...	...	1	...	...	...	...	...	...	...	...	...	...	1
March	1,420	38	26.8	1	...	...	...	...	...	...	...	...	...	...	...	...	...	1	...	...
April	1,443	35	24.3	3	...	...	...	...	...	...	...	...	...	...	1	...	...	...	1	1
May	1,437	48	33.4	4	...	3	...	...	...	...	...	1	...	...	...	...	...	...	...	...
June	1,429	45	31.5	2	...	...	...	...	...	...	...	...	...	1	1	...	...	...	...	...
July	1,440	44	30.6	1	...	...	...	...	...	...	...	1	...	...	...	...	...	...	...	...
August	1,448	48	33.1	1	...	...	...	...	...	...	...	1	...	...	...	...	...	...	...	...
September	1,397	49	35.1	...	...	...	...	...	...	...	...	...	...	...	...	...	...	...	...	...
October	1,338	47	35.1	...	...	...	...	...	...	...	...	...	...	...	...	...	...	...	...	...
November	1,456	41	28.2	...	...	...	...	...	...	...	...	...	...	...	...	...	...	...	...	...
December	1,415	36	25.4	3	...	...	...	...	1	...	...	1	...	...	...	1	...	...	...	...
						3	...	...	3	...	...	4	2	1	3	3	...	1	3	3
Died per 1,000 of Strength.																				
For the year	1,421	42	29.5	26	18.30	2.11	...	...	2.11	...	...	2.81	1.41	.71	2.11	2.11	...	.71	2.11	2.11

CAUSES OF ADMISSIONS.	NUMBER OF ADMISSIONS INTO HOSPITAL IN EACH MONTH.												Total Admitted during the Year.	Admitted per 1,000 of Strength.	Died out of each hundred treated.
	Jan.	Feb.	March.	April.	May.	June.	July.	Aug.	Sept.	Oct.	Nov.	Dec.			
Cholera	...	...	...	...	6	...	...	...	...	...	...	...	6	4.2	50.0
Smallpox	...	...	...	1	...	1	...	...	...	...	1	...	3	2.1	...
Fever, Intermittent	5	10	7	6	14	4	9	14	8	4	6	9	96	67.6	...
" Remittent and Continued	7	6	6	14	11	4	5	3	5	4	5	7	77	54.2	3.9
" Typhoid	1	...	...	...	...	...	...	...	...	...	...	...	1	.7	...
Heat Apoplexy	...	...	...	...	...	...	...	...	...	...	...	...	...	...	...
Dysentery	1	5	2	1	7	9	9	7	5	6	4	5	61	42.9	6.6
Diarrhoea	4	5	9	4	6	9	6	12	3	7	2	4	71	50.0	2.8
Hepatitis	1	3	2	1	...	1	3	1	...	3	3	2	20	14.1	5.0
Spleen Disease	...	...	...	...	...	...	...	...	...	...	...	...	1	.7	...
Respiratory Diseases	8	6	8	3	3	4	3	6	7	7	10	7	72	50.7	4.2
Phthisis Pulmonalis	1	2	2	1	1	...	...	3	...	1	1	2	14	9.8	21.4
Anæmia and Debility	23	9	18	25	43	31	28	23	30	31	15	15	291	204.8	...
Rheumatism	4	2	...	2	2	1	...	3	...	1	2	...	17	12.0	...
Eye Diseases	...	1	2	3	5	15	15	13	11	22	1	1	89	62.6	...
Child-birth	...	...	...	...	...	...	...	...	...	...	...	...	...	...	...
Abortion	4	4	3	1	3	3	3	5	...	1	1	5	33	23.2	3.0
Diseases peculiar to Women	4	3	8	5	8	6	8	3	7	9	4	2	67	47.1	...
Abscess and Ulcer	2	2	4	4	8	1	5	5	5	3	4	6	49	34.5	...
Injuries	1	3	4	2	1	1	4	3	1	2	1	2	25	17.6	...
All other Causes	31	16	17	16	25	25	21	26	15	21	20	16	249	175.2	...
	97	77	92	89	143	115	119	127	97	122	80	84	1,242		
Admitted per 1,000 of the Average Strength in each Month.															
	68.5	54.6	64.8	61.7	90.5	80.5	82.7	87.7	69.4	91.2	54.9	59.4	87.0		



# WOMEN AND CHILDREN OF EUROPEAN REGIMENTS, 1871.

## VI.

TABLE showing the SICKNESS and MORTALITY among the CHILDREN of the EUROPEAN REGIMENTS serving in the MADRAS PRESIDENCY during the Year 1871, and the prevalence of the principal Diseases in each Month of the Year.

MONTHS.	Average Strength.	Average Number Daily Sick.	Number Daily Sick per 1,000 of Strength.	Number of Deaths in each Month.	Death-rate of each Month per 1,000 of Strength.	CAUSES OF DEATHS.																			
						Cholera.	Smallpox.	Measles.	Whooping Cough.	Scarlet Fever.	Intermittent Fever.	Remittent and Continued Fever.	Typhoid Fever.	Heat Apoplexy.	Dentition.	Convulsion.	Menigitis and Hydrocephalus.	Tuberc Mesenterica.	Phthisis Pulmonalis.	Dysentery.	Diarrhoea.	Anaemia and Atrophy.	Bronchitis and Pneumonia.	Croup and Epithelitis.	All other Causes.
January	2,319	45	19.4	8	3.45	...	...	...	...	...	...	...	...	...	...	1	1	3	...	2	1	...	...	...	...
February	2,361	52	22.0	7	3.06	...	...	...	1	...	...	...	...	...	1	1	1	...	...	...	1	...	...	...	1
March	2,560	44	17.1	9	3.49	...	...	...	...	...	...	...	...	...	1	3	1	1	...	...	1	...	...	...	...
April	2,609	58	22.2	13	4.98	...	...	...	...	...	...	...	...	...	1	1	1	1	...	...	4	...	...	...	1
May	2,573	81	31.5	21	8.16	3	...	...	...	1	...	1	...	...	...	1	1	1	...	...	1	...	...	...	...
June	2,607	83	31.8	15	5.76	1	...	1	...	...	2	...	...	...	...	2	2	3	1	...	...	...	...	...	...
July	2,622	72	27.5	9	3.43	...	...	...	...	...	...	...	...	...	...	...	...	...	...	2	...	...	...	...	...
August	2,643	61	23.1	17	6.43	...	...	1	2	...	1	...	...	...	...	1	1	3	1	...	1	3	...	...	1
September	2,671	76	28.5	10	3.74	...	...	...	...	...	...	...	...	...	...	3	1	1	...	...	1	...	...	...	1
October	2,578	66	25.6	8	3.10	...	...	...	...	...	...	...	...	...	...	1	...	...	1	...	...	...	...	...	...
November	2,498	46	18.4	...	2.00	...	...	...	...	...	1	...	...	...	...	...	...	...	...	...	...	...	...	...	...
December	2,340	51	21.8	5	2.14	...	...	...	...	1	...	...	...	...	...	...	2	...	...	...	...	...	...	...	1
						4	...	2	3	2	...	5	...	1	15	26	8	9	...	6	10	14	8	1	7
Died per 1,000 of Strength.																									
For the year	2,534	61	24.1	127	5.012	1.56	...	.79	1.19	.79	...	1.97	...	.39	5.92	10.26	3.16	3.55	...	2.37	6.31	5.53	3.16	.39	2.76

CAUSES OF ADMISSIONS.	NUMBER OF ADMISSIONS INTO HOSPITAL IN EACH MONTH.												Total Admitted during the Year.	Admitted per 1,000 of Strength.	Died out of each hundred treated.
	Jan.	Feb.	March.	April.	May.	June.	July.	Aug.	Sept.	Oct.	Nov.	Dec.			
Cholera	...	...	...	...	8	2	...	...	...	...	...	...	10	3.9	40.0
Smallpox	...	...	...	...	...	...	...	...	...	...	...	...	...	...	...
Measles	...	...	...	5	51	9	3	17	25	7	5	21	143	50.4	1.4
Whooping Cough	...	1	4	3	3	4	3	...	...	4	3	13	38	15.0	8.0
Scarlet Fever	...	...	...	2	4	2	...	...	...	...	...	3	11	4.3	18.2
Intermittent Fevers	14	4	16	9	4	8	11	23	6	8	2	4	109	43.0	...
Remittent and Continued Fevers	9	12	13	10	15	12	6	10	18	20	4	6	135	53.3	3.7
Typhoid Fever	...	...	...	...	...	...	...	...	...	...	...	...	...	...	...
Heat Apoplexy	...	...	1	...	...	...	...	...	...	...	...	...	1	4	...
Dysentery	12	5	7	7	5	13	10	15	7	9	5	11	106	41.8	5.7
Diarrhoea	12	15	8	17	12	29	39	28	19	14	8	8	209	82.5	7.7
Hepatitis	2	1	...	...	1	1	...	...	1	1	...	...	7	2.8	...
Spleen Disease	...	...	...	...	...	...	...	...	...	...	...	...	...	...	...
Respiratory Diseases	11	14	12	13	12	22	9	16	28	21	20	15	193	76.2	4.7
Eye Diseases	5	9	15	13	24	47	41	45	33	51	8	1	292	115.2	...
Anaemia and Debility	21	10	8	18	33	23	26	9	12	21	13	13	207	81.7	6.8
Tubercular Diseases	7	2	1	3	8	4	2	...	2	4	1	6	40	15.9	22.5
Menigitis and Hydrocephalus	1	...	2	4	1	2	1	...	2	...	...	...	13	5.1	61.5
Convulsion	3	1	3	1	9	4	3	5	22	2	1	1	35	13.8	74.3
Dentition	1	6	16	13	15	11	4	5	5	6	4	8	94	37.1	16.0
Abscess and Ulcer	2	2	4	5	7	2	5	4	4	2	...	4	41	16.2	...
Injuries	1	5	4	4	3	4	4	1	2	5	2	8	43	17.0	3.6
All other Causes	6	6	12	20	9	5	7	8	5	13	10	11	112	44.2	...
	107	93	125	147	224	204	174	186	171	188	86	133	1,839		
Admitted per 1,000 of the Average Strength in each Month.															
	46.1	39.3	48.8	56.3	87.1	78.3	66.4	68.5	64.0	72.0	34.4	56.8	725.7		

# WOMEN AND CHILDREN OF EUROPEAN REGIMENTS, 1871.

## VII.

TABLE showing the SICKNESS and MORTALITY among the WOMEN of the EUROPEAN REGIMENTS serving in the BOMBAY PRESIDENCY during the Year 1871, and the prevalence of the principal Diseases in each Month of the Year.

MONTHS.	Average Strength.	Average Number Daily Sick.	Number Daily Sick per 1,000 of Strength.	Number of Deaths.	Death-rate of the Year per 1,000 of Strength.	CAUSES OF DEATHS.														
						Cholera.	Smallpox.	Fever, Intermittent.	Fever, Remittent and Continued.	Typhoid Fever.	Heat Apoplexy.	Dysentery.	Diarrhoea.	Hepatitis.	Phthisis Pulmonalis.	Respiratory Diseases.	Heart Diseases.	Atrophy and Anæmia.	Child birth and Abortion.	All other Causes.
January	1,190	22	23.5	1							1									
February	1,246	22	17.7	1					1											
March	1,207	29	21.5	1																1
April	1,308	37	28.3	2							1									1
May	1,311	33	25.2	1																1
June	1,306	31	23.7	3					3											
July	1,301	56	43.0	1					1											
August	1,302	60	46.1	4									1	3						
September	1,300	53	40.8	4							1						1		1	1
October	1,290	49	38.0	2									1						1	
November	1,329	38	28.6	2					1										1	
December	1,301	24	18.4	1							1									
									5	1	1	3		2	3		1		3	4
Died per 1,000 of Strength.																				
For the year	1,283	38	29.6	23	17.93				408		78	234		156	234		78		234	311

CAUSES OF ADMISSIONS.	NUMBER OF ADMISSIONS INTO HOSPITAL IN EACH MONTH.												Total Admitted during the Year.	Admitted per 1,000 of Strength.	Died out of each hundred treated.	
	Jan.	Feb.	March.	April.	May.	June.	July.	Aug.	Sept.	Oct.	Nov.	Dec.				
Cholera																
Smallpox																
Fever, Intermittent	18	17	25	23	28	36	37	56	39	60	16	20	367	29.0		
" Remittent and Continued	6	6	13	20	19	11	20	11	9	8	17	7	147	11.6	3.4	
" Typhoid		1								1			2	1.6	6.0	
Heat Apoplexy				1						1			2	1.6	6.0	
Dysentery	5		4	2	2	4	6	8	3	3	2	6	45	35.0	6.7	
Diarrhoea	2	8	3	12	2	6	5	5	6	2	1	2	54	42.1		
Hepatitis		3	2	1	2	3	4	3		3	1	2	24	18.7	8.3	
Spleen Disease								2					2	1.6		
Respiratory Diseases	12	4	5	3	1	2	2	7	4	4	1	2	47	36.6		
Phthisis Pulmonalis		1		1		1	3	2	1		1		10	7.8	39.0	
Atrophy and Anæmia	1	4	4	8	6	5	12	12	10	9	8	2	81	63.1		
Rheumatism	1	2		4		1		3	4		1	1	17	13.3		
Eye Diseases	3		1	4	4	4	13	24	17	12	1	2	85	66.2		
Child-birth																
Abortion	3	2	1	4	4	3	2	4	3	1	4		31	24.2	3.2	
Diseases peculiar to Women	3	2	6	4	8	3	4	1	3	6	3		43	33.5		
Abscess and Ulcer	1	1	2	1	2	3	4	4	3		2	2	25	19.5		
Injuries	2	1		2		1	2	1			1		10	7.8		
All other Causes	9	14	7	18	9	11	27*	30*	16	10	8	1	160	124.7		
	66	66	74	108	87	94	141	173	109	129	67	47	1,152			
Admitted per 1,000 of the Average Strength in each Month.																
	55.5	53.0	61.3	82.6	66.4	72.0	108.4	132.9	83.8	93.0	50.4	36.1	89.9			

\* Dengue Fever at Aden.



# WOMEN AND CHILDREN OF EUROPEAN REGIMENTS, 1871.

## VIII.

TABLE showing the SICKNESS and MORTALITY among the CHILDREN of the EUROPEAN REGIMENTS serving in the BOMBAY PRESIDENCY during the Year 1871, and the prevalence of the principal Diseases in each Month of the Year.

MONTHS.	Average Strength.	Average Number Daily Sick.	Number Daily Sick per 1,000 of Strength.	Number of Deaths in each Month.	Death-rate of each Month per 1,000 of Strength.	CAUSES OF DEATHS.																			
						Cholera.	Smallpox.	Measles.	Hooping Cough.	Scarlet Fever.	Intermittent Fevers.	Remittent and Continued Fevers.	Typhoid Fever.	Heat Apoplexy.	Dentition.	Convulsion.	Meningitis and Hydrocephalus.	Tuberc Mesenterica.	Phthisis Pulmonalis.	Dysentery.	Diarrhoea.	Anaemia and Atrophy.	Bronchitis and Pneumonia.	Croup and Diphtheria.	All other Causes.
January	1,981	39	19.7	10	5.05	...	...	...	...	...	...	...	...	...	...	4	...	...	...	...	...	...	...	...	1
February	2,057	52	25.3	6	2.92	...	...	...	...	1	...	1	1	...	...	1	...	...	...	...	...	...	...	...	1
March	1,990	49	24.6	11	5.53	...	...	...	...	...	...	...	...	...	...	6	...	...	...	...	...	...	...	...	...
April	2,089	58	27.8	14	6.70	...	...	...	...	1	...	...	...	...	...	6	...	...	...	...	...	...	...	...	...
May	2,112	64	30.3	15	7.10	...	...	...	...	...	1	...	...	...	...	5	...	...	...	...	...	...	...	...	...
June	2,138	56	26.2	12	5.61	...	...	...	...	...	...	...	...	...	...	5	...	...	...	...	...	...	...	...	...
July	2,151	77	35.8	23	10.69	...	...	...	...	1	...	1	...	...	...	5	...	...	...	...	...	...	...	...	...
August	2,154	93	43.2	23	10.68	...	...	...	...	...	1	1	...	...	...	4	...	...	...	...	...	...	...	...	...
September	2,166	80	37.0	8	3.70	...	...	...	...	...	...	...	...	...	...	3	...	...	...	...	...	...	...	...	...
October	2,173	76	35.0	10	4.60	...	...	...	...	...	...	...	...	...	...	6	...	...	...	...	...	...	...	...	...
November	2,257	63	27.9	7	3.10	...	...	...	...	...	...	1	...	...	...	1	...	...	...	...	...	...	...	...	...
December	2,256	41	18.2	8	3.54	...	...	...	...	...	...	...	...	...	...	3	...	...	...	...	...	...	...	...	...
						...	...	3	...	3	2	4	1	...	10	49	4	3	...	8	25	16	8	2	9
Died per 1,000 of Strength.																									
For the year	2,127	62	29.1	147	69.11	...	...	1.41	...	1.41	3.29	...	...	4.70	23.04	1.88	1.41	...	3.76	11.76	7.32	3.76	9.4	4.23	...

CAUSES OF ADMISSIONS.	NUMBER OF ADMISSIONS INTO HOSPITAL IN EACH MONTH.												Total Admitted during the Year.	Admitted per 1,000 of Strength.	Died out of each hundred treated.
	Jan.	Feb.	Mar.	April.	May.	June.	July.	Aug.	Sept.	Oct.	Nov.	Dec.			
Cholera	...	...	...	...	...	...	...	...	...	...	...	...	...	...	...
Smallpox	...	...	...	...	...	...	...	...	...	...	...	...	...	...	...
Measles	1	8	8	4	4	4	5	2	1	1	4	10	52	24.5	58
Hooping Cough	...	5	1	...	...	...	1	...	2	6	...	...	15	7.1	...
Scarlet Fever	...	2	3	4	...	...	10*	9*	...	...	...	...	28	13.2	107
Intermittent Fevers	15	12	19	21	9	33	28	55	62	51	36	29	361	168.7	6
Remittent and Continued Fevers	13	4	17	15	8	3	14	11	6	24	16	4	135	63.5	3.0
Typhoid Fever	...	1	...	...	...	...	...	...	1	2	...	...	4	1.8	25.0
Heat Apoplexy	...	...	...	...	...	...	...	1	...	...	...	...	1	...	...
Dysentery	1	...	4	1	3	3	3	11	5	3	2	2	39	18.3	29.5
Diarrhoea	9	14	12	21	31	25	22	19	17	18	9	12	209	98.2	12.0
Hepatitis	1	...	...	1	1	...	...	...	...	1	...	...	4	1.8	...
Spleen Disease	...	...	...	...	1	...	1	...	...	...	...	...	2	...	...
Respiratory Diseases	6	8	9	6	9	3	6	13	7	5	9	7	88	41.4	11.4
Eye Diseases	3	7	3	23	11	13	63	73	43	60	10	6	295	138.7	...
Anaemia and Debility	4	6	4	4	5	6	12	13	9	6	7	12	88	41.4	18.2
Tubercular Diseases	2	2	...	...	2	4	2	1	...	...	...	2	15	7.1	20.9
Meningitis and Hydrocephalus	...	...	...	1	1	1	1	...	...	1	1	...	6	2.8	66.7
Convulsion	4	1	5	6	6	7	5	4	4	6	1	...	51	24.0	96.1
Dentition	6	4	3	16	3	5	19	10	8	14	6	...	91	42.8	11.0
Abscess and Ulcer	2	3	1	5	3	3	1	1	2	3	...	2	26	12.2	...
Injuries	3	4	3	1	2	4	4	2	2	5	1	1	34	16.0	...
All other Causes	4	2	10	8	9	4	7	12	7	4	4	4	75	35.3	6.7
	75	83	102	137	108	118	194	238	177	190	106	90	1,619		
Admitted per 1,000 of the Average Strength in each Month.															
	35.4	40.4	54.3	65.6	51.1	55.2	90.2	110.3	81.7	87.4	47.0	29.9	76.2		

\* Dengue Fever at Aden.

# WOMEN AND CHILDREN OF EUROPEAN REGIMENTS, 1871.

## IX.

TABLE showing the DISTRIBUTION by STATIONS of the DEATHS of the WOMEN of EUROPEAN REGIMENTS.

STATIONS.	Average Strength for the period of occupation.	CAUSES OF DEATHS.															Total Deaths of the Year.	DIED PER 1,000 OF STRENGTH.		
		Cholera.	Smallpox.	Intermittent Fevers.	Remittent and Continued Fevers.	Typhoid Fever.	Heat Apoplexy.	Dysentery.	Diarrhoea.	Hepatitis.	Phthisis Pulmonalis.	Respiratory Diseases.	Heart Diseases.	Atrophy and Anæmia.	Child-birth and Abortion.	All other Causes.		A. Cholera.	B. All other Causes.	C. All Causes.
Presidency Depot	...	...	...	...	...	...	...	...	...	...	...	...	...	...	...	...	...	...	...	
Deolalee Depot, Bengal Troops	...	...	...	...	...	...	...	...	...	...	...	...	...	...	...	...	...	...	...	
Women on the march	...	...	...	...	1	...	...	...	...	...	...	...	...	...	...	...	...	...	...	
Fort William	99	...	...	...	...	...	...	...	...	2	...	...	...	...	...	...	20.20	20.20	20.20	
Dum-Dum	64	...	...	...	...	...	...	...	...	1	...	...	...	1	...	...	15.62	15.62	15.62	
Barrackpore	56	...	...	...	...	...	...	...	...	1	...	...	...	1	...	...	35.72	35.72	35.72	
	219	...	...	...	...	...	...	...	...	1	2	...	...	1	1	...	22.83	22.83	22.83	
Hazareebangh	87	2	...	...	...	...	...	...	...	...	...	1	...	...	...	...	22.99	11.49	34.48	
Dinapore	100	1	...	...	1	...	...	1	1	...	...	...	...	...	...	...	10.00	30.00	40.00	
Benares	61	...	...	...	...	...	...	...	...	...	...	...	...	...	...	...	...	...	...	
Chunar	4	...	...	...	...	...	...	...	...	...	...	...	...	...	...	...	...	...	...	
Fyzabad	80	...	...	...	...	...	...	...	...	1	...	...	...	...	...	...	12.50	12.50	12.50	
Lucknow	279	5	...	...	...	...	...	1	...	1	...	...	...	...	...	...	7.17	25.09	25.09	
Seetapore	62	...	...	...	1	...	...	...	...	...	...	...	...	...	...	...	16.13	16.13	16.13	
Futtehghur	12	...	...	...	...	...	...	...	...	...	...	...	...	...	...	...	...	...	...	
Cawnpore	90	1	...	...	1	...	...	...	1	...	1	...	...	...	...	...	11.11	33.33	44.44	
Allahabad	72	...	...	...	...	1	...	...	...	1	...	...	...	...	...	...	41.67	41.67	41.67	
	847	9	...	...	3	1	...	2	2	1	4	...	1	...	...	...	16.52	27.15	27.15	
Shahjehanpore	47	...	...	...	...	1	...	...	...	...	...	...	...	...	...	...	21.28	21.28	21.28	
Bareilly	59	...	1	...	...	...	...	...	...	...	1	...	...	...	...	...	33.90	33.90	33.90	
Moradabad	14	...	...	...	...	...	...	...	...	...	...	...	...	...	...	...	...	...	...	
Roorkee	48	...	...	...	...	...	...	...	...	...	...	...	...	...	...	...	...	...	...	
Meerut	196	...	...	...	...	...	...	1	1	...	2	1	...	...	1	1	35.71	35.71	35.71	
Delhi	53	...	...	...	...	...	...	2	...	1	...	...	...	...	...	...	56.60	56.60	56.60	
Muttra	52	...	...	...	...	...	...	...	...	...	...	...	...	...	...	...	...	...	...	
	470	1	...	...	1	...	...	3	1	...	3	2	...	...	1	1	27.66	27.66	27.66	
Agra	103	...	...	...	1	...	...	...	...	1	1	...	...	...	...	...	29.13	29.13	29.13	
Morar	119	...	...	...	...	...	...	...	...	...	...	...	...	...	1	...	8.40	8.40	8.40	
Gwalior Citadel	33	...	...	...	...	1	...	...	...	...	...	...	...	...	1	...	30.30	30.30	30.30	
Jhansi	42	...	...	...	2	...	...	1	...	...	1	...	...	...	...	...	95.24	95.24	95.24	
Nongong	22	...	...	...	...	...	...	...	...	...	...	...	...	...	...	...	...	...	...	
Saugor	68	...	...	...	1	...	...	...	...	...	...	...	...	...	...	...	14.71	14.71	14.71	
Jubbulpore	29	...	...	...	...	...	...	...	...	...	...	...	...	...	...	...	...	...	...	
	415	...	...	...	4	1	...	1	...	...	1	2	...	...	1	...	24.10	24.10	24.10	
Umballa	130	...	...	...	...	...	...	1	...	...	1	1	...	...	1	...	30.77	30.77	30.77	
Jullundur	94	...	...	...	1	...	...	...	...	...	...	...	...	...	1	1	31.91	31.91	31.91	
Ferozepore	135	...	...	...	...	...	...	...	...	1	1	...	...	...	...	...	14.81	14.81	14.81	
Mooltan	115	...	...	...	2	...	...	...	...	2	...	1	...	...	2	...	60.87	60.87	60.87	
Sialkote	137	...	...	...	2	...	...	1	2	...	...	...	1	...	...	...	51.10	51.10	51.10	
Unrishtur	7	...	...	...	...	...	...	...	...	...	...	...	...	...	...	...	...	...	...	
Fort Lahore	1	...	...	...	...	...	...	...	...	...	...	...	...	...	...	...	...	...	...	
Meeran Meer	129	...	...	...	1	...	...	...	...	...	1	...	...	...	1	1	38.76	38.76	38.76	
Rawalpindoe	121	...	...	...	...	...	...	...	...	2	...	...	...	...	...	...	16.53	16.53	16.53	
Campbellpore	30	...	...	...	...	...	...	...	...	...	1	...	...	...	1	...	66.67	66.67	66.67	
Attock	5	...	...	...	...	...	...	...	...	...	...	...	...	...	...	...	...	...	...	
Nowshera	51	...	...	...	1	...	...	1	...	...	...	...	...	...	...	...	39.22	39.22	39.22	
Peshawar	...	...	...	...	...	...	...	...	...	...	...	...	...	...	...	...	...	...	...	
Cherat*	180	...	...	...	3	...	...	1	...	...	...	1	...	1	...	...	33.33	33.33	33.33	
	1,135	...	...	...	10	...	...	2	4	3	3	3	2	...	6	4	35.24	35.24	35.24	
Darjeeling	15	...	...	...	...	...	...	...	...	...	...	...	...	...	...	...	...	...	...	
Nynee Tal	23	...	...	...	...	...	...	...	...	...	...	...	...	...	...	...	...	...	...	
Landsour	15	...	...	...	...	...	...	...	...	...	...	...	...	...	...	...	...	...	...	
Raneekhet	28	...	...	...	...	...	...	...	1	...	...	...	...	...	...	...	35.71	35.71	35.71	
Choukrata	96	...	...	...	...	...	...	...	...	...	...	...	...	...	...	...	...	...	...	
Kussowlie	61	...	...	...	...	...	...	1	...	...	1	...	...	...	...	...	32.79	32.79	32.79	
Dagshale	98	...	...	...	...	...	...	...	...	...	...	...	1	...	...	...	20.41	20.41	20.41	
Subathoo	80	...	...	...	...	...	...	1	1	...	...	...	1	1	...	...	50.00	50.00	50.00	
Jutogh	4	...	...	...	...	...	...	...	...	1	...	...	...	...	...	...	...	...	...	
Dhumsalla	6	...	...	...	...	...	...	1	...	...	...	...	...	...	...	...	...	...	...	
Dalhousie	2	...	...	...	...	...	...	...	...	...	...	...	...	...	...	...	...	...	...	
Chumba	...	...	...	...	...	...	...	...	...	...	...	...	...	...	...	...	...	...	...	
Hemara	1	...	...	...	...	...	...	...	...	...	...	...	...	...	...	...	...	...	...	
Murree (6 months)	135	...	...	...	1	...	...	...	...	...	...	...	...	...	...	...	...	...	...	
	509	...	...	...	1	...	...	1	3	2	2	...	...	1	1	2	26.00	26.00	26.00	
	3,680	9	1	...	10	3	2	11	9	7	15	7	3	2	10	7	105	2.45	28.53	

\* No deaths occurred among women at Cherat.



STATIONS.	Average Strength for the period of occupation.	CAUSES OF DEATHS.														Total Deaths of the Year.	DIED PER 1,000 OF STRENGTH.			
		Cholera.	Smallpox.	Intermittent Fevers.	Remittent and Continued Fevers.	Typhoid Fever.	Heat Apoplexy.	Dysentery.	Diarrhoea.	Hepatitis.	Pneumonia.	Respiratory Diseases.	Heart Diseases.	Atrophy and Anæmia.	Childbirth and Abortion.		All other Causes.	A. Cholera.	B. All other Causes.	C. All Causes.
Women marching, Bombay Presidency Deolale Depot, Bombay Troops Poona Depot Colaba Depot	11 7						1										1			
Women marching, Madras Presidency Poonamallee and Presidency Depôts Deolale Depot, Madras Troops Poona and Bombay Depôts	35				1						1						2 1			
Nusserabad Nemuch Indore Mhow Deesa Ahmedabad and Baroda Kurrachee and Ghizee Hyderabad Aden	71 30 118 210 118 38 106 24 67									1						2	3 1 6 2 2 1 2	42.25 33.33 16.95 28.57 16.95 52.63 9.43 29.85	42.25 33.33 16.95 28.57 16.95 52.63 9.43 29.85	
	664				5	1	1		1	3					3	3	17	25.69	25.69	
Bombay Asserghur Ahmednuggur Poona and Kirkee Saffara Belgaum	57 2 96 259 23 107																2 2 1	29.41 8.09 9.34	29.41 8.09 9.34	
Secunderabad Kamptee	296 151	2					2	1	1						1		6 1	8.85 6.62	17.70 6.62	
	944	2				1	3	2	1		1		1	1	1	12	2.19	10.91	13.13	
Madras St. Thomas' Mount Bellary Trichinopoly Bangalore Cannanore Mallapuram Calicut	166 76 164 49 231 160 13 10																1 3 2 4 2 1	13.16 27.78 50.00 17.32 23.81	13.16 27.78 50.00 17.32 23.81	
	687	1			1		1		1	3	2		1	2	1	13	1.46	17.46	18.92	
Rangoon Tongoo Thayetmyo Port Blair	101 39 56 8						1										1	9.62	9.62	
	267						1									1	4.83	4.83		
Mount Abou Poonundhur	22 5																			
Ramandroog Wellington	7 72															2	2	27.78	27.78	
	106															2	2	18.87	18.87	
Army of Bengal	3,680	9	1		19	3	2	11	9	7	15	7	3	2	10	7	105	2.45	26.08	
Army of Madras	1,421	3			3			4	2	1	3	3		1	3	3	26	2.11	16.19	
Army of Bombay	1,283				5	1	1	3		2	3		1		3	4	23	17.93	17.93	
Army of India	6,384	12	1		27	4	3	18	11	10	21	10	4	3	16	14	154	1.88	22.24	

# WOMEN AND CHILDREN OF EUROPEAN REGIMENTS, 1871.

## X.

TABLE showing the DISTRIBUTION by STATIONS of the DEATHS of the CHILDREN of EUROPEAN REGIMENTS.

STATIONS.	Average Strength for the period of observation.	CAUSES OF DEATHS.																			Total Deaths of the Year.	DIED PER 1,000 OF STRENGTH.				
		Cholera.	Smallpox.	Measles.	Hooping Cough.	Scarlet Fever.	Intermittent Fevers.	Remittent and Continued Fevers.	Typhoid Fever.	Heat Apoplexy.	Dentition.	Convulsion.	Meningitis and Hydrocephalus.	Tubercles of the Lungs.	Phthisis Pulmonalis.	Dysentery.	Diarrhoea.	Anæmia and Atrophy.	Bronchitis and Pneumonia.	Croup and Diphtheria.		All other Causes.	A. Cholera.	B. All other Causes.	C. All Causes.	
Presidency Depot	...	...	...	...	...	...	...	...	...	...	...	...	...	...	...	...	...	...	...	...	...	...	...	...	...	
Deolalee Depot, Bengal Troops.	...	...	...	...	...	...	...	...	...	...	...	...	...	...	...	...	...	...	...	...	...	...	...	...	...	
Children on the march	...	...	...	1	...	...	...	...	...	...	...	...	...	...	...	...	...	...	...	...	...	...	...	...	...	
Fort William	174	...	...	...	...	...	...	1	...	...	...	2	...	1	...	...	2	1	...	...	...	...	...	40.23	40.23	
Dum-Dum	115	...	...	...	...	...	...	1	...	...	...	3	...	...	...	...	3	1	1	...	...	...	...	78.26	78.26	
Barrackpore	107	...	...	...	...	...	...	...	...	...	...	1	...	1	...	...	1	...	1	...	...	...	...	46.73	46.73	
	396	...	...	...	...	...	...	2	...	...	...	6	...	2	...	...	6	2	2	...	1	21	...	53.03	53.03	
Hazareebaugh	113	...	...	...	...	...	...	2	...	...	...	1	1	...	...	...	5	...	...	...	4	17	...	150.44	150.44	
Dinapore	200	...	...	...	...	...	...	1	...	...	3	1	...	...	...	...	5	...	...	...	15	...	...	75.00	75.00	
Benares	114	...	...	...	...	...	...	1	...	...	...	1	1	...	...	...	6	...	1	...	12	...	...	105.26	105.26	
Chunar	8	...	...	...	...	...	...	...	...	...	...	...	...	...	...	...	...	...	...	...	...	...	...	...	...	
Fyzabad	123	...	...	...	...	...	...	...	...	...	...	...	...	...	...	...	...	...	...	...	...	...	...	...	...	
Lucknow	448	4	...	5	1	...	...	3	...	...	5	5	2	...	...	2	10	5	1	...	43	8.93	...	87.05	95.98	
Seetapore	117	...	...	...	...	...	...	1	...	...	1	1	1	...	...	...	1	...	...	...	6	...	...	41.28	51.28	
Futteeahgur	31	...	...	...	...	...	...	...	...	...	...	1	1	...	...	...	...	...	...	...	1	...	...	32.26	32.26	
Cawnpore	115	...	...	2	...	...	...	1	...	...	3	2	1	...	...	2	5	1	...	...	1	17	...	147.83	147.83	
Allahabad	124	1	...	1	...	...	...	1	1	...	...	4	...	1	...	1	1	1	...	1	13	8.06	...	96.78	104.84	
	1,390	5	...	8	1	...	1	9	1	...	13	15	7	1	...	5	35	12	2	2	12	129	3.59	89.02	92.61	
Shahjehanpore	62	...	...	1	...	...	...	...	...	...	1	1	...	...	...	...	...	1	...	...	4	...	...	64.52	64.52	
Bareilly	105	...	...	1	...	...	...	1	...	...	5	...	...	...	...	...	1	...	...	...	8	...	...	76.19	76.19	
Moradabad	32	...	...	...	...	...	...	...	...	...	1	...	...	...	...	...	...	...	...	...	1	...	...	31.25	31.25	
Rooskee	71	...	...	...	...	...	...	...	...	...	...	...	1	...	...	...	...	...	...	...	1	...	...	14.08	14.08	
Meerut	371	...	...	2	...	...	...	3	...	...	6	1	3	1	...	2	4	7	3	...	5	37	...	99.73	99.73	
Delhi	80	...	...	...	...	...	...	1	...	...	...	...	...	...	...	1	2	...	...	1	6	...	...	75.00	75.00	
Muttra	99	...	...	...	...	...	...	1	...	...	2	...	...	...	...	...	...	...	...	1	5	...	...	50.50	50.50	
	820	...	...	4	...	...	...	6	...	...	9	8	3	2	...	3	7	8	3	2	7	62	...	75.61	75.61	
Agra	118	...	...	...	...	...	...	2	...	...	1	3	...	1	...	...	4	...	...	1	12	...	...	101.70	101.70	
Morar	213	1	...	...	...	...	...	1	...	...	2	2	2	...	...	...	2	1	1	...	13	4.69	...	56.34	61.03	
Gwalior Citadel	62	...	...	...	...	...	...	2	...	...	1	...	...	...	...	...	...	3	...	...	7	...	...	112.90	112.90	
Jhansi	87	...	...	...	...	...	...	...	...	...	1	...	...	...	...	...	...	...	...	1	9	...	...	103.45	103.45	
Nowgong	38	...	...	...	...	...	...	3	...	...	2	...	...	...	...	...	...	...	...	...	5	...	...	131.58	131.58	
Saugor	101	...	...	...	...	...	...	...	...	...	1	...	...	...	...	...	...	...	...	...	4	...	...	39.60	39.60	
Jubbulpore	63	...	...	...	...	...	...	...	...	...	...	...	...	...	...	...	3	1	...	...	4	...	...	63.49	63.49	
	682	1	...	...	1	...	...	2	8	...	2	7	6	2	2	...	1	10	8	1	1	2	54	1.47	77.71	79.18
Umballa	149	...	...	...	...	...	...	1	...	...	5	...	...	...	...	...	6	...	3	1	1	17	...	...	114.10	114.10
Jullundur	126	...	...	...	...	...	...	3	...	...	1	...	2	1	2	...	3	2	1	2	1	18	...	...	142.86	142.86
Ferozepore	179	...	...	...	...	...	...	...	...	...	...	1	1	...	...	...	9	3	2	...	16	...	...	89.39	89.39	
Mooltan	189	...	...	...	...	...	...	...	...	...	...	4	...	2	...	...	3	5	...	...	22	...	...	116.40	116.40	
Sealkote	272	...	...	...	...	...	...	1	...	...	1	2	1	1	...	...	1	4	...	...	12	...	...	44.12	44.12	
Unrishtar	12	...	...	...	...	...	...	...	...	...	...	...	...	...	...	...	1	...	...	...	1	...	...	83.33	83.33	
Fort Lahore	2	...	...	...	...	...	...	...	...	...	...	...	...	...	...	...	...	...	...	...	...	...	...	...	...	
Mean Meer	200	...	...	...	...	...	...	6	...	...	2	...	1	1	...	...	1	...	2	2	15	...	...	75.00	75.00	
Rawalpindie	182	...	...	...	...	...	...	1	...	...	1	...	2	...	1	...	1	1	2	2	11	...	...	60.44	60.44	
Campbellpore	56	...	...	...	...	...	...	...	...	...	...	1	2	1	...	...	3	...	1	...	9	...	...	160.72	160.72	
Attock	8	...	...	...	...	...	...	...	...	...	...	...	...	...	...	...	...	...	...	...	...	...	...	...	...	
Nowshera	84	...	...	...	...	...	...	5	...	...	...	...	1	...	...	...	1	2	1	1	11	...	...	130.95	130.95	
Peshawar	241	...	...	5	...	...	...	...	...	...	...	5	...	2	...	...	1	5	1	2	3	2	...	...	130.95	130.95
Cherat (4 months)	30	...	...	...	...	...	...	...	...	...	...	1	1	1	...	...	...	...	...	...	5	...	...	...	...	
	1,711	...	...	5	...	11	5	21	...	2	3	19	6	8	...	2	37	17	12	8	9	165	...	...	96.43	96.43
Darjeeling	23	...	...	...	...	...	...	...	...	...	...	...	...	...	...	...	...	...	1	...	1	...	...	...	43.48	43.48
Nynee Tal	32	...	...	...	...	...	...	...	...	...	...	...	...	...	...	...	...	...	...	...	...	...	...	...	...	...
Ladnoor	26	...	...	...	...	...	...	...	...	...	...	...	...	...	...	...	...	...	...	...	...	...	...	...	...	...
Raneekhet	55	...	...	...	...	...	...	...	...	...	...	...	...	...	...	...	...	...	...	...	2	...	...	...	36.26	36.26
Chackrata	191	...	...	...	...	...	...	...	...	...	1	1	1	...	...	...	...	1	1	1	1	13	...	...	68.06	68.06
Kussowlie	121	...	...	...	...	...	...	...	...	...	...	...	...	...	...	...	1	4	2	...	1	9	...	...	74.38	74.38
Dagshale	151	...	...	...	...	...	...	...	...	...	1	1	...	...	...	...	3	3	1	...	9	...	...	59.60	59.60	
Subathoo	125	...	...	...	...	...	...	...	...	...	...	1	...	1	...	1	1	2	1	...	7	...	...	56.00	56.00	
Jetogh	9	...	...	...	...	...	...	...	...	...	...	...	...	...	...	...	...	...	...	...	...	...	...	...	...	...
Dharmasalla	10	...	...	...	...	...	...	...	...	...	...	...	...	...	...	...	...	...	...	...	...	...	...	...	...	...
Dalhousie	2	...	...	...	...	...	...	...	...	...	...	...	...	...	...	...	...	...	...	...	...	...	...	...	...	...
Chumba	...	...	...	...	...	...	...	...	...	...	...	...	...	...	...	...	...	...	...	...	...	...	...	...	...	...
Huzara	3	...	...	...	...	...	...	...	...	...	...	...	...	...	...	...	...	...	...	...	...	...	...	...	...	...
Murree (6 months)	265	...	...	11	7	...	...	1	...	...	4	1	...	...	...	...	1	...	2	...	27	...	...	101.89	101.89	
	890	...	...	11	14	...	...	1	...	...	6	4	1	1	...	2	9	10	5	2	2	68	...	...	76.40	76.40
	6,039	6	...	29	16	12	9	46	1	4	39	61	22	18	...	13	108	58	28	15	35	520	1.00	85.11	86.11	



STATIONS.	Average Strength for the period of observation.	CAUSES OF DEATHS.																			Total Deaths of the Year.	DIED PER 1,000 OF STRENGTH.			
		Cholera.	Smallpox.	Measles.	Whooping Cough.	Scarlet Fever.	Intermittent Fevers.	Remittent and Continued Fevers.	Typhoid Fevers.	Heat Apoplexy.	Dentition.	Convulsion.	Meningitis and Hydrocephalus.	Tubercle Meningitis.	Phthisis Pulmonalis.	Dysentery.	Diarrhea.	Anæmia and Atrophy.	Bronchitis and Pneumonia.	Croup and Diphtheria.		All other Causes.	A. Cholera.	B. All other Causes.	C. All Causes.
Children marching, Bombay Presidency	...	...	...	...	...	...	...	...	...	...	...	1	...	...	...	...	...	...	...	...	...	1	...	...	...
Deolalce Depôt, Bombay Troops	...	...	...	...	...	1	...	...	...	...	...	...	...	...	...	...	...	...	...	...	...	1	...	...	...
Poona Depôt	18	...	...	...	...	...	...	...	...	...	...	...	...	...	...	...	1	1	...	...	...	2	...	...	...
Colaba Depôt	13	...	...	...	...	...	...	...	...	...	...	...	...	...	...	...	...	...	...	...	...	...	...	...	...
Children marching, Madras Presidency	...	...	...	...	...	...	...	...	...	...	...	...	...	...	...	...	...	...	...	...	...	...	...	...	...
Poomalallee and Presidency Depôt	71	...	...	1	...	...	...	...	...	...	...	...	...	...	...	...	1	...	...	...	...	2	...	...	...
Deolalce Depôt, Madras Troops	...	...	...	...	...	...	...	...	...	...	...	...	...	...	...	...	...	1	...	...	...	1	...	...	...
Poona and Bombay Depôts	...	...	...	...	...	...	...	...	...	...	...	...	...	...	...	...	...	...	...	...	...	...	...	...	...
Nusseerabad	107	...	...	...	...	...	1	...	...	...	...	3	...	...	...	1	2	3	...	...	1	11	...	102.89	102.80
Neemuch	52	...	...	...	...	...	...	...	...	...	2	1	...	...	...	...	...	...	1	...	...	4	...	76.92	76.92
Indore	...	...	...	...	...	...	...	...	...	...	...	...	...	...	...	...	...	...	...	...	...	...	...	...	...
Mhow	368	...	...	1	...	...	1	...	...	...	1	8	1	...	...	...	5	3	...	...	1	21	...	57.06	57.06
Deesa	235	...	...	...	...	...	...	...	...	...	1	13	1	...	...	...	3	6	1	1	...	27	...	114.93	114.93
Ahmedabad and Baroda	78	...	...	...	...	...	...	...	...	...	...	4	...	...	...	...	1	...	...	...	...	6	...	76.92	76.92
Kurrachee and Ghizee	127	...	...	...	...	...	...	...	...	...	...	...	...	...	...	1	4	2	2	...	1	11	...	86.61	86.61
Hyderabad	39	...	...	...	...	...	...	...	...	...	1	...	...	...	...	...	...	...	...	...	...	1	...	33.33	33.33
Aden	121	...	...	...	...	...	...	1	...	...	2	3	...	...	...	...	1	...	...	...	...	8	...	66.12	66.12
	1,118	...	...	1	...	...	2	3	...	...	7	32	2	1	...	6	18	10	4	...	3	89	...	79.61	79.61
Bombay	89	...	...	...	...	...	...	...	...	...	1	1	...	...	...	...	2	1	...	...	...	5	...	56.82	56.82
Anaerghur	5	...	...	...	...	...	...	...	...	...	...	...	...	...	...	...	1	...	...	...	...	1	...	...	...
Ahmednuggur	145	...	...	...	...	...	1	...	...	...	...	3	1	...	...	...	1	...	...	...	2	9	...	62.07	62.07
Poona and Kirkee	389	...	...	2	...	2	...	1	...	...	1	10	1	2	...	1	2	3	...	1	26	...	66.84	66.84	
Sattara	35	...	...	...	...	...	...	...	...	...	...	...	...	...	...	...	...	...	...	...	1	...	28.57	28.57	
Belgaum	197	...	...	...	...	...	...	...	...	...	...	2	...	...	...	...	1	3	...	1	11	...	55.84	55.84	
Secunderabad	405	4	...	...	...	...	...	...	...	...	5	4	...	1	...	1	3	3	1	1	2	25	9.88	51.85	61.73
Kamptee	257	...	...	1	...	1	...	5	...	...	...	2	...	...	...	...	...	...	...	...	...	15	...	58.37	58.37
	1,521	4	...	2	1	3	...	6	1	...	7	22	2	5	...	4	12	8	5	3	8	93	2.63	58.51	61.14
Madras	171	...	...	1	...	...	...	...	...	...	1	3	...	1	...	...	2	...	...	...	...	8	...	46.78	46.78
St. Thomas' Mount	154	...	...	...	...	...	...	...	...	...	1	2	1	...	...	...	1	...	...	...	1	7	...	45.45	45.45
Bellary	293	...	...	...	...	...	...	...	...	...	...	2	...	3	...	1	3	...	1	...	...	10	...	49.26	49.26
Trichinopoly	65	...	...	...	...	...	...	...	...	...	...	1	...	...	...	...	1	...	...	...	...	2	...	30.77	30.77
Bangalore	430	...	...	...	...	1	...	...	...	...	...	3	2	...	1	...	...	2	1	...	...	12	...	27.91	27.91
Cannanore	169	...	...	...	...	...	...	...	...	...	...	4	2	...	...	...	...	3	2	...	1	12	...	64.62	64.62
Mallapoerum	18	...	...	...	...	...	...	...	...	...	...	...	...	...	...	...	...	...	...	...	...	...	...	...	...
Calicut	9	...	...	...	...	...	...	...	...	...	...	...	...	...	...	...	...	...	...	...	...	...	...	...	...
	1,309	...	...	1	1	...	...	...	1	6	13	2	5	...	1	5	8	4	...	4	51	...	42.18	42.18	
Rangoon	203	...	...	1	...	...	...	...	...	...	1	4	4	1	...	3	3	1	1	...	1	20	...	98.52	98.52
Toungoo	76	...	...	...	...	...	...	...	...	...	1	...	...	...	...	...	...	...	...	...	1	...	13.17	13.17	
Thayetmye	118	...	...	...	...	...	...	...	...	...	2	3	1	...	...	...	2	...	...	...	8	...	67.89	67.89	
Port Blair	19	...	...	...	...	...	...	...	...	...	...	...	...	...	...	...	...	...	...	...	...	...	...	...	...
	416	...	...	1	...	...	...	...	...	...	4	7	5	1	...	3	5	1	1	...	1	29	...	69.71	69.71
Mount Abo	38	...	...	...	...	...	...	...	...	...	...	...	...	...	...	...	...	...	...	...	...	...	...	...	...
Poorundhar	13	...	...	...	...	...	...	...	...	...	1	...	...	...	...	...	...	...	...	...	...	1	...	...	...
Ramandroog	15	...	...	...	...	...	...	...	...	...	...	...	...	...	...	...	...	...	...	...	...	...	...	...	...
Wellington	152	...	...	1	...	...	...	...	...	...	...	...	1	...	...	...	...	2	...	...	...	4	...	26.32	26.32
	218	...	...	1	...	...	...	...	...	...	1	...	1	...	...	...	...	2	...	...	...	5	...	...	...
Army of Bengal	6,039	6	...	29	16	12	9	46	1	4	39	61	22	18	...	13	108	58	28	15	35	520	1.00	85.11	86.11
Army of Madras	2,534	4	...	2	3	2	...	5	...	1	15	26	8	9	...	6	16	14	8	1	7	127	1.58	48.34	50.12
Army of Bombay	2,127	...	...	3	...	3	2	4	1	...	10	49	4	3	...	8	25	16	8	2	9	147	...	69.11	69.11
Army of India	10,700	10	...	34	19	17	11	55	2	5	64	136	34	30	...	27	149	88	44	18	51	794	.93	73.28	74.21

# WOMEN AND CHILDREN OF EUROPEAN REGIMENTS, 1871.

## XI.

TABLE showing the DISTRIBUTION by STATIONS of the CHOLERA of the WOMEN of EUROPEAN REGIMENTS.

STATIONS.	Average Strength for the period of observation.	NUMBER OF ADMISSIONS FROM CHOLERA IN EACH MONTH.												Total Admissions of the Year.	Deaths of the Year.	Death-rate per 1,000 of Strength.
		Jan.	Feb.	Mar.	April.	May.	June.	July.	Aug.	Sept.	Oct.	Nov.	Dec.			
Presidency Depot	...	...	...	...	...	...	...	...	...	...	...	...	...	...	...	...
Deolalee Depot, Bengal Troops	...	...	...	...	...	...	...	...	...	...	...	...	...	...	...	...
Women on the march	...	...	...	...	...	...	...	...	...	...	...	...	...	...	...	...
Port William	99	...	...	...	...	...	...	...	...	...	...	...	...	...	...	...
Dum-Dum	64	...	...	...	...	...	...	...	...	...	...	...	...	...	...	...
Barrackpore	56	...	...	...	...	...	...	...	...	...	...	...	...	...	...	...
	219	...	...	...	...	...	...	...	...	...	...	...	...	...	...	...
Hazareebaugh	87	...	...	...	...	...	2	...	...	...	...	...	...	2	2	...
Dinapore	100	...	...	...	...	...	...	...	...	...	...	...	1	1	1	...
Bemares	61	...	...	...	...	...	...	...	...	...	...	...	...	...	...	...
Chunar	4	...	...	...	...	...	...	...	...	...	...	...	...	...	...	...
Fyzabad	80	...	...	...	...	...	...	...	...	...	...	...	...	...	...	...
Lucknow	279	...	...	...	...	...	...	...	...	...	...	7	...	7	5	...
Seelapore	62	...	...	...	...	...	...	...	...	...	...	...	...	...	...	...
Futteeahur	12	...	...	...	...	...	...	...	...	...	...	...	...	...	...	...
Cawnpore	90	...	...	...	...	2	...	...	...	...	...	...	...	2	1	...
Allahabad	72	...	...	1	...	...	...	...	...	...	...	...	...	1	...	...
	847	...	...	1	...	2	2	...	...	...	...	7	1	13	9	10.63
Shahjehanpore	47	...	...	...	...	...	...	...	...	...	...	...	...	...	...	...
Bareilly	59	...	...	...	...	...	...	...	...	...	...	...	...	...	...	...
Moradabad	14	...	...	...	...	...	...	...	...	...	...	...	...	...	...	...
Roorkee	48	...	...	...	...	...	...	...	...	...	...	...	...	...	...	...
Meerut	196	...	...	...	...	...	...	...	...	...	...	...	...	...	...	...
Delhi	53	...	...	...	...	...	...	...	...	...	...	...	...	...	...	...
Muttra	52	...	...	...	...	...	...	...	...	...	...	...	...	...	...	...
	470	...	...	...	...	...	...	...	...	...	...	...	...	...	...	...
Agra	103	...	...	...	...	...	...	...	...	...	...	...	...	...	...	...
Moor	119	...	...	...	...	...	...	...	...	...	...	...	...	...	...	...
Gwalior Citadel	33	...	...	...	...	...	...	...	...	...	...	...	...	...	...	...
Jhansi	42	...	...	...	...	...	...	...	...	...	...	...	...	...	...	...
Nongong	22	...	...	...	...	...	...	...	...	...	...	...	...	...	...	...
Saugor	68	...	...	...	...	...	...	...	...	...	...	...	...	...	...	...
Jubbulpore	29	...	...	...	...	...	...	...	...	...	...	...	...	...	...	...
	415	...	...	...	...	...	...	...	...	...	...	...	...	...	...	...
Umballa	130	...	...	...	...	...	...	...	...	...	...	...	...	...	...	...
Jullundur	94	...	...	...	...	...	...	...	...	...	...	...	...	...	...	...
Ferozepore	135	...	...	...	...	...	...	...	...	...	...	...	...	...	...	...
Mooltan	115	...	...	...	...	...	...	...	...	...	...	...	...	...	...	...
Sealkote	137	...	...	...	...	...	...	...	...	...	...	...	...	...	...	...
Unrisur	7	...	...	...	...	...	...	...	...	...	...	...	...	...	...	...
Fort Lahore	1	...	...	...	...	...	...	...	...	...	...	...	...	...	...	...
Meen Meer	129	...	...	...	...	...	...	...	...	...	...	...	...	...	...	...
Rawalpindie	121	...	...	...	...	...	...	...	...	...	...	...	...	...	...	...
Campbellpore	39	...	...	...	...	...	...	...	...	...	...	...	...	...	...	...
Attock	5	...	...	...	...	...	...	...	...	...	...	...	...	...	...	...
Noushera	51	...	...	...	...	...	...	...	...	...	...	...	...	...	...	...
Peshawur	189	...	...	...	...	...	...	...	...	...	...	...	...	...	...	...
Cherat	...	...	...	...	...	...	...	...	...	...	...	...	...	...	...	...
	1,135	...	...	...	...	...	...	...	...	...	...	...	...	...	...	...
Darjeeling	15	...	...	...	...	...	...	...	...	...	...	...	...	...	...	...
Nynee Tal	23	...	...	...	...	...	...	...	...	...	...	...	...	...	...	...
Landour	15	...	...	...	...	...	...	...	...	...	...	...	...	...	...	...
Raneekhet	28	...	...	...	...	...	...	...	...	...	...	...	...	...	...	...
Chuckrata	96	...	...	...	...	...	...	...	...	...	...	...	...	...	...	...
Kussowlie	61	...	...	...	...	...	...	...	...	...	...	...	...	...	...	...
Dugshaie	98	...	...	...	...	...	...	...	...	...	...	...	...	...	...	...
Subathoo	80	...	...	...	...	...	...	...	...	...	...	...	...	...	...	...
Jutogh	4	...	...	...	...	...	...	...	...	...	...	...	...	...	...	...
Dharmasalla	6	...	...	...	...	...	...	...	...	...	...	...	...	...	...	...
Dalhousie	2	...	...	...	...	...	...	...	...	...	...	...	...	...	...	...
Chumba	...	...	...	...	...	...	...	...	...	...	...	...	...	...	...	...
Huzara	1	...	...	...	...	...	...	...	...	...	...	...	...	...	...	...
Murree (6 months)	135	...	...	...	...	...	...	...	...	...	...	...	...	...	...	...
	500	...	...	...	...	...	...	...	...	...	...	...	...	...	...	...
	3,680	...	...	1	...	2	2	...	...	...	...	7	1	13	9	2.45



STATIONS.	Average Strength for the period of observation.	NUMBER OF ADMISSIONS FROM CHOLERA IN EACH MONTH.												Total Admissions of the Year.	Deaths of the Year.	Death-rate per 1,000 of Strength.
		Jan.	Feb.	Mar.	April.	May.	June.	July.	Aug.	Sept.	Oct.	Nov.	Dec.			
Women marching, Bombay Presidency	...	...	...	...	...	...	...	...	...	...	...	...	...	...	...	...
Doddalee Depôt, Bombay Troops	...	...	...	...	...	...	...	...	...	...	...	...	...	...	...	...
Poona Depôt	11	...	...	...	...	...	...	...	...	...	...	...	...	...	...	...
Colaba Depôt	7	...	...	...	...	...	...	...	...	...	...	...	...	...	...	...
Women marching, Madras Presidency	...	...	...	...	...	...	...	...	...	...	...	...	...	...	...	...
Poonamallee and Presidency Depôt	35	...	...	...	...	...	...	...	...	...	...	...	...	...	...	...
Doddalee Depôt, Madras Troops	...	...	...	...	...	...	...	...	...	...	...	...	...	...	...	...
Poona and Bombay Depôts	...	...	...	...	...	...	...	...	...	...	...	...	...	...	...	...
Nusserabad	71	...	...	...	...	...	...	...	...	...	...	...	...	...	...	...
Neemuch	80	...	...	...	...	...	...	...	...	...	...	...	...	...	...	...
Indore	...	...	...	...	...	...	...	...	...	...	...	...	...	...	...	...
Mhow	210	...	...	...	...	...	...	...	...	...	...	...	...	...	...	...
Dessa	118	...	...	...	...	...	...	...	...	...	...	...	...	...	...	...
Ahmedabad and Baroda	38	...	...	...	...	...	...	...	...	...	...	...	...	...	...	...
Kurrachee and Ghazee	106	...	...	...	...	...	...	...	...	...	...	...	...	...	...	...
Hyderabad	24	...	...	...	...	...	...	...	...	...	...	...	...	...	...	...
Aden	67	...	...	...	...	...	...	...	...	...	...	...	...	...	...	...
	664	...	...	...	...	...	...	...	...	...	...	...	...	...	...	...
Bombay	47	...	...	...	...	...	...	...	...	...	...	...	...	...	...	...
Asserghur	2	...	...	...	...	...	...	...	...	...	...	...	...	...	...	...
Ahmednuggur	98	...	...	...	...	...	...	...	...	...	...	...	...	...	...	...
Poona and Kirkee	250	...	...	...	...	...	...	...	...	...	...	...	...	...	...	...
Sattara	23	...	...	...	...	...	...	...	...	...	...	...	...	...	...	...
Belgaum	167	...	...	...	...	...	...	...	...	...	...	...	...	...	...	...
Secunderabad	226	...	...	...	...	5	...	...	...	...	...	...	...	5	2	...
Kamptee	151	...	...	...	...	...	...	...	...	...	...	...	...	...	...	...
	914	...	...	...	...	5	...	...	...	...	...	...	...	5	2	...
Madras	106	...	...	...	...	...	...	...	...	...	...	...	...	...	...	...
St. Thomas' Mount	76	...	...	...	...	1	...	...	...	...	...	...	...	1	1	...
Bellary	108	...	...	...	...	...	...	...	...	...	...	...	...	...	...	...
Trichinopoly	49	...	...	...	...	...	...	...	...	...	...	...	...	...	...	...
Bangalore	231	...	...	...	...	...	...	...	...	...	...	...	...	...	...	...
Cannanore	103	...	...	...	...	...	...	...	...	...	...	...	...	...	...	...
Mallanpooram	13	...	...	...	...	...	...	...	...	...	...	...	...	...	...	...
Calicut	19	...	...	...	...	...	...	...	...	...	...	...	...	...	...	...
	687	...	...	...	...	1	...	...	...	...	...	...	...	1	1	...
Rangoon	104	...	...	...	...	...	...	...	...	...	...	...	...	...	...	...
Toungoo	39	...	...	...	...	...	...	...	...	...	...	...	...	...	...	...
Thayetmye	56	...	...	...	...	...	...	...	...	...	...	...	...	...	...	...
Port Blair	8	...	...	...	...	...	...	...	...	...	...	...	...	...	...	...
	207	...	...	...	...	...	...	...	...	...	...	...	...	...	...	...
Mount Aboo	22	...	...	...	...	...	...	...	...	...	...	...	...	...	...	...
Poorundhur	5	...	...	...	...	...	...	...	...	...	...	...	...	...	...	...
Ramandroog	7	...	...	...	...	...	...	...	...	...	...	...	...	...	...	...
Wellington	72	...	...	...	...	...	...	...	...	...	...	...	...	...	...	...
	106	...	...	...	...	...	...	...	...	...	...	...	...	...	...	...
Army of Bengal	3,680	...	...	1	...	2	2	...	...	...	...	7	1	13	9	2.45
Army of Madras	1,421	...	...	...	...	6	...	...	...	...	...	...	...	6	3	2.11
Army of Bombay	1,283	...	...	...	...	...	...	...	...	...	...	...	...	...	...	...
Army of India	6,384	...	...	1	...	8	2	...	...	...	...	7	1	19	12	1.88

# WOMEN AND CHILDREN OF EUROPEAN REGIMENTS, 1871.

## XII.

TABLE showing the DISTRIBUTION by STATIONS of the CHOLERA of the CHILDREN of EUROPEAN REGIMENTS.

STATIONS.	Average Strength for the period of observation.	NUMBER OF ADMISSIONS FROM CHOLERA IN EACH MONTH.												Total Admissions of the Year.	Deaths of the Year.	Death-rate per 1,000 of Strength.
		Jan.	Feb.	Mar.	April.	May.	June.	July.	Aug.	Sept.	Oct.	Nov.	Dec.			
Presidency Depot	...	...	...	...	...	...	...	...	...	...	...	...	...	...	...	...
Deolallee Depot, Bengal Troops	...	...	...	...	...	...	...	...	...	...	...	...	...	...	...	...
Children on the march	...	...	...	...	...	...	...	...	...	...	...	...	...	...	...	...
Fort William	174	...	...	...	...	...	...	...	...	...	...	...	...	...	...	...
Dum-Dum	115	...	...	...	...	...	...	...	...	...	...	...	...	...	...	...
Barrackpore	167	...	...	...	...	...	...	...	...	...	...	...	...	...	...	...
	396	...	...	...	...	...	...	...	...	...	...	...	...	...	...	...
Hazareebaugh	113	...	...	...	...	...	...	...	...	...	...	...	...	...	...	...
Bengalore	200	...	...	...	...	...	...	...	...	...	...	...	...	...	...	...
Benares	114	...	...	...	...	...	...	...	...	...	...	...	...	...	...	...
Chunar	8	...	...	...	...	...	...	...	...	...	...	...	...	...	...	...
Fyzabad	123	...	...	...	...	...	...	...	...	...	...	...	...	...	...	...
Lucknow	448	...	...	...	...	...	...	...	...	...	...	7	...	7	4	...
Sectapore	117	...	...	...	...	...	...	...	...	...	...	...	...	...	...	...
Futteghur	31	...	...	...	...	...	...	...	...	...	...	...	...	...	...	...
Cawnpore	115	...	...	...	...	...	...	...	...	...	...	...	...	...	...	...
Allahabad	124	...	...	...	...	1	...	...	...	...	...	...	...	1	1	...
	1,393	...	...	...	...	1	...	...	...	...	...	7	...	8	5	329
Shahjehanpore	62	...	...	...	...	...	...	...	...	...	...	...	...	...	...	...
Bareilly	105	...	...	...	...	...	...	...	...	...	...	...	...	...	...	...
Moradabad	32	...	...	...	...	...	...	...	...	...	...	...	...	...	...	...
Roorkee	71	...	...	...	...	...	...	...	...	...	...	...	...	...	...	...
Meerut	371	...	...	...	...	...	...	...	...	...	...	...	...	...	...	...
Delhi	80	...	...	...	...	...	...	...	...	...	...	...	...	...	...	...
Muttra	99	...	...	...	...	...	...	...	...	...	...	...	...	...	...	...
	820	...	...	...	...	...	...	...	...	...	...	...	...	...	...	...
Agra	118	...	...	...	...	...	...	...	...	...	...	...	...	...	...	...
Morar	213	...	...	...	...	...	1	...	...	...	...	...	...	1	1	...
Gwalior Citadel	62	...	...	...	...	...	...	...	...	...	...	...	...	...	...	...
Jhansi	87	...	...	...	...	...	...	...	...	...	...	...	...	...	...	...
Nowgong	38	...	...	...	...	...	...	...	...	...	...	...	...	...	...	...
Saugor	101	...	...	...	...	...	...	...	...	...	...	...	...	...	...	...
Jubbulpore	63	...	...	...	...	...	...	...	...	...	...	...	...	...	...	...
	682	...	...	...	...	...	1	...	...	...	...	...	...	1	1	...
Umballa	149	...	...	...	...	...	...	...	...	...	...	...	...	...	...	...
Jullundur	126	...	...	...	...	...	...	...	...	...	...	...	...	...	...	...
Perorepore	179	...	...	...	...	...	...	...	...	...	...	...	...	...	...	...
Mooltan	189	...	...	...	...	...	...	...	...	...	...	...	...	...	...	...
Sealkote	272	...	...	...	...	...	...	...	...	...	...	...	...	...	...	...
Umrutur	12	...	...	...	...	...	...	...	...	...	...	...	...	...	...	...
Fort Lahore	2	...	...	...	...	...	...	...	...	...	...	...	...	...	...	...
Mecan Meer	200	...	...	...	...	...	...	...	...	...	...	...	...	...	...	...
Rawalpindoe	182	...	...	...	...	...	...	...	...	...	...	...	...	...	...	...
Campbellpore	46	...	...	...	...	...	...	...	...	...	...	...	...	...	...	...
Attock	8	...	...	...	...	...	...	...	...	...	...	...	...	...	...	...
Nowshera	84	...	...	...	...	...	...	...	...	...	...	...	...	...	...	...
Peshawar	241	...	...	...	...	...	...	...	...	...	...	...	...	...	...	...
Cherat (4 months)	30	...	...	...	...	...	...	...	...	...	...	...	...	...	...	...
	1,711	...	...	...	...	...	...	...	...	...	...	...	...	...	...	...
Darjeeling	23	...	...	...	...	...	...	...	...	...	...	...	...	...	...	...
Nynce Tal	32	...	...	...	...	...	...	...	...	...	...	...	...	...	...	...
Landour	26	...	...	...	...	...	...	...	...	...	...	...	...	...	...	...
Raneekhet	55	...	...	...	...	...	...	...	...	...	...	...	...	...	...	...
Chuckrata	191	...	...	...	...	...	...	...	...	...	...	...	...	...	...	...
Kussowhe	121	...	...	...	...	...	...	...	...	...	...	...	...	...	...	...
Dagshale	151	...	...	...	...	...	...	...	...	...	...	...	...	...	...	...
Substhee	125	...	...	...	...	...	...	...	...	...	...	...	...	...	...	...
Jutogh	9	...	...	...	...	...	...	...	...	...	...	...	...	...	...	...
Dhurnasalla	10	...	...	...	...	...	...	...	...	...	...	...	...	...	...	...
Dalbouse	2	...	...	...	...	...	...	...	...	...	...	...	...	...	...	...
Chumba	...	...	...	...	...	...	...	...	...	...	...	...	...	...	...	...
Hazara	3	...	...	...	...	...	...	...	...	...	...	...	...	...	...	...
Murree (6 months)	265	...	...	...	...	...	...	...	...	...	...	...	...	...	...	...
	890	...	...	...	...	...	...	...	...	...	...	...	...	...	...	...
	6,039	...	...	...	...	1	1	...	...	...	...	7	...	9	6	100



STATIONS.	Average Strength for the period of observation.	NUMBER OF ADMISSIONS FROM CHOLERA IN EACH MONTH.												Total Admissions of the Year.	Deaths of the Year.	Death-rate per 1,000 of Strength.
		Jan.	Feb.	Mar.	April.	May.	June.	July.	Aug.	Sept.	Oct.	Nov.	Dec.			
Children marching, Bombay Presidency...	...	...	...	...	...	...	...	...	...	...	...	...	...	...	...	...
Doolahé Depot, Bombay Troops	...	...	...	...	...	...	...	...	...	...	...	...	...	...	...	...
Poona Depot	18	...	...	...	...	...	...	...	...	...	...	...	...	...	...	...
Colaba Depot	13	...	...	...	...	...	...	...	...	...	...	...	...	...	...	...
Children marching, Madras Presidency...	...	...	...	...	...	...	...	...	...	...	...	...	...	...	...	...
Poonamallee and Presidency Depôts	71	...	...	...	...	...	...	...	...	...	...	...	...	...	...	...
Doolahé Depot, Madras Troops	...	...	...	...	...	...	...	...	...	...	...	...	...	...	...	...
Poona and Bombay Depôts	...	...	...	...	...	...	...	...	...	...	...	...	...	...	...	...
Nusserabad	107	...	...	...	...	...	...	...	...	...	...	...	...	...	...	...
Neemuch	52	...	...	...	...	...	...	...	...	...	...	...	...	...	...	...
Indore	...	...	...	...	...	...	...	...	...	...	...	...	...	...	...	...
Mhow	368	...	...	...	...	...	...	...	...	...	...	...	...	...	...	...
Dessa	235	...	...	...	...	...	...	...	...	...	...	...	...	...	...	...
Ahmedabad and Baroda	78	...	...	...	...	...	...	...	...	...	...	...	...	...	...	...
Kurrachee and Ghisree	127	...	...	...	...	...	...	...	...	...	...	...	...	...	...	...
Hyderabad	30	...	...	...	...	...	...	...	...	...	...	...	...	...	...	...
Aden	121	...	...	...	...	...	...	...	...	...	...	...	...	...	...	...
	1,118	...	...	...	...	...	...	...	...	...	...	...	...	...	...	...
Bombay	88	...	...	...	...	...	...	...	...	...	...	...	...	...	...	...
Asserghar	5	...	...	...	...	...	...	...	...	...	...	...	...	...	...	...
Ahmednuggur	145	...	...	...	...	...	...	...	...	...	...	...	...	...	...	...
Poona and Kirkee	389	...	...	...	...	...	...	...	...	...	...	...	...	...	...	...
Satara	35	...	...	...	...	...	...	...	...	...	...	...	...	...	...	...
Belgaum	197	...	...	...	...	...	...	...	...	...	...	...	...	...	...	...
Secunderabad	405	...	...	...	...	8	2	...	...	...	...	...	...	10	4	...
Kanpotee	257	...	...	...	...	...	...	...	...	...	...	...	...	...	...	...
	1,521	...	...	...	...	8	2	...	...	...	...	...	...	10	4	...
Madras	171	...	...	...	...	...	...	...	...	...	...	...	...	...	...	...
St. Thomas' Mount	154	...	...	...	...	...	...	...	...	...	...	...	...	...	...	...
Bellary	203	...	...	...	...	...	...	...	...	...	...	...	...	...	...	...
Trichinopoly	65	...	...	...	...	...	...	...	...	...	...	...	...	...	...	...
Bangalore	439	...	...	...	...	...	...	...	...	...	...	...	...	...	...	...
Cannanore	159	...	...	...	...	...	...	...	...	...	...	...	...	...	...	...
Mallipooram	18	...	...	...	...	...	...	...	...	...	...	...	...	...	...	...
Calicut	9	...	...	...	...	...	...	...	...	...	...	...	...	...	...	...
	1,309	...	...	...	...	...	...	...	...	...	...	...	...	...	...	...
Rangoon	203	...	...	...	...	...	...	...	...	...	...	...	...	...	...	...
Toungoo	76	...	...	...	...	...	...	...	...	...	...	...	...	...	...	...
Thayetmye	118	...	...	...	...	...	...	...	...	...	...	...	...	...	...	...
Port Blair	19	...	...	...	...	...	...	...	...	...	...	...	...	...	...	...
	416	...	...	...	...	...	...	...	...	...	...	...	...	...	...	...
Mount Alao	38	...	...	...	...	...	...	...	...	...	...	...	...	...	...	...
Posundhar	13	...	...	...	...	...	...	...	...	...	...	...	...	...	...	...
Ramandroog	15	...	...	...	...	...	...	...	...	...	...	...	...	...	...	...
Wellington	152	...	...	...	...	...	...	...	...	...	...	...	...	...	...	...
	218	...	...	...	...	...	...	...	...	...	...	...	...	...	...	...
Army of Bengal	6,039	...	...	...	...	1	1	...	...	...	...	7	...	9	6	100
Army of Madras	2,531	...	...	...	...	8	2	...	...	...	...	...	...	10	4	158
Army of Bombay	2,127	...	...	...	...	...	...	...	...	...	...	...	...	...	...	...
Army of India	10,700	...	...	...	...	9	3	...	...	...	...	7	...	19	10	93

# WOMEN AND CHILDREN OF EUROPEAN REGIMENTS, 1871.

## XIII.

DETAIL of the CAUSES of the ADMISSIONS and DEATHS of the WOMEN of EUROPEAN REGIMENTS.

Women of the Army of Bengal—Strength ... 3,680				Admission-rate per 1,000 ... 117.23				Death-rate per 1,000 ... 28.33			
" " Madras " ... 1,421				" " " ... 87.40				" " " ... 18.39			
" " Bombay " ... 1,283				" " " ... 89.79				" " " ... 17.93			
" " India " ... 6,384				" " " ... 105.78				" " " ... 24.12			
CAUSES OF ADMISSIONS AND DEATHS.	BENGAL.		MADRAS.		BOMBAY.		ARMY OF INDIA.		RATIO PER 1,000 OF STRENGTH.		
	Admitted.	Died.	Admitted.	Died.	Admitted.	Died.	Admitted.	Died.	Admitted.	Died.	
									Admitted.	Died.	
Cholera	13	9	6	3	...	...	19	12	30	188	
Smallpox	4	1	3	...	...	...	7	1	11	16	
Menses	2	...	2	...	...	...	4	...	...	...	
Whooping Cough	...	...	...	...	2	...	2	...	...	...	
Scarlet Fever	1	1	2	...	1	...	4	1	...	...	
Dengue Fever	...	...	...	...	21	...	21	...	...	...	
Erysipelas	13	1	1	...	1	...	15	1	...	...	
Præmia (following Craniotomy)	1	1	...	...	...	...	1	1	...	...	
Typhoid Fever	6	3	1	...	2	1	9	4	14	...	
Intermittent Fevers	934	...	96	...	367	...	1,297	...	218.8	486	
Remittent and Continued Fevers	535	19	77	3	147	5	759	27	118.9		
Rheumatism	73	...	17	...	17	...	107	...	16.8	...	
Secondary Syphilis	1	...	2	...	4	...	7	...	...	...	
Scrofula	1	...	...	...	1	...	2	...	...	...	
Phthisis Pulmonalis	45	15	14	3	10	3	69	21	10.8	3.29	
Anæmia	310	...	24	...	24	...	354	...	...	...	
Anasarca	2	...	...	...	1	...	3	...	...	...	
Cancer of Uterus	1	1	...	...	...	...	1	1	...	...	
Meningitis	...	...	...	...	2	2	2	2	...	...	
Heat Apoplexy	4	2	...	...	2	1	6	3	9	47	
Hemiplegia	2	...	1	...	...	...	3	...	...	...	
Epilepsy	8	...	...	...	1	...	9	...	...	...	
Chorea	1	...	...	...	...	...	1	...	...	...	
Mania and Dementia	6	...	1	1	...	...	7	1	...	...	
Neuralgia	19	...	11	...	14	...	44	...	...	...	
Ophthalmia	348	...	89	...	85	...	522	...	81.8	...	
Otitis	6	...	3	...	1	...	10	...	...	...	
Pericarditis	1	...	1	1	1	1	3	2	...	...	
Heart disease	8	3	...	...	2	1	10	4	...	63	
Aortic Aneurism	1	...	...	...	...	...	1	...	...	...	
Palpitation	8	...	1	...	3	...	12	...	...	...	
Syncope	1	1	...	...	...	...	1	1	...	...	
Varix	5	...	2	...	...	...	7	...	...	...	
Tonsillitis	45	...	12	...	10	...	67	...	...	...	
Bronchitis	83	5	45	2	33	...	171	7	...	...	
Asthma	9	1	1	...	1	...	11	1	42.3	1.56	
Pleurisy	7	...	2	...	1	...	10	...	...	...	
Pneumonia	7	1	2	1	2	...	11	2	...	...	
Stomatitis	1	...	...	...	1	...	2	...	...	...	
Gastritis	1	1	...	...	...	...	1	1	...	...	
Hæmatemesis and Melæna	5	...	1	...	...	...	6	...	...	...	
Enteritis	2	1	...	...	1	...	3	1	...	...	
Peritonitis	7	2	2	...	2	1	11	3	...	...	
Dyspepsia	146	...	168	...	74	...	382	...	...	...	
Constipation	10	...	3	...	4	...	17	...	...	...	
Colic	36	...	16	...	12	...	64	...	...	...	
Hæmorrhoids	13	...	10	...	3	...	26	...	...	...	
Tapeworm	14	...	2	...	1	...	17	...	...	...	
Jaundice	13	...	2	...	...	...	15	...	...	...	
Hepatitis	91	7	29	1	24	2	135	10	21.2	1.56	
Spleen enlargement	4	...	1	...	2	...	7	...	1.1	...	
Dysentery	147	11	61	4	45	3	253	18	39.6	2.82	
Diarrhoea	243	9	71	2	54	...	368	11	57.6	1.72	
Ascites	1	...	1	...	...	...	2	...	...	...	
Nephritis	6	...	1	...	1	...	8	...	...	...	
Ischuria	6	...	3	...	1	...	10	...	...	...	
Emuresis	2	...	...	...	...	...	2	...	...	...	
Amenorrhœa	2	...	1	...	4	...	7	...	...	...	
Dysmenorrhœa	7	...	6	...	2	...	15	...	...	...	
Menorrhagia	44	...	16	...	13	...	73	...	...	...	
Hysteria	17	...	10	...	12	...	39	...	...	...	
Spurious pains	...	...	6	...	...	...	6	...	...	...	
Puerperal Convulsions	2	...	2	...	...	...	4	...	...	...	
Uterine Hæmorrhage	16	2	5	...	1	1	22	3	...	...	
Retained Placenta	...	1	1	...	...	...	1	1	...	...	
Metritis	3	...	...	1	...	1	3	2	62.6	2.51†	
Phlegmasia dolens	2	...	...	...	...	...	2	...	...	...	
Puerperal Fever	1	1	1	1	...	...	2	2	...	...	
Abortions	92	1	33	1	31	1	156	3	...	...	
Ovaritis	2	...	...	...	...	...	2	...	...	...	
Ovarian Tumour	...	...	3	...	2	...	5	...	...	...	
Uterine Ulcer	6	...	2	...	...	...	8	...	...	...	
Polypus of Uterus	1	...	...	...	...	...	1	...	...	...	
Prolapsus of Uterus	7	...	7	...	6	...	29	...	...	...	
Vaginal Fistula	...	...	1	...	...	...	1	...	...	...	
Leucorrhœa	18	...	11	...	2	...	31	...	...	...	
Periostitis	2	...	...	...	1	...	3	...	...	...	
Synovitis	9	...	...	...	2	...	11	...	...	...	
Caries of Spine	1	...	...	...	...	...	1	...	...	...	
Necrosis	4	1	...	...	...	...	4	1	...	...	
Abscess and Ulcer	92	...	49	...	25	...	166	...	26.0	...	
Scabies and Skin Diseases	17	...	7	...	3	...	27	...	...	...	
Debility	679	4	267	1	57	...	1,003	5	213.2*	47	
Delirium Tremens	1	...	...	...	...	...	1	...	...	...	
Injuries	35	...	25	...	10	...	70	...	11.0	...	
Cause not ascertained	1	...	1	1	...	...	2	1	...	...	
Ratio per 1,000 for all causes not specially calculated	...	...	...	...	...	...	...	...	122.7	2.19	
	4,314	105	1,282	26	1,152	23	6,708	154	105.8	24.12	

\* With Anæmia. † Including Puerperal Peritonitis and debility following labour.



# WOMEN AND CHILDREN OF EUROPEAN REGIMENTS, 1871.

## XIV.

DETAIL of the CAUSES of the ADMISSIONS and DEATHS of the CHILDREN of EUROPEAN REGIMENTS.

CAUSES OF ADMISSIONS AND DEATHS.	BENGAL.		MADRAS.		BOMBAY.		ARMY OF INDIA.		RATIO PER 1,000 OF STRENGTH.	
	Admitted.	Died.	Admitted.	Died.	Admitted.	Died.	Admitted.	Died.	Admitted.	Died.
	Ratio per 1,000 of Strength.		Ratio per 1,000 of Strength.		Ratio per 1,000 of Strength.		Ratio per 1,000 of Strength.		Ratio per 1,000 of Strength.	
Children of the Army of Bengal—Strength ...	6,039		Admission-rate per 1,000 ...	926.6	Death-rate per 1,000 ...	86.11				
" " Madras " ...	2,534		" " " ...	725.7	" " " ...	59.12				
" " Bombay " ...	2,127		" " " ...	761.2	" " " ...	69.11				
" " India " ...	10,700		" " " ...	846.2	" " " ...	74.21				
Cholera ...	9	6	10	4	...	...	19	10	1.8	33
Smallpox ...	3	...	...	...	...	...	3	...	3	...
Chickenpox ...	67	...	9	...	1	...	77	...	...	...
Measles ...	368	29	143	2	52	3	563	34	52.6	318
Whooping Cough ...	163	16	38	3	15	...	216	19	29.2	178
Mumps ...	6	...	3	...	...	...	9	...	...	...
Dysentery ...	71	12	11	2	28	3	119	17	10.3	159
Scarlet Fever ...	...	...	...	...	...	...	...	...	...	...
Diphtheria ...	2	2	...	...	...	...	2	2	...	...
Hydrophobia ...	2	2	...	...	1	1	3	3	...	...
Erysipelas ...	5	1	3	...	...	...	8	1	...	...
Phagedena ...	1	2	...	...	...	...	1	2	...	...
Furunculæ ...	...	...	1	1	...	...	1	1	...	...
Intermittent Fevers ...	503	9	169	...	361	2	1,173	11	109.6	...
Remittent and Continued Fevers ...	596	46	135	5	135	4	776	55	72.5	636
Typhoid Fever ...	5	1	...	...	...	1	9	2	...	...
Rheumatism ...	8	...	3	...	2	...	13	...	...	...
Secondary Syphilis ...	...	...	2	...	5	...	15	6	...	...
Scrofula ...	25	6	16	...	7	1	48	1	...	...
Tubercles Mesenterica ...	25	13	21	9	6	3	52	30	10.8	280
Phthisis Pulmonalis ...	2	...	2	...	1	...	4	...	...	...
Hip-joint Disease ...	7	...	2	...	1	...	19	...	...	...
Lumbar Abscess ...	1	...	...	...	...	...	1	...	...	...
Anæmia ...	207	21	10	1	33	8	239	30	...	...
Anasarca ...	1	1	...	...	2	...	3	1	...	...
Cancerum oris ...	...	4	...	...	1	1	3	5	...	...
Scurvy ...	1	...	2	1	1	1	4	2	...	...
Stroke ...	7	4	1	1	1	...	9	5	8	47
Chorea ...	1	...	1	...	...	...	2	...	...	...
Tetanus ...	1	1	...	...	...	...	1	1	...	...
Hysteria ...	1	...	2	...	...	...	3	...	...	...
Epilepsy ...	7	...	5	...	1	...	13	...	...	...
Paresis ...	...	...	...	...	1	...	1	...	...	...
Meningitis ...	15	23	7	8	5	4	27	34	43	318
Hydrocephalus ...	12	...	3	...	1	...	19	...	14.6	1271
Convulsions ...	70	61	35	26	51	49	156	136	...	...
Dementia ...	1	...	...	...	...	...	1	...	167.4	...
Ophthalmia ...	1,391	...	292	...	295	...	1,791	...	...	...
Otitis ...	9	...	6	1	2	...	17	1	...	...
Pericarditis ...	...	...	1	1	...	...	1	...	...	...
Heart Disease ...	3	...	...	...	...	...	3	...	...	...
Palpitation ...	7	...	...	...	...	...	7	...	...	...
Epistaxis ...	1	...	...	...	...	...	1	...	...	...
Tonsillitis ...	34	2	17	...	3	...	54	2	...	...
Laryngitis and Croup ...	35	11	2	1	4	2	41	14	...	...
Bronchitis ...	184	23	172	7	76	8	432	38	51.2	579
Asthma ...	1	...	...	...	...	...	1	...	...	...
Pneumonia ...	11	5	1	1	4	...	16	6	...	...
Pleurisy ...	...	...	1	...	1	...	2	...	...	...
Ozæna ...	1	...	...	...	...	...	1	...	...	...
Stomatitis ...	13	...	1	...	1	...	15	...	...	...
Aphthæ ...	5	1	...	...	2	...	7	1	...	...
Gastritis ...	1	...	...	...	1	1	2	1	...	...
Enteritis ...	3	1	1	1	2	2	6	4	...	...
Peritonitis ...	...	...	...	...	1	...	1	...	...	...
Dyspepsia ...	25	...	11	...	11	...	47	...	...	...
Constipation ...	5	...	...	...	...	...	5	...	...	...
Colic ...	8	...	3	...	1	...	12	...	...	...
Prolapsus ani ...	4	...	5	...	...	...	9	...	...	...
Hernia ...	2	1	...	...	...	...	3	1	...	...
Tapeworm ...	18	1	5	...	8	...	31	1	...	...
Ascariæ ...	13	1	13	...	9	...	35	1	...	...
Jaundice ...	12	3	2	...	1	...	15	3	...	...
Hepatitis ...	14	1	...	1	4	...	25	2	2.3	...
Spleen enlargement ...	25	2	...	...	2	...	27	2	2.5	...
Dysentery ...	110	13	106	6	39	8	255	27	23.8	252
Diarrhoea ...	749	108	299	16	269	25	1,167	140	109.1	1393
Nephritis ...	1	...	1	1	...	...	2	1	...	...
Eouresia ...	1	...	...	...	...	...	1	...	...	...
Phimosis ...	1	...	...	...	...	...	1	...	...	...
Gonorrhoea ...	2	...	...	...	...	...	2	...	...	...
Hydrocele ...	...	...	1	...	...	...	1	...	...	...
Orchitis ...	1	...	...	...	...	...	1	...	...	...
Leucorrhoea ...	1	...	...	...	1	...	2	...	...	...
Amorrhoea ...	1	...	...	...	2	...	3	...	...	...
Menorrhagia ...	2	...	...	...	1	...	3	...	...	...
Curvature of Spine ...	1	...	...	...	...	...	1	...	...	...
Spina Bifida ...	1	1	...	...	...	...	1	1	...	...
Dentition ...	229	39	94	15	91	10	414	64	38.7	598
Ostitis ...	1	...	...	...	1	1	2	1	...	...
Synovitis ...	2	...	1	...	5	...	8	...	...	...
Caries ...	1	...	1	...	...	...	2	...	...	...
Atrophy of Muscle ...	...	...	...	...	...	...	...	...	...	...
Scabies and Skin Diseases ...	36	...	25	...	11	...	72	...	...	...
Abscess and Ulcer ...	82	1	41	...	26	...	149	1	14.0	...
Tumour ...	...	...	2	...	...	...	2	...	...	...
Atrophy and Debility ...	331	37	197	13	55	8	583	58	77.9	822*
Injuries ...	92	5	43	...	34	1	169	6	15.8	...
Cause not specified ...	1	...	...	1	...	...	1	1	...	...
Ratio per 1,000 for all causes not specially calculated ...	...	...	...	...	...	...	...	...	45.0	477
	5,697	529	1,839	127	1,619	147	9,035	794	846.3	7421

\* With Anæmia.





## 2. NATIVE TROOPS, 1871.

---

The regimental strengths upon which the actual death-rate for the year is calculated, are taken as at 1st January. The difference between the strength of January and December is 248 only, the strength on the 1st January having been 44,477, and on the 31st December 44,725. The death-rates may, therefore, be calculated with approximate accuracy on the strength with which regiments commenced the year. The total deaths, absent and present, amount to 792, and this number, with a strength of 44,477, represents a loss of 17·81 per 1,000. The deaths of men present with their regiments amounted to 592, giving a ratio of 15·04 in relation to a strength of 39,379, the average present during the year.

## 2. NATIVE TROOPS, 1871.

The regional strength upon which the actual strength for the year is calculated, and taken as at 1st January. The difference between the strength of January and December is 259. The strength on the 1st January being 44,717, and on the 31st December 44,976. The difference may, therefore, be calculated with approximate accuracy on the strength with which regiments commenced the year. The total deaths, absent and posted, amount to 102, and this number, with a strength of 44,717, represents a loss of 17.91 per 1,000. The deaths of men present with their regiments amounted to 692, giving a ratio of 15.46 in relation to a strength of 38,579, the average present during the year.



# NATIVE TROOPS, 1871.

## I.

**TABLE showing the SICKNESS and MORTALITY among the NATIVE TROOPS serving in the BENGAL PRESIDENCY during the Year 1871, and the prevalence of the principal Diseases in each Month of the Year.**

(This Statement is for the Regular Native Army only, and for men present from month to month with their Regiments,—(See introductory note).)

MONTHS.	Average Strength.	Average Number Daily Sick.	Number Daily Sick per 1,000 of Strength.	Number of Deaths.	Died per 1,000 of Strength.	CAUSES OF DEATHS IN HOSPITAL.																		Died out of Hospital.
						Cholera.	Smallpox.	Fever, Intermittent.	Fever, Remittent and Continued.	Apoplexy.	Dysentery.	Diarrhoea.	Hepatitis.	Spleen Disease.	Respiratory Diseases.	Heart Diseases.	Phthisis Pulmonalis.	Dropsy.	Scurvy.	Atrophy and Anæmia.	Wounds and Accidents.	All other Causes.		
January	42,655	1,894	44.4	111	2.60	...	...	11	6	...	6	7	...	2	52	2	4	1	...	6	...	5	9	
February	42,680	1,619	37.9	66	1.51	...	...	3	7	1	4	7	...	1	25	2	2	...	1	...	...	...	...	
March	42,389	1,486	35.1	65	1.53	...	...	9	6	1	4	3	...	3	17	1	4	...	...	...	...	11	3	
April	37,283	1,385	37.1	87	2.32	3	...	...	2	1	1	3	2	3	10	...	6	...	...	1	1	3	1	
May	36,171	1,369	37.8	85	2.35	1	...	1	4	...	3	2	...	...	8	1	3	...	...	...	...	6	4	
June	36,420	1,234	33.9	24	0.66	1	...	2	6	...	2	2	1	...	4	...	1	1	...	...	...	...	...	
July	36,831	1,332	36.2	23	0.63	2	2	...	1	...	2	3	1	...	3	1	1	...	...	4	1	1	1	
August	37,153	1,608	43.3	27	0.73	2	...	2	5	1	3	2	1	1	3	...	2	...	...	...	...	...	...	
September	37,346	1,825	49.0	37	0.96	...	...	...	7	...	2	2	1	2	3	1	3	...	1	1	1	4	2	
October	38,961	1,935	49.7	44	1.13	1	...	3	4	...	...	4	1	4	6	...	6	...	...	...	...	...	...	
November	42,080	2,000	47.5	67	1.57	6	...	3	6	1	5	5	...	1	16	...	7	...	...	1	1	9	1	
December	42,679	2,073	48.6	76	1.78	17	...	5	5	...	4	11	1	...	18	...	2	...	...	3	2	1	7	
						33	...	46	58	5	43	51	8	17	165	8	41	2	3	19	10	51	32	
Died per 1,000 of the Average Strength.																								
For the year	39,379	1,642	41.7	592	15.04	84	...	264	13	100	130	20	43	419	20	104	05	08	48	28	130	81		
Absent Deaths, 200. Ratio of 792 Deaths, 17.81 per 1,000 of the Total Regimental Strength.																								

CAUSES OF ADMISSIONS.	NUMBER OF ADMISSIONS INTO HOSPITAL IN EACH MONTH.												Total Admitted during the Year.	Admitted per 1,000 of Strength.	Died out of each hundred treated.
	Jan.	Feb.	Mar.	April.	May.	June.	July.	Aug.	Sept.	Oct.	Nov.	Dec.			
	...	...	...	...	...	...	...	...	...	...	...	...			
Cholera	...	...	...	3	2	2	4	2	1	5	12	20	51	1.3	64.71
Smallpox	...	5	4	6	2	...	...	...	...	1	2	3	27	0.7	...
Fever, Intermittent	1,627	1,015	1,610	1,319	1,941	1,415	1,715	2,802	2,798	3,738	2,677	2,173	24,180	61.40	...
" Remittent and Continued	46	36	33	54	59	30	41	43	30	44	38	37	491	12.5	11.81
Apoplexy	...	1	2	1	1	...	1	1	...	1	...	...	8	0.2	62.50
Dysentery	251	152	182	210	226	169	161	256	257	346	353	519	3,112	79.0	190
Diarrhoea	125	84	154	141	162	127	139	158	124	141	165	332	1,843	46.8	...
Hepatitis	...	...	...	5	11	7	...	...	...	8	5	2	68	1.7	11.77
Spleen Disease	77	26	34	24	28	23	33	59	47	47	41	26	456	11.6	3.73
Respiratory Diseases	434	232	195	121	125	66	71	99	162	176	186	340	2,151	54.6	7.67
Phthisis Pulmonalis	...	...	...	11	13	8	8	12	9	11	11	7	119	3.0	34.45
Dropsy	5	1	1	2	1	...	1	...	...	2	...	...	16	0.4	12.50
Scurvy	18	9	14	12	28	12	6	7	3	14	6	6	135	3.4	2.22
Rheumatism	276	210	190	152	163	151	115	198	154	205	208	228	2,250	57.4	...
Veneral Diseases	118	97	96	87	97	85	89	88	66	114	125	129	1,186	30.1	...
Eye Diseases	48	59	61	95	139	115	120	125	84	83	59	57	1,027	26.1	...
Abscess and Ulcer	422	252	230	277	331	312	419	472	355	307	314	399	4,180	106.2	...
Wounds and Accidents	471	410	432	419	518	353	384	491	393	535	424	477	5,207	131.8	...
All other Causes	429	315	324	305	370	261	301	398	348	388	290	335	4,050	103.4	...
	4,360	2,906	2,985	3,214	4,217	3,136	3,607	5,207	4,779	6,254	4,860	5,122	59,686		
Admitted per 1,000 of the Average Strength in each Month.															
	102.4	68.1	70.4	87.9	110.6	86.1	97.9	120.2	128.3	160.5	115.5	120.9	128.2		

\* In the Native Army, in 1871, one case of Fever was returned as Typhus, and one as Typhoid Fever.

# NATIVE TROOPS, 1871.

## II.

TABLE showing the SICKNESS and MORTALITY among the NATIVE TROOPS serving in BENGAL PROPER, and in ASSAM, during the Year 1871, and the prevalence of the principal Diseases in each Month of the Year.

MONTHS.	Average Strength.	Average Number Daily Sick.	Number Daily Sick per 1,000 of Strength.	Number of Deaths.	Died per 1,000 of Strength.	CAUSES OF DEATHS IN HOSPITAL.														Died out of Hospital.				
						Cholera.	Smallpox.	Fever, Intermittent.	Fever, Remittent and Continued.	Apoplexy.	Dysentery.	Diarrhoea.	Hepatitis.	Spleen Disease.	Respiratory Diseases.	Heart Diseases.	Phthisis Pulmonalis.	Dropsy.	Scurvy.		Atrophy and Anæmia.	Wounds and Accidents.	All other Causes.	
January	2,773	360	47.4	20	...	...	...	...	...	...	...	1	...	1	...	...	...	...	...	...	...	...	...	...
February	2,783	352	45.2	10	...	...	...	...	...	...	...	...	...	...	...	...	...	...	...	...	...	...	...	...
March	2,830	367	46.9	18	...	...	...	...	...	...	...	1	...	1	...	...	...	...	...	...	...	...	...	...
April	2,146	332	49.3	8	...	...	...	...	...	...	...	1	...	1	...	...	...	...	...	...	...	...	...	...
May	2,684	381	53.8	10	...	...	...	...	...	...	...	...	...	...	...	...	...	...	...	...	...	...	...	...
June	2,047	432	61.3	5	...	...	...	...	...	...	...	...	...	...	...	...	...	...	...	...	...	...	...	...
July	2,053	429	60.8	2	...	...	...	...	...	...	...	...	...	...	...	...	...	...	...	...	...	...	...	...
August	2,159	462	64.6	10	...	...	...	...	...	...	...	...	...	...	...	...	...	...	...	...	...	...	...	...
September	2,119	467	65.7	12	...	...	...	...	...	...	...	1	...	1	...	...	...	...	...	...	...	...	...	...
October	2,413	464	62.6	10	...	...	...	...	...	...	...	1	...	1	...	...	...	...	...	...	...	...	...	...
November	6,905	495	71.7	17	...	...	...	...	...	...	...	1	...	1	...	...	...	...	...	...	...	...	...	...
December	6,144	377	61.4	10	...	...	...	...	...	...	...	...	...	...	...	...	...	...	...	...	...	...	...	...
						9	...	8	16	...	15	15	...	6	15	3	11	...	2	6	...	14	12	
Died per 1,000 of the Average Strength.																								
For the year	7,203	412	57.2	132	18.33	1.25	...	3.33	...	2.09	2.09	...	.83	2.09	.41	1.43	...	.28	.83	...	1.94	1.06		
Absent Deaths, 74.† Ratio of 206 Deaths, 25.03 per 1,000 of the Total Regimental Strength.																								
CAUSES OF ADMISSIONS.	NUMBER OF ADMISSIONS INTO HOSPITAL IN EACH MONTH.												Total Admitted during the Year.	Admitted per 1,000 of Strength.	Died out of each hundred treated.									
	Jan.	Feb.	March.	April.	May.	June.	July.	Aug.	Sept.	Oct.	Nov.	Dec.												
Cholera	...	...	...	2	...	1	3	1	1	2	2	2	14	2.0	64.29									
Smallpox	...	...	...	...	...	...	...	...	...	...	...	...	...	...	...									
Fever, Intermittent	228	216	224	245	535	520	550	729	571	666	491	361	5,336	740.8	...									
" Remittent and Continued	13	10	8	15	19	17	24	14	12	21	15	7	175	24.3	9.14									
Apoplexy	...	...	...	...	...	...	...	...	...	...	...	...	...	...	...									
Dysentery	146	86	96	97	111	72	69	80	...	139	108	102	1,186	164.7	...									
Diarrhoea	54	34	68	56	90	68	65	79	65	84	56	71	790	109.7	1.32									
Hepatitis	2	2	...	1	3	4	3	1	2	2	1	...	21	2.9	...									
Spleen Disease	11	6	9	10	7	12	9	23	21	20	9	4	141	19.6	4.26									
Respiratory Diseases	70	50	55	39	58	29	39	30	47	55	40	56	568	78.9	2.64									
Phthisis Pulmonalis	2	7	2	1	2	2	1	5	4	3	1	4	34	4.7	32.35									
Dropsy	1	1	...	...	...	...	1	...	1	1	...	...	5	.7	...									
Scurvy	6	6	11	9	16	8	4	...	...	8	5	3	76	10.5	2.63									
Rheumatism	56	43	44	40	47	37	25	39	52	48	49	27	498	69.1	...									
Veneral Diseases	21	16	27	27	22	22	21	20	19	26	19	10	256	35.5	...									
Eye Diseases	6	7	15	17	12	18	18	15	22	19	3	8	160	22.2	...									
Abscess and Ulcer	79	67	52	65	84	53	63	48	54	45	29	33	673	93.4	...									
Wounds and Accidents	112	107	120	137	167	105	82	104	87	103	79	69	1,272	176.6	...									
All other Causes	118	94	96	115	157	100	101	110	110	120	80	56	1,263	175.4	...									
	925	752	827	877	1,330	1,068	1,078	1,298	1,154	1,362	978	819	12,468											
Admitted per 1,000 of the Average Strength in each Month.																								
	119.0	86.6	105.6	122.7	167.7	151.8	152.8	181.5	162.3	183.8	141.6	133.3	1731.0											

\* Killed in action.

† Including the deaths of men of the Regiments of Bengal Proper which took place after joining the Lushai Force. The deaths of the Lushai Force are not included in this Provincial Statement.



# NATIVE TROOPS, 1871.

## III.

TABLE showing the SICKNESS and MORTALITY among the NATIVE TROOPS serving in the DINAPORE, BENARES, OUDE and CAWNPORE DISTRICTS during the Year 1871, and the prevalence of the principal Diseases in each Month of the Year.

MONTHS.	Average Strength.	Average Number Daily Sick.	Number Daily Sick per 1,000 of Strength.	Number of Deaths.	Died per 1,000 of Strength.	CAUSES OF DEATHS IN HOSPITAL.																	Died out of Hospital.
						Cholera.	Smallpox.	Fever, Intermittent.	Fever, Remittent and Continued.	Apoplexy.	Dysentery.	Diarrhoea.	Hepatitis.	Spleen Disease.	Respiratory Diseases.	Heart Diseases.	Phthisis Pulmonalis.	Dropsy.	Scurvy.	Atrophy and Anæmia.	Wounds and Accidents.	All other Causes.	
January	7,097	261	368	8	...	...	...	...	...	3	...	...	1	2	...	...	1	...	1	...	...	...	...
February	7,091	243	343	4	...	...	...	...	1	2	...	...	1	1	...	...	...	...	...	...	...	...	...
March	7,171	245	342	9	...	...	...	1	1	1	...	1	1	...	...	1	...	...	...	...	...	1	1
April	6,354	218	343	8	...	1	...	...	...	1	...	1	1	...	...	2	...	...	...	...	...	1	...
May	6,052	193	318	3	...	...	...	...	...	1	...	...	...	1	...	...	...	...	...	...	...	1	...
June	6,261	187	299	4	...	...	...	...	...	1	...	1	...	1	...	...	...	...	...	...	...	1	...
July	6,288	193	307	1	...	...	...	...	...	...	...	...	1	...	...	...	...	...	...	...	...	...	...
August	6,274	229	381	4	...	...	...	1	1	...	...	...	...	...	...	1	...	...	...	...	...	1	...
September	6,297	293	465	4	...	...	...	...	...	...	...	...	1	...	...	...	...	...	...	...	...	...	...
October	6,736	335	498	5	...	...	...	1	...	1	...	...	1	2	...	3	...	...	...	...	...	1	...
November	6,514	288	442	3	...	3	...	1	...	...	...	...	1	1	...	1	...	...	...	...	...	1	...
December	6,200	253	408	3	...	...	...	...	...	1	...	...	...	1	...	1	...	...	...	...	...	...	...
						4	...	3	3	2	11	2	1	5	12	...	9	1	...	1	...	6	1
Died per 1,000 of the Average Strength.																							
For the year	6,530	246	37.7	61	9.34	61	...	92	31	188	31	15	77	184	...	138	15	...	15	...	92	15	...
Absent Deaths, 38. Ratio of 99 Deaths, 13.75 per 1,000 of the Total Regimental Strength.																							

CAUSES OF ADMISSIONS.	NUMBER OF ADMISSIONS INTO HOSPITAL IN EACH MONTH.												Total Admitted during the Year.	Admitted per 1,000 of Strength.	Died out of each hundred treated.
	Jan.	Feb.	March.	April.	May.	June.	July.	Aug.	Sept.	Oct.	Nov.	Dec.			
Cholera	...	...	...	1	...	1	...	...	...	3	4	...	9	1.4	41.44
Smallpox	1	...	...	...	...	...	...	...	...	...	...	...	1	0.2	...
Fever, Intermittent	221	146	131	153	189	146	181	381	447	788	385	233	3,401	52.98	...
" Remittent and Continued	6	8	7	14	13	3	2	4	3	5	3	4	72	11.0	4.17
Apoplexy	...	2	...	...	...	...	1	...	...	...	...	...	3	0.5	66.67
Dysentery	49	26	34	26	27	21	13	27	27	24	33	39	337	51.6	...
Diarrhoea	19	15	26	25	18	11	13	10	7	9	12	21	189	28.9	2.47
Hepatitis	...	1	1	...	1	...	1	...	2	1	1	1	9	1.4	11.11
Spleen Disease	7	5	4	4	4	1	5	7	4	9	7	6	63	9.6	7.94
Respiratory Diseases	39	35	17	13	11	8	8	15	15	41	37	41	280	42.9	4.29
Phthisis Pulmonalis	...	4	2	2	1	3	4	4	1	1	6	1	29	4.4	31.03
Dropsy	...	...	...	...	...	1	...	...	...	1	...	...	1	0.2	33.33
Scurvy	6	1	...	2	...	1	...	...	1	...	...	...	26	4.0	...
Rheumatism	46	32	39	39	27	25	32	38	24	47	33	38	411	62.9	...
Veneral Diseases	23	11	22	14	24	19	29	21	15	20	22	10	221	33.8	...
Eye Diseases	10	8	10	26	37	31	24	25	8	13	13	7	212	32.5	...
Abscess and Ulcer	69	41	41	32	54	35	72	102	67	72	47	62	694	106.3	23
Wounds and Accidents	94	77	77	59	83	48	77	61	52	68	54	37	787	120.5	...
All other Causes	84	58	69	45	59	41	53	72	65	78	38	49	702	107.5	...
	665	470	481	446	550	397	506	771	738	1,180	695	550	7,449		
Admitted per 1,000 of the Average Strength in each Month.															
	93.7	66.3	67.1	70.2	90.6	63.4	80.5	122.9	117.2	175.4	106.7	88.6	116.7		





# NATIVE TROOPS, 1871.

## V.

TABLE showing the SICKNESS and MORTALITY among the NATIVE TROOPS serving in the AGRA DISTRICT, and in CENTRAL INDIA during the Year 1871, and the prevalence of the principal Diseases in each Month of the Year.

(Several of the Stations of this area usually occupied by Regiments of the Bengal Army were, in 1871, occupied by Madras Troops. The Statistics of the Madras Troops occupying Stations of the Bengal Presidency are given in Table XVII).

MONTHS.	Average Strength.	Average Number Daily Sick.	Number Daily Sick per 1,000 of Strength.	Number of Deaths.	Died per 1,000 of Strength.	CAUSES OF DEATHS IN HOSPITAL.																	Deaths out of Hospital.	
						Cholera.	Smallpox.	Fever, Intermittent.	Fever, Remittent and Continued.	Apoplexy.	Dysentery.	Diarrhœa.	Hepatitis.	Spleen Disease.	Respiratory Diseases.	Heart Diseases.	Phthisis Pulmonalis.	Dropsy.	Scurvy.	Atrophy and Anæmia.	Wounds and Accidents.	All other Causes.		
January	4,510	296	52.3	1	...	...	...	...	...	...	...	...	...	...	1	...	...	...	...	...	...	...	...	...
February	4,308	294	45.3	4	...	...	...	...	1	1	...	...	...	...	...	...	...	...	...	...	...	...	...	...
March	4,191	293	49.4	5	...	...	...	...	1	1	...	...	...	...	...	...	...	...	...	...	...	...	...	...
April	3,604	259	70.7	4	...	...	...	...	...	...	...	...	...	...	...	...	...	...	...	...	...	...	...	...
May	3,534	235	66.3	3	...	...	...	...	...	...	...	...	...	...	...	...	...	...	...	...	...	...	...	...
June	3,585	181	37.1	3	...	...	...	...	...	...	...	...	...	...	...	...	...	...	...	...	...	...	...	...
July	3,685	157	42.6	12	...	...	...	...	...	...	...	...	...	...	...	...	...	...	...	...	...	...	...	...
August	3,728	211	56.9	3	...	...	...	...	1	...	...	...	...	...	...	...	...	...	...	...	...	...	...	...
September	3,701	217	59.3	1	...	...	...	...	...	...	...	...	...	...	...	...	...	...	...	...	...	...	...	...
October	3,872	260	93.0	5	...	...	...	...	4	...	...	...	...	...	...	...	...	...	...	...	...	...	...	...
November	3,962	293	74.9	2	...	...	...	...	1	1	...	...	...	...	...	...	...	...	...	...	...	...	...	...
December	3,904	253	75.2	1	...	...	...	...	...	...	...	...	...	...	...	...	...	...	...	...	...	...	...	...
						...	...	11	4	...	2	6	...	...	5	...	2	1	...	2	...	5	1	...
Died per 1,000 of the Average Strength.																								
For the year	3,864	241	62.4	30	10.09	...	...	3.88	...	...	...	1.55	...	...	1.29	...	...	...	...	...	...	1.29	...	...

Absent Deaths, 18. Ratio of 57 Deaths, 11.82 per 1,000 of the Total Regimental Strength.

CAUSES OF ADMISSIONS.	NUMBER OF ADMISSIONS INTO HOSPITAL IN EACH MONTH.												Total Admitted during the Year.	Admitted per 1,000 of Strength.	Died out of each hundred treated.
	Jan.	Feb.	March.	April.	May.	June.	July.	Aug.	Sept.	Oct.	Nov.	Dec.			
Cholera	...	...	...	...	...	...	...	...	...	...	...	...	None.	...	...
Smallpox	...	...	...	...	...	...	...	...	...	...	...	...	3	...	...
Fever, Intermittent	313	290	256	527	570	218	314	499	642	775	485	300	5,090	131.3	...
" Remittent and Continued	...	1	2	2	...	1	...	1	2	...	1	2	12	3.1	33.33
Apoplexy	...	...	...	...	...	...	...	...	...	...	...	...	1	...	...
Dysentery	7	3	5	16	10	8	11	21	14	13	15	15	138	35.7	...
Diarrhoea	8	4	12	13	6	6	12	8	5	5	6	6	90	23.3	3.51
Hepatitis	...	...	...	...	...	...	...	...	...	...	...	...	4	1.0	...
Spleen Disease	6	3	...	1	...	...	...	...	...	...	...	...	38	9.8	...
Respiratory Diseases	14	19	16	3	5	6	3	6	15	17	61	...	169	43.7	2.96
Phtisis Pulmonalis	2	...	1	1	1	...	...	...	1	...	1	...	8	2.1	25.00
Dropsy	1	...	...	1	...	...	...	...	...	...	...	...	2	...	50.00
Scurvy	...	1	...	1	...	...	...	...	...	...	...	...	4	1.0	...
Rheumatism	37	26	35	18	18	13	16	24	13	17	34	28	279	72.2	...
Venereal Diseases	21	19	15	10	29	8	9	15	8	13	14	21	173	44.8	...
Eye Diseases	6	10	4	6	8	6	10	29	8	6	3	7	94	24.3	...
Abscess and Ulcer	69	42	39	32	27	40	37	66	59	59	39	52	434	138.2	...
Wounds and Accidents	73	65	67	42	33	17	46	82	58	85	46	67	671	173.7	...
All other Causes	37	24	27	23	30	19	21	31	35	31	35	29	342	88.5	...
	586	417	470	607	731	341	480	770	866	1,027	692	585	7,652		
Admitted per 1,000 of the Average Strength in each Month.															
	129.9	92.5	112.1	169.2	206.9	95.1	139.3	206.6	227.6	263.2	174.7	153.9	199.3		

# NATIVE TROOPS, 1871.

## VI.

*TABLE showing the SICKNESS and MORTALITY among the NATIVE TROOPS serving in the PUNJAB during the Year 1871, and the prevalence of the principal Diseases in each Month of the Year.*

MONTHS.	Average Strength.	Average Number Daily Sick.	Number Daily Sick per 1,000 of Strength.	Number of Deaths.	Died per 1,000 of Strength.	CAUSES OF DEATHS IN HOSPITAL.																	Died out of Hospital.
						Cholera.	Smallpox.	Fever, Intermittent.	Fever, Remittent and Continued.	Apoplexy.	Dysentery.	Diarrhœa.	Hepatitis.	Spleen Disease.	Respiratory Diseases.	Heart Diseases.	Phthisis Pulmonalis.	Dropsy.	Scurvy.	Atrophy and Anæmia.	Wounds and Accidents.	All other Causes.	
January	16,833	831	49.4	64	...	...	...	9	...	...	1	4	...	...	39	1	1	...	...	3	...	3	...
February	16,898	660	39.1	33	...	...	...	1	...	...	2	...	...	1	20	...	1	...	...	...	1	1	...
March	16,907	516	30.7	27	...	...	...	3	...	...	...	2	...	...	11	...	2	...	...	...	1	5	1
April	14,332	420	29.3	13	...	...	...	...	...	...	...	1	1	1	...	...	...	...	...	1	1	...	...
May	13,899	368	26.5	14	...	...	...	...	...	...	...	1	...	...	3	1	1	...	...	...	...	4	2
June	14,031	348	24.8	8	...	...	...	1	...	...	...	1	...	...	12	...	...	...	...	...	1	...	1
July	14,228	397	27.9	12	...	1	...	1	...	...	1	...	...	...	12	...	...	...	3	1	...	...	1
August	14,384	513	35.7	6	...	...	...	1	1	...	...	...	...	...	4	...	...	...	...	...	...	1	1
September	14,488	508	35.1	5	...	...	...	...	...	...	...	...	...	...	1	1	1	...	...	...	...	2	1
October	14,793	549	37.1	12	...	...	...	...	1	1	1	1	2	...	4	...	...	...	...	...	...	2	1
November	15,945	649	40.7	22	...	...	...	1	1	...	1	2	...	...	12	...	2	...	...	1	...	2	1
December	16,170	621	38.4	22	...	...	...	4	2	...	1	4	...	...	8	...	...	...	...	2	...	...	1
						1	...	20	17	1	6	20	2	4	111	3	8	...	...	10	4	22	9
Died per 1,000 of the Average Strength.																							
For the year	15,234	532	34.9	238	15.62	.07	...	2.43	.07	.39	1.31	.13	.26	7.29	.20	.32	...	...	.66	.26	1.44	.59	
Absent Deaths, 81. Ratio of 319 Deaths, 18.53 per 1,000 of the Total Regimental Strength.																							
CAUSES OF ADMISSIONS.	NUMBER OF ADMISSIONS INTO HOSPITAL IN EACH MONTH.												Total Admitted during the Year.	Admitted per 1,000 of Strength.	Died out of each hundred treated.								
	Jan.	Feb.	March.	April.	May.	June.	July.	Aug.	Sept.	Oct.	Nov.	Dec.											
Cholera	...	...	...	...	...	...	1	...	...	...	...	...	1	1	...								
Smallpox	2	3	3	4	...	...	...	...	...	1	1	...	14	9	...								
Fever, Intermittent	728	376	279	300	482	374	470	820	719	1,098	886	511	7,042	462.3	28								
" Remittent and Continued	16	8	5	9	16	6	7	13	6	9	10	9	114	7.5	14.91								
Apoplexy	...	...	...	...	1	...	...	1	...	...	...	...	3	2	33.33								
Dysentery	38	34	38	48	62	58	53	102	122	135	112	85	887	58.2	199								
Diarrhœa	39	19	35	37	41	30	33	52	42	33	25	35	421	27.7	...								
Hepatitis	1	...	2	2	5	2	1	3	1	2	1	...	20	1.3	10.00								
Spleen Disease	51	12	20	8	14	7	14	11	14	9	19	8	187	12.3	2.14								
Respiratory Diseases	274	118	69	62	31	14	17	37	27	44	62	101	868	56.8	12.82								
Phthisis Pulmonalis	2	...	3	3	1	2	2	2	2	2	2	2	23	1.5	34.78								
Dropsy	2	...	1	1	...	...	...	...	...	...	...	...	4	...	...								
Scurvy	6	1	2	...	2	3	1	1	2	3	1	2	24	1.6	...								
Rheumatism	111	80	65	49	53	54	31	83	52	71	63	71	783	51.4	...								
Veneral Diseases	33	26	16	20	17	27	28	23	21	38	48	40	337	22.1	...								
Eye Diseases	16	18	21	29	57	44	55	54	36	37	22	21	410	26.9	...								
Abscess and Ulcer	181	83	82	127	133	142	213	205	153	176	151	164	1,810	118.8	...								
Wounds and Accidents	135	121	131	125	189	126	139	205	151	218	164	141	1,845	121.1	...								
All other Causes	149	106	102	90	101	81	100	142	105	121	96	86	1,288	84.5	...								
	1,784	1,005	894	904	1,305	970	1,174	1,754	1,452	1,998	1,683	1,276	16,079		...								
Admitted per 1,000 of the Average Strength in each Month.																							
	106.9	59.5	53.2	63.1	89.7	69.1	82.5	121.9	100.2	135.1	104.3	78.9	1065.5		...								



# NATIVE TROOPS, 1871.

## VII.

TABLE showing the SICKNESS and MORTALITY among the NATIVE TROOPS composing the CENTRAL INDIA IRREGULAR FORCE during the Year 1871, and the prevalence of the principal Diseases in each Month of the Year.

MONTHS.	Average Strength.	Average Number Daily Sick.	Number Daily Sick per 1,000 of Strength.	Number of Deaths.	Died per 1,000 of Strength.	CAUSES OF DEATHS IN HOSPITAL.																	Died out of Hospital.	
						Cholera.	Smallpox.	Fever, Intermittent.	Fever, Remittent and Continued.	Apoplexy.	Dysentery.	Diarrhoea.	Hepatitis.	Spleen Disease.	Respiratory Diseases.	Heart Disease.	Phthisis Pulmonalis.	Dropsy.	Scurvy.	Atrophy and Anæmia.	Wounds and Accidents.	All other Causes.		
January	4,249	156	36.7	7	...	...	...	42	1	...	...	...	...	...	...	...	...	...	1	...	3	...	1	
February	4,226	144	34.1	6	...	...	...	42	1	...	...	1	...	...	...	...	...	...	...	...	...	...	...	
March	4,089	141	34.5	11	...	...	...	3	1	...	...	1	...	...	...	...	...	...	...	...	...	...	...	
April	3,778	121	32.0	8	...	...	...	42	42	...	...	...	...	...	...	...	...	...	...	...	...	...	...	
May	3,749	128	34.2	1	...	...	...	...	...	...	1	...	...	...	...	...	...	...	...	...	...	...	...	
June	3,825	115	30.1	2	...	...	...	...	...	...	...	...	...	...	...	...	...	...	...	...	...	...	...	
July	3,913	127	32.4	1	...	...	...	...	...	...	...	...	...	...	...	...	...	...	...	...	...	...	...	
August	3,975	138	34.7	3	...	...	...	...	...	...	...	1	...	...	...	...	...	...	...	...	...	...	...	
September	4,082	114	28.0	3	...	...	...	...	...	...	...	1	...	...	...	...	...	...	...	...	...	...	...	
October	4,102	157	37.7	4	...	...	...	1	1	...	1	...	...	...	...	...	...	...	...	...	...	...	...	
November	4,159	147	35.4	3	...	...	...	2	1	...	...	...	...	...	...	...	...	...	...	...	...	...	...	
December	4,117	122	29.6	6	...	...	...	...	...	...	...	1	...	...	3	...	...	...	...	...	...	...	1	
						...	...	10	7	...	4	6	...	...	12	...	...	...	...	1	...	13	2	
Died per 1,000 of the Average Strength.																								
For the year	4,026	134	33.3	55	13.66	...	...	4.22	...	...	...	1.49	...	...	2.98	...	...	...	...	25	...	3.23	...	50

CAUSES OF ADMISSIONS.	NUMBER OF ADMISSIONS INTO HOSPITAL IN EACH MONTH.												Total Admitted during the Year.	Admitted per 1,000 of Strength.	Died out of each hundred treated.
	Jan.	Feb.	March.	April.	May.	June.	July.	Aug.	Sept.	Oct.	Nov.	Dec.			
Cholera	...	...	...	...	1	...	1	...	...	...	1	...	3	7	...
Smallpox	...	...	1	...	...	...	...	...	...	...	...	...	1	...	...
Fever, Intermittent	126	119	146	110	92	87	100	192	151	205	171	124	1,722	427.7	...
" Remittent and Continued	1	6	5	4	2	3	4	4	3	3	8	2	45	11.2	15.55
Apoplexy	...	...	...	...	...	...	...	...	...	...	...	...	...	...	...
Dysentery	9	7	10	10	5	4	20	17	8	11	6	16	123	30.6	...
Diarrhoea	1	4	7	5	11	7	10	19	17	12	11	9	113	28.2	42.4
Hepatitis	...	...	...	...	1	...	...	2	...	1	1	2	7	1.7	...
Spleen Disease	...	1	1	...	3	2	1	3	...	5	2	1	19	4.7	...
Respiratory Diseases	17	21	23	14	8	3	6	5	6	16	13	13	145	36.0	8.28
Phthisis Pulmonalis	...	...	...	...	...	...	...	...	...	...	...	...	...	...	...
Dropsy	...	...	...	...	...	...	...	...	...	...	...	...	...	...	...
Scurvy	...	...	...	...	...	...	...	...	1	2	...	...	3	7	...
Rheumatism	18	23	20	6	18	7	8	8	7	16	10	15	166	38.7	...
Veneral Diseases	11	14	3	9	14	9	8	11	10	12	3	4	108	26.8	...
Eye Diseases	16	8	10	11	24	15	21	40	19	19	17	15	215	53.4	...
Abscess and Ulcer	38	32	28	21	31	29	16	24	23	28	15	32	308	76.5	...
Wounds and Accidents	84	33	29	24	22	21	21	38	25	41	39	26	394	97.9	...
All other Causes	37	18	37	26	54	44	35	48	35	33	21	31	419	104.1	...
	358	296	320	240	296	222	260	411	305	494	309	290	3,781		
Admitted per 1,000 of the Average Strength in each Month.															
	84.2	67.7	78.3	63.5	76.5	58.0	60.4	103.4	74.7	118.7	74.3	70.4	90.1		

The Mairwarra Battalion, which was added to the Central India Force during the year, is not included in this Table, the weekly returns having been received for the last three months only.

The Total Strength of the Corps of the Central India Force, including the Mairwarra Battalion, was approximately 5,000, and out of this strength the deaths were 82, which gives a ratio of 14.94 per 1,000.

The Gain and Loss Statement for the year is as under:—

Strength borne on the Rolls at the beginning of the year	...	...	...	...	...	...	...	...	...	...	...	...	...	...	5,003
Additions received during the year	...	...	...	...	...	...	...	...	...	...	...	...	...	...	334

Deaths at Head-quarters and in Detachments 74; on Furlough 8; Invalided for Discharge 48; otherwise discharged 212

Remaining on the Rolls of the Regiments on 31st December ... 5,595

# NATIVE TROOPS, 1871.

## VIII.

TABLE showing the SICKNESS and MORTALITY among the NATIVE TROOPS composing the PUNJAB IRREGULAR FORCE during the Year 1871, and the prevalence of the principal Diseases in each Month of the Year.

MONTHS.	Average Strength.	Average Number Daily Sick.	Number Daily Sick per 1,000 of Strength.	Number of Deaths.	Died per 1,000 of Strength.	CAUSES OF DEATHS IN HOSPITAL.														Died out of Hospital.				
						Cholera.	Smallpox.	Fever, Intermittent.	Fever, Remittent and Continued.	Apoplexy.	Dysentery.	Diarrhoea.	Hepatitis.	Spleen Disease.	Respiratory Diseases.	Heart Diseases.	Phthisis Pulmonalis.	Dropsy.	Scurvy.		Atrophy and Anæmia.	Wounds and Accidents.	All other Causes.	
January	11,349	752	66.3	43	...	...	...	5	5	...	2	2	...	...	25	...	2	...	...	...	1	1	...	
February	11,312	583	51.5	29	...	...	...	...	...	...	...	...	...	...	13	1	...	1	...	...	...	...	1	...
March	10,988	440	40.1	20	...	...	...	1	3	...	3	...	1	1	8	1	...	1	...	...	...	...	1	...
April	10,283	335	32.6	16	...	...	...	...	1	...	...	...	...	...	6	...	...	...	...	...	1	...	...	...
May	9,299	353	38.0	7	...	...	...	...	...	...	...	...	...	...	...	...	...	...	...	...	...	...	...	...
June	9,350	382	40.9	11	...	...	...	...	...	...	...	...	...	...	...	...	1	...	...	...	...	...	1	...
July	9,343	377	40.4	8	...	...	...	...	...	...	1	1	...	...	...	...	...	1	...	...	...	...	1	...
August	9,268	439	47.4	8	...	1	...	...	...	...	...	...	...	...	1	1	...	...	...	...	...	...	...	3
September	9,424	461	48.9	3	...	...	...	1	...	...	1	...	...	...	...	...	...	...	...	...	...	...	...	...
October	9,401	534	56.8	4	...	...	...	1	...	...	1	...	...	...	...	...	1	...	1	...	...	...	...	...
November	10,946	668	62.8	16	...	...	...	1	5	...	...	...	...	...	5	...	...	...	...	...	...	...	3	...
December	11,190	663	59.3	25	...	...	...	2	6	...	1	...	...	...	13	...	1	...	...	1	...	...	1	...
						1	2	14	35	4	15	3	1	1	72	3	6	1	1	5	1	13	3	
Died per 1,000 of the Average Strength.																								
For the year	10,153	490	49.1	181	17.83	10	20	482	39	1.47	30	10	10	7.00	30	30	10	10	40	10	1.28	30	30	

CAUSES OF ADMISSIONS.	NUMBER OF ADMISSIONS INTO HOSPITAL IN EACH MONTH.												Total Admitted during the Year.	Admitted per 1,000 of Strength.	Died out of each hundred treated.
	Jan.	Feb.	March.	April.	May.	June.	July.	Aug.	Sept.	Oct.	Nov.	Dec.			
Cholera	...	...	...	...	1	...	...	1	1	...	...	...	3	3	23.33
Smallpox	...	1	...	2	1	1	1	...	...	...	1	1	9	9	22.22
Fever, Intermittent	803	406	391	332	578	453	466	695	702	1,472	1,286	742	8,326	820.0	17
" Remittent and Continued	29	12	11	17	24	11	6	9	8	32	18	23	209	19.7	17.50
Apoplexy	...	...	...	1	...	1	1	...	2	...	...	...	5	5	80.00
Dysentery	70	28	43	43	49	73	57	106	107	106	74	132	888	87.4	1.24
Diarrhoea	40	16	34	27	43	57	52	49	55	45	62	79	559	55.0	65
Hepatitis	2	...	1	1	2	...	1	...	3	...	1	1	12	1.2	8.33
Spleen Disease	14	10	5	18	18	12	6	9	10	13	24	16	155	15.3	65
Respiratory Diseases	272	104	68	40	18	22	11	25	13	36	46	80	735	72.4	9.80
Phthisis Pulmonalis	2	...	2	...	1	2	1	1	2	2	...	5	18	1.8	33.33
Dropsy	1	1	...	...	...	...	...	...	...	...	...	...	2	2	50.00
Scurvy	...	2	1	1	...	1	1	1	2	3	4	1	17	1.7	5.88
Rheumatism...	89	42	48	33	36	37	36	40	30	37	62	64	561	55.6	...
Veneral Diseases	29	24	25	26	39	21	18	27	19	21	16	21	277	27.3	...
Eye Diseases	14	10	15	24	34	25	29	27	27	33	18	14	261	25.7	...
Abscess and Ulcer	200	80	78	71	138	143	200	278	136	132	131	166	1,752	172.5	...
Wounds and Accidents	144	80	109	117	143	92	111	147	111	163	149	164	1,550	152.7	...
All other Causes	121	68	92	101	112	104	88	105	90	162	109	108	1,200	118.2	...
	1,830	884	924	854	1,228	1,035	1,085	1,540	1,327	2,107	2,001	1,607	16,532		
Admitted per 1,000 of the Average Strength in each Month.															
	161.3	78.1	84.2	83.1	132.1	112.8	116.1	166.2	140.8	233.7	187.9	143.6	162.3		

Calculated on a Strength of 12,300, which approximately represents the Total Strength, absent as well as present, the Death-rate of the year is 20.80 per 1,000—the equivalent of 257 deaths.

The Gain and Loss Statement for the Frontier Force for the year is as under:—

Strength borne on the Regimental Rolls on 1st January 1871	...	12,239
Additions received during the year	...	1,603
TOTAL		13,842
Deaths at Head-quarters and in Detachments 181; died while on Furlough and Sick Leave 76; Invalided for Discharge 260; Transfers given 33; Discharged otherwise 943	...	1,490
Remaining on the Rolls at the close of 1871	...	12,349



# NATIVE TROOPS, 1871.

## IX.

TABLE showing the SICKNESS and MORTALITY among the NATIVE TROOPS of the REGULAR ARMY and of the PUNJAB FRONTIER FORCE serving TRANS-INDUS during the Year 1871, and the prevalence of the principal Diseases in each Month of the Year.

(This Table contains the entire of the figures shown in the Statement for the Punjab Frontier Force, with the exception of the Statistics of Abbottabad, as well as the Statistics of the Regiments of the Regular Native Army serving beyond the Indus already incorporated in the General Statement for the Punjab).

MONTHS.	Average Strength.	Average Number Daily Sick.	Number Daily Sick per 1,000 of strength.	Number of Deaths.	Died per 1,000 of Strength.	CAUSES OF DEATHS IN HOSPITAL.																	Died out of Hospital.
						Cholera.	Smallpox.	Fever, Intermittent.	Fever, Remittent and Continued.	Apoplexy.	Dysentery.	Diarrhea.	Hepatitis.	Spleen Disease.	Respiratory Diseases.	Heart Diseases.	Phthisis Pulmonalis.	Dropsy.	Scurvy.	Atrophy and Anæmia.	Wounds and Accidents.	All other Causes.	
						1	2	10	43	4	17	11	1	3	103	4	5	...	1	9	3	15	
Died per 1,000 of the Average Strength.																							
For the year	...	13,058	600	46.6	218	18.99	.08	.15	4.75	.30	1.30	.84	.08	.23	7.89	.30	.38	...	.08	.69	.23	1.15	.54

Absent Deaths, 80. Ratio of 328 Deaths, 21.38 per 1,000 of the Total Regimental Strength.

CAUSES OF ADMISSIONS.	NUMBER OF ADMISSIONS INTO HOSPITAL IN EACH MONTH.												Total Admitted during the Year.	Admitted per 1,000 of Strength.	Died out of each hundred treated.
	Jan.	Feb.	March.	April.	May.	June.	July.	Aug.	Sept.	Oct.	Nov.	Dec.			
	1	2	3	4	5	6	7	8	9	10	11	12			
Cholera	...	...	...	...	1	...	...	1	1	...	...	...	3	...	33.33
Smallpox	...	...	...	...	1	...	...	...	...	...	...	...	10	...	29.09
Fever, Intermittent	1,973	517	446	365	669	477	538	720	752	1,944	1,726	864	10,591	772.8	19
"  Remittent and Continued	43	14	11	18	28	14	9	13	9	34	23	28	244	18.7	17.62
Apoplexy	...	...	...	...	...	...	...	...	...	...	...	...	5	...	89.00
Dysentery	90	47	52	58	74	95	72	...	158	157	111	168	1,230	91.2	1.47
Diarrhoea	38	29	42	37	60	61	55	79	73	55	64	86	679	51.3	5.26
Hepatitis	2	...	2	1	4	2	1	...	3	1	2	1	19	1.4	1.12
Spleen Disease	57	29	16	29	26	16	13	14	17	18	34	17	268	20.5	11.36
Respiratory Diseases	331	125	85	49	23	21	14	33	17	48	63	98	967	69.5	29.41
Phthisis Pulmonalis	2	...	1	1	1	1	1	1	1	3	1	4	17	1.3	...
Dropsy	...	1	...	...	...	...	...	...	...	...	...	...	2	...	...
Scurvy	3	2	...	...	1	...	2	...	2	2	3	2	20	1.5	5.00
Rheumatism	113	64	62	44	44	33	42	61	52	49	68	75	727	55.7	...
Veneral Diseases	31	39	25	24	20	27	18	35	19	52	25	24	316	24.2	...
Eye Diseases	16	16	25	27	42	32	32	45	38	36	25	15	349	26.7	...
Abscess and Ulcer	219	165	90	76	165	184	262	322	185	174	153	188	2,143	164.1	...
Wounds and Accidents	153	115	121	141	191	113	148	184	122	209	191	178	1,865	142.9	...
All other Causes	168	87	112	163	124	111	117	134	107	138	144	116	1,461	111.9	...
For the year	2,350	1,164	1,002	969	1,490	1,211	1,325	1,590	1,568	2,901	2,634	1,865	20,348	155.3	...
Admitted per 1,000 of the Average Strength in each Month.															
For the year	161.4	80.7	76.6	75.9	121.3	100.7	100.6	148.9	128.3	237.9	199.0	129.7	155.3	...	...

# NATIVE TROOPS, 1871.

## X.

COMPARATIVE STATEMENT of the RATIOS of SICKNESS and MORTALITY among the NATIVE TROOPS serving in the various PROVINCES of the BENGAL PRESIDENCY for the Year 1871.

1.—AVERAGE DAILY SICK-RATE OF EACH MONTH.	RATIOS PER 1,000 OF STRENGTH.							
	Bengal Proper and Assam.	Gangetic Provinces.	Baháulund and Meerut.	Agra and Central India.	Punjab.	Regular Native Army.	Punjab Frontier Force.	Central India Irregular Force.
January	47.4	36.8	30.6	52.3	49.4	44.4	60.3	36.7
February	45.2	34.3	25.0	45.3	39.1	37.9	51.5	34.1
March	46.9	34.2	24.3	49.4	39.7	35.1	49.1	34.5
April	49.3	34.3	23.5	70.7	29.3	37.1	32.6	32.0
May	53.8	31.8	23.6	60.3	26.5	36.2	38.0	34.2
June	61.3	29.9	24.4	37.1	24.8	33.9	40.9	30.1
July	60.8	30.7	28.0	42.6	27.9	36.2	40.4	32.4
August	61.6	38.1	32.4	50.9	35.7	43.3	47.4	34.7
September	65.7	46.5	37.6	92.3	35.1	40.0	48.9	28.0
October	62.6	49.8	37.5	93.0	37.1	49.7	56.8	37.7
November	71.7	44.2	32.8	74.0	40.7	47.5	62.8	35.4
December	61.4	40.8	31.7	75.2	38.4	48.6	50.3	29.6
AVERAGE OF THE YEAR	57.2	37.7	29.0	62.4	34.9	41.7	49.1	33.3
2.—COMPOSITION OF THE ADMISSION-RATE OF THE YEAR.								
Cholera	2.0	1.4	7	...	1	1.3	3	7
Intermittent Fevers	740.8	520.8	428.6	1317.3	482.3	614.0	820.0	427.7
Remittent and Continued Fevers	24.3	11.0	29.1	3.1	7.5	12.5	19.7	11.2
Apoplexy	...	5	2	3	2	2	5	...
Dysentery	164.7	51.6	36.9	35.7	58.2	79.0	87.4	30.6
Diarrhoea	109.7	28.9	19.0	23.3	27.7	46.8	55.0	28.2
Hepatitis	2.9	1.4	1.8	1.0	1.3	1.7	1.2	1.7
Spleen Disease	19.6	9.6	4.6	9.8	12.3	11.6	15.3	4.7
Respiratory Diseases	78.9	42.9	33.2	43.7	66.8	54.6	72.4	36.0
Phthisis Pulmonalis	4.7	4.4	4.6	2.1	1.5	3.0	1.8	...
Scurvy	10.5	4.0	7	1.0	1.6	3.4	1.7	7
Rheumatism	69.1	62.9	38.2	72.2	51.4	57.4	55.5	38.7
Veneral Diseases	35.5	33.8	25.7	44.8	22.1	39.1	27.3	26.8
Eye Diseases	22.2	32.5	25.0	24.3	26.9	26.1	25.7	53.4
Abscess and Ulcer	93.4	105.3	68.1	138.2	118.8	106.2	172.5	76.5
Wounds and Accidents	176.6	129.5	94.7	173.7	121.1	134.8	162.7	97.9
All other causes	176.1	108.2	68.1	89.8	85.7	104.5	119.3	104.3
ADMISSION-RATE OF THE YEAR	1731.0	1140.7	870.2	1960.3	1055.5	1287.2	1628.3	939.1
3.—COMPOSITION OF THE DEATH-RATE OF THE YEAR.								
Cholera	1.25	.61	.55	...	.07	.84	.10	...
Fevers	3.33	.92	3.65	3.88	2.43	2.64	4.82	4.22
Apoplexy	...	.31	.18	...	.07	.13	.39	...
Dysentery	2.00	1.08	1.46	.52	.39	1.09	1.47	.99
Diarrhoea	2.09	.31	.73	1.55	1.31	1.30	.30	1.49
Hepatitis	...	.15	.73	...	.13	.20	.10	...
Spleen Disease	.83	.77	.37	...	.26	.43	.10	...
Respiratory Diseases	2.09	1.84	3.10	1.20	7.29	4.19	7.09	2.98
Heart Diseases	.41	...	.37	...	.20	.20	.30	...
Phthisis Pulmonalis	1.53	1.38	2.60	.52	.52	1.04	.59	...
Atrophy and Anæmia	.83	.15	...	.52	.66	.48	.49	.25
All other causes	2.22	1.07	.38	1.55	1.44	1.43	1.68	3.23
Wounds and Accidents	...	...	.73	...	.26	.26	.10	...
Deaths out of Hospital	1.66	.15	.55	.26	.59	.81	.30	.50
DEATH-RATE OF THE YEAR	18.33	9.34	14.78	10.09	15.62	15.94	17.83	13.66
“ INCLUDING ABSENT DEATHS	25.03	13.75	16.13	11.82	18.53	17.81	20.90	14.64
DIED OUT OF EACH HUNDRED CASES TREATED.								
4.—MORTALITY RELATIVE TO THE NUMBER TREATED.								
Cholera	64.29	44.44	75.00	...	...	64.71	33.33	...
Intermittent Fevers	.15	.09	.13	.22	.28	.19	.17	.58
Remittent and Continued Fevers	9.14	4.17	15.45	33.33	14.91	11.81	17.50	15.55
Apoplexy	...	66.67	...	...	33.33	62.50	...	...
Dysentery and Diarrhoea	1.52	2.47	3.92	3.51	1.99	1.90	1.24	4.24
Hepatitis	...	11.11	...	...	10.00	11.77	8.33	...
Spleen Disease	4.26	7.94	8.00	...	2.14	3.73	.65	...
Respiratory Diseases	2.64	4.29	9.34	2.06	12.82	7.67	9.90	8.28
Phthisis Pulmonalis	32.35	31.03	44.00	25.00	34.78	34.45	33.33	...
Scurvy	2.03	...	...	...	...	2.22	5.88	...



# NATIVE TROOPS, 1871.

## XI.

TABLE showing the DAILY AVERAGE SICK-RATE of each STATION in each MONTH.

STATIONS.	Average Strength for the period of observation.	DAILY SICK PER 1,000 OF AVERAGE STRENGTH IN EACH MONTH.												Average Daily Sick per 1,000 of Strength during the period of observation.	Ratio for each Province.
		January.	February.	March.	April.	May.	June.	July.	August.	September.	October.	November.	December.		
Fort William	571	696	836	1434	735	661	636	627	624	797	962	801	714	771	57.2
Alipore	814	534	409	529	330	289	343	453	610	789	858	926	693	565	
Dum-Dum	354	354	458	480	378	313	440	328	438	379	623	565	833	452	
Barrackpore	529	577	463	532	550	220	149	294	379	424	487	582	289	435	
Berhampore	114	526	263	263	263	175	439	526	614	877	877	1140	905	614	
Dacca	363	691	1091	414	667	756	608	680	864	739	559	763	639	689	
Cachar and out-posts	754	733	387	363	609	694	1269	1296	1714	1559	1195	1577	1636	1061	
Eastern Frontier out-posts	362	483	288	391	633	816	1352	1096	943	826	817	344	286	552	
Sylhet	143	...	40	135	221	611	462	692	538	687	556	1333	667	420	
Shillong	545	517	421	565	479	917	817	775	565	469	390	455	484	587	
Gowhaty	285	274	586	435	364	593	647	609	491	352	370	380	513	475	
Terapore	167	398	645	331	473	291	541	632	595	622	642	874	686	539	
Nowgong	85	357	357	465	465	465	581	471	588	476	349	349	349	471	
Debrooghur	767	410	305	227	285	328	353	394	356	429	357	420	331	339	
Buxa	590	413	540	823	819	833	771	552	400	487	606	550	462	593	
Jalpigoree	523	406	360	370	436	516	429	518	432	520	460	427	298	410	
Bhaugulpore	227	214	244	239	286	170	176	133	222	259	161	190	164	220	
Dinapore	267	290	188	252	234	159	120	81	161	294	221	359	381	225	
Sogowla	290	190	194	194	225	398	292	216	179	316	271	264	165	241	
Bunares	551	420	518	521	490	286	284	239	260	354	461	338	399	381	
Chunar	70	286	...	143	286	143	143	286	429	143	143	143	143	143	
Goruckpore	690	319	323	253	335	396	457	445	745	1066	1622	888	956	594	
Fyzabad	626	272	241	276	209	272	248	176	209	209	224	284	248	240	
Lucknow	1,045	316	370	327	423	355	324	359	418	411	396	356	292	365	
Setapore (10 months)	423	310	397	417	391	455	448	466	535	419	498	...	426	426	
Pattelghur	175	341	284	398	230	286	317	345	341	286	400	398	511	343	
Cawnpore	813	296	241	225	189	251	220	313	315	524	677	471	386	344	
Allahabad	958	625	487	499	512	292	213	186	243	343	364	396	336	386	
Nagode (10 months)	111	...	...	336	288	481	556	918	1176	1790	1739	1462	1090	991	
Shahjehanpore	396	146	176	88	133	211	70	105	179	183	239	273	279	163	
Bareilly	828	281	197	180	171	222	168	211	188	238	270	393	297	217	
Moradabad	396	172	147	123	82	85	113	163	274	244	297	165	141	155	
Almorah	588	331	358	318	290	374	419	411	399	438	441	389	...	374	
Banckhet (11 months)	639	194	211	179	164	227	220	239	268	291	198	258	...	296	
Chuckrata (5 months)	257	...	...	...	...	...	197	114	145	36	150	...	...	117	
Dehra	556	267	...	...	...	...	...	...	...	...	...	...	...	396	
Roorkee	548	227	150	117	139	162	136	220	294	450	366	117	...	291	
Merrut	890	411	365	310	322	198	266	299	427	538	419	273	391	360	
Delhi	690	497	332	394	415	393	461	508	631	642	698	586	454	493	
Agra	1,618	557	520	537	454	404	396	347	466	557	645	525	623	491	
Morar	1,519	570	476	557	1119	1070	453	555	733	1243	1237	1194	1083	836	
Jhansi	643	155	141	141	198	115	123	130	236	776	652	480	412	295	
Nowgong	278	596	626	891	611	548	413	364	588	901	1048	578	570	617	
Lallupore	73	274	...	137	405	676	676	495	541	811	946	923	556	518	
Deolee	218	997	736	412	690	760	629	904	842	730	730	494	509	688	
Temporary Detachments, Ulwar and Samlhar...	114	214	...	...	761	560	727	645	580	966	773	792	732	702	
Umballa	771	592	485	391	331	360	255	239	430	475	249	140	494	376	
Simla (8 months)	164	...	...	...	284	398	425	398	398	398	284	130	...	366	
Loodianah and Phillour	74	541	270	270	270	676	270	946	676	135	270	135	135	405	
Jullundur	615	894	684	487	428	372	415	632	975	1044	876	722	719	683	
Ferozepore	617	130	290	233	450	230	95	192	219	90	174	216	210	211	
Mooltan	969	615	639	551	497	242	194	262	360	290	294	289	330	380	
Sealkote	932	152	213	136	245	223	156	180	271	325	227	185	226	215	
Dhurmalla	478	290	162	212	271	391	349	391	349	488	442	494	611	314	
Bakloh	491	393	281	338	537	428	395	274	363	394	344	194	889	387	
Umritsur	292	544	498	498	476	548	414	411	314	404	330	459	496	446	
Moran Meer	1,320	669	390	353	367	359	366	339	414	457	494	316	414	394	
Jhelum	1,235	216	210	170	202	143	117	200	245	240	215	281	350	211	
Rawalpindce	1,471	514	442	363	311	262	291	224	283	241	283	362	354	347	
Tallagunge	544	530	450	286	206	298	212	277	368	261	176	387	356	312	
Attock	179	611	497	319	169	227	383	508	636	357	526	663	611	447	
Hazara (5 months)	513	...	...	...	...	163	198	280	260	299	...	...	...	234	
Murree	67	290	290	294	...	298	100	200	100	101	...	...	...	149	
Nowshera and out-posts	817	997	491	315	190	214	256	364	399	362	374	417	475	416	
Peshawar and out-posts	3,530	546	420	279	194	228	242	235	395	297	456	552	461	357	
PUNJAB FRONTIER FORCE.															
Muridan	897	969	717	454	362	374	390	418	630	576	588	558	439	557	49.1
Abbottabad	1,443	494	291	258	232	239	293	281	428	449	440	328	547	346	
Kohat	2,366	990	558	431	307	326	455	438	490	557	561	662	686	528	
Bunoo	1,737	581	495	437	399	488	473	502	536	557	827	1051	781	587	
Dera Ghazee Khan	1,197	677	722	506	411	325	370	329	382	486	696	785	584	534	
Dera Ismael Khan	1,677	519	491	286	276	563	433	380	392	331	273	320	428	382	
Rajapore	517	996	651	491	292	428	371	503	588	454	609	674	444	642	
CENTRAL INDIA FORCE.															
Augur	299	371	315	327	167	133	296	71	73	68	157	120	111	134	53.3
Goonah	332	621	442	288	246	1014	239	355	333	445	627	316	264	422	
Sindarpore	432	232	282	294	115	182	264	362	259	241	215	345	256	255	
Kherwarrah	571	490	378	658	488	458	469	383	408	226	351	311	296	403	
Eringpoorah	755	390	298	226	228	219	118	165	153	148	214	203	268	225	
Deolee	816	586	506	489	483	391	449	473	608	481	589	541	493	502	
Schoro	822	241	285	276	337	256	291	340	319	255	411	354	326	316	



# NATIVE TROOPS, 1871.

## XII.

STATEMENT showing the *RATIO* in which the *CHIEF DISEASES* have contributed to make up the *ADMISSION-RATE* of each *STATION*.

STATIONS.	Average Strength during the period of observation.	ADMITTED INTO HOSPITAL PER 1,000 OF AVERAGE STRENGTH.										Admitted per 1,000 of strength during the period of observation.	
		Cholera.	Fever.	Dysentery.	Diarrhoea.	Hepatitis.	Spleen Disease.	Ophthalmia.	Rheumatism.	Veneral cases.	Diseases of the Respiratory Organs.		All other causes.
Fort William	571	35	742.0	168.1	112.1	...	26.3	15.8	84.0	54.3	98.1	534.1	1838.9
Alipore	814	1.2	712.5	205.2	181.8	1.2	19.7	13.5	33.2	43.0	79.9	441.0	1732.2
Dum-Dum	354	2.8	562.2	120.9	73.4	...	17.0	2.8	65.0	14.1	48.0	305.1	1239.3
Barrackpore	529	1.9	455.5	62.4	62.4	...	3.8	5.7	83.2	37.8	60.5	276.0	1049.2
Berhampore	114	...	1035.1	103.3	169.3	...	...	8.8	122.8	8.8	26.3	245.6	1693.0
Dacca	363	5.5	922.9	347.1	168.0	...	2.8	16.5	107.4	33.8	209.4	652.9	2468.3
Cachar and out-posts	754	...	1709.5	246.7	161.1	4.0	33.2	30.5	106.1	55.7	99.5	679.0	3127.3
Eastern Frontier out-posts	362	5.5	1364.6	378.5	110.5	...	27.6	30.4	58.0	24.9	85.6	385.0	2480.6
Sylhet	143	...	776.2	55.9	76.9	...	7.0	7.0	55.9	111.9	18.0	269.8	1318.6
Shillong	545	...	730.3	150.5	77.1	16.5	67.9	27.5	60.5	58.7	44.0	504.6	1737.6
Gowhaty	295	3.4	854.2	78.0	94.9	6.8	3.4	47.5	44.1	30.5	71.2	477.9	1711.9
Tezpur	167	18.0	778.4	143.7	227.5	...	53.9	35.9	125.7	24.9	143.7	874.3	2425.1
Nowgong	83	...	717.7	129.4	47.1	11.8	58.8	...	58.8	58.8	70.6	258.8	1411.8
Debrooghur	767	1.3	559.3	99.1	43.0	2.6	13.0	33.9	56.1	6.5	44.3	371.6	1239.7
Buxa	509	...	328.8	135.6	129.0	3.4	3.4	13.5	94.9	11.9	125.4	664.4	1529.3
Jalpigoree	523	...	416.8	133.8	76.5	1.9	1.9	28.7	34.4	15.3	40.2	239.0	988.5
Bhangulpore	227	...	167.4	39.7	4.4	...	...	44.0	22.0	61.7	22.0	304.0	665.2
Dinapore	267	...	243.4	12.5	18.7	3.7	...	22.5	56.2	18.7	30.0	239.7	635.4
Segowlie	290	...	163.5	41.4	...	...	...	3.4	6.9	34.5	6.9	56.6	355.2
Benares	551	1.8	489.4	52.0	21.8	...	25.4	12.7	65.3	61.7	20.9	254.1	1091.8
Chunar	70	14.3	542.8	57.1	42.9	...	...	...	57.1	114.3	42.9	260.0	1071.4
Goruckpore	690	...	1027.5	55.1	11.6	2.9	15.9	73.9	52.2	53.6	53.6	311.6	1637.9
Fyzabad	626	...	204.5	47.9	11.2	3.2	4.8	19.2	22.3	30.3	19.2	129.4	492.0
Lucknow	1,645	3.7	485.7	52.9	53.5	6	6.1	32.8	77.2	18.8	31.0	380.6	1142.9
Seetapore (10 months)	423	...	255.3	49.5	28.4	4.7	47	61.5	131.8	30.7	73.3	546.1	1189.1
Futteghur	175	...	529.0	34.3	45.7	...	5.7	51.4	68.6	120.0	34.3	445.7	1325.7
Cawnpore	813	...	709.5	41.8	36.9	1.2	18.5	20.9	41.8	29.5	86.1	389.9	1466.1
Allahabad	958	1.0	391.4	65.8	11.5	...	7.3	21.9	58.5	13.6	44.9	365.3	981.2
Nazode (10 months)	111	...	1747.7	63.1	45.0	...	...	72.1	162.1	54.1	54.1	909.9	3108.1
Shahjahanpore	306	...	277.8	22.9	6.5	3.3	...	...	22.9	6.5	6.5	169.1	506.5
Bareilly	828	...	146.1	15.7	1.2	...	...	30.2	16.9	13.3	18.1	222.2	463.7
Moradabad	395	...	303.1	25.9	29.7	...	...	10.4	18.1	10.4	20.7	153.9	662.2
Almorah	588	1.7	319.7	28.9	13.3	1.7	6.8	22.1	99.2	74.8	39.1	210.4	819.7
Ranekhet (11 months)	630	...	209.2	69.8	15.9	...	...	28.6	38.1	23.8	34.9	234.9	649.2
Chuckrata (5 months)	257	...	83.6	7.8	11.7	...	...	...	7.8	3.9	7.8	58.3	182.9
Deyrah	556	...	255.4	10.8	21.6	9.0	27.0	68.3	23.4	59.3	12.6	235.6	714.0
Roorkee	548	...	421.5	12.8	23.7	...	5.5	23.7	21.9	20.1	54.7	228.1	812.0
Meerut	890	1.1	736.0	70.8	28.1	2.3	2.3	24.7	58.4	20.2	64.0	294.4	1392.3
Delhi	690	2.9	1114.5	47.8	30.4	1.5	1.5	8.8	26.2	10.1	23.2	279.7	1833.6
Agra	1,018	...	894.9	13.8	23.6	2.9	3.9	16.7	109.0	59.1	37.3	475.5	1627.7
Morar	1,310	...	2011.2	52.0	25.0	7	9.2	27.0	57.9	53.3	61.9	427.9	2726.1
Jhansi	643	...	471.2	31.1	17.1	...	6.2	32.7	31.1	28.0	15.6	133.7	766.7
Nowgong	278	...	1086.2	57.5	10.8	...	25.2	36.0	118.7	10.8	32.4	586.3	1964.0
Lullitpore	73	...	1898.2	27.4	13.7	...	...	13.7	27.4	13.7	41.1	452.1	2397.3
Deodee	218	...	989.8	22.9	41.3	...	9.2	4.6	59.6	68.8	45.9	426.6	1609.7
Temporary Detachments, Ulwar and Sambhar													
Umballa	771	...	476.0	35.0	16.9	1.3	1.3	36.3	35.0	25.9	38.9	313.9	989.5
Simla (8 months)	164	...	439.7	30.5	12.2	...	...	18.3	18.3	73.2	...	207.3	789.5
Leedannah and Phillour	74	...	1324.3	13.5	...	...	...	13.5	...	40.5	54.1	405.4	1851.3
Jullundur	615	...	487.8	53.7	6.5	8.1	59.4	27.6	34.2	21.1	59.4	339.1	1069.9
Ferozepore	617	...	1469.1	16.2	14.6	1.6	3.2	43.8	35.7	27.5	49.4	363.1	718.0
Mooltan	560	...	216.2	34.0	12.0	...	2.0	17.0	25.0	8.0	65.1	242.3	621.6
Sealkote	532	...	304.7	36.5	1.1	...	1.1	42.9	26.8	9.7	16.1	217.8	656.7
Dhurmalla	478	...	573.2	25.1	14.6	2.1	4.2	31.4	50.3	52.3	33.5	315.9	1102.5
Bukloh	491	...	352.3	12.2	55.0	2.0	16.3	16.3	97.8	16.3	48.9	814.7	1431.1
Umritsur	202	...	648.6	123.8	49.5	4.9	4.9	24.8	113.8	44.6	44.6	435.6	1499.1
Meran Meer	1,329	...	376.5	72.7	36.4	1.5	6.1	33.3	79.6	19.7	149.2	413.6	1188.6
Jhelum	1,235	...	283.4	53.4	10.5	8	8	23.5	42.1	13.0	39.7	247.8	715.0
Rawalpindce	1,671	...	311.3	34.7	19.0	...	2.0	17.0	54.4	25.8	33.8	227.1	739.1
Tallagunge	544	...	498.2	64.9	33.1	...	11.0	25.7	88.2	14.7	66.2	332.7	1134.2
Attock	179	...	759.8	55.9	67.0	...	5.6	27.9	83.8	72.6	11.2	195.5	1279.3
Hazara (5 months)	513	2.0	113.1	17.5	2.0	...	...	11.7	13.6	2.0	5.8	126.7	291.4
Murree	67	...	104.5	14.9	59.7	...	...	20.9	14.9	14.9	14.9	119.4	373.1
Nowshera and out-posts	817	...	741.7	151.8	17.1	4.9	8.6	29.8	47.7	22.0	53.9	395.3	1463.8
Peshawur and out-posts	3,530	...	670.8	72.8	52.1	9	31.7	27.8	56.1	19.6	56.9	330.0	1318.7
PUNJAB FRONTIER FORCE.													
Muridan	887	1.1	456.9	39.0	49.1	3.3	6.7	51.3	43.5	25.6	81.4	454.8	1211.8
Abbottabad	1,443	...	807.3	27.0	69.3	...	4.2	18.7	59.6	33.3	50.6	358.3	1410.3
Kohat	2,386	...	1043.2	108.1	75.9	4	15.1	26.8	48.2	29.8	96.8	469.0	1913.3
Bannoo	1,737	6	971.2	119.0	69.1	3.4	39.1	19.6	72.6	23.6	91.0	489.1	1880.3
Dera Ghazee Khan	1,497	...	804.3	72.8	27.4	1.3	17.4	23.4	68.1	18.0	87.5	479.3	1580.5
Dera Ismael Khan	1,677	6	517.9	119.9	44.7	...	7.8	27.4	44.7	33.8	28.9	376.3	1292.2
Rajapore	517	...	1363.6	160.4	21.3	...	...	17.4	61.8	13.5	42.6	657.7	2286.3
CENTRAL INDIA FORCE.													
Auzur	290	...	117.1	13.4	19.0	...	...	10.9	13.4	...	10.9	109.3	274.2
Goonah	532	3.0	424.7	51.2	6.0	12.1	12.1	39.2	36.1	39.1	6.0	228.9	849.4
Sindapore	432	...	312.5	7.0	34.7	...	2.3	78.7	25.5	34.7	34.7	183.2	715.3
Kherwarrah	571	1.8	537.7	17.5	35.0	1.8	...	59.5	38.5	7.0	40.0	533.4	1308.2
Eringporeah	755	...	204.0	6.6	10.6	...	1.3	47.7	14.6	30.5	27.8	131.1	474.2
Deodee	810	...	552.7	24.5	23.3	1.2	8.6	66.2	63.7	42.9	66.2	419.1	1268.4
Sehore	822	1.2	661.8	77.9	56.0	1.2	7.3	49.9	53.5	25.5	21.9	221.4	1177.6



# NATIVE TROOPS, 1871.

## XIII.

TABLE showing the MORTALITY in each STATION, the CAUSES of DEATHS, and the RATIO of DEATHS to STRENGTH.

STATIONS.	Average Strength for the period of observation.	CAUSES OF DEATHS IN REGIMENTAL HOSPITALS.																TOTAL DEATHS.		DIED PER 1,000 OF AVERAGE STRENGTH.					
		Cholera.	Smallpox.	Fever, Intermittent.	Fever, Remittent and Continued.	Apoplexy.	Dysentery.	Diarrhoea.	Hepatitis.	Spleen Disease.	Respiratory Diseases.	Heart Diseases.	Phthisis Pulmonalis.	Dropsy.	Scoury.	Atrophy and Anæmia.	Wounds and Accidents.	All other Causes.	Died out of Hospital of men present with their Regiments.	Of men absent from their Regiments.	With their Regiments.				
																					Cholera.	All other Causes.	All Causes.	All Deaths, absent and present.	
Troops marching in Bengal and N.-W. Provinces	...	...	...	1	1	...	1	3	1	...	4	...	...	...	...	...	2	1	1	15	...	...	...	...	
Looshie Field Force, and Troops on the march towards the Eastern Frontier	...	16	...	...	1	...	1	...	...	1	...	...	...	...	...	...	2	1	5*	26	...	...	...	...	
Port William	571	2	...	1	2	...	...	...	...	2	1	...	4	...	...	...	...	1	...	15	...	359	2277	2927	...
Alipore	814	1	...	1	4	...	3	...	3	...	...	...	...	...	1	1	...	...	19	...	123	2211	2334	...	
Dum-Dum	354	...	...	1	...	...	1	...	...	2	...	...	...	...	...	...	...	1	...	5	...	1413	1413	...	...
Barrackpore	529	1	...	1	...	...	1	...	1	...	1	...	2	...	...	...	...	...	7	...	189	1131	1323	...	...
Berhampore	114	...	...	...	...	...	1	...	...	...	...	...	...	...	...	...	...	...	1	...	...	877	877	...	...
Dacca	363	1	...	...	...	...	1	...	...	1	...	...	...	...	1	...	1	...	5	...	275	1192	1377	...	...
Cachar and out-posts	1,116	...	...	8	...	4	6	...	...	3	1	...	1	...	...	...	3	10†	36	...	90	3136	3226	...	...
Sylhet	143	...	...	1	...	...	...	...	...	1	...	...	...	...	...	...	...	...	2	...	...	1400	1400	...	...
Shillong	545	...	...	...	...	...	1	...	...	...	2	...	...	...	...	...	4	...	7	...	...	1284	1284	...	...
Gowhaty	295	1	...	1	...	...	...	...	...	...	1	...	...	...	...	3	...	...	7	...	339	2031	2373	...	...
Tezpur	167	2	...	...	...	...	1	...	...	...	1	...	...	...	...	...	...	...	4	...	1197	1197	2395	...	...
Newgong	85	...	...	...	...	...	...	...	...	...	...	...	...	...	...	...	...	...	...	...	...	...	...	...	...
Dibrughur and Upper Assam	767	...	...	1	...	...	1	...	...	3	1	3	...	...	...	...	1	2	10	...	...	1304	1304	...	...
Dacca	590	...	...	...	...	2	2	...	...	...	1	...	...	...	1	...	...	...	8	...	...	1356	1356	...	...
Jalpigore	523	...	...	1	...	...	1	...	...	...	...	...	...	...	1	...	1	...	4	...	...	765	765	...	...
Bangalore	227	...	...	1	...	...	...	...	...	1	...	...	...	...	...	...	...	...	2	...	...	881	881	...	...
	7,293	9	...	8	16	...	15	15	...	6	15	3	11	...	2	6	...	14	12	132	741	123	1798	1833	2203
Dinapore	267	...	...	...	...	...	...	...	...	...	...	...	...	...	1	...	1	...	2	...	...	749	749	...	...
Segowlee	290	...	...	1	...	...	...	...	...	...	...	...	...	...	...	...	...	...	1	...	...	345	345	...	...
Benares	551	1	...	...	...	...	1	...	...	...	...	1	...	...	...	...	...	...	3	...	181	363	544	...	...
Chunar	79	...	...	...	...	...	...	...	...	...	...	...	...	...	...	...	...	...	...	...	...	...	...	...	...
Gorakhpore	689	...	...	1	...	2	...	...	1	1	...	3	...	...	...	...	2	...	19	...	...	1449	1449	...	...
Fyzabad	626	...	...	1	1	...	...	...	1	1	...	2	...	...	...	...	...	...	6	...	...	959	959	...	...
Lucknow	1,645	2	...	...	...	4	1	1	2	3	...	...	...	...	...	...	...	1	15	...	122	790	912	...	...
Seetapore (10 months)	421	...	...	...	...	...	...	...	...	...	...	...	...	...	...	...	...	...	...	...	...	...	...	...	...
Patteghur	175	...	...	...	...	...	...	...	...	1	...	...	...	...	...	...	...	...	1	...	...	571	571	...	...
Cawnpore	813	...	...	...	1	...	...	...	...	...	1	...	3	1	...	...	...	...	6	...	...	738	738	...	...
Allahabad	965	1	...	1	1	4	1	...	1	5	...	...	...	...	...	...	...	2	17	...	194	1671	1775	...	...
Nagode (10 months)	111	...	...	...	...	...	...	...	...	...	...	...	...	...	...	...	...	...	...	...	...	...	...	...	...
	6,539	4	...	3	3	2	11	2	1	5	12	...	9	1	...	1	...	6	1	61	38	61	873	934	1375
Shahjehanpore	3-6	...	...	1	...	...	...	...	...	...	...	1	...	...	...	...	...	...	2	...	...	651	651	...	...
Bareilly	828	...	...	1	1	...	1	...	...	...	...	...	...	...	...	...	2	...	7	...	...	845	845	...	...
Roorkee	545	...	...	...	...	...	2	...	...	3	1	1	...	...	...	...	...	...	7	...	...	1277	1277	...	...
Ramchhet (11 months)	639	...	...	1	...	4	...	1	...	4	...	...	...	...	...	...	1	...	11	...	...	1796	1796	...	...
Chackrata (5 months)	257	...	...	1	...	1	...	...	...	...	...	...	...	...	...	...	...	1	4	...	...	1556	1556	...	...
Almorah	588	1	...	...	1	...	...	1	...	2	...	3	...	1	...	...	...	...	10	...	170	1531	1701	...	...
Deyrah	556	...	...	1	...	...	...	1	2	1	...	4	...	...	...	...	1	...	10	...	...	1799	1799	...	...
Moradabad	286	...	...	...	...	...	...	...	...	...	...	...	...	...	...	...	...	...	1	...	...	229	229	...	...
Meerut	893	1	...	2	3	1	2	2	...	...	4	1	...	...	...	...	...	...	16	...	112	1636	1798	...	...
Dilli	699	1	...	7	...	...	...	1	...	3	...	...	...	...	...	...	...	...	13	...	145	739	1854	...	...
	5,478	3	...	3	17	1	8	4	4	2	17	2	11	...	1	...	4	1	3	81	32	55	1423	1478	1613
Agra	1,618	...	...	2	2	...	2	...	...	2	...	1	1	...	1	...	...	...	13	...	...	1277	1277	...	...
Morar	1,519	...	...	4	...	2	...	...	...	1	...	1	...	...	...	...	...	...	9	...	...	592	592	...	...
Jhansi	645	...	...	2	2	...	...	...	...	...	...	...	...	...	...	...	...	...	11	...	...	1711	1711	...	...
Newgong	278	...	...	1	...	...	1	...	...	...	...	...	...	...	...	...	...	...	3	...	...	1080	1080	...	...
Lallupore	73	...	...	...	...	...	...	...	...	...	...	...	...	...	...	...	...	...	...	...	...	...	...	...	...
Droole	218	...	...	1	...	...	1	...	...	...	...	...	...	...	...	...	...	...	2	...	...	918	918	...	...
Temporary Detachments in Rajasthan	114	...	...	1	...	...	...	...	...	...	...	...	...	...	...	...	...	...	1	...	...	877	877	...	...
	3,864	...	...	11	4	...	2	6	...	...	5	...	2	1	...	2	...	5	1	39	18	...	1009	1009	1182
Umballa	771	...	...	1	...	1	...	...	...	4	...	...	...	...	...	...	...	2	...	8	...	1028	1028	...	...
Sima (8 months)	164	...	...	...	...	...	...	...	...	...	...	...	...	...	...	...	...	...	...	...	...	...	...	...	...
Leodianah	37	...	...	...	...	...	...	...	...	...	...	...	...	...	...	...	...	...	...	...	...	...	...	...	...
Phillour	37	...	...	...	...	...	...	...	...	...	...	...	...	...	...	...	...	...	...	...	...	...	...	...	...
Jullundur	615	...	...	1	...	...	1	...	2	1	...	4	...	...	...	2	...	...	13	...	...	2114	2114	...	...
Perozepore	617	...	...	2	...	...	...	...	...	2	...	...	...	...	...	1	1	...	6	...	...	972	972	...	...
Mooltan	969	...	...	...	...	...	1	...	...	4	...	...	...	...	...	1	2	...	8	...	...	891	891	...	...
Saalkote	932	...	...	1	...	...	...	...	...	...	...	...	...	...	...	...	1	...	2	...	...	215	215	...	...
Jhelum	1,235	...	...	...	...	...	...	...	...	...	3	1	...	...	...	...	...	...	6	...	...	324	324	...	...
Bakloh	491	...	...	1	...	...	...	...	...	...	1	1	...	...	...	1	...	...	5	...	...	1950	1950	...	...
Umritsar	202	...	...	...	...	...	...	...	...	...	...	...	...	...	...	...	...	1	4	...	...	2879	2879	...	...
Meen Meer	1,339	...	...	1	...	...	1	5	1	...	27	...	1	...	...	...	1	1	38	...	...	1674	1674	...	...
Dharuwalla	478	...	...	...	...	...	1	...	1	...	4	...	...	...	...	1	...	...	8	...	...	2719	2719	...	...
Rawalpindoe	1,421	...	...	7	2	...	4	...	...	21	...	...	...	...	...	1	4	4	4	...	...	1471	1471	...	...
Tallagunge	544	...	...	1	...	...	...	...	...	5	...	...	...	...	...	...	...	...	8	...	...	559	559	...	...
Attock	179	...	...	...	...	...	...	...	...	...	...	...	...	...	...	...	...	1	1	...	...	...	...	...	...
Hazara (5 months)	513	1	...	...	...	...	...	...	...	1	...	...	...	...	...	...	...	1	3	...	195	330	585	...	...
Murree	67	...	...	...	...	...	1	...	...	...	...	...	...	...	...	1	...	...	2	...	...	2985	2985	...	...
Nowshera and out-posts	817	...	...	...	...	...	...	...	...	8	...														



# NATIVE TROOPS, 1871.

## XIV.

TABLE showing the PREVALENCE of CHOLERA in each MONTH, and the DISTRIBUTION of the DISEASE by STATIONS and PROVINCES.

STATIONS.	Average Strength during the period of occupation.	NUMBER OF ADMISSIONS INTO HOSPITAL IN EACH MONTH.												Total Admissions of the Year.	Admission-rate per 1,000 of Strength for each Province.	Total Deaths of the Year.	Death-rate per 1,000 of Strength for each Province.
		Jan.	Feb.	Mar.	April.	May.	June.	July.	Aug.	Sept.	Oct.	Nov.	Dec.				
Troops on march, Bengal and N.W. Provinces	...	...	...	...	...	...	...	...	...	...	...	...	...	...	...	...	...
Loochale Field Force, with General Hospitals	...	...	...	...	...	...	...	...	...	...	...	...	...	...	...	...	...
Port William	571	...	...	...	...	...	...	...	...	...	...	6	17	23	...	16	...
Alipore	814	...	...	...	1	...	...	...	...	...	...	1	...	2	...	2	...
Dum-Dum	354	...	...	...	...	...	...	...	...	...	...	...	...	1	...	1	...
Barrackpore	529	...	...	...	1	...	...	...	...	...	...	...	...	1	...	1	...
Berhampore	114	...	...	...	...	...	...	...	...	...	...	...	...	...	...	...	...
Dacca	363	...	...	...	...	...	...	...	...	...	...	1	1	2	...	1	...
Cachar and out-posts	754	...	...	...	...	...	...	...	...	...	...	...	...	...	...	...	...
Eastern Frontier out-posts	362	...	...	...	...	...	...	1	...	...	...	1	...	2	...	...	...
Sylhet	143	...	...	...	...	...	...	...	...	...	...	...	...	...	20	...	125
Shillong	545	...	...	...	...	...	...	...	...	...	...	...	...	...	...	...	...
Gowhaty	295	...	...	...	...	...	...	...	1	...	...	...	...	1	...	1	...
Terapore	167	...	...	...	...	...	1	2	...	...	...	...	...	3	...	2	...
Nowgong	85	...	...	...	...	...	...	...	...	...	...	...	...	...	...	...	...
Delbreughur	767	...	...	...	...	...	...	...	...	1	...	...	...	1	...	...	...
Buxa	400	...	...	...	...	...	...	...	...	...	...	...	...	...	...	...	...
Jalpaigore	523	...	...	...	...	...	...	...	...	...	...	...	...	...	...	...	...
Bhaugulpore	217	...	...	...	...	...	...	...	...	...	...	...	...	...	...	...	...
Dinapore	267	...	...	...	...	...	...	...	...	...	...	...	...	...	...	...	...
Segowlie	290	...	...	...	...	...	...	...	...	...	...	...	...	...	...	...	...
Benares	651	...	...	...	1	...	...	...	...	...	...	...	...	1	...	1	...
Chunar	70	...	...	...	...	...	1	...	...	...	...	...	...	1	...	...	...
Goruckpore	690	...	...	...	...	...	...	...	...	...	...	...	...	...	...	...	...
Fyzabad	626	...	...	...	...	...	...	...	...	...	...	...	...	...	...	...	...
Lucknow	1,615	...	...	...	...	...	...	...	...	...	3	3	...	6	14	2	61
Sectapore (10 months)	423	...	...	...	...	...	...	...	...	...	...	...	...	...	...	...	...
Putteghur	175	...	...	...	...	...	...	...	...	...	...	...	...	...	...	...	...
Cawnpore	813	...	...	...	...	...	...	...	...	...	...	...	...	...	...	...	...
Allahabad	954	...	...	...	...	...	...	...	...	...	...	1	...	1	...	1	...
Nagode (10 months)	111	...	...	...	...	...	...	...	...	...	...	...	...	...	...	...	...
Shahjehanpore	306	...	...	...	...	...	...	...	...	...	...	...	...	...	...	...	...
Bareilly	828	...	...	...	...	...	...	...	...	...	...	...	...	...	...	...	...
Moradabad	346	...	...	...	...	...	...	...	...	...	...	...	...	...	...	...	...
Almorah	588	...	...	...	...	...	...	...	...	...	...	...	...	...	...	...	...
Raneekhet (11 months)	630	...	...	...	...	...	...	...	...	...	...	...	...	...	...	...	...
Chuckrata (5 months)	257	...	...	...	...	...	...	...	...	...	...	...	...	...	7	...	35
Deyrah	556	...	...	...	...	...	...	...	...	...	...	...	...	...	...	...	...
Roorkee	548	...	...	...	...	...	...	...	...	...	...	...	...	...	...	...	...
Meerut	890	...	...	...	...	...	...	...	...	...	...	...	...	...	...	...	...
Delhi	690	...	...	...	...	...	...	...	...	...	...	...	1	2	...	1	...
Agra	1,018	...	...	...	...	...	...	...	...	...	...	...	...	...	...	...	...
Morar	1,519	...	...	...	...	...	...	...	...	...	...	...	...	...	...	...	...
Jhansi	543	...	...	...	...	...	...	...	...	...	...	...	...	...	...	...	...
Nowgong	278	...	...	...	...	...	...	...	...	...	...	...	...	...	...	...	...
Lullatpore	73	...	...	...	...	...	...	...	...	...	...	...	...	...	...	...	...
Doolie	218	...	...	...	...	...	...	...	...	...	...	...	...	...	...	...	...
Temporary Detachments, Uwar and Simbhar	114	...	...	...	...	...	...	...	...	...	...	...	...	...	...	...	...
Unbala	771	...	...	...	...	...	...	...	...	...	...	...	...	...	...	...	...
Sindh (8 months)	164	...	...	...	...	...	...	...	...	...	...	...	...	...	...	...	...
Loodianah and Phillour	74	...	...	...	...	...	...	...	...	...	...	...	...	...	...	...	...
Jullundur	615	...	...	...	...	...	...	...	...	...	...	...	...	...	...	...	...
Perorepore	617	...	...	...	...	...	...	...	...	...	...	...	...	...	...	...	...
Mooltan	969	...	...	...	...	...	...	...	...	...	...	...	...	...	...	...	...
Sealkote	932	...	...	...	...	...	...	...	...	...	...	...	...	...	...	...	...
Dhurmalla	478	...	...	...	...	...	...	...	...	...	...	...	...	...	...	...	...
Bukloh	491	...	...	...	...	...	...	...	...	...	...	...	...	...	...	...	...
Unrisaur	202	...	...	...	...	...	...	...	...	...	...	...	...	...	...	...	...
Meeran Meer	1,320	...	...	...	...	...	...	...	...	...	...	...	...	...	...	...	...
Jhelum	1,335	...	...	...	...	...	...	...	...	...	...	...	...	...	...	...	...
Rawalpindie	1,671	...	...	...	...	...	...	...	...	...	...	...	...	...	...	...	...
Tallagunge	544	...	...	...	...	...	...	...	...	...	...	...	...	...	...	...	...
Attock	179	...	...	...	...	...	...	...	...	...	...	...	...	...	...	...	...
Hazara (5 months)	513	...	...	...	...	...	...	...	1	...	...	...	...	1	...	1	...
Murree	67	...	...	...	...	...	...	...	...	...	...	...	...	...	...	...	...
Nowshera and out-posts	817	...	...	...	...	...	...	...	...	...	...	...	...	...	...	...	...
Peshawar and out-posts	3,530	...	...	...	...	...	...	...	...	...	...	...	...	...	...	...	...
Troops on march, Punjab	...	...	...	...	...	...	...	...	...	...	...	...	...	...	...	...	...
<b>TOTAL</b>	<b>39,379</b>	...	...	...	<b>3</b>	<b>2</b>	<b>2</b>	<b>4</b>	<b>2</b>	<b>1</b>	<b>5</b>	<b>12</b>	<b>20</b>	<b>51</b>	<b>13</b>	<b>33</b>	<b>54</b>
Muridan	897	...	...	...	...	...	...	...	...	1	...	...	...	1	...	...	...
Abbottabad	1,443	...	...	...	...	...	...	...	...	...	...	...	...	...	...	...	...
Kohat	2,396	...	...	...	...	...	...	...	...	...	...	...	...	...	...	...	...
Bannoo	1,737	...	...	...	...	1	...	...	...	...	...	...	...	1	...	...	10
Dera Ghazee Khan	1,497	...	...	...	...	...	...	...	...	...	...	...	...	...	...	...	...
Dera Ismael Khan	1,677	...	...	...	...	...	...	...	...	1	...	...	...	1	...	1	...
Rajinspore	517	...	...	...	...	...	...	...	...	...	...	...	...	...	...	...	...
<b>TOTAL</b>	<b>10,153</b>	...	...	...	...	<b>1</b>	...	...	<b>1</b>	<b>1</b>	...	...	...	<b>3</b>	<b>3</b>	<b>1</b>	<b>10</b>
Angur	299	...	...	...	...	...	...	...	...	...	...	...	...	...	...	...	...
Goonah	332	...	...	...	...	1	...	...	...	...	...	...	...	1	...	...	...
Sirdarpore	432	...	...	...	...	...	...	...	...	...	...	...	...	...	...	...	...
Kherwarrah	571	...	...	...	...	...	...	...	...	...	...	1	...	1	...	...	...
Eringpore	755	...	...	...	...	...	...	...	...	...	...	...	...	...	...	...	...
Doolie	816	...	...	...	...	...	...	...	...	...	...	...	...	...	...	...	...
Schore	822	...	...	...	...	...	...	1	...	...	...	...	...	1	...	...	...
<b>TOTAL</b>	<b>4,026</b>	...	...	...	...	<b>1</b>	...	<b>1</b>	...	...	...	<b>1</b>	...	<b>3</b>	<b>7</b>	...	...



# NATIVE TROOPS, 1871.

## XV.

TABLE showing the PREVALENCE of FEVER in each MONTH, and the DISTRIBUTION of FEVERS by STATIONS and PROVINCES.

STATIONS AND AVERAGE STRENGTH DURING THE PERIOD OF OCCUPATION.	NUMBER OF ADMISSIONS INTO HOSPITAL IN EACH MONTH.												Total Admissions of the Year.	Admission-rate per 1,000 of Strength.	Admission-rate for each Province.	Total Deaths of the Year.	Death-rate for each Province.
	Jan.	Feb.	Mar.	April.	May.	June.	July.	Aug.	Sept.	Oct.	Nov.	Dec.					
Fort William	571	25	27	18	15	43	25	43	60	47	62	26	33	421	742.6	3	3
Alipore	814	43	40	22	19	21	31	52	85	61	86	73	47	580	712.5	5	5
Dum-Dum	354	9	9	8	8	13	10	11	28	20	39	38	6	199	562.2	1	1
Barrackpore	529	28	24	20	19	4	5	22	42	22	31	18	6	241	455.5	1	1
Berhampore	114	5	1	3	2	2	8	7	18	20	17	16	19	118	103.1	...	...
Dacca	363	3	10	19	42	35	14	35	52	36	42	34	13	335	922.9	...	...
Cachar and out-posts	754	13	13	24	56	145	195	217	133	132	160	96	1,289	170.5	...	8	...
Eastern Frontier out-posts	302	...	...	24	16	71	73	50	48	43	28	20	63	494	1364.6	...	...
Sylhet	143	...	...	6	9	21	16	14	9	10	13	6	2	111	776.2	...	333
Shillong	545	31	15	18	11	82	24	58	43	39	52	20	16	398	739.3	...	...
Gowhaty	295	36	22	18	14	34	25	22	19	15	19	16	12	232	854.2	...	2
Terapore	167	12	7	3	1	8	10	11	16	22	26	10	4	139	778.4	...	...
Nowong	85	2	6	6	5	3	6	3	3	7	9	8	3	61	717.7	...	...
Debrooghar	767	40	21	24	21	27	25	31	55	58	71	34	22	429	559.3	...	1
Buxa	590	9	14	10	12	29	25	15	17	14	23	14	21	194	328.8	...	...
Julpigoree	523	3	2	5	5	23	33	33	24	31	32	23	4	218	416.8	...	1
Bhangulpore	227	2	2	4	5	3	2	2	7	5	...	...	1	38	167.4	...	1
MONTHLY PERCENTAGE OF THE TOTAL	4.1	4.1	4.2	4.7	10.0	9.7	10.4	13.5	10.6	12.5	9.2	6.7	...	1000	...	...	...
Dinapore	267	4	1	4	6	1	2	7	6	17	6	5	65	243.4	...	...	...
Segowlie	299	1	3	...	4	1	1	7	10	12	4	1	48	165.5	...	1	...
Buenares	551	10	14	14	16	19	4	37	51	73	23	6	268	486.4	...	...	...
Chunar	79	6	3	...	5	2	...	3	9	1	9	...	...	38	542.8	...	...
Gorakhpore	699	26	14	11	17	22	36	51	89	81	133	124	105	709	1027.5	...	...
Fyzabad	626	15	7	9	5	11	6	3	11	10	15	18	18	128	204.5	...	...
Lucknow	1,645	61	57	47	59	66	45	61	99	89	130	62	33	799	485.7	...	...
Seetapore (10 months)	423	7	5	3	9	9	19	8	11	19	27	...	...	168	255.3	...	...
Patteighur	175	4	4	7	4	7	3	8	5	15	18	13	91	520.9	...	...	...
Cawnpore	813	48	10	4	14	28	19	24	53	167	234	75	25	650	799.5	...	...
Allahabad	958	45	27	34	27	33	19	18	33	41	54	39	14	375	391.4	...	...
Nagode (10 months)	111	...	...	6	1	5	5	8	21	39	74	28	17	194	1747.7	...	...
MONTHLY PERCENTAGE OF THE TOTAL	6.5	4.4	4.9	4.8	5.8	4.3	5.3	11.1	13.9	22.8	11.1	6.9	...	1000	...	...	...
Shahjahanpore	306	5	14	3	3	5	3	4	12	6	11	15	4	85	277.8	...	1
Bareilly	828	19	9	6	4	10	5	14	11	17	12	13	1	121	146.1	...	2
Moradabad	396	14	3	2	5	6	7	8	17	17	16	14	8	117	303.1	...	1
Almorah	588	5	6	20	11	21	24	22	23	22	25	9	...	188	319.7	...	1
Ranekhet (11 months)	639	9	2	3	4	11	8	14	29	25	14	9	...	128	203.2	...	...
Chuckrata (5 months)	257	...	...	...	...	...	2	3	5	6	5	...	...	22	85.6	...	...
Dehra	556	1	6	10	7	7	11	17	16	40	16	19	1	142	255.4	...	1
Roorkee	548	21	7	7	8	26	17	22	39	45	36	3	...	231	421.5	...	...
Meerut	809	19	14	40	29	22	35	45	163	131	102	41	19	655	736.0	...	5
Delhi	699	55	25	40	37	68	47	49	88	138	127	61	44	769	1114.5	...	7
MONTHLY PERCENTAGE OF THE TOTAL	6.0	3.5	5.3	4.1	7.2	6.5	8.5	16.0	17.4	15.0	7.1	3.1	...	1000	...	...	...
Agra	1,018	69	58	48	33	82	31	54	109	128	157	116	26	911	894.9	...	4
Morar	1,519	165	98	139	423	421	139	205	257	297	418	281	221	3,055	2011.2	...	4
Jhansi	643	20	7	11	17	7	9	7	19	111	41	19	15	203	471.2	...	4
Nowong	278	21	29	49	29	9	12	9	31	33	26	27	15	302	1066.3	...	1
Lallulpore	73	4	3	1	7	14	15	11	6	29	32	12	7	132	1898.2	...	...
Deoloe	218	20	14	8	12	27	14	22	29	19	26	4	11	216	999.8	...	...
Temporary Detachments at Ulwar and Sambhur	114	4	1	2	17	10	8	6	39	36	35	27	7	183	1065.3	...	1
MONTHLY PERCENTAGE OF THE TOTAL	6.1	4.0	5.1	10.4	11.2	4.3	6.1	9.6	12.6	15.2	9.5	5.9	...	1000	...	...	...
Umballa	771	14	2	8	8	16	29	28	121	115	23	10	2	367	476.0	...	1
Simla (8 months)	164	...	...	...	11	29	11	8	5	8	5	1	...	69	429.7	...	...
Loodianah and Phillour	74	5	5	5	6	12	6	22	27	3	3	3	1	98	1324.3	...	...
Jullundur	615	17	15	14	12	14	29	29	74	51	18	25	11	390	487.8	...	2
Ferozepore	617	4	11	7	16	10	9	10	15	4	8	5	4	163	1069.9	...	...
Meerut	999	17	11	9	1	15	11	14	32	23	29	24	30	216	216.2	...	...
Sealkote	932	29	15	11	10	33	20	16	75	42	28	7	7	284	301.7	...	1
Dharmadalla	478	14	8	21	29	25	15	20	40	49	27	26	9	274	573.2	...	...
Bakloh	491	9	12	11	17	14	11	8	36	32	13	5	5	173	357.3	...	1
Umritsar	202	14	6	3	5	7	6	11	35	19	15	6	3	139	613.6	...	...
Moran Meer	1,329	46	32	28	29	65	36	66	70	42	43	29	18	497	376.5	...	...
Jhelum	1,235	45	33	29	29	29	25	26	40	27	39	18	37	350	283.4	...	...
Rawalpindoe	1,471	92	52	31	43	28	40	28	10	18	37	38	41	458	311.3	...	9
Tallagunge	544	49	29	7	15	14	21	17	32	18	28	41	18	271	498.2	...	1
Attock	179	26	6	3	3	9	9	12	12	3	13	27	13	136	759.8	...	...
Hazra (5 months)	513	...	...	...	...	12	8	7	16	15	...	...	...	58	113.1	...	...
Murree	47	1	1	1	...	2	1	1	...	...	...	...	...	7	104.5	...	...
Nowshera and out-posts	817	183	56	32	14	24	19	45	...	...	...	...	...	696	741.7	...	...
Peshawar and out-posts	3,539	197	99	73	79	156	92	169	153	231	51	72	39	1,066	679.8	...	16
MONTHLY PERCENTAGE OF THE TOTAL	10.4	5.4	4.0	4.3	6.9	5.3	6.7	11.6	10.1	15.5	12.5	7.3	...	1000	...	...	...
MONTHLY PERCENTAGE OF THE TOTAL FOR THE PRESIDENCY	6.8	4.3	4.2	5.6	8.1	5.8	7.1	11.5	11.5	15.3	10.8	9.0	...	1000	...	...	...
Murda	897	31	18	20	18	24	35	27	51	26	90	49	29	409	456.0	...	...
Abbotabad	1,443	96	42	50	59	85	81	79	164	204	158	65	79	1,165	807.3	...	3
Kohat	2,286	273	169	130	84	132	124	207	211	184	427	187	79	2,489	1043.2	...	16
Bannoo	1,737	199	54	63	55	96	74	69	108	83	311	383	262	1,687	971.2	...	12
Dera Ghazee Khan	1,497	118	89	41	59	62	49	39	59	127	285	217	86	1,204	804.3	...	10
Dera Ismael Khan	1,677	77	39	39	41	146	79	35	78	63	89	103	78	867	517.0	...	7
Rajanpore	517	78	76	69	33	57	28	25	33	26	134	93	63	795	1263.6	...	1
MONTHLY PERCENTAGE OF THE TOTAL	9.8	4.9	4.7	4.1	7.1	5.4	5.5	8.3	8.3	17.6	15.3	9.0	...	1000	...	...	...
Angur	299	3	3	...	4	...	2	3	2	3	5	4	6	35	117.1	...	...
Goonah	332	13	12	...	5	...	2	16	19	16	26	9	2	141	424.7	...	1
Sindapore	432	8	19	9	8	5	6	19	9	19	15	12	15	135	312.5	...	5
Kherwarrah	571	22	26	52	19	12	19	15	23	19	47	36	27	397	537.7	...	...
Eripoorah	755	16	8	11	15	7	3	4	8	13	27	29	12	154	204.0	...	2
Deoloe	816	35	29	34	15	27	16	28	81	62	63	37	24	451	552.7	...	3
Sohore	822	39	28	49	48	38	36	43	54	31	95	61	49	544	604.8	...	1
MONTHLY PERCENTAGE OF THE TOTAL	7.2	7.1	8.0	6.5	5.3	5.1	6.4	11.1	8.7	16.8	19.1	7.1	...	1000	...	...	...



## ABSTRACT of the RETURNS showing the ADMISSIONS.

(The Statistics in this Table must not be regarded as showing with

1.—REGIMENTS of BENGAL												
REGIMENT AND STATION OF 1871.			Date of Arrival from Station previously occupied.	REGIMENTAL STRENGTH.		Admission-rate of 1871 per 1,000 of the Average Strength.*	INVALIDED.		DIED.		LOSS PER 1000.	
				Number borne on the Rolls.	Average Strength present during 1871.		To their homes for change of air.	For Discharge.	With the Regiment.	Absent from the Regiment.	By Invaliding for Discharge.*	By Deaths.*
1	13th Native Infantry, Fort William	...	December 1869, from Jullundur	689	623	1579.5	27	26	20	10	37.74	43.2
2	8th Native Infantry, Alipore	...	December 1869, from Jhansi	646	579	1599.3	29	8	16	7	12.38	35.09
3	Body Guard, Ballygunge	...	.....	105	72	1986.1	3	18	...	1	171.43	9.52
4	{ 11th Native Infantry, Dum-Dum, with Detachment of 100 men at Alipore, and of 175 men at Barrackpore for 7 months	...	November 1868, from Dinapore	718	646	1577.4	25	18	13	6	25.07	26.46
5	{ 22nd Native Infantry, Dacca and out-posts on Eastern Frontier, with Detachment of 206 men at Barrackpore	...	December 1869, from Morar	672	656	2554.9	21	14	7	2	29.83	13.39
6	{ 4th Native Infantry, Cachar, and out-posts on Eastern Frontier	...	December 1870, from Allahabad	698	667	3091.4	28	34	33	3	48.71	51.28
7	{ 48th Native Infantry, Shillong, with Detachments at Sylhet and Cachar and on Eastern Frontier	...	A Local Corps	883	878	1784.7	4	9	15	2	10.19	19.25
8	{ 43rd Native Infantry, Gowhaty, with Detachments at Nowgong, Tezpur and Shillong	...	A Local Corps	853	864	1804.4	6	8	13	...	9.38	16.24
9	{ 42nd Native Infantry, Dibrongh and out-posts in Upper Assam	...	A Local Corps	882	878	1305.2	7	9	12	4	10.20	18.14
10	41st Native Infantry, Buxa	...	December 1868, from Agra	685	589	1522.9	32	...	8	12	...	29.20
11	2nd Native Infantry, Julpigoree	...	February 1870, from Alipore	689	591	1681.2	43	29	4	8	42.09	17.42
12	{ Head-Quarters, 37th Native Infantry, Bhaugulpore, with Detachment of 114 men at Berhampore	...	December 1868, from Goruckpore	710†	366	1021.9	9†	1†	6	4†	1.41†	14.09†
REGIMENTS OF BENGAL PROPER AND ASSAM				8,239	7,687	1690.1	225	174	147	59	21.14	25.03
2.—REGIMENTS of BEHAR, BENARES,												
1	Wing, 37th Native Infantry, Dinapore	...	November 1869, from Bhaugulpore	...	278	629.5	...	...	( 2 )	...	...	...
2	{ 4th Bengal Cavalry, Segowlie, with Detachment of 60 men at Goruckpore	...	December 1869, from Bareilly	457	387	423.8	7	3	2	2	6.06	8.75
3	{ 5th Native Infantry, Benares, with Detachment of 70 men at Chunar	...	January 1868, from Dacca	712	641	1015.6	10	27	3	2	37.92	7.02
4	18th Native Infantry, Goruckpore	...	December 1868, from Bhaugulpore	707	620	1764.5	41	10	9	8	14.14	24.05
5	38th Native Infantry, Fyzabad	...	November 1868, from Nagode	705	623	692.8	14	8	5	2	11.35	9.93
6	13th Bengal Cavalry, Lucknow	...	March 1868, from Peshawur	457	383	896.2	10	16	1	...	35.01	2.19
7	7th Native Infantry, Lucknow	...	{ February 1871, from Dacca and Cachar	688	627	1500.8	8	17	5	4	24.71	13.08
8	9th Native Infantry, Lucknow	...	February 1870, from Barrackpore	707	631	939.8	17	23	9	15	32.53	33.95
9	{ 17th Bengal Cavalry, Seetapore, with Detachment of 138 men at Fyzabad	...	January 1869, from Barrackpore	461.	424	1511.8	10	4	2	...	8.68	4.34
10	{ 16th Bengal Cavalry, Cawnpore, with Detachment of 114 men at Barrackpore	...	{ December 1867, from Sealkote and Jhansi	455	346	789.0	1	13	2	...	28.67	4.40
11	10th Native Infantry, Cawnpore	...	January 1869, from Mooltan	686	629	1667.7	7	20	5	1	29.15	8.74
12	33rd Native Infantry, Allahabad	...	November 1870, from Morar	710	627	1302.5	15	3	13	1	4.23	19.72
13	11th Bengal Cavalry, Allahabad	...	December 1868, from Umballa	457	325	690.0	6	21	4	4	45.95	17.51
REGIMENTS OF BEHAR, BENARES, OUDE AND CAWNPORE				7,202	6,263	1146.6	146	165	60	39	22.91	13.75

\* The Loss by Death and Invaliding is calculated on the Total Regimental Strength, and the Admission-rate on the Average Strength present throughout the year. See introductory Note.

† For the Regiment as a body.



## TROOPS, 1871.

## VI.

## DEATHS, and INVALIDING of each REGIMENT for the Year.

accuracy the relation to Locality of the Sickness and Mortality of Regiments).

## PROPER, BHOOTAN and ASSAM.

Total Admissions into Hospital, and Deaths in Hospital during the year.		CAUSES OF ADMISSIONS INTO HOSPITAL, AND OF DEATHS IN HOSPITAL DURING THE YEAR.																									
		Cholera.	Fever.	Veneral Affections.	Rheumatism.	Scurvy.	Anemia and Debility.	Dropsy.	Phthisis Pulmonalis.	Apoplexy and Senile Stroke.	Neuralgic Affections.	Eye Diseases.	Heart Disease.	Bronchitis and Asthma.	Pneumonia and Pleurisy.	Dysentery and Diarrhea.	Spleen Disease.	Hepatitis.	Diseases of the Digestive System.	Diseases of the Urinary System.	Diseases of the Generative System.	Scabies and Skin Diseases.	Gonorrhea.	Abscess and Ulcer.	Injuries.*	Punished.	All other Causes.
1	{ Admitted ... 954 Died ... 20	432	38	35	14	15	...	6	...	13	5	...	35	5	155	14	...	20	...	6	34	20	27	87	...	23	
2	{ Admitted ... 935 Died ... 16	333	30	7	12	19	...	5	...	12	9	...	39	2	227	14	...	9	...	12	45	...	39	110	...	10	
3	{ Admitted ... 143 Died ... 1	66	1	5	...	1	...	...	...	1	1	...	22	...	6	...	...	2	...	3	...	...	6	25	...	4	
4	{ Admitted ... 1,019 Died ... 13	483	13	26	2	22	...	...	...	5	2	...	24	6	241	8	...	17	...	3	14	...	29	113	...	9	
5	{ Admitted ... 1,676 Died ... 7	727	17	57	...	3	...	5	...	26	16	1	114	8	287	5	...	118	6	2	71	1	45	112	...	53	
6	{ Admitted ... 2,002 Died ... 33	1,079	29	77	1	13	...	3	...	1	18	...	62	16	309	24	...	28	...	7	80	...	85	196	1	42	
7	{ Admitted ... 1,567 Died ... 15	630	70	47	7	18	...	2	...	9	25	...	38	7	280	36	11	20	1	2	21	...	122	177	...	20	
8	{ Admitted ... 1,539 Died ... 13	733	27	41	...	19	1	5	...	10	23	2	69	5	190	31	6	32	2	5	42	...	161	195	...	25	
9	{ Admitted ... 1,146 Died ... 12	476	13	37	...	7	2	4	...	8	27	2	29	6	229	10	2	13	...	6	57	...	91	99	...	24	
10	{ Admitted ... 897 Died ... 8	194	7	42	38	...	...	3	...	11	9	1	72	1	162	2	2	27	...	1	53	...	60	114	...	98†	
11	{ Admitted ... 639 Died ... 4	279	9	18	5	5	...	1	...	3	18	...	26	1	148	1	1	20	...	2	8	...	27	46	...	21	
12	{ Admitted ... 374 Died ... 6	170	17	18	...	1	...	4	...	1	11	...	6	2	48	...	...	1	...	1	5	...	31	44	...	12	
	{ Admitted ... 12,902 Died ... 147	5,612	290	410	29	123	3	38	...	100	164	6	527	59	2,295	145	23	397	9	50	430	21	657	1,318	1	341	

## OUDE and CAWNPORE.

1	{ Admitted Died	... 175 ... 2	... 65 ... 5	... 14 ... 3	... 3 ... 1	... 1 ... 1	... 6 ... 8	... 8 ... 11	... 1 ... 1	... 5 ... 1	... 2 ... 2	... 15 ... 31	... 7 ... 1								
2	{ Admitted Died	... 164 ... 2	... 91 ... 2	... 13 ... 3	... 3 ... 1	... 2 ... 2	... 3 ... 3	... 15 ... 15	... 2 ... 2	... 2 ... 2	... 19 ... 18	... 5 ... 5									
3	{ Admitted Died	... 651 ... 3	... 316 ... 1	... 43 ... 38	... 11 ... 1	... 8 ... 1	... 3 ... 6	... 1 ... 11	... 4 ... 4	... 51 ... 14	... 14 ... 2	... 2 ... 8	... 5 ... 26	... 66 ... 19							
4	{ Admitted Died	... 1,094 ... 9	... 671 ... 9	... 34 ... 34	... 18 ... 3	... 1 ... 3	... 7 ... 2	... 50 ... 36	... 1 ... 1	... 44 ... 2	... 11 ... 1	... 2 ... 1	... 25 ... 57	... 66 ... 22							
5	{ Admitted Died	... 307 ... 5	... 130 ... 1	... 19 ... 9	... 1 ... 1	... 1 ... 3	... 4 ... 11	... 8 ... 4	... 37 ... 3	... 2 ... 1	... 11 ... 1	... 3 ... 9	... 17 ... 10	... 24 ... 2							
6	{ Admitted Died	... 344 ... 1	... 137 ... 1	... 9 ... 23	... 1 ... 1	... 1 ... 1	... 21 ... 8	... 1 ... 1	... 14 ... 1	... 1 ... 1	... 8 ... 2	... 10 ... 3	... 43 ... 51	... 9 ... 9							
7	{ Admitted Died	... 941 ... 5	... 350 ... 2	... 13 ... 76	... 2 ... 6	... 4 ... 4	... 22 ... 22	... 3 ... 3	... 107 ... 1	... 6 ... 1	... 20 ... 7	... 25 ... 74	... 169 ... 31	... 31 ... 1							
8	{ Admitted Died	... 593 ... 9	... 312 ... 9	... 9 ... 20	... 2 ... 2	... 2 ... 12	... 13 ... 13	... 4 ... 3	... 52 ... 4	... 4 ... 1	... 1 ... 2	... 23 ... 2	... 94 ... 1	... 27 ... 27							
9	{ Admitted Died	... 641 ... 2	... 129 ... 1	... 17 ... 29	... 18 ... 2	... 1 ... 1	... 13 ... 13	... 29 ... 44	... 2 ... 2	... 48 ... 1	... 2 ... 2	... 54 ... 4	... 11 ... 93	... 85 ... 27							
10	{ Admitted Died	... 273 ... 2	... 132 ... 2	... 13 ... 8	... 8 ... 1	... 1 ... 1	... 4 ... 4	... 1 ... 1	... 18 ... 4	... 4 ... 1	... 7 ... 1	... 10 ... 1	... 26 ... 42	... 4 ... 4							
11	{ Admitted Died	... 1,949 ... 5	... 577 ... 5	... 22 ... 19	... 5 ... 1	... 7 ... 3	... 6 ... 13	... 1 ... 64	... 5 ... 5	... 68 ... 14	... 1 ... 18	... 2 ... 30	... 1 ... 93	... 82 ... 21							
12	{ Admitted Died	... 754 ... 13	... 291 ... 1	... 8 ... 33	... 5 ... 22	... 1 ... 1	... 6 ... 15	... 1 ... 33	... 4 ... 3	... 5 ... 4	... 11 ... 1	... 5 ... 34	... 98 ... 92	... 26 ... 26							
13	{ Admitted Died	... 105 ... 4	... 89 ... 4	... 5 ... 14	... 1 ... 1	... 3 ... 3	... 4 ... 4	... 2 ... 2	... 14 ... 1	... 2 ... 1	... 6 ... 1	... 5 ... 12	... 34 ... 4	... 4 ... 1							
	{ Admitted Died	... 7,181 ... 60	... 3,290 ... 4	... 210 ... 350	... 25 ... 69	... 3 ... 1	... 28 ... 9	... 3 ... 2	... 43 ... 194	... 4 ... 4	... 255 ... 3	... 39 ... 8	... 541 ... 64	... 64 ... 5	... 9 ... 2	... 171 ... 1	... 9 ... 29	... 194 ... 12	... 638 ... 736	... 736 ... 1	... 226 ... 226

\* Including cases of Foot-sore.

† 66 Goitre.



## 3.—REGIMENTS of ROHILCUND

	REGIMENT AND STATION OF 1871.	Date of Arrival from Station previously occupied.	REGIMENTAL STRENGTH		Admission-rate of 1871 per 1,000 of the Average Strength.	INVALIDED.		DIED.		LOSSES PER 1,000.	
			Number borne on the Rolls.	Average Strength present during 1871.		To their homes for change of air.	For Discharge.	With the Regiment.	Absent from the Regiment.	By Invaliding for Discharge.	By Deaths.
1	16th Native Infantry, Wing, Shahjehampore ...	December 1868, from Fyzabad ...	722	306	506.5	6	3	3	2	4.16	6.93
2	16th Native Infantry, Head-Quarters, Moradabad	January 1869, from Fyzabad ...		337	626.1						
3	{ 2nd Bengal Cavalry, Bareilly, with Detachment } { of 50 men at Moradabad ... }	{ February 1870, from Deollee and } { Jhansi ... }	454	395	483.5	6	7	4	1	15.42	11.01
4	27th Native Infantry, Bareilly ...	March 1868, from Peshawur ...	697	629	737.1	...	4	5	...	5.74	7.17
5	{ 3rd Goorkhas, Almora, with Detachments at } { Pateraghat and Nynce Tal ... }	April 1866, from Bhootan ...	689	640	956.3	11	5	10	2	7.26	17.42
6	2nd Goorkhas, Deyrah ...	January 1869, from Rawulpindee ...	713	609	1110.0	5	9	13	2	12.62	21.04
7	32nd Native Infantry, Raneekhet ...	December 1869, from Dinapore ...	701	650	739.8	8	1	11	1	1.43	17.12
8	{ Sappers and Miners, Roorkee, with Detach- } { ments at Chukrata, Rawulpindee, and } { Peshawur ... }	.....	1,151	1,041	990.4	13	22	16	7	19.11	19.98
9	{ 8th Bengal Cavalry, Meerut, with Detachment } { of 60 men at Delhi ... }	February 1870, from Segowlie ...	459	412	779.1	5	16	5	1	34.86	13.07
10	3rd Native Infantry, Meerut ...	March 1870, from Peshawur ...	712	657	1525.1	10	33	11	1	46.35	16.85
11	17th Native Infantry, Delhi ...	November 1867, from Barrackpore ...	706	639	1577.8	32	27	13	5	38.24	25.50
REGIMENTS OF ROHILCUND AND MEERUT ...			7,094	6,297	972.7	96	127	91	22	18.13	16.13

## 4.—REGIMENTS of AGRA

1	{ 1st Native Infantry, Agra, with Detachment of } { 176 men at Futehghur for 5 months, and } { of 176 men at Ulwar from August ... }	November 1868, from Dum-Dum ...	706	653	1773.4	10	32	9	1	45.33	14.16
2	{ 40th Native Infantry, Agra, with Detachment } { of 176 men at Futehghur for 7 months ... }	{ February 1869, from Banda and } { Nowgong ... }	703	665	1351.9	26	5	11	1	7.11	17.07
3	1st Bengal Cavalry, Morar ...	December 1867, from Nowgong ...	458	392	1441.3	5	19	1	3	41.48	8.73
4	6th Native Infantry, Morar ...	January 1870, from Julpigoree ...	672	601	2993.3	17	36	4	2	53.57	8.93
5	34th Native Infantry, Morar ...	November 1870, from Lucknow ...	709	628	3944.6	29	4	5	1	5.64	8.46
6	{ 39th Native Infantry, Jhansi, with Detachment } { of 73 men at Lullaspore ... }	December 1869, from Lucknow ...	679	594	1916.8	1	13	10	...	19.40	14.93
7	{ 7th Bengal Cavalry, Nowgong, with Detach- } { ment of 110 men at Nagode ... }	December 1867, from Lucknow ...	443	372	2419.4	12	5	3	1	11.29	9.03
8	{ 14th Bengal Cavalry, Deollee, with Detach- } { ments at Jhansi and Sambhur ... }	December 1869, from Meerut ...	463	349	1447.0	9	10	4	1	21.60	10.80
REGIMENTS OF AGRA AND CENTRAL INDIA ...			4,824	4,254	1961.6	100	124	47	10	23.70	11.82

## 5.—REGIMENTS of

1	{ 12th Bengal Cavalry, Umballa, with Detach- } { ment of 60 men at Jullundur ... }	December 1868, from Abyssinia ...	463	385	836.0	6	20	4	...	56.16	8.64
2	29th Native Infantry, Umballa ...	{ January 1869, from Mehidpore } { and Augur ... }	689	617	1372.8	5	8	8	3	11.44	16.74
3	{ 14th Native Infantry, Jullundur, with Detach- } { ments of 37 men at Phillour and Ludiana ... }	January 1870, from Fort William ...	692	644	1114.9	3	9	13	2	13.01	21.68
4	29th Native Infantry, Ferozepore ...	February 1870, from Peshawur ...	707	621	713.4	2	5	6	...	7.67	8.49
5	19th Bengal Cavalry, Mooltan ...	March 1870, from Peshawur ...	461	384	635.4	2	31	4	1	67.24	10.85
6	45th Native Infantry, Mooltan ...	December 1868, from Peshawur ...	695	611	613.7	7	65	4	4	93.32	11.31
7	10th Bengal Cavalry, Sealkote ...	January 1869, from Abyssinia ...	449	378	1034.4	9	37	1	...	82.41	2.23
8	12th Native Infantry, Sealkote ...	February 1869, from Jubbulpore ...	712	623	516.9	4	22	1	4	30.90	7.02
9	{ 1st Goorkhas, Dhurmaalla, with Detachment } { of 176 men at Simla for 8 months ... }	March 1867, from Buxa ...	688	619	1258.5	4	43	8	3	62.50	15.99
10	4th Goorkhas, Bukloh ...	April 1866, from Almora ...	714	587	1603.7	7	1	18	3	1.40	29.41
11	18th Bengal Cavalry, Meen Meer ...	November 1870, from Peshawur ...	439	343	1090.4	15	7	8	1	16.28	20.93
12	{ 24th Native Infantry, Meen Meer, with De- } { tachment at Umritsur for 9 months ... }	November 1870, from Rawulpindee ...	698	630	1361.9	13	13	3	6	18.62	12.88
13	{ 35th Native Infantry, Meen Meer, with Detach- } { ment of 147 men at Umritsur for 4 months ... }	March 1869, from Sangor ...	692	654	1128.4	4	27	32*	...	39.02	46.24
14	3rd Bengal Cavalry, Jhelum ...	December 1868, from Peshawur ...	459	400	617.5	10	10	2	6	21.78	17.43
15	{ 29th Native Infantry, Jhelum, with Detach- } { ment of 100 men at Attock ... }	{ March 1869, from Shahjehan- } { pore and Moradabad ... }	688	614	928.3	3	8	1	2	11.63	4.36
16	{ 30th Native Infantry, Jhelum, with Detach- } { ment at Murree ... }	December 1868, from Cawnpore ...	701	623	744.8	6	15	5	2	21.40	9.99

\* This Regiment, which lost 59 men in 1870 and

† All of these cases occurred in Eastern Bengal towards the close



## and MEERUT.

		CAUSES OF ADMISSIONS INTO HOSPITAL AND OF DEATHS IN HOSPITAL DURING THE YEAR.																									
Total Admissions into Hospital, and Deaths in Hospital during the Year.		Cholera.	Fever.	Verucal Affections.	Rheumatism.	Scoury.	Anemia and Debility.	Dropsy.	Pulmonary Affections.	Apoplexy and Stroke.	Neuralgic Affections.	Eye Diseases.	Heart Disease.	Bronchitis and Asthma.	Pneumonia and Pleurisy.	Dysentery and Diarrhea.	Spleen Disease.	Hepatitis.	Diseases of the Digestive System.	Diseases of the Urinary System.	Diseases of the Generative System.	Scabies and Skin Diseases.	Gutta-serena.	Abscesses and Ulcers.	Injuries.	Punished.	All other Causes.
1	{ Admitted { Died	155 1	84 1	2 1	7 1	...	...	...	3 1	...	...	...	4 1	2 1	...	10 1	...	1 1	6 1	...	2 1	3 1	20 1	8 1	...	5 1	
2	{ Admitted { Died	211 2	114 2	4 2	6 2	...	...	...	1 2	3 2	...	...	5 2	3 2	...	18 2	...	...	1 2	4 2	3 2	...	23 2	23 2	...	1 2	
3	{ Admitted { Died	191 4	47 4	4 4	...	...	...	...	2 4	17 4	...	...	3 4	5 4	...	5 4	...	...	...	1 4	1 4	1 4	37 4	60 4	...	1 4	
4	{ Admitted { Died	457 5	189 5	15 5	15 5	...	...	...	3 5	10 5	...	...	17 5	3 5	...	96 5	1 5	...	4 5	5 5	...	20 5	1 5	34 5	30 5	...	4 5
5	{ Admitted { Died	612 10	221 10	44 10	56 10	4 10	1 10	...	4 10	13 10	...	...	25 10	3 10	...	30 10	4 10	1 10	23 10	1 10	12 10	7 10	54 10	92 10	...	11 10	
6	{ Admitted { Died	676 13	314 13	33 13	13 13	...	...	...	6 13	42 13	...	...	7 13	2 13	...	49 13	15 13	7 13	7 13	2 13	6 13	3 13	34 13	2 13	...	3 13	
7	{ Admitted { Died	475 11	147 11	10 11	27 11	...	...	...	...	20 11	...	...	21 11	3 11	...	65 11	...	...	14 11	...	...	16 11	7 11	123 11	...	12 11	
8	{ Admitted { Died	1,031 16	428 16	32 16	40 16	1 16	22 16	1 16	6 16	10 16	15 16	1 16	46 16	11 16	...	133 16	7 16	...	21 16	3 16	5 16	22 16	1 16	78 16	107 16	...	20 16
9	{ Admitted { Died	321 5	184 5	8 5	14 5	...	...	...	...	2 5	12 5	...	4 5	6 5	...	21 5	3 5	...	5 5	...	...	3 5	18 5	35 5	...	6 5	
10	{ Admitted { Died	1,002 11	476 11	16 11	39 11	...	13 11	...	1 11	2 11	12 11	...	44 11	11 11	...	73 11	1 11	2 11	16 11	...	6 11	17 11	75 11	48 11	...	49 11	
11	{ Admitted { Died	994 13	722 13	5 13	16 13	...	4 13	...	2 13	3 13	5 13	...	12 13	3 13	...	50 13	1 13	1 13	17 13	...	...	11 13	66 13	64 13	...	10 13	
	{ Admitted { Died	6,125 91	3,039 91	182 91	237 91	5 91	44 91	1 91	24 91	1 91	25 91	149 91	4 91	187 91	50 91	570 91	32 91	12 91	113 91	12 91	36 91	103 91	6 91	446 91	607 91	...	121 91

## and CENTRAL INDIA.

1	{ Admitted Died	1,158 9	521 4	52 4	93 4	...	13 4	2 4	2 4	...	5 4	8 4	...	33 4	11 4	25 4	7 4	2 4	15 4	...	9 4	18 4	1 4	107 4	203 4	...	31 4
2	{ Admitted Died	890 11	581 2	19 2	27 2	...	...	...	...	...	3 22	22 2	...	5 2	33 2	2 2	...	...	6 2	...	...	7 2	...	113 2	79 2	...	3 2
3	{ Admitted Died	465 1	243 1	12 1	37 1	...	...	...	...	...	3 22	22 2	...	7 5	17 5	...	...	...	13 5	...	...	12 3	3 71	113 1	...	...	6 1
4	{ Admitted Died	1,790 4	1,330 1	53 19	...	20 ...	...	5 ...	...	...	12 ...	...	58 2	30 1	1 14	...	...	...	6 52	6 75	106 1	8 1	...	...	...	...	
5	{ Admitted Died	1,912 5	1,538 3	23 16	2 2	...	...	...	...	...	16 13	...	26 2	80 1	13 ...	...	...	2 7	...	7 11	...	56 94	...	...	...	11 ...	
6	{ Admitted Died	604 19	395 4	21 ...	17 ...	...	2 ...	...	...	...	1 22	...	8 2	39 2	3 ...	...	...	2 5	...	5 3	...	54 39	...	...	...	9 ...	
7	{ Admitted Died	900 3	505 1	8 45	1 1	...	...	...	...	...	5 18	1 13	3 3	31 1	7 ...	...	...	18 2	...	9 10	1 90	113 1	...	...	...	9 ...	
8	{ Admitted Died	505 4	316 1	16 ...	16 ...	...	...	...	...	...	1 2	1 ...	...	12 2	2 19	4 ...	...	...	7 2	...	2 12	3 54	34 ...	...	...	...	4 ...
	{ Admitted Died	8,342 47	5,429 16	204 1	270 4	38 1	2 1	7 1	1 2	35 1	118 1	162 5	28 3	203 8	35 ...	3 77	2 38	...	...	125 14	629 772	...	...	...	...	81 5	

## the PUNJAB.

1	{ Admitted Died	318 4	166 1	6 1	14 1	...	2 1	...	...	2 1	16 1	...	11 1	1 1	...	18 1	1 1	11 1	...	1 1	3 1	...	25 1	45 1	...	5 1
2	{ Admitted Died	817 8	405 8	19 8	15 8	1 8	21 8	...	...	5 8	20 8	1 8	35 8	5 8	...	51 8	3 8	...	16 8	1 8	3 8	...	61 8	150 8	...	6 8
3	{ Admitted Died	718 13	364 2	15 1	13 1	2 2	41 2	2 4	...	1 1	13 1	...	21 1	13 1	32 1	30 1	5 2	4 4	...	4 4	38 5	71 32	...	12 32		
4	{ Admitted Died	443 6	103 2	17 19	3 3	2 1	3 1	27 1	...	13 14	19 2	1 4	...	3 29	2 163	13 1	...	3 1	...	...	...	...	...	...	...	3 1
5	{ Admitted Died	244 4	73 1	2 6	...	...	...	1 1	...	1 7	...	13 6	...	20 1	...	6 1	...	1 1	...	46 58	...	1 1	...	...	...	1 1
6	{ Admitted Died	375 4	127 8	13 1	...	...	...	10 10	...	47 1	17 2	...	21 2	...	9 1	...	15 1	...	56 35	...	12 1	...	...	...	...	12 1
7	{ Admitted Died	391 1	144 1	5 6	1 41	...	...	1 23	...	7 1	32 1	...	10 ...	...	4 6	1 51	...	51 51	...	...	...	...	...	...	...	6 1
8	{ Admitted Died	322 1	161 5	11 ...	...	4 ...	...	7 17	...	8 ...	...	...	...	...	1 ...	1 6	...	30 41	...	...	...	...	...	...	...	...
9	{ Admitted Died	779 8	392 2	40 34	2 5	...	2 1	...	1 18	...	9 6	...	28 1	2 1	20 ...	9 4	...	71 126	...	...	...	...	...	...	...	...
10	{ Admitted Died	824 18	282 1	10 44	...	2 1	1 1	...	4 8	1 21	1 69	...	11 1	23 1	2 6	...	35 311	...	...	...	...	...	...	...	...	...
11	{ Admitted Died	374 8	107 1	8 5	...	19 1	1 1	...	6 10	...	15 1	...	12 6	...	6 3	...	2 4	...	60 93	...	...	...	...	...	...	...
12	{ Admitted Died	854 3	298 18	90 ...	3 ...	2 ...	3 23	...	41 7	...	88 3	...	3 32	...	1 49	...	112 60	...	...	...	...	...	...	...	...	...
13	{ Admitted Died	734 32	263 2	5 18	1 1	...	2 1	...	6 18	...	59 6	...	82 16	...	99 4	...	5 ...	...	130 39	...	...	...	...	...	...	...
14	{ Admitted Died	247 2	93 1	5 8	...	...	...	3 8	...	8 4	12 ...	...	5 1	...	4 ...	...	46 36	...	...	...	...	...	...	...	...	...
15	{ Admitted Died	570 1	252 29	23 ...	2 ...	...	...	8 19	...	7 9	71 1	...	1 8	...	3 19	...	76 28	...	...	...	...	...	...	...	...	...
16	{ Admitted Died	464 5	206 10	19 ...	17 1	...	1 8	...	15 10	...	37 2	...	4 ...	...	19 2	...	46 27	...	...	...	...	...	...	...	...	...

32 in 1871, returns no about death in either year.  
 66 of the year, after the Regiment joined the Loohale Field Force.



REGIMENTS of											
REGIMENT AND STATION OF 1871.		Date of Arrival from Station previously occupied.	REGIMENTAL STRENGTH.		Admission-rate of 1871 per 1,000 of the Average Strength.	INVALIDED.		DIED.		LOSS PER 1,000.	
			Number borne on the Rolls.	Average Strength present during 1871.		To their homes for change of air.	For Discharge.	With the Regiment.	Absent from the Regiment.	By Invaliding for Discharge.	By Deaths.
17	9th Bengal Cavalry, Rawulpindee	... November 1870, from Meer Meer	447	378	801.6	20	8	11	...	17.90	24.61
18	{ 23rd Native Infantry, Rawulpindee, (at Huzara } { from May to September) ... }	August 1868, from Abyssinia	700	635	546.5	11	17	8	2	24.20	14.29
19	25th Native Infantry, Rawulpindee	... November 1870, from Peshawar	676	599	836.4	33	11	22	6	16.27	41.42
20	20th Native Infantry, Tallagunge	... February 1869, from Meer Meer	712	614	908.4	16	14	7	1	19.68	11.24
21	5th Bengal Cavalry, Nowshera*	... December 1868, from Sectapore	455	394	2007.6	4	14	6	1	30.77	15.38
22	31st Native Infantry, Nowshera*	... November 1868, from Umballa	706	590	1184.7	5	...	6	3	...	12.75
23	15th Bengal Cavalry, Peshawar*	... December 1869, from Mooltan	461	397	1105.8	17	13	5	1	28.20	13.62
24	16th Bengal Cavalry, Peshawar*	... October 1870, from Rawulpindee	457	411	946.5	2	14	6	1	30.63	15.32
25	15th Native Infantry, Peshawar*	... December 1869, from Ferozepore	661	601	1797.0	29	14	16	11	21.18	40.85
26	19th Native Infantry, Peshawar*	... November 1868, from Allyghur	676	605	1170.2	15	11	19	3	16.27	32.54
27	21st Native Infantry, Peshawar*	... November 1870, from Meer Meer	651	596	1468.1	30	...	16	3	...	29.19
28	30th Native Infantry, Peshawar*	... December 1869, from Meer Meer	667	572	1424.8	16	7	9	2	10.50	14.90
REGIMENTS OF THE PUNJAB			17,217	15,125	1062.6	298	450	248	71	26.14	18.53
REGULAR NATIVE ARMY OF THE PRESIDENCY			44,477	39,635	1270.8	874	1,040	593	201	23.38	17.85
6.—REGIMENTS of											
1	Guide Corps, Murdan	... Stationary	1,103	842	1293.3	10	29	6	5	26.29	9.97
2	Peshawar Mountain Train, Abbottabad	... April 1871, from Kohat	160	144	2048.6	3	4	1	...	25.00	6.25
3	{ 3rd Punjab Infantry, Abbottabad and Huzara } { District ... }	December 1868, from Kohat	722	610	1380.3	40	24	5	14	33.24	26.32
4	5th Goorkhas, Abbottabad	... Stationary	751	638	1479.6	1	19	9	4	25.30	17.31
5	Huzara Mountain Train, Kohat	... March 1871, from Abbottabad	175	138	2239.1	1	1	1	1	5.71	11.43
6	4 Garrison Company, Kohat	... Stationary	74	61	1262.3	4	4	3	3	54.05	81.98
7	4th Punjab Cavalry, Kohat	... March 1869, from Bannoo	486	381	1459.3	42	18	5	7	37.04	24.76
8	1st Punjab Infantry, Kohat	... { December 1868, from Dera Is- } ... { mael Khan ... }	747	615	1819.5	14	13	8	1	17.40	12.05
9	2nd Punjab Infantry, Kohat	... November 1868, from Abbottabad	697	616	1967.0	40	17	12	5	24.39	24.39
10	4th Punjab Infantry, Kohat	... { February 1869, from Dera Is- } ... { mael Khan ... }	736	614	2345.3	29	29	25	2	27.17	36.69
11	2 Field Battery, Bannoo, (Edwardesabad)	... December 1868, from Kohat	167	86	2407.0	4	1	1	...	9.35	9.35
12	1st Punjab Cavalry, Bannoo	... { February 1869, from Dera Is- } ... { mael Khan ... }	465	366	1740.4	19	15	4	5	32.26	19.36
13	2nd Sikhs, Bannoo	... { January 1869, from Dera Ghazee } ... { Khan ... }	729	586	1851.5	29	9	18	4	12.35	39.18
14	4th Sikhs, Bannoo	... { February 1869, from Dera Gha- } ... { zee Khan ... }	737	616	2115.3	20	8	19	3	10.85	29.85
15	3th Punjab Cavalry, Dera Ghazee Khan	... February 1869, from Rajanpore	494	379	1918.2	11	12	5	2	24.29	14.17
16	3rd Sikhs, Dera Ghazee Khan	... December 1868, from Peshawar	745	611	1587.6	24	6	15	4	8.05	25.50
17	{ 6th Punjab Infantry, Dera Ghazee Khan, with } { Detachment of 127 men at Rajanpore ... }	January 1869, from Kohat	752	618	1333.3	25	11	18	2	14.65	26.78
18	3 Field Battery, Dera Ismael Khan	... January 1869, from Bannoo	165	79	1292.5	3	2	...	...	19.05	...
19	2nd Punjab Cavalry, Dera Ismael Khan	... { February 1869, from Dera Gha- } ... { zee Khan ... }	488	376	1290.0	6	12	6	4	24.59	20.49
20	1st Sikhs, Dera Ismael Khan	... November 1868, from Kohat	738	639	1125.2	6	23	11	2	31.17	17.62

\* These Regiments furnished Detachment



## the PUNJAB,—(continued).

		CAUSES OF ADMISSIONS INTO HOSPITAL AND OF DEATHS IN HOSPITAL DURING THE YEAR.																										
Total Admissions into Hospital, and Deaths in Hospital during the year.		Cholera.	Fever.	Veneral Affections.	Rheumatism.	Scarv.	Anemia and Debility.	Dropsy.	Phthisis Pulmonalis.	Apoplexy and Stroke.	Neuritic Affections.	Eye Diseases.	Heart Disease.	Bronchitis and Asthma.	Pneumonia and Pleurisy.	Dysentery and Diarrhea.	Spleen Disease.	Hepatitis.	Diseases of the Digestive System.	Diseases of the Urinary System.	Diseases of the Generative System.	Scalds and Skin Diseases.	Gulma-worm.	Abscess and Ulcer.	Injuries.	Punished.	All other Causes.	
17	{ Admitted { Died	303 11	142 3	5 1	9 13	3 1	1 1	1 1	1 1	1 1	1 1	1 1	1 1	1 1	1 1	14 6	1 1	1 1	1 1	1 1	1 1	1 1	1 1	1 1	1 1	1 1	1 1	1 1
18	{ Admitted { Died	347 8	130 1	21 1	13 1	1 1	1 1	1 1	1 1	1 1	1 1	1 1	1 1	1 1	1 1	1 1	1 1	1 1	1 1	1 1	1 1	1 1	1 1	1 1	1 1	1 1	1 1	1 1
19	{ Admitted { Died	501 22	209 6	8 1	50 1	2 1	10 1	1 1	1 1	1 1	1 1	1 1	1 1	1 1	1 1	1 1	1 1	1 1	1 1	1 1	1 1	1 1	1 1	1 1	1 1	1 1	1 1	1 1
20	{ Admitted { Died	613 7	276 2	13 1	50 1	3 1	14 1	1 1	1 1	1 1	1 1	1 1	1 1	1 1	1 1	1 1	1 1	1 1	1 1	1 1	1 1	1 1	1 1	1 1	1 1	1 1	1 1	1 1
21	{ Admitted { Died	791 6	395 3	10 1	31 1	3 1	3 1	1 1	1 1	1 1	1 1	1 1	1 1	1 1	1 1	1 1	1 1	1 1	1 1	1 1	1 1	1 1	1 1	1 1	1 1	1 1	1 1	1 1
22	{ Admitted { Died	609 6	396 1	9 1	8 1	2 1	11 1	1 1	1 1	1 1	1 1	1 1	1 1	1 1	1 1	1 1	1 1	1 1	1 1	1 1	1 1	1 1	1 1	1 1	1 1	1 1	1 1	1 1
23	{ Admitted { Died	439 5	206 1	7 1	18 1	1 1	1 1	1 1	1 1	1 1	1 1	1 1	1 1	1 1	1 1	1 1	1 1	1 1	1 1	1 1	1 1	1 1	1 1	1 1	1 1	1 1	1 1	1 1
24	{ Admitted { Died	389 6	197 1	8 1	3 1	2 1	17 1	1 1	1 1	1 1	1 1	1 1	1 1	1 1	1 1	1 1	1 1	1 1	1 1	1 1	1 1	1 1	1 1	1 1	1 1	1 1	1 1	1 1
25	{ Admitted { Died	1,080 16	544 1	10 1	34 1	25 1	2 1	1 1	1 1	1 1	1 1	1 1	1 1	1 1	1 1	1 1	1 1	1 1	1 1	1 1	1 1	1 1	1 1	1 1	1 1	1 1	1 1	1 1
26	{ Admitted { Died	708 19	324 5	7 1	16 1	1 1	12 1	2 1	1 1	1 1	1 1	1 1	1 1	1 1	1 1	1 1	1 1	1 1	1 1	1 1	1 1	1 1	1 1	1 1	1 1	1 1	1 1	1 1
27	{ Admitted { Died	875 16	541 7	19 1	24 1	20 1	1 1	1 1	1 1	1 1	1 1	1 1	1 1	1 1	1 1	1 1	1 1	1 1	1 1	1 1	1 1	1 1	1 1	1 1	1 1	1 1	1 1	1 1
28	{ Admitted { Died	815 8	411 3	12 1	39 1	2 1	21 1	1 1	1 1	1 1	1 1	1 1	1 1	1 1	1 1	1 1	1 1	1 1	1 1	1 1	1 1	1 1	1 1	1 1	1 1	1 1	1 1	1 1
	{ Admitted { Died	16,072 248	7,147 13	331 43	633 3	23 10	298 10	4 8	21 8	4 3	100 3	402 3	521 22	336 82	1,331 25	187 4	20 2	350 19	50 2	326 1	35 1	1,775 49	1,860 13	270 16				
	{ Admitted { Died	50,712 593	24,337 111	1187 4	1900 3	136 17	570 17	13 2	118 49	9 6	312 6	1027 8	1652 51	503 109	5,092 94	463 17	67 7	1,018 4	51 4	203 1	1,178 1	88 1	4,165 1	5,600 49	3 1	1,000 47		

## the PUNJAB FRONTIER FORCE.

1	{ Admitted { Died	1,089 6	409 1	24 1	28 1	21 1	1 1	1 1	1 1	1 1	1 1	1 1	1 1	1 1	1 1	1 1	1 1	1 1	1 1	1 1	1 1	1 1	1 1	1 1	1 1	1 1	1 1
2	{ Admitted { Died	295 1	117 1	2 1	10 1	1 1	1 1	1 1	1 1	1 1	1 1	1 1	1 1	1 1	1 1	1 1	1 1	1 1	1 1	1 1	1 1	1 1	1 1	1 1	1 1	1 1	1 1
3	{ Admitted { Died	842 5	517 4	17 1	11 1	4 1	1 1	1 1	1 1	1 1	1 1	1 1	1 1	1 1	1 1	1 1	1 1	1 1	1 1	1 1	1 1	1 1	1 1	1 1	1 1	1 1	1 1
4	{ Admitted { Died	944 9	546 1	18 1	26 1	2 1	6 1	1 1	6 1	1 1	1 1	1 1	1 1	1 1	1 1	1 1	1 1	1 1	1 1	1 1	1 1	1 1	1 1	1 1	1 1	1 1	1 1
5	{ Admitted { Died	300 1	157 1	2 1	4 1	4 1	1 1	1 1	1 1	1 1	1 1	1 1	1 1	1 1	1 1	1 1	1 1	1 1	1 1	1 1	1 1	1 1	1 1	1 1	1 1	1 1	1 1
6	{ Admitted { Died	77 3	36 1	1 1	1 1	5 1	1 1	1 1	1 1	1 1	1 1	1 1	1 1	1 1	1 1	1 1	1 1	1 1	1 1	1 1	1 1	1 1	1 1	1 1	1 1	1 1	1 1
7	{ Admitted { Died	564 5	226 2	10 1	17 1	7 1	2 1	2 1	10 1	23 1	11 2	43 3	10 2	2 1	1 1	1 1	1 1	1 1	1 1	1 1	1 1	1 1	1 1	1 1	1 1	1 1	1 1
8	{ Admitted { Died	1,119 8	613 4	15 1	16 1	8 1	1 1	1 1	1 1	1 1	1 1	1 1	1 1	1 1	1 1	1 1	1 1	1 1	1 1	1 1	1 1	1 1	1 1	1 1	1 1	1 1	1 1
9	{ Admitted { Died	1,224 12	770 5	13 1	13 1	16 1	1 1	1 1	1 1	1 1	1 1	1 1	1 1	1 1	1 1	1 1	1 1	1 1	1 1	1 1	1 1	1 1	1 1	1 1	1 1	1 1	1 1
10	{ Admitted { Died	1,440 25	757 4	37 1	52 1	1 1	7 1	1 1	1 1	1 1	1 1	1 1	1 1	1 1	1 1	1 1	1 1	1 1	1 1	1 1	1 1	1 1	1 1	1 1	1 1	1 1	1 1
11	{ Admitted { Died	207 1	113 1	2 1	7 1	1 1	1 1	1 1	1 1	1 1	1 1	1 1	1 1	1 1	1 1	1 1	1 1	1 1	1 1	1 1	1 1	1 1	1 1	1 1	1 1	1 1	1 1
12	{ Admitted { Died	637 4	302 1	9 1	12 1	7 1	1 1	1 1	1 1	1 1	1 1	1 1	1 1	1 1	1 1	1 1	1 1	1 1	1 1	1 1	1 1	1 1	1 1	1 1	1 1	1 1	1 1
13	{ Admitted { Died	1,065 18	517 3	13 1	33 1	4 1	3 1	1 1	1 1	1 1	1 1	1 1	1 1	1 1	1 1	1 1	1 1	1 1	1 1	1 1	1 1	1 1	1 1	1 1	1 1	1 1	1 1
14	{ Admitted { Died	1,303 19	744 6	19 1	34 1	16 3	8 2	1 1	1 1	1 1	1 1	1 1	1 1	1 1	1 1	1 1	1 1	1 1	1 1	1 1	1 1	1 1	1 1	1 1	1 1	1 1	1 1
15	{ Admitted { Died	727 5	333 1	7 1	2 1	1 1	12 1	1 1	1 1	1 1	1 1	1 1	1 1	1 1	1 1	1 1	1 1	1 1	1 1	1 1	1 1	1 1	1 1	1 1	1 1	1 1	1 1
16	{ Admitted { Died	970 15	523 5	12 1	35 1	1 1	11 1	1 1	1 1	1 1	1 1	1 1	1 1	1 1	1 1	1 1	1 1	1 1	1 1	1 1	1 1	1 1	1 1	1 1	1 1	1 1	1 1
17	{ Admitted { Died	824 19	438 5	12 1	33 1	1 1	1 1	1 1	1 1	1 1	1 1	1 1	1 1	1 1	1 1	1 1	1 1	1 1	1 1	1 1	1 1	1 1	1 1	1 1	1 1	1 1	1 1
18	{ Admitted { Died	95 1	32 1	2 1	2 1	1 1	1 1	1 1	1 1	1 1	1 1	1 1	1 1	1 1	1 1	1 1	1 1	1 1	1 1	1 1	1 1	1 1	1 1	1 1	1 1	1 1	1 1
19	{ Admitted { Died	485 6	200 3	7 1	21 1	1 1	1 1	1 1	1 1	1 1	1 1	1 1	1 1	1 1	1 1	1 1	1 1	1 1	1 1	1 1	1 1	1 1	1 1	1 1	1 1	1 1	1 1
20	{ Admitted { Died	719 11	313 3	11 1	23 1	1 1	4 1	1 1	1 1	1 1	1 1	1 1	1 1	1 1	1 1	1 1	1 1	1 1	1 1	1 1	1 1	1 1	1 1	1 1	1 1	1 1	1 1

to the Frontier Out-posts during the year.

1871.



6—REGIMENTS of the

REGIMENT AND STATION OF 1871.		Date of Arrival from Station previously occupied.	REGIMENTAL STRENGTH.		Admission-rate of 1871 per 1,000 of the Average Strength.	INVALIDED.		DIED.		LOSS PER 1,000.		
			Number borne on the Rolls.	Average Strength present during 1871.		To their homes for change of air.	For Discharge.	With the Regiment.	Absent from the Regiment.	By invaliding for Discharge.	By Deaths.	
21	5th Punjab Infantry, Dera Ismael Khan	... January 1869, from Bunnoo	...	748	628	1235.7	11	5	6	3	6.68	12.03
22	3rd Punjab Cavalry, Rajanpore	... January 1869, from Kohat	...	480	373	2769.4	16	7	3	2	14.58	10.42
REGIMENTS OF THE PUNJAB FRONTIER FORCE			...	12,239	10,016	1673.7	358	260	181	73	21.24	20.75

7—REGIMENTS of the CENTRAL

1	1st Central India Horse, Augur†	...	493	316	259.5	1	4	2	2	8.11	8.11	
2	2nd Central India Horse, Goonah†	...	494	332	852.4	4	4	2	1	8.09	6.07	
3	Malwa Bheel Corps, Sirdarpore†	...	552	369	834.7	4	...	11	6	...	30.80	
4	Meywar Bheel Corps, Kherwarrah	...	706	533	1294.7	1	13	10	...	18.41	14.16	
5	Mairwarra Battalion, Ajmere (incorporated in May 1872)	...	683	715	1118.9*	...	...	12*	1	...	19.03*	
6	Bhopal Battalion, Sebare	...	923	821	1179.0	21	20	6	5	21.67	11.92	
7	Krinpoorah Irregular Force	...	875	752	478.7	5	7	13	...	8.00	14.96	
8	Deolee Irregular Force†	...	877	877	1191.6	12	...	11	...	...	12.54	
REGIMENTS OF THE CENTRAL INDIA IRREGULAR FORCE			...	5,000	4,735	963.5	48	48	67	15	8.57	14.63

\* Including the Admissions and Deaths of the first months of the  
† These Corps were broken up into many

## STATEMENT SHOWING THE GAIN AND LOSS IN STRENGTH

Present with their Regiments on 1st January 1871	...	...	...	43,618
At their homes on Furlough	...	...	...	485
At their homes on Sick Leave	...	...	...	332
Remaining sick in the Hospitals of other Regiments	...	...	...	42
Total Strength on 1st January 1871	...	...	...	44,477

## ADDITIONS OF THE YEAR.

Transfers received from other Regiments	...	...	...	26
Recruits received during the year	...	...	...	4,250
Deserters rejoined	...	...	...	8
Total Gain	...	...	...	4,284

## ANNUAL RELIEF OF THE

## CAVALRY REGIMENTS.

1st Bengal Cavalry	From Morar	To Cawnpore and Barrackpore	...	Arrived	February 1872.
3rd Bengal Cavalry	" Jhelum	" Nowgong and Nagode	...	Arrived	March 1872.
5th Bengal Cavalry	" Nowshera	" Jhelum	...	Arrived	December 1871.
6th Bengal Cavalry	" Cawnpore	" Morar	...	Arrived	February 1872.
7th Bengal Cavalry	" Nowgong and Nagode	" Seetapore and Fyzabad	...	Arrived	April 1872.
10th Bengal Cavalry	" Sealkote	" Nowshera	...	Arrived	November 1871.
17th Bengal Cavalry	" Seetapore	" Sealkote	...	Arrived	March 1872.

## INFANTRY REGIMENTS.

2nd Native Infantry	From Julpigoree	To Dinapore	...	Arrived	April 1872.
7th Native Infantry	" Lucknow	" Jullundur	...	Arrived	March 1872.
10th Native Infantry	" Cawnpore	" Barrackpore	...	Arrived	February 1872.
11th Native Infantry	" Dum-Dum	" Bareilly	...	Arrived	February 1872.



## PUNJAB FRONTIER FORCE.—(concluded).

		Total Admissions into Hospital, and Deaths in Hospital during the year.	CAUSES OF ADMISSIONS INTO HOSPITAL AND OF DEATHS IN HOSPITAL DURING THE YEAR.																									
			Cholera.	Fever.	Veneral Affec- tions.	Rheumatism.	Scurvy.	Anemia and De- bility.	Dropsy.	Phthisis Pulmon- alis.	Apoplexy and Stroke.	Neuralgic Affec- tions.	Eye Diseases.	Heart Disease.	Bronchitis and Asthma.	Pneumonia and Pleurisy.	Dysentery and Diarrhea.	Spleen Disease.	Hepatitis.	Diseases of the Digestive System.	Diseases of the Urinary System.	Diseases of the Ge- nerative System.	Scabies and Skin Diseases.	Gonorrhea.	Abscess and Ulcer.	Injuries.	Punished.	All other Causes.
21	{ Admitted ... 776	...	350	34	13	1	7	...	...	...	5	20	...	11	14	1	2	...	25	2	2	15	8	90	63	...	9	
	{ Died ... 6	...	1	...	...	...	...	...	1	...	...	...	...	...	1	...	...	...	...	...	...	...	...	...	...	...	...	12
22	{ Admitted ... 1,033	...	620	3	21	...	...	...	...	...	1	5	...	7	9	53	...	...	13	...	...	6	9	180	100	...	6	
	{ Died ... 3	...	1	...	...	...	...	...	...	...	...	...	...	...	1	...	...	...	...	...	...	...	...	...	...	...	...	...
	{ Admitted ... 16,764	3	8,632	270	414	16	132	2	19	6	133	262	6	470	279	1,491	156	12	424	23	29	255	79	1,783	1,552	13	303	
	{ Died ... 181	1	50	...	1	1	5	...	6	4	...	...	3	15	57	16	1	1	...	2	...	...	...	...	5	...	11	

## INDIA IRREGULAR FORCE.

1	{ Admitted ... 82	...	34	...	2	2	...	...	...	...	1	3	...	4	...	7	...	...	...	...	...	...	...	4	22	...	3
	{ Died ... 2	...	...	...	...	...	...	...	...	...	...	...	...	...	...	...	...	...	...	...	...	...	...	...	...	...	2
2	{ Admitted ... 283	1	141	11	9	...	...	...	...	...	3	13	...	1	1	19	4	4	2	...	1	3	13	15	35	...	7
	{ Died ... 2	...	1	...	...	...	...	...	...	...	...	...	...	...	...	...	...	...	...	...	...	...	...	...	...	...	1
3	{ Admitted ... 368	...	135	15	11	...	1	...	...	...	...	35	...	8	7	17	1	...	1	1	...	6	20	13	31	...	6
	{ Died ... 11	...	5	...	...	...	...	...	...	...	...	...	...	...	...	...	...	...	...	...	...	...	...	...	...	...	...
4	{ Admitted ... 716	1	298	4	19	...	...	...	...	...	1	33	...	25	5	24	...	1	7	...	...	37	67	119	64	...	11
	{ Died ... 10	...	5	...	...	...	...	...	...	...	...	...	...	...	...	1	...	...	...	...	...	...	...	...	...	...	4
5	{ Admitted ... 809	...	394	9	61	1	50	...	1	...	...	28	...	16	44	15	10	1	14	3	1	7	28	83	25	...	9
	{ Died ... 12	...	5	...	...	...	1	...	...	...	...	...	...	...	...	...	...	...	...	...	...	...	...	...	...	...	...
6	{ Admitted ... 968	1	544	19	38	...	19	...	...	...	16	41	1	10	8	110	6	1	15	2	2	28	2	57	34	...	14
	{ Died ... 6	...	1	...	...	...	1	...	...	...	...	...	...	...	...	...	...	...	...	...	...	...	...	...	...	...	1
7	{ Admitted ... 360	...	154	23	11	1	7	...	...	...	...	36	...	8	14	13	1	...	5	...	2	7	9	16	51	...	2
	{ Died ... 13	...	2	...	...	...	...	...	...	...	...	...	...	...	...	...	...	...	...	...	...	...	...	...	...	...	3
8	{ Admitted ... 1,045	...	440	30	46	...	5	1	...	...	2	57	...	37	20	41	7	1	41	...	4	15	25	91	132	...	21
	{ Died ... 11	...	3	...	...	...	...	...	...	...	...	...	...	3	3	1	...	...	...	...	...	...	...	...	...	...	1
	{ Admitted ... 4,562	3	2,140	111	197	4	82	1	1	...	23	246	1	109	99	246	29	8	85	6	10	103	161	398	414	...	73
	{ Died ... 67	...	22	...	...	...	2	...	1	...	...	...	...	5	11	19	...	...	2	...	...	...	...	2	...	...	12

year, while the corps was still a Police Battalion.  
Detachments during the year.

## OF THE REGULAR NATIVE ARMY OF BENGAL DURING 1871.

## PERMANENT LOSS OF THE YEAR.

Deaths at Head-Quarters, at Out-posts, and in Detachments	...	...	609
Deaths while on Furlough, &c.	...	...	55
Deaths while at home on Sick Leave	...	...	137

Total Deaths... 792

Invalids for Discharge	...	...	1,040
Transfers given to other Regiments	...	...	21
Discharged otherwise	...	...	1,834
Desertions, struck off for bad conduct, &c.	...	...	349

Total Loss ... 4,606

Remaining on the Regimental Rolls on 31st December 1871 ... 44,725

## NATIVE ARMY, 1871-72.

## INFANTRY REGIMENTS.—continued.

14th Native Infantry	From Jullunder	To Rawulpindie	...	Arrived	April 1872.
16th Native Infantry	" Shahjehanpore and Moradabad	" Jullunder and Dacca	...	Arrived	March 1872.
17th Native Infantry	" Delhi	" Meeran Meer and Umritsar	...	Arrived	February 1872.
19th Native Infantry	" Peshawar	" Talagunge	...	Arrived	November 1871.
20th Native Infantry	" Talagunge	" Delhi	...	Arrived	January 1872.
22nd Native Infantry	" Dacca	" Jhelum	...	Arrived	April 1872.
29th Native Infantry	" Umballa	" Peshawar	...	Arrived	November 1871.
27th Native Infantry	" Bareilly	" Barrackpore	...	Arrived	April 1872.
20th Native Infantry	" Jhelum	" Nowshera	...	Arrived	October 1871.
31st Native Infantry	" Nowshera	" Mooltan	...	Arrived	November 1871.
32nd Native Infantry	" Raneekhet	" Umballa	...	Arrived	February 1872.
35th Native Infantry	" Meeran Meer	" Cawnpore	...	Arrived	February 1872.
45th Native Infantry	" Mooltan	" Moradabad and Shahjehanpore.	...	Arrived	February 1872.

# NATIVE TROOPS, 1871.

## XVII.

TABLE showing the SICKNESS and MORTALITY among the REGIMENTS of the MADRAS NATIVE ARMY serving in Stations of the BENGAL PRESIDENCY during the Year 1871, and the prevalence of the principal Diseases in each Month of the Year.

(Stations occupied—Dorundah, Nagode, Banda, Newgong, Jubbalpore and Sangor).

MONTHS.	Average Strength.	Average Number Daily Sick.	Number Daily Sick per 1,000 of Strength.	Number of Deaths.	Died per 1,000 of Strength.	CAUSES OF DEATHS IN HOSPITAL.																	Died out of Hospital.	
						Cholera.	Smallpox.	Fever, Intermittent.	Fever, Remittent and Continued.	Apoplexy.	Dysentery.	Diarrhoea.	Hepatitis.	Spleen Disease.	Respiratory Diseases.	Heart Diseases.	Phthisis Pulmonalis.	Dropsy.	Scurvy.	Atrophy and Anæmia.	Wounds and Accidents.	All other Causes.		
January	3,672	164	44.7	1	...	...	...	...	...	...	...	...	...	...	...	...	...	...	...	...	...	1	...	
February	3,677	150	40.8	1	...	...	...	...	...	...	...	...	...	...	...	...	...	...	...	...	...	...	...	
March	3,622	123	34.0	3	...	...	...	1	...	...	...	...	...	...	...	...	...	...	...	...	...	...	...	
April	3,605	117	32.5	3	...	...	...	1	1	...	...	...	...	...	...	...	...	...	...	...	...	...	...	
May	3,552	92	25.9	4	...	...	...	1	...	...	...	...	...	...	...	...	...	...	...	...	...	...	...	
June	3,527	90	25.5	...	...	...	...	...	...	...	...	...	...	...	...	...	...	...	...	...	...	...	...	
July	3,492	98	28.1	1	...	...	...	...	...	...	...	...	...	...	...	...	...	...	...	...	...	...	...	
August	3,476	131	37.7	1	...	...	...	...	...	...	...	...	...	...	...	...	...	...	...	...	...	...	...	
September	3,490	156	44.7	2	...	...	...	1	...	...	...	...	...	...	...	...	...	...	...	...	...	...	...	
October	3,518	164	46.6	3	...	...	...	...	...	...	...	...	...	...	...	...	...	...	...	...	...	...	...	
November	3,538	209	59.1	5	...	...	...	1	1	...	...	...	...	...	...	...	...	...	...	...	...	...	...	
December	3,590	157	43.7	1	...	...	...	...	...	...	...	...	...	...	...	...	...	...	...	...	...	...	...	
						...	...	6	3	...	1	1	...	...	4	...	3	1	...	1	...	2	3	
Died per 1,000 of the Average Strength.																								
For the year	3,563	138	38.7	25	7.01	...	...	2.53	...	...	28	28	...	...	1.12	...	84	28	...	28	...	66	84	

CAUSES OF ADMISSIONS.	NUMBER OF ADMISSIONS INTO HOSPITAL IN EACH MONTH.												Total Admitted during the Year.	Admitted per 1,000 of Strength.	Died out of each hundred treated.
	Jan.	Feb.	March.	April.	May.	June.	July.	Aug.	Sept.	Oct.	Nov.	Dec.			
Cholera	...	...	...	...	...	...	...	...	...	...	...	...	...	...	...
Smallpox	...	...	1	...	...	...	...	...	...	...	...	...	1	3	...
Fever, Intermittent	146	124	102	137	90	64	96	152	280	522	370	197	2,289	642.4	26
"    Remittent and Continued	3	4	7	9	...	...	...	...	...	...	2	2	27	7.6	11.11
Apoplexy	...	1	...	...	...	...	...	...	...	...	...	...	1	3	...
Dysentery	6	4	3	7	4	3	4	10	1	2	...	...	51	14.3	...
Diarrhoea	4	5	8	6	9	4	9	8	3	3	10	7	76	21.3	1.57
Hepatitis	...	...	...	...	...	...	...	...	...	...	...	...	...	...	...
Spleen Disease	2	1	...	...	...	1	...	...	1	1	...	...	6	1.7	...
Respiratory Diseases	21	15	9	12	8	8	3	7	3	7	11	12	116	32.5	3.45
Phthisis Pulmonalis	...	...	1	...	1	1	...	1	1	1	...	...	7	2.0	42.86
Dropsy	...	...	...	...	...	...	1	...	...	...	...	...	1	3	...
Scurvy	...	...	...	...	...	...	...	...	...	...	...	...	...	...	...
Rheumatism	23	22	15	19	19	16	21	25	32	22	18	21	253	71.0	...
Veneral Diseases	11	2	4	3	8	9	6	8	5	6	6	7	75	21.0	...
Eye Diseases	5	5	3	21	23	32	45	49	29	13	8	4	228	64.0	...
Abscess and Ulcer	28	13	16	21	23	13	26	45	29	19	48	31	312	87.6	20
Wounds and Accidents	33	14	14	14	24	21	24	36	17	16	24	29	266	74.7	...
All other causes	25	22	21	27	35	27	18	42	34	21	27	36	335	94.0	...
	307	232	204	276	253	199	253	383	426	633	536	332	4,044		
Admitted per 1,000 of the Average Strength in each Month.															
	83.6	63.1	56.3	76.6	71.2	66.4	72.4	110.2	122.1	180.0	148.7	98.0	1135.0		



3. JAIL POPULATION, 1871.

# JAILS OF THE BENGAL PRESIDENCY, 1871.

## I.

TABLE showing the SICKNESS and MORTALITY among the JAIL POPULATION of the BENGAL PRESIDENCY during the Year 1871, and the prevalence of the principal Diseases in each Month of the Year.

MONTHS.	Average Strength.	Average Number Daily Sick.	Number Daily Sick per 1,000 of Strength.	Number of Deaths.	Died per 1,000 of Strength.	CAUSES OF DEATHS.																	
						Cholera.	Smallpox.	Fever, Intermittent.	Fever, Remittent and Continued.	Apoplexy.	Dysentery.	Diarrhoea.	Hepatitis.	Spleen Disease.	Respiratory Diseases.	Heart Diseases.	Phthisis Pulmonalis.	Dropsy.	Scurvy.	Atrophy and Anæmia.	Wounds and Accidents.	All other Causes.	
January ...	57,510	1,691	29.4	217	3.78	1	...	11	21	3	57	20	1	...	37	3	13	1	...	28	2	19	
February ...	57,371	1,552	27.0	133	2.32	...	1	3	39	...	18	15	...	...	29	1	9	3	...	3	1	11	
March ...	56,542	1,425	25.2	113	2.00	...	...	3	16	3	23	9	1	...	16	1	17	...	...	10	1	10	
April ...	56,589	1,386	24.7	96	1.70	...	...	1	15	...	16	7	...	...	15	2	8	5	1	...	4	12	
May ...	56,718	1,375	24.2	110	1.94	3	...	...	21	2	26	6	1	...	11	1	7	4	...	...	4	13	
June ...	57,628	1,375	23.9	92	1.60	6	...	...	5	9	21	3	...	...	15	1	10	...	1	...	3	...	
July ...	57,716	1,346	23.8	82	1.42	3	...	...	14	1	13	...	...	...	7	...	10	3	...	...	3	13	
August ...	58,022	1,820	31.4	122	2.10	1	...	...	18	...	37	15	...	5	6	...	10	1	...	...	...	13	
September ...	58,388	2,003	34.3	163	2.79	3	...	14	18	...	44	28	1	1	17	...	9	1	...	8	2	13	
October ...	58,196	2,175	37.4	262	4.50	16	...	12	11	4	108	44	2	4	23	...	9	6	...	6	4	11	
November ...	58,165	2,123	36.5	266	4.57	8	...	4	12	1	113	45	1	4	28	1	11	6	...	11	6	15	
December ...	57,508	1,809	31.4	330	5.73	11	1	5	14	2	130	40	3	1	59	5	13	4	...	8	5	27	
						63	2	68	204	31	606	239	10	24	254	20	126	34	4	102	35	164	
Died per 1,000 of the Average Strength.																							
For the year ...	57,537	1,691	29.4	1,986	34.52	1.10	.83	4.73	.54	14.09	.17	.42	4.41	.35	2.19	.59	.07	1.77	.61	2.85			

CAUSES OF ADMISSIONS.	NUMBER OF ADMISSIONS INTO HOSPITAL IN EACH MONTH.												Total Admitted during the Year.	Admitted per 1,000 of Strength.	Died out of each hundred treated.
	Jan.	Feb.	March.	April.	May.	June.	July.	Aug.	Sept.	Oct.	Nov.	Dec.			
Cholera ...	6	12	13	20	15	14	12	5	7	27	28	12	171	3.0	36.84
Smallpox ...	3	7	1	4	6	1	...	1	...	...	5	9	37	.7	5.41
Fever, Intermittent and Continued ...	1,290	1,090	1,303	1,432	1,520	1,564	2,291	3,235	3,251	3,383	2,645	1,624	24,628	428.0	27
Apoplexy ...	35	166	83	92	75	44	87	88	113	70	69	44	906	16.8	21.12
Dysentery ...	376	254	329	303	281	332	450	658	748	671	639	409	5,540	96.3	47.09
Diarrhoea ...	200	231	328	320	320	278	404	481	458	442	389	295	4,158	72.3	8.71
Hepatitis ...	3	4	4	4	3	1	1	4	7	3	2	5	41	.7	24.39
Spleen Disease ...	37	37	30	43	41	26	45	52	56	68	55	57	547	9.5	4.39
Respiratory Diseases ...	222	208	162	142	139	97	97	121	107	172	226	277	1,970	34.2	12.89
Phthisis Pulmonalis ...	35	19	30	31	21	24	28	21	17	40	15	18	299	5.2	42.14
Dropsy ...	6	7	9	10	9	4	9	13	9	16	14	13	119	2.1	28.57
Atrophy and Anæmia ...	157	27	43	39	32	40	44	52	35	47	46	47	609	10.6	16.75
Scurvy ...	7	5	9	4	7	8	7	6	6	8	18	3	88	1.5	4.54
Rheumatism ...	102	78	102	94	108	93	80	81	94	99	87	87	1,105	19.2	
Veneral Diseases ...	87	62	95	96	80	90	87	69	77	69	54	39	934	16.2	
Eye Diseases ...	30	28	57	58	80	74	79	91	56	66	51	25	695	12.1	
Abscess and Ulcer ...	388	364	348	332	364	502	455	458	422	384	351	322	4,690	81.5	1.55
Wounds and Accidents ...	176	175	192	194	220	190	162	159	198	182	147	131	2,126	36.9	
All other causes ...	338	362	414	410	445	412	396	389	378	352	324	334	4,574	79.5	
	3,508	3,141	3,556	3,649	3,773	3,829	4,740	5,986	6,941	6,108	5,167	3,864	53,362		
Admitted per 1,000 of the Average Strength in each Month.															
	61.0	54.8	62.9	64.5	66.5	66.4	82.1	103.2	103.5	104.9	88.8	67.1	92.74		



# JAILS OF THE BENGAL PRESIDENCY, 1871.

## II.

TABLE showing the SICKNESS and MORTALITY among the JAIL POPULATION in LOWER BENGAL and in ASSAM during the Year 1871, and the prevalence of the principal Diseases in each Month of the Year.

MONTHS.	Average Strength.	Average Number Daily Sick.	Number Daily Sick per 1,000 of Strength.	Number of Deaths.	Died per 1,000 of Strength.	CAUSES OF DEATHS.																			
						Cholera.	Smallpox.	Fever, Intermittent.	Fever, Remittent and Continued.	Apoplexy.	Dysentery.	Diarrhoea.	Hepatitis.	Spleen Disease.	Respiratory Diseases.	Heart Diseases.	Phthisis Pulmonalis.	Dropsy.	Scurvy.	Atrophy and Anæmia.	Wounds and Accidents.	All other Causes.			
January	14,006	460	32.5	43	...	1	...	5	...	...	7	6	1	...	3	1	9	...	...	6	...	...	...	...	...
February	13,977	443	31.7	33	...	...	...	...	...	...	4	6	...	...	4	1	4	1	...	1	...	...	...	...	...
March	13,837	451	32.6	40	...	...	...	1	...	...	11	5	...	1	3	...	8	...	...	6	...	...	...	...	...
April	13,864	473	34.1	32	...	6	...	...	...	...	7	...	...	...	3	1	3	3	...	1	...	...	...	...	...
May	14,077	476	33.8	32	...	...	...	1	...	...	14	...	1	...	3	1	5	1	...	1	...	1	...	1	...
June	14,307	503	35.2	40	...	6	...	1	...	...	9	1	...	...	4	...	6	...	...	5	...	1	...	1	...
July	14,231	572	40.2	28	...	3	...	...	...	...	3	...	...	...	1	3	5	...	...	...	...	...	...	...	...
August	14,208	627	44.1	36	...	1	...	...	...	...	11	...	...	...	3	...	6	...	...	...	...	...	...	...	...
September	14,241	645	45.3	50	...	3	...	...	...	...	11	...	1	...	7	...	6	...	...	3	...	...	...	...	...
October	14,074	718	51.0	75	...	16	...	...	...	...	23	...	...	...	10	...	4	...	...	1	...	...	...	...	...
November	13,864	684	49.3	76	...	3	...	1	...	...	34	13	...	1	4	...	5	...	...	3	...	1	...	3	...
December	13,621	649	45.4	82	...	9	...	2	1	1	32	7	1	1	14	1	5	3	...	2	1	2	2	2	...
						52	...	25	28	6	166	53	7	10	61	8	63	12	...	33	4	39			
Died per 1,000 of the Average Strength.																									
For the year...	14,026	557	39.7	567	40.42	3.71	...	3.78	...	4.3	15.61	...	5.0	7.1	4.35	5.7	4.49	8.5	...	2.35	2.9	2.78			

CAUSES OF ADMISSIONS.	NUMBER OF ADMISSIONS INTO HOSPITAL IN EACH MONTH.												Total Admitted during the Year.	Admitted per 1,000 of Strength.	Died out of each hundred treated.
	Jan.	Feb.	March.	April.	May.	June.	July.	Aug.	Sept.	Oct.	Nov.	Dec.			
Cholera	6	12	12	14	11	11	10	4	7	27	9	9	132	9.4	39.39
Smallpox	...	...	...	...	1	1	...	...	...	...	...	...	2	1	...
Fever, Intermittent	371	344	406	437	465	574	797	1,022	901	1,035	906	691	7,949	56.7	31
Remittent and Continued	5	8	12	11	8	9	17	24	13	13	9	6	135	9.6	29.74
Apoplexy	...	...	...	1	...	1	...	1	1	3	...	1	9	6	6.67
Dysentery	102	93	110	129	118	138	202	214	235	261	223	214	2,039	145.4	5.82
Diarrhoea	65	83	143	133	152	124	179	196	178	218	132	123	1,726	123.1	...
Hepatitis	1	1	1	1	3	1	...	1	6	2	2	3	22	1.6	31.82
Spleen Disease	19	20	17	17	29	12	31	33	44	46	28	36	323	23.0	3.16
Respiratory Diseases	65	62	58	51	58	42	37	46	42	61	58	51	631	45.0	9.67
Phthisis Pulmonalis	11	11	20	14	12	16	14	13	12	24	12	12	171	12.2	36.84
Dropsy	4	4	8	2	5	4	5	10	6	6	10	11	75	5.4	16.00
Atrophy and Anæmia	16	9	11	17	8	17	19	15	11	13	17	10	163	11.6	29.24
Scurvy	...	...	4	4	7	2	5	6	4	6	12	...	49	3.5	...
Rheumatism	39	30	39	43	51	50	32	31	35	32	32	32	446	31.8	...
Venerical Diseases	21	24	34	38	25	38	28	26	28	22	23	18	325	23.2	...
Eye Diseases	11	6	6	12	14	12	8	26	11	21	8	9	144	10.3	...
Abscess and Ulcer	58	58	54	67	65	81	72	57	64	58	44	65	733	52.3	1.29
Wounds and Accidents	62	56	50	56	59	52	38	37	37	42	41	34	604	40.2	...
All other causes	149	164	163	177	178	126	136	133	146	122	120	113	1,727	123.1	...
	1,005	996	1,148	1,224	1,200	1,311	1,630	1,804	1,781	2,012	1,696	1,428	17,365		
Admitted per 1,000 of the Average Strength in each Month.															
	71.7	70.5	83.0	88.3	89.5	91.6	114.5	133.3	125.1	143.0	121.6	101.8	123.1		

# JAILS OF THE BENGAL PRESIDENCY, 1871.

## III.

TABLE showing the SICKNESS and MORTALITY among the JAIL POPULATION in CHOTA NAGPORE, and in the DINAPORE, BENARES, OUDE, and CAWNPORE DISTRICTS during the Year 1871, and the prevalence of the principal Diseases in each Month of the Year.

MONTHS.	Average Strength.	Average Number Daily Sick.	Number Daily Sick per 1,000 of Strength.	Number of Deaths.	Died per 1,000 of Strength.	CAUSES OF DEATHS.																	
						Cholera.	Smallpox.	Fever, Intermittent.	Fever, Remittent and Continued.	Apoplexy.	Dysentery.	Diarrhoea.	Hepatitis.	Spleen Disease.	Respiratory Diseases.	Heart Diseases.	Phthisis Pulmonalis.	Dropsy.	Scurvy.	Atrophy and Anæmia.	Wounds and Accidents.	All other Causes.	
January ...	18,365	550	30.0	67	...	...	...	2	1	1	23	7	...	...	6	1	3	1	...	17	1	...	
February ...	18,543	439	23.7	25	...	...	...	...	1	...	6	4	...	...	4	1	3	1	...	12	...	...	
March ...	18,456	412	22.3	20	...	...	...	...	...	...	8	2	...	...	3	1	5	...	...	3	...	...	
April ...	18,456	468	25.8	26	...	1	...	...	...	...	6	3	...	...	3	...	4	...	...	1	1	...	
May ...	18,339	382	20.8	33	...	...	...	...	4	...	10	...	...	1	3	...	12	...	...	5	1	...	
June ...	18,513	365	19.7	24	...	...	...	...	1	...	9	1	...	...	3	...	1	...	...	1	1	...	
July ...	18,576	407	21.9	28	...	...	...	...	1	...	8	3	...	...	3	...	4	...	...	1	1	...	
August ...	18,543	473	25.5	43	...	...	...	1	1	1	18	5	...	4	3	...	3	...	...	2	...	...	
September ...	18,680	565	30.2	33	...	...	...	1	1	...	11	11	...	...	3	...	1	...	...	3	...	...	
October ...	18,812	674	35.8	64	...	...	...	1	...	1	32	12	...	...	2	...	4	3	...	4	1	4	
November ...	19,169	696	36.4	87	...	5	...	...	1	...	40	13	...	2	11	...	4	1	...	4	1	5	
December ...	19,241	572	29.7	140	...	12	...	3	2	1	69	14	1	...	18	2	7	1	...	1	2	17	
						9	...	8	13	7	240	75	1	7	60	6	44	12	1	44	10	63	
Died per 1,000 of the Average Strength.																							
For the year ...	18,636	485	26.6	600	32.20	.48	...	1.13	.38	16.90	.05	.38	3.22	.32	2.36	.64	.05	2.36	.34	3.39			

CAUSES OF ADMISSIONS.	NUMBER OF ADMISSIONS INTO HOSPITAL IN EACH MONTH.												Total Admitted during the Year.	Admitted per 1,000 of Strength.	Died out of each hundred treated.
	Jan.	Feb.	March.	April.	May.	June.	July.	Aug.	Sept.	Oct.	Nov.	Dec.			
Cholera ...	...	...	1	6	2	1	2	1	...	...	19	3	35	1.9	25.71
Smallpox ...	1	6	1	4	2	...	...	1	...	...	4	4	23	1.2	...
Fever, Intermittent ...	305	276	359	423	382	348	456	519	706	1,071	756	382	6,053	324.8	...
" Remittent and Continued ...	9	7	13	8	12	8	11	14	15	11	10	6	124	6.7	10.48
Apoplexy ...	...	...	...	...	...	1	...	1	...	2	...	2	9	...	77.78
Dysentery ...	156	77	194	109	107	115	152	253	283	193	240	157	1,976	106.0	...
Diarrhoea ...	66	76	93	102	1.3	92	113	175	130	117	180	114	1,361	73.0	9.44
Hepatitis ...	1	2	...	...	...	...	1	...	...	...	...	1	5	...	20.09
Spleen Disease ...	6	4	3	11	5	8	6	7	2	7	9	9	77	4.2	9.09
Respiratory Diseases ...	36	37	31	22	23	21	27	27	18	32	53	52	379	20.3	15.83
Phthisis Pulmonalis ...	20	6	5	14	7	4	7	6	3	14	3	3	91	4.9	48.35
Dropsy ...	1	1	1	4	1	...	...	2	2	4	3	...	19	1.0	63.16
Atrophy and Anæmia ...	123	8	22	10	16	15	21	27	21	19	14	21	317	17.0	13.88
Scurvy ...	1	...	...	...	...	2	...	...	...	1	4	3	12	...	6.33
Rheumatism ...	31	29	21	32	28	21	29	21	23	25	25	24	291	15.6	...
Veneral Diseases ...	24	13	28	24	32	28	27	22	28	18	13	19	256	14.8	...
Eye Diseases ...	13	11	23	15	18	27	22	19	10	20	21	11	222	11.9	...
Abscess and Ulcer ...	133	128	117	87	101	170	161	144	139	128	129	99	1,527	82.0	1.00
Wounds and Accidents ...	37	66	82	63	77	58	53	63	62	86	63	55	755	42.1	...
All other causes ...	73	75	104	91	108	95	84	82	84	83	80	96	1,055	56.6	...
	1,056	812	1,021	1,025	1,024	1,014	1,163	1,384	1,626	1,831	1,620	1,051	14,637		
Admitted per 1,000 of the Average Strength in each Month.															
	57.5	43.8	55.3	55.6	55.8	54.8	62.6	71.6	87.0	97.3	84.8	55.1	785.4		



# JAILS OF THE BENGAL PRESIDENCY, 1871.

## IV.

TABLE showing the SICKNESS and MORTALITY among the JAIL POPULATION in the CENTRAL PROVINCES, excluding JUBBULPORE and SAUGOR, during the Year 1871, and the prevalence of the principal Diseases in each Month of the Year.

MONTHS.	Average Strength.	Average Number Daily Sick.	Number Daily Sick per 1,000 of Strength.	Number of Deaths.	Died per 1,000 of Strength.	CAUSES OF DEATHS.													
						Cholera.	Smallpox.	Fever, Intermittent.	Fever, Remittent and Continued.	Apoplexy.	Dysentery.	Diarrhoea.	Hepatitis.	Spleen Disease.	Respiratory Diseases.	Heart Diseases.	Phthisis Pulmonalis.	Dropsy.	Scurvy.
						Atrophy and Anæmia.	Wounds and Accidents.	All other Causes.											
January	2,085	180	48.0	5	...	...	...	...	...	1	...	...	...	...	...	...	...	...	...
February	2,105	96	45.0	5	...	...	...	...	...	...	...	...	...	...	...	...	...	...	...
March	2,072	93	44.9	8	...	...	...	...	3	...	...	...	...	...	...	...	...	...	...
April	2,038	70	38.8	42	...	...	...	...	...	...	...	...	...	...	...	...	...	...	...
May	2,071	79	38.1	6	...	...	...	...	...	...	...	...	...	...	...	...	...	...	...
June	2,086	70	33.5	...	...	...	...	...	...	...	...	...	...	...	...	...	...	...	...
July	2,101	82	39.0	1	...	...	...	...	...	...	...	...	...	...	...	...	...	...	...
August	2,153	70	32.7	...	...	...	...	...	...	...	...	...	...	...	...	...	...	...	...
September	2,191	92	42.0	8	...	...	...	1	1	...	...	...	...	...	...	...	...	...	...
October	2,097	91	41.8	10	...	...	...	...	...	...	...	...	...	...	...	...	...	...	...
November	2,046	105	51.3	...	...	...	...	...	...	...	...	...	...	...	...	...	...	...	...
December	2,016	99	49.1	4	...	...	...	...	...	...	...	...	...	...	...	...	...	...	...
						2	...	1	6	1	13	9	...	1	6	1	4	1	2
						Died per 1,000 of the Average Strength.													
For the year	2,088	89	42.6	56	26.82	.96	...	3.35	.48	10.54	...	.48	2.88	.48	1.91	.48	.96	.48	1.91

CAUSES OF ADMISSIONS.	NUMBER OF ADMISSIONS INTO HOSPITAL IN EACH MONTH.												Total Admitted during the Year.	Admitted per 1,000 of Strength.	Died out of each hundred treated.
	Jan.	Feb.	March.	April.	May.	June.	July.	Aug.	Sept.	Oct.	Nov.	Dec.			
	...	...	...	...	...	...	...	...	...	...	...	...			
Cholera	...	...	...	...	2	2	...	...	...	...	...	...	4	1.9	50.00
Smallpox	...	1	...	...	...	...	...	...	...	...	...	...	1	.5	...
Fever, Intermittent	78	101	84	87	87	62	83	142	144	181	177	138	1,364	653.3	.07
" Remittent and Continued	1	4	8	5	2	2	5	7	3	2	4	4	47	22.5	12.77
Apoplexy	...	8	...	...	...	...	...	...	...	...	...	...	1	.5	...
Dysentery	...	8	10	4	4	11	15	32	23	29	12	15	162	77.6	...
Diarrhoea	13	12	13	10	21	15	33	11	30	15	5	9	187	89.6	6.30
Hepatitis	...	...	...	...	...	...	...	...	...	...	...	...	1	.5	...
Spleen Disease	...	...	...	2	3	...	2	...	...	1	...	1	13	6.2	7.70
Respiratory Diseases	10	9	4	8	6	4	2	4	1	10	5	12	75	35.9	8.00
Phthisis Pulmonalis	1	...	1	...	...	...	...	...	1	...	...	...	3	1.4	100.00
Dropsy	...	...	...	1	...	...	...	...	...	1	...	...	2	1.0	50.00
Atrophy and Anæmia	...	...	2	2	2	1	1	2	...	2	5	...	15	7.2	6.67
Scurvy	...	...	2	...	...	1	...	...	...	...	1	...	4	1.9	50.00
Rheumatism	6	9	9	2	9	4	7	9	11	13	9	16	104	49.8	...
Veneral Diseases	3	9	11	7	4	6	6	5	3	5	3	5	67	32.1	...
Eye Diseases	...	...	3	...	1	...	9	2	6	5	5	...	31	14.8	...
Abscess and Ulcer	53	51	48	38	55	68	40	40	36	31	30	32	522	250.0	...
Wounds and Accidents	20	8	6	10	8	4	4	3	1	6	4	9	83	39.7	...
All other causes	22	17	17	10	25	15	30	20	22	41	13	31	263	126.0	...
	215	229	217	196	229	195	237	277	281	334	277	272	2,949		
	Admitted per 1,000 of the Average Strength in each Month.														
	100.1	108.8	104.7	90.3	110.6	90.5	112.8	128.7	128.3	159.3	135.4	131.9	1412.4		

## JAILS OF THE BENGAL PRESIDENCY, 1871.

v.

TABLE showing the SICKNESS and MORTALITY among the JAIL POPULATION in the AGRA DISTRICT, and in CENTRAL INDIA during the Year 1871, and the prevalence of the principal Diseases in each Month of the Year.

MONTHS.	Average Strength.	Average Number Daily Sick.	Number Daily Sick per 1,000 of Strength.	Number of Deaths.	Died per 1,000 of Strength.	CAUSES OF DEATHS.																
						Cholera.	Smallpox.	Fever, Intermittent.	Fever, Remittent and Continued.	Apoplexy.	Dysentery.	Diarrhoea.	Hepatitis.	Spleen Disease.	Respiratory Diseases.	Heart Disease.	Phthisis Pulmonalis.	Dropsy.	Scurvy.	Atrophy and Anæmia.	Wounds and Accidents.	All other Causes.
January ...	3,654	100	27·4	5	...	...	...	...	...	1	...	...	...	...	...	...	...	...	...	...		
February ...	3,582	95	26·5	5	...	...	...	...	...	1	...	...	...	1	...	...	...	...	...	...		
March ...	3,487	85	24·4	3	...	...	...	...	...	...	...	1	...	1	...	...	...	...	...	...		
April ...	3,380	78	23·1	3	...	...	...	...	...	...	...	1	...	...	...	...	...	...	...	...		
May ...	3,345	64	19·1	4	...	...	...	...	...	...	...	...	...	...	...	...	...	...	...	...		
June ...	3,389	67	19·8	...	...	...	...	...	...	...	...	...	...	1	...	...	...	...	...	...		
July ...	3,409	73	21·4	3	...	...	...	...	...	...	...	...	...	...	...	...	...	...	...	...		
August ...	3,349	89	26·6	4	...	...	...	...	...	...	...	...	...	...	...	...	...	...	...	...		
September ...	3,348	110	32·9	3	...	...	...	...	...	1	...	...	...	...	...	...	...	...	...	...		
October ...	3,193	114	34·6	16	...	...	...	...	...	1	...	...	...	...	...	...	...	...	...	...		
November ...	3,272	114	34·8	8	...	...	...	...	...	1	...	...	...	...	...	1	...	...	...	...		
December ...	3,235	88	27·2	13	...	...	...	...	...	1	...	...	...	...	...	1	...	...	...	...		
						...	...	...	9	2	19	4	1	...	15	1	1	2	1	...	4	8
Died per 1,000 of the Average Strength.																						
For the year ...	3,395	90	26·5	67	19·73	...	...	2·65	·59	6·78	·29	...	4·42	·29	·29	·59	·29	...	1·18	2·36		

CAUSES OF ADMISSIONS.	NUMBER OF ADMISSIONS INTO HOSPITAL IN EACH MONTH.												Total Admitted during the Year.	Admitted per 1,000 of Strength.	Died out of each hundred treated.					
	Jan.	Feb.	March.	April.	May.	June.	July.	Aug.	Sept.	Oct.	Nov.	Dec.								
Cholera ...	...	...	...	...	...	...	...	...	...	...	...	...	...	...	...	...	...	...	...	...
Smallpox ...	...	...	...	...	...	...	...	...	...	...	...	...	...	...	...	...	...	...	...	...
Fever, Intermittent ...	20	57	74	83	53	44	69	108	157	133	122	64	1,014	298·7	...	...	...	...	...	...
" Remittent and Continued ...	...	3	3	12	10	4	15	16	23	12	7	2	107	31·5	8·41	...	...	...	...	...
Apoplexy ...	1	...	...	...	...	...	...	...	...	...	...	...	4	1·2	59·06	...	...	...	...	...
Dysentery ...	13	26	19	18	5	7	20	15	23	30	25	25	226	66·6	6·78	...	...	...	...	...
Diarrhoea ...	12	12	17	10	9	7	12	16	9	2	6	4	116	34·2	...	...	...	...	...	...
Hepatitis ...	...	...	1	1	...	...	...	...	...	...	...	...	2	·6	...	...	...	...	...	...
Spleen Disease ...	3	3	2	1	2	...	...	1	...	1	2	...	15	4·4	...	...	...	...	...	...
Respiratory Diseases ...	16	14	16	12	8	8	12	12	15	10	19	19	145	42·7	10·34	...	...	...	...	...
Phthisis Pulmonalis ...	...	1	...	...	...	...	...	...	1	...	...	1	3	·9	33·33	...	...	...	...	...
Dropsy ...	...	...	...	...	...	...	...	...	...	...	...	...	...	...	...	...	...	...	...	...
Atrophy and Anæmia ...	...	...	...	1	1	...	...	...	...	...	...	...	9	2·7	...	...	...	...	...	...
Scurvy ...	...	...	...	...	...	...	1	...	...	...	...	...	4	1·2	25·00	...	...	...	...	...
Rheumatism ...	5	5	...	1	5	1	4	3	3	...	1	...	33	9·7	...	...	...	...	...	...
Veneral Diseases ...	9	4	3	8	5	6	7	4	...	2	2	...	59	14·7	...	...	...	...	...	...
Eye Diseases ...	...	2	5	5	7	8	7	11	2	3	1	...	51	15·0	...	...	...	...	...	...
Abscess and Ulcer ...	26	17	24	18	35	15	23	27	26	26	22	22	281	82·8	...	...	...	...	...	...
Wounds and Accidents ...	9	10	4	8	10	11	10	3	9	6	4	2	86	25·3	...	...	...	...	...	...
All other causes ...	17	17	22	30	30	34	20	22	22	9	15	9	247	72·7	...	...	...	...	...	...
	161	179	195	208	181	145	200	238	278	242	217	149	2,393	...	...	...	...	...	...	...
Admitted per 1,000 of the Average Strength in each Month.																				
44·1	50·0	55·9	61·5	54·1	42·8	58·7	71·1	83·0	73·5	66·3	46·1		70·9							



# JAILS OF THE BENGAL PRESIDENCY, 1871.

## VI.

TABLE showing the SICKNESS and MORTALITY among the JAIL POPULATION in the ROHILCUND and MEERUT DISTRICTS during the Year 1871, and the prevalence of the principal Diseases in each Month of the Year.

MONTHS.	Average Strength.	Average Number Daily Sick.	Number Daily Sick per 1,000 of Strength.	Number of Deaths.	Died per 1,000 of Strength.	CAUSES OF DEATHS.																	
						Cholera.	Smallpox.	Fever, Intermittent.	Fever, Remittent and Continued.	Apoplexy.	Dysentery.	Diarrhoea.	Hepatitis.	Spleen Disease.	Respiratory Diseases.	Heart Diseases.	Phthisis Pulmonalis.	Dropsy.	Scurvy.	Atrophy and Anæmia.	Wounds and Accidents.	All other Causes.	
January	6,150	109	32.4	41	...	...	...	1	9	...	15	3	...	...	7	...	...	...	...	4	1	...	
February	5,983	146	24.4	13	...	...	...	...	3	1	4	1	...	...	3	...	...	1	...	...	...	...	
March	5,900	142	24.1	8	...	...	...	...	4	...	1	...	...	...	1	...	...	...	...	1	...	1	
April	5,974	142	23.8	15	...	...	...	...	...	...	2	1	...	...	4	...	...	...	...	...	...	1	
May	6,010	190	20.0	13	...	...	...	...	6	...	...	...	...	1	...	...	...	...	...	...	...	4	
June	6,109	111	18.2	5	...	...	...	...	1	...	...	...	...	...	3	...	...	...	...	...	...	1	
July	6,045	137	22.7	12	...	...	...	...	4	...	...	...	...	...	...	...	1	...	...	2	...	1	
August	6,079	168	27.6	19	...	...	...	...	...	...	6	1	...	...	...	...	1	1	...	1	...	12	
September	6,077	221	36.4	37	...	...	...	4	10	...	16	...	...	...	...	...	...	...	...	...	...	...	
October	6,039	210	30.6	66	...	...	...	6	6	...	34	16	...	...	2	1	...	...	...	...	...	1	
November	5,941	201	33.8	55	...	...	...	2	6	1	25	13	...	...	4	...	1	...	...	2	...	1	
December	5,778	159	27.5	45	...	...	...	...	5	...	17	10	...	...	7	2	...	...	...	4	...	...	
						...	...	13	68	2	120	56	...	1	32	3	3	2	...	14	1	17	
Died per 1,000 of the Average Strength.																							
For the year	56,007	166	27.6	332	55.27	...	...	13.48	33	29.30	...	17	5.33	50	50	33	...	2.33	...	17	2.83	...	

CAUSES OF ADMISSIONS.	NUMBER OF ADMISSIONS INTO HOSPITAL IN EACH MONTH.												Total Admitted during the Year.	Admitted per 1,000 of Strength.	Died out of each hundred treated.	
	Jan.	Feb.	March.	April.	May.	June.	July.	Aug.	Sept.	Oct.	Nov.	Dec.				
Cholera	...	...	...	...	...	...	...	...	...	...	...	...	...	2	3	...
Smallpox	...	...	...	...	...	...	...	...	...	...	...	...	...	...	...	...
Fever, Intermittent	106	52	98	106	119	127	236	437	498	404	174	85	2,412	401.5	54	...
" Remittent and Continued	10	6	14	23	10	...	19	20	46	26	29	17	231	38.5	29.44	...
Apoplexy	...	1	...	...	...	11	...	...	...	...	1	...	2	3	100.00	...
Dysentery	36	13	18	10	14	21	17	51	100	73	54	48	455	75.7	23.98	...
Diarrhoea	20	13	20	26	16	14	27	18	43	38	25	19	279	46.5	...	...
Hepatitis	...	...	1	2	...	...	...	2	...	...	...	...	5	8	...	...
Spleen Disease	1	1	2	3	2	1	2	3	4	3	...	...	22	3.7	4.55	...
Respiratory Diseases	16	22	13	25	9	4	8	11	12	16	28	52	216	36.0	14.81	...
Phthisis Pulmonalis	...	...	1	1	...	1	2	1	...	1	...	...	7	1.2	42.86	...
Dropsy	1	1	...	...	1	...	1	1	...	...	...	...	5	8	40.00	...
Atrophy and Anæmia	5	1	4	5	2	3	1	5	1	7	7	7	48	8.0	29.17	...
Scurvy	1	...	...	...	...	...	...	...	...	...	...	...	1	2	...	...
Rheumatism	10	4	6	4	7	7	4	6	9	7	9	...	81	13.5	...	...
General Diseases	15	6	9	4	8	7	8	4	9	11	3	5	89	14.8	...	...
Eye Diseases	4	3	7	5	4	7	11	8	5	8	4	2	68	11.3	...	...
Abscess and Ulcer	75	51	39	44	32	48	43	51	46	51	38	33	551	91.7	161	...
Wounds and Accidents	6	11	25	31	17	19	18	12	55	16	17	11	238	39.6	...	...
All other causes	29	18	26	31	18	28	20	17	22	15	14	16	254	42.3	...	...
	335	203	283	320	261	298	417	647	820	676	403	303	4,966	...	...	...
Admitted per 1,000 of the Average Strength in each Month.																
	54.5	33.9	48.0	53.6	43.4	48.8	69.0	106.4	131.9	111.9	67.8	52.4	82.7	...	...	...

# JAILS OF THE BENGAL PRESIDENCY, 1871.

## VII.

TABLE showing the SICKNESS and MORTALITY among the JAIL POPULATION in the PUNJAB during the Year 1871, and the prevalence of the principal Diseases in each Month of the Year.

MONTHS.	Average Strength.	Average Number Daily Sick.	Number Daily Sick per 1,000 of Strength.	Number of Deaths.	Died per 1,000 of Strength.	CAUSES OF DEATHS.																	
						Cholera.	Smallpox.	Fever, Intermittent.	Fever, Remittent and Continued.	Apoplexy.	Dysentery.	Diarrhoea.	Hepatitis.	Spleen Disease.	Respiratory Diseases.	Heart Disease.	Phthisis Pulmonalis.	Dropsy.	Scurvy.	Atrophy and Anæmia.	Wounds and Accidents.	All other Causes.	
January	13,250	273	20.6	53	...	...	...	3	11	...	8	4	...	...	21	...	1	...	...	1	...	...	4
February	13,181	333	25.3	52	...	...	1	3	31	...	1	3	...	...	8	...	1	...	...	...	...	...	2
March	12,790	242	18.9	24	...	...	...	3	7	...	2	3	...	...	6	...	2	...	...	...	...	...	3
April	12,883	221	17.2	18	...	...	...	1	4	...	1	1	...	...	5	1	...	...	...	...	...	2	3
May	12,876	254	19.7	22	...	...	...	1	8	2	2	...	...	...	3	...	...	1	...	...	1	...	5
June	13,224	259	19.6	23	...	...	...	1	1	9	3	...	...	...	5	...	...	...	...	1	...	1	1
July	13,354	275	20.6	10	...	...	...	...	3	1	1	1	...	...	1	...	...	...	...	...	2	1	1
August	13,690	384	28.1	20	...	...	...	4	4	...	1	5	...	...	...	...	3	...	...	2	...	1	1
September	13,851	370	26.7	32	...	...	...	3	3	1	4	6	...	...	6	...	1	1	...	1	1	5	5
October	13,881	335	24.1	31	...	...	...	...	1	...	10	6	...	3	4	...	1	1	...	1	1	3	3
November	13,003	325	23.3	33	...	...	...	1	3	...	9	5	...	...	6	...	1	2	...	2	2	2	2
December	13,707	272	19.8	46	...	...	1	2	4	...	6	8	1	...	15	...	1	...	...	1	2	5	5
						...	2	21	80	13	48	42	1	5	80	1	11	5	...	10	12	33	
Died per 1,000 of the Average Strength.																							
For the year...	13,385	295	22.0	364	27.19	...	15	7.55	95	...	6.72	98	37	5.98	98	82	37	...	75	90	2.47		

CAUSES OF ADMISSIONS.	NUMBER OF ADMISSIONS INTO HOSPITAL IN EACH MONTH.												Total Admitted during the Year.	Admitted per 1,000 of Strength.	Died out of each hundred treated.	
	Jan.	Feb.	March.	April.	May.	June.	July.	Aug.	Sept.	Oct.	Nov.	Dec.				
Cholera	...	...	...	...	...	...	...	...	...	...	...	...	...	...	...	...
Smallpox	2	...	...	...	1	...	...	...	...	...	1	5	9	7	22.22	...
Fever, Intermittent	380	260	302	206	414	409	650	1,007	785	559	510	264	5,836	436.0	36	...
" Remittent and Continued	10	138	33	33	33	10	20	7	13	6	10	9	322	24.1	24.81	...
Apoplexy	...	...	...	...	6	24	6	...	1	2	1	...	40	3.0	32.59	...
Dysentery	61	37	38	33	33	40	44	93	84	94	85	40	682	51.0	7.69	...
Diarrhoea	33	38	42	39	19	26	40	65	68	52	41	26	489	36.5	16.67	...
Hepatitis	1	1	1	...	...	...	...	1	1	...	...	1	6	5	5.15	...
Spleen Disease	8	9	6	9	9	5	4	8	6	10	12	11	97	7.2	15.27	...
Respiratory Diseases	79	64	40	24	35	18	11	21	31	38	72	91	624	39.1	45.83	...
Phthisis Pulmonalis	3	2	3	2	2	3	5	1	...	1	...	2	24	1.8	27.78	...
Dropsy	...	1	...	3	2	...	3	...	1	5	1	2	18	1.3	17.43	...
Atrophy and Anæmia	13	4	5	4	3	4	2	3	2	6	3	8	57	4.2	...	...
Scurvy	5	2	3	...	...	3	1	1	1	1	1	...	18	1.3	...	...
Rheumatism	11	10	23	12	8	19	13	11	13	21	11	7	150	11.2	...	...
Veneral Diseases	15	6	10	15	6	14	11	8	9	11	10	12	127	9.5	...	...
Eye Diseases	2	6	13	21	36	29	22	25	13	9	9	3	179	13.4	...	...
Abscess and Ulcer	43	29	66	78	76	129	116	139	111	90	97	81	1,056	80.4	1.57	...
Wounds and Accidents	22	24	25	26	49	46	39	41	34	26	18	20	370	27.7	...	...
All other causes	48	71	82	91	86	114	106	115	82	82	82	69	1,028	76.8	...	...
	736	732	692	686	818	866	1,093	1,546	1,255	1,013	984	651	11,052			
Admitted per 1,000 of the Average Strength in each Month.																
	55.5	55.5	54.1	53.3	63.5	65.5	81.9	112.9	90.6	73.9	69.2	47.5	825.7			



# JAILS OF THE BENGAL PRESIDENCY, 1871.

## VIII.

COMPARATIVE STATEMENT of the RATIOS of SICKNESS and MORTALITY among the JAIL POPULATION of the various PROVINCES of the BENGAL PRESIDENCY.

	RATIO PER 1,000 OF THE AVERAGE STRENGTH.						
	Bengal Proper and Assam.	Gangetic Provinces and Oude.	Central Provinces (excluding Saugor and Jubbulpore).	Agra and Central India.	Rohilkhand and Meerut.	Punjab.	Bengal Presidency.
1.—AVERAGE DAILY SICK-RATE OF EACH MONTH.							
January	33.5	30.0	48.0	27.4	32.4	29.6	29.4
February	31.7	23.7	43.6	26.5	24.4	25.3	27.0
March	32.6	22.3	44.9	24.4	24.1	18.9	25.2
April	34.1	21.8	38.8	23.1	23.8	17.2	21.7
May	33.8	20.8	38.1	19.1	20.0	19.7	24.2
June	35.2	19.7	33.5	19.8	18.2	19.6	23.0
July	40.2	21.9	39.0	21.4	22.7	20.6	26.8
August	44.1	22.5	36.7	26.6	27.6	28.1	31.4
September	45.3	30.2	42.0	32.9	30.4	26.7	31.3
October	51.9	35.8	44.8	34.6	39.6	24.1	37.4
November	49.3	36.4	51.3	34.8	33.8	23.3	36.5
December	45.4	29.7	49.1	27.2	27.5	19.8	31.4
AVERAGE OF THE YEAR	39.7	29.6	42.6	26.5	27.6	22.0	29.4
2.—COMPOSITION OF THE ADMISSION-RATE OF THE YEAR.							
Cholera	9.4	1.9	1.9	...	...	...	3.0
Smallpox	1	1.2	5	...	3	7	7
Fever	676.3	331.5	675.8	339.2	449.0	460.1	441.8
Apoplexy	6	5	5	1.2	3	3.0	1.1
Dysentery and Diarrhoea	268.5	170.9	167.2	100.8	122.2	87.5	168.6
Hepatitis	1.6	3	5	6	8	5	7
Spleen Disease	23.0	4.2	6.2	4.4	3.7	7.2	9.5
Respiratory diseases	45.0	20.3	35.9	42.7	36.0	39.1	34.2
Phthisis Pulmonalis	12.2	4.9	1.4	9	1.2	1.8	5.2
Dropsy	5.4	1.0	1.0	...	8	1.3	2.1
Atrophy and Anæmia	11.6	17.0	7.2	2.7	8.9	4.2	10.6
Scurvy	3.5	6	1.9	1.2	2	1.3	1.5
Ebermatism	31.8	15.6	49.8	9.7	13.5	11.2	19.2
Veneral Diseases	23.2	14.8	32.1	14.7	14.8	9.5	16.2
Eye Diseases	10.3	11.9	14.8	15.0	11.3	13.4	12.1
Abscess and Ulcer	52.3	82.9	250.0	82.8	91.7	89.4	51.5
Injuries	49.2	42.1	39.7	25.3	32.6	27.7	36.9
All other causes	123.1	50.6	126.0	72.7	42.3	76.8	79.5
ADMISSION-RATE OF THE YEAR	1238.1	785.4	1412.4	704.9	826.7	825.7	927.4
3.—COMPOSITION OF THE DEATH-RATE.							
Cholera	3.71	.48	.96	...	...	...	1.10
Smallpox	...	...	...	...	...	15	.93
Fever	3.78	1.13	3.35	2.65	13.48	7.55	4.73
Apoplexy	.43	.38	.48	.39	.33	.95	.54
Dysentery and Diarrhoea	15.61	16.99	19.54	6.78	29.39	6.72	14.69
Hepatitis	.59	.95	...	.29	...	.08	.17
Spleen Disease	.71	.38	.48	...	.17	.37	.42
Respiratory Diseases	4.35	3.22	2.88	4.42	5.33	5.98	4.41
Heart Disease	.57	.42	.48	.29	.59	.08	.35
Phthisis Pulmonalis	4.49	2.36	1.91	.29	.59	.82	2.19
Dropsy	.85	.64	.48	.59	.33	.37	.59
Atrophy and Anæmia	2.35	2.36	.48	...	2.35	.75	1.77
All other causes	3.97	3.98	4.78	3.83	3.99	3.37	3.53
DEATH-RATE OF THE YEAR	40.42	32.29	26.82	19.73	55.27	27.19	34.52
DIED OUT OF EACH HUNDRED CASES TREATED.							
4.—MORTALITY RELATIVE TO THE NUMBER TREATED.							
Cholera	39.39	25.71	59.00	...	...	...	36.84
Smallpox	...	...	...	...	...	22.22	4.41
Intermittent Fevers	31	13	97	...	54	36	27
Remittent and Continued Fevers	29.74	16.48	12.77	8.41	29.44	21.84	21.12
Apoplexy	66.67	77.78	...	50.00	100.00	32.59	47.99
Dysentery and Diarrhoea	5.82	9.44	6.30	6.73	23.98	7.69	8.71
Hepatitis	31.82	20.00	...	...	...	16.67	23.39
Spleen Disease	3.99	9.09	7.70	...	4.55	5.15	4.39
Respiratory Diseases	9.67	15.83	8.00	10.34	14.81	15.27	12.89
Phthisis Pulmonalis	36.84	48.35	100.00	33.33	47.86	45.83	42.11
Dropsy	16.00	63.16	50.00	...	49.09	27.78	28.57
Atrophy and Anæmia	29.24	13.88	6.67	...	29.17	17.55	16.75



# JAILS OF THE BENGAL PRESIDENCY, 1871.

## IX.

TABLE showing the GENERAL STATISTICS of SICKNESS and MORTALITY in the JAILS of the BENGAL PRESIDENCY, and the AVERAGE NUMBER DAILY SICK in each MONTH.

STATIONS.	Average Strength for the Year.	DAILY SICK PER 1,000 OF AVERAGE STRENGTH IN EACH MONTH.												Daily Sick per 1,000 of Average Strength for the Year.	Admitted into Hospital per 1,000 of Average Strength.	DIED PER 1,000 OF AVERAGE STRENGTH.		
		Jan.	Feb.	Mar.	April.	May.	June.	July.	Aug.	Sept.	Oct.	Nov.	Dec.			A. Cholera.	B. All other Causes.	C. All Causes.
Presidency	769	244	124	169	212	248	263	289	372	462	672	579	426	351	18140	...	...	790
Alipore	2,247	453	493	471	584	583	633	710	805	744	794	795	800	659	16151	579	4981	5563
Baraset	282	328	332	372	402	303	356	415	580	623	839	1178	808	567	15177	...	...	7801
Jessore	435	373	343	357	402	337	508	865	955	728	650	711	648	575	16866	...	...	4138
Kishnaghar	306	328	240	348	375	424	291	328	348	405	317	350	285	327	6961	...	...	654
Moorsheadabad	180	339	347	504	609	593	567	524	939	1128	1367	1135	769	667	14611	...	...	2778
Hoochly	510	419	243	308	373	329	368	354	479	667	1032	722	470	471	17699	1569	6274	7843
Burdwan	213	284	376	290	95	188	233	370	507	489	670	1130	1886	563	21878	...	...	6103
Bancoorah	286	132	132	134	137	138	68	135	205	141	106	78	41	140	2972	...	...	1399
Parulka	142	73	135	174	373	186	182	200	347	315	151	221	133	211	7253	701	2817	3521
Sourcee	198	390	286	171	309	360	429	526	710	843	623	629	638	505	16818	...	...	2525
Rajmehal and Pakour	134	92	95	106	174	76	65	131	143	276	316	130	70	149	7388	2239	2239	4478
Doochur and Sub-divns.	80	123	253	267	164	143	263	260	130	385	319	190	110	250	6599	...	...	1250
Malda	79	1136	667	460	492	220	278	439	381	549	976	633	1014	506	17975	2532	6329	8861
Dinapore	349	349	568	741	643	326	546	693	812	706	544	695	700	602	26218	...	...	6917
Rajshahye	558	468	370	373	178	273	277	341	299	236	311	299	293	287	8387	...	...	6272
Rungpore	275	425	336	376	376	356	440	458	352	399	379	442	486	400	13918	...	...	6545
Bograh	90	435	541	455	392	357	238	610	864	1176	769	649	595	556	15278	...	...	11111
Mymensingh	442	174	144	198	87	89	135	164	117	98	174	276	355	158	6312	...	...	2715
Pahna	160	739	697	612	567	430	345	617	567	684	794	534	600	562	26337	...	...	625
Farredpore	577	147	115	165	222	224	189	178	191	189	211	292	350	212	7109	...	...	531
Backergunge	443	235	232	193	281	262	234	216	234	380	385	282	343	271	8646	677	6935	6772
Neacolly	178	292	299	276	296	250	300	359	330	625	696	510	318	393	14550	...	...	562
Chittagong	236	318	370	343	340	329	345	407	390	181	157	166	133	297	8432	...	...	3390
Tipperrah	391	126	186	125	129	187	158	138	174	133	142	112	145	133	7741	...	...	997
Dacca	651	302	250	269	297	249	216	287	276	312	254	328	184	261	7972	...	...	2765
Sylhet	397	164	174	201	252	308	322	362	260	398	392	386	423	302	9068	...	...	3023
Shillong	38	111	769	789	1562	882	882	857	1579	930	435	930	256	789	17969	...	...	1695
Cachar	118	696	275	513	536	268	354	465	424	376	677	252	565	424	17288	...	...	5985
Gowalpara	118	630	551	781	699	703	775	721	632	595	391	364	353	593	22458	847	4238	18000
Gowhatta	100	103	...	101	194	435	708	691	769	762	860	460	244	500	11900	8700	10000	1724
Seeksangor	116	229	167	171	320	458	312	446	517	435	545	494	495	345	15259	...	...	11111
Nawong	90	390	370	667	500	562	316	619	619	680	645	494	556	...	14445	5555	5555	1170
Terpore	171	691	608	581	286	494	667	686	651	485	489	424	347	526	23684	1193	...	1493
Dobrooghar	67	571	323	172	323	294	423	328	398	571	270	139	133	299	22836	...	...	2243
Midnapore	961	337	276	255	257	294	194	119	152	202	243	253	186	234	6905	204	2039	2339
Balesore	171	316	419	188	124	114	167	213	250	296	517	338	210	234	9064	...	...	778
Cuttack	257	46	90	226	299	435	413	408	327	369	426	298	167	311	8288	...	...	1042
Pooree	96	538	612	707	543	449	538	778	577	430	393	280	217	521	23104	...	...	2867
Monghyr	279	288	177	74	37	70	70	168	99	68	154	120	83	108	1904	358	2509	5636
Bhagulpore	550	115	211	249	145	123	253	90	154	103	248	201	195	182	3900	364	5272	3731
Purneah	268	364	255	254	277	315	297	365	471	679	857	924	466	448	10418	...	...	16304
Julpigoree	92	407	550	714	855	413	455	667	417	541	696	882	984	632	13696	...	...	2041
Darjeeling	40	...	227	...	...	204	222	217	...	209	377	408	...	294	3961	...	...	...
...	14,026	335	317	326	341	338	332	402	441	453	510	493	454	397	12381	371	3671	4942
Chyebassa	82	286	435	256	654	536	500	345	133	133	411	143	282	366	14146	...	...	2367
Ranchee	169	466	541	499	506	263	253	764	692	588	549	682	276	473	13432	...	...	2196
Hazareebaugh, Central District	292	275	398	350	337	195	181	232	246	186	222	417	242	270	9291	...	...	2847
Grah	210	319	569	408	423	343	345	452	413	288	303	333	245	381	15619	...	...	3526
Pahna	397	295	293	346	345	404	484	298	340	493	570	475	430	493	11713	...	...	1978
Dhree Ghat	455	124	109	258	343	436	390	320	310	387	294	292	155	286	8969	870	1099	2169
Arrah	461	234	125	93	124	149	148	179	332	449	418	408	229	239	8330	...	...	8997
Chumpanon	343	144	106	144	169	169	171	195	218	145	132	191	298	175	4140	...	...	12200
Mozufferpore	247	88	88	212	152	189	152	327	294	504	652	425	385	324	7552	...	...	1736
Chuprah	509	494	275	153	171	179	133	160	269	398	419	561	417	390	7760	...	...	...
...	288	74	117	298	85	156	110	63	88	85	96	99	...	104	2431	...	...	...
Ghazerpore	474	85	62	60	75	81	80	80	81	88	120	151	113	84	1814	...	...	1688
Benares, Central District	1,118	155	177	292	215	288	219	315	397	388	464	528	617	310	14952	...	...	4472
Mirzapore	481	498	370	495	311	395	393	402	410	435	485	480	473	416	9751	...	...	3534
Azimghur	260	369	140	159	112	158	156	258	370	311	352	360	395	299	7692	...	...	4615
Jaunpore	339	95	31	90	208	111	52	157	293	209	194	246	192	145	7316	...	...	2360
Goruckpore	265	64	29	62	293	244	129	194	382	455	641	820	473	189	9057	755	3336	4151
Bastee	577	328	257	286	246	160	176	267	424	748	889	891	953	485	14974	...	...	7452
...	245	262	173	259	389	182	148	193	233	228	280	435	364	245	9224	...	...	...
Gondah	610	195	175	292	229	225	230	235	216	203	241	279	290	213	5705	...	...	1311
Baraich	316	167	140	235	268	121	170	123	177	185	116	278	194	158	5633	...	...	1582
Fyzabad	711	113	114	122	151	121	137	113	108	142	244							



STATIONS.	Average Strength for the Year.	DAILY SICK PER 1,000 OF AVERAGE STRENGTH IN EACH MONTH.												DAILY SICK PER 1,000 OF AVERAGE STRENGTH FOR THE YEAR.	Admitted into Hospitals per 1,000 of Average Strength.	DIED PER 1,000 OF AVERAGE STRENGTH.		
		Jan.	Feb.	Mar.	Apr.	May.	June.	July.	Aug.	Sept.	Oct.	Nov.	Dec.			A. Cholera.	B. All other Causes.	C. All Causes.
Banda	344	159	181	208	285	153	240	422	409	442	751	556	414	319	15174	...	...	5233
Allahabad, Central	1,443	394	244	241	264	262	172	293	238	232	526	501	297	291	6383	...	...	2426
District	860	298	278	304	159	145	118	119	135	212	291	266	228	209	4623	...	...	3605
Nagode	58	1090	896	656	484	484	678	937	952	833	1224	682	294	690	21379	...	...	1724
	18,636	390	237	223	218	298	197	219	255	302	358	364	297	236	7854	48	3172	3220
Raepore	231	460	474	492	277	388	429	462	440	471	419	609	615	478	15100	...	...	2000
Belaspore	66	...	...	...	...	...	...	...	...	...	...	...	...	...	1521	...	...	...
Mundla	43	...	...	...	...	...	...	...	...	...	...	...	...	...	3923	...	...	...
Seonee	132	619	645	611	526	260	331	559	292	365	450	531	429	455	16742	...	...	6060
Chindwarra	46	...	...	...	...	...	...	...	...	...	...	...	...	...	6739	...	...	...
Baitool	53	182	179	...	...	...	...	...	...	...	...	...	...	...	3298	...	...	...
Nursingpore	122	74	167	...	...	...	...	...	...	...	...	...	...	...	8279	...	...	4098
Hoshangabad	150	390	385	335	256	315	320	543	435	647	451	313	400	377	13962	...	...	1887
Nimar	67	215	495	895	833	556	515	702	606	781	667	455	968	597	20397	...	...	...
Sehore	57	588	...	500	741	545	625	727	357	889	595	1011	633	792	25439	...	...	...
Nagpore	807	683	698	536	447	435	346	371	363	382	542	533	527	478	12378	230	2031	2270
Bandhara	62	769	462	393	370	492	423	323	364	517	156	441	429	484	18072	...	...	...
Wardah	52	222	208	600	417	351	500	185	156	189	244	498	592	385	18654	...	...	...
Chasda	87	147	147	139	250	375	366	345	297	250	290	316	366	230	8621	...	...	...
	2,088	480	456	449	388	381	335	390	367	420	419	513	491	426	14124	76	2586	2682
Jubbulpore	491	1060	886	615	365	192	187	177	185	290	277	481	377	497	9639	...	...	3955
Dumoh	50	217	208	233	263	...	...	...	...	...	...	...	...	...	7200	...	...	...
Saugor	143	457	514	393	437	331	473	472	702	794	703	748	800	459	17133	...	...	1400
Jullaspore	131	154	83	172	183	84	...	...	...	...	...	...	...	...	3582	...	...	1493
Jhansi	221	47	46	46	146	149	130	...	...	...	...	...	...	...	1591	...	...	2715
Ajmere	320	437	379	658	702	599	784	717	764	1097	980	1235	920	750	18875	...	...	4375
Multra	193	256	233	340	282	279	256	193	338	455	418	278	190	311	11865	...	...	1026
Agra, Central	1,334	90	126	109	129	170	106	194	213	255	252	150	84	150	3441	...	...	1424
District	489	61	60	40	59	98	61	39	110	293	298	110	94	102	3660	...	...	1431
	3,395	274	265	244	231	191	198	214	266	329	346	348	272	265	7019	...	...	1873
Etawah	248	128	119	117	112	36	154	161	219	660	335	398	156	292	8590	...	...	2916
Mynpoorie	270	361	315	297	464	425	393	353	275	561	855	795	486	466	9857	...	...	385
Etah	200	240	152	278	723	444	396	191	231	526	720	237	373	350	12050	...	...	2500
Allyghur	526	124	145	192	149	133	76	80	102	217	284	163	97	152	4696	...	...	760
Bolundshahr	128	86	196	174	95	189	98	331	473	497	958	533	496	391	9566	...	...	3125
Shahjehanpore	234	122	127	207	196	179	100	142	292	263	245	321	225	214	4316	...	...	1282
Badson	231	114	123	161	121	85	126	81	122	167	115	169	74	120	4064	...	...	797
Bareilly, Central	1,624	238	198	228	244	219	182	198	168	371	405	423	335	266	7135	...	...	4649
District	450	231	297	349	297	146	178	228	298	252	237	173	161	234	8191	...	...	2533
Moradabad	362	187	179	166	182	107	105	152	184	153	102	126	226	166	3729	...	...	3591
Almorah	161	411	420	373	370	355	387	455	430	385	422	429	286	368	11411	...	...	4240
Dehra	57	877	1111	741	1111	1091	556	690	394	164	615	303	377	702	11494	...	...	3560
Bijnore	177	126	120	168	209	163	206	149	191	105	194	200	134	169	8079	...	...	2825
Saharanpore	394	473	495	441	357	333	393	696	686	669	571	440	493	493	11678	...	...	5921
Muzaffernagur	129	341	110	103	88	141	137	238	164	312	229	147	82	167	3833	...	...	4167
Meerut, Central	969	662	280	227	126	124	101	192	361	439	469	494	363	313	10671	...	...	15170
District	445	434	358	278	277	236	239	323	414	371	536	365	313	337	13348	...	...	9888
	6,007	324	244	241	238	200	182	227	276	364	396	338	275	276	8267	...	...	5527
Delhi	357	480	311	190	191	291	219	352	679	785	637	636	517	418	14902	...	...	5854
Goorgoon	191	317	335	446	405	398	137	140	427	709	622	379	126	366	14136	...	...	2618
Rohatuck	204	75	65	90	100	114	119	249	396	435	335	58	172	196	9362	...	...	2451
Hissar	226	44	117	40	218	542	496	357	175	178	191	211	53	221	11062	...	...	2212
Sirsa	302	221	235	248	187	290	325	344	333	259	276	294	194	265	6159	...	...	1987
Karnal	201	90	...	...	91	91	84	119	109	193	174	119	53	109	5625	...	...	995
Umballa	712	174	175	179	198	259	212	194	411	559	616	395	132	295	9564	...	...	3511
Gang at Roopur	643	121	271	175	253	446	466	308	404	552	368	421	455	350	13957	...	...	8809
Loodianah	222	118	189	149	222	249	329	314	415	321	390	182	235	270	8964	...	...	4505
Jullandhar	383	117	155	187	154	214	155	191	135	144	172	175	187	157	4334	...	...	1305
Ferozepore	498	57	111	115	87	169	188	146	135	191	146	104	147	147	4191	...	...	1226
Umtisar	641	17	17	17	35	66	77	180	241	190	117	85	138	109	4665	...	...	1404
Lahore, Central	2,456	147	91	74	74	57	90	172	390	127	152	268	220	151	6672	...	...	1567
Female Jail	184	524	484	267	350	368	538	645	894	598	398	565	414	489	24836	...	...	3261
Sealkote	404	158	131	217	165	157	184	262	255	295	212	197	143	198	9456	...	...	248
Dharmasala	149	297	144	284	268	432	250	199	325	411	395	265	213	268	11543	...	...	2695
Goordaspore	286	199	115	189	216	233	215	160	128	124	119	123	155	169	6655	...	...	2365
Googranwalla	462	190	99	98	92	110	155	97	67	124	95	108	89	108	3247	...	...	1515
Gojrat	311	31	32	...	...	...	...	...	...	...	...	...	...	...	1029	...	...	1929
Shahpore	384	55	26	32	...	...	...	...	...	...	...	...	...	...	2135	...	...	1042
Jhelum	289	161	121	138	133	70	163	124	112	159	133	102	33	134	4619	...	...	1003
Montgomery	689	281	327	321	244	198	188	194	190	194	147	149	167	221	7997	...	...	3395
Mooltan	729	121	184	221	290	223	129	71	120	123	117	179	182	151	4430	...	...	2460
Jhang	374	117	149	108	111	202	168	110	75	71	111	117	93	107	3209	...	...	1070
Dera Ghazee Khan	386	414	403	286	228	289	349	295	397	312	319	317	218	337	17410	...	...	2591
Dera Ismael Khan	351	331	324	409	287	249	229	262	419	393	396	391	237	313	11282	...	...	2564
Kohat	171	298	197	270	255	429	364	575	741	595	855	396	396	409	15263	...	...	2339
Bannoo	137	490	382	480	385	164	248	333	313	472	335	636	1176	472	19961	...	...	7972
Rawalpindie	906	621	1712	693	381	261	223	296	256	397	251	215	135	999	19901	...	...	7972
Peshawar	520	377	249	263	309	434	399	357	357	434	316	422	321	365	12654	...	...	3977
	13,385	296	253	189	172	197	196	206	281	267	241	233	198	220	8257	...	...	2749
BENGAL PRESIDENCY	57,537	294	270	252	247	242	239	268	3									



# JAILS OF THE BENGAL PRESIDENCY, 1871.

## X.

TABLE showing the *RATIO* in which the *PRINCIPAL DISEASES* have contributed to make up the *ADMISSION-RATE* of the *YEAR* in the *JAIL HOSPITALS* of the *BENGAL PRESIDENCY*.

STATIONS.	Average Strength for the Year.	ADMITTED INTO HOSPITAL PER 1,000 OF AVERAGE STRENGTH.												Admitted per 1,000 of the Average Strength from all Causes.
		Cholera.	Fever, Intermittent.	Fever, Remittent and Continued.	Dysentery & Diarrhoea.	Hepatitis.	Syden Disease.	Respiratory Diseases.	Phthisis Pulmonalis.	Dropsy.	Atrophy and Anæmia.	Scurvy.	All other Causes.	
Presidency	709	...	10195	78	3550	...	446	130	377	...	...	...	3264	18140
Alipore	2,247	209	6925	18	5038	9	325	352	124	27	205	4	2915	16151
Baraset	282	...	7163	284	4184	...	567	426	...	71	71	35	2376	15177
Jessore	435	23	13678	138	460	23	161	529	92	23	...	...	1839	16986
Kishnagur	306	...	3203	65	1307	33	261	229	33	...	33	...	1797	6981
Meershedabad	180	...	9555	56	1833	...	500	...	...	...	...	...	2067	14611
Hooghly	510	196	5796	59	6901	...	372	255	392	39	39	...	3471	17490
Hardwan	213	...	16854	376	1690	47	469	94	141	...	94	...	2113	21578
Ranecoonah	296	...	1783	...	70	35	...	245	70	...	...	...	769	2972
Purnea	142	70	2324	70	1197	...	...	212	70	70	141	...	3099	7253
Sooree	198	152	5960	494	1869	50	353	808	101	...	202	50	6869	16818
Rajmahal and Pakour	131	448	3410	298	2164	...	75	224	...	...	...	...	746	7388
Doochur and Sub-divisions	80	...	2375	...	1375	...	125	125	...	...	...	...	2500	6590
Malda	79	759	6941	127	4304	127	1616	380	...	...	...	...	3671	17975
Dinapore	349	57	16012	...	4355	115	86	885	86	458	115	86	6960	26218
Rajshahye	558	18	4032	54	2473	...	72	395	54	89	691	...	699	8387
Rangpoore	275	...	5091	36	3300	36	73	655	145	655	255	...	2872	13918
Bogra	90	222	9111	...	1445	...	...	256	444	333	778	...	2889	15778
Mymensingh	442	23	3167	68	1493	...	91	294	181	...	68	45	882	6312
Pobna	160	...	8188	125	3937	...	750	750	...	62	...	125	13009	20807
Farrakka	377	...	3690	...	690	...	106	186	...	...	...	...	2114	7109
Backergunge	443	90	2438	23	4063	45	68	68	...	23	...	...	1828	8646
Noacolly	178	...	8339	...	1011	56	56	281	113	...	...	...	4438	14550
Chittagong	236	85	3940	...	1568	...	...	616	...	...	127	42	2034	8432
Tipperah	301	...	3754	...	1429	...	133	133	66	...	66	...	2160	7741
Dacca	631	77	2412	461	1321	...	138	829	92	...	61	...	2581	7972
Sylhet	397	...	4338	25	1108	...	76	252	...	...	25	907	2317	9068
Shillong	38	...	7895	...	1316	...	263	263	...	...	...	...	7632	17369
Cachar	118	...	6186	763	3729	...	254	339	85	...	...	...	6932	17288
Gowalpara	118	254	7034	...	4807	...	85	932	339	...	424	...	8983	22458
Gowhaty	100	1300	2100	...	4000	...	100	1200	200	...	400	...	2000	11900
Seebaugur	116	...	4397	690	4483	...	86	776	...	172	86	...	4569	15259
Nowgong	90	667	8667	444	1667	...	333	111	...	111	556	...	1889	14443
Terpoore	171	175	6316	58	5088	58	1579	1345	...	117	...	...	8948	23684
Dobrooghur	67	149	7463	...	6373	...	448	507	...	...	...	...	8806	22836
Midnapore	981	61	2375	10	744	20	31	161	285	41	51	10	1366	6605
Balasore	171	117	5146	175	1871	...	...	117	59	...	...	...	1579	9064
Cuttack	257	...	4202	39	1245	39	39	156	39	...	78	...	2451	8288
Pooree	96	...	16667	...	1667	...	...	311	...	...	312	...	6146	25104
Monghyr	279	36	717	...	215	...	...	36	...	...	36	...	860	1900
Bhagulpoore	550	109	1055	...	1145	...	55	91	91	36	18	...	1200	3800
Purneah	268	...	4664	448	1082	75	373	299	37	224	224	...	3022	10418
Jalpigoree	92	...	4348	...	5109	...	109	543	326	218	543	109	2391	13996
Darjeeling	49	...	1020	...	1225	...	...	...	294	...	...	...	612	3061
	14,026	94	5667	96	2685	16	230	450	122	54	116	35	2816	12381
Chyebassa	82	...	7683	...	2805	...	...	...	122	...	...	...	3536	14146
Ranchee	109	296	4971	...	4201	...	59	118	...	59	355	...	3373	13432
Hazareebaugh, Central District	592	17	6098	34	726	...	389	389	...	...	84	...	1945	9281
Gyrah	210	...	8557	...	1952	...	286	429	...	...	95	...	3090	15619
Patna	397	...	3894	...	3426	...	...	403	151	...	126	50	3753	11713
Dehree Ghat	455	396	3494	...	2417	...	66	220	...	...	264	...	2132	8989
Arrah	461	22	4577	...	1453	22	22	152	22	65	22	...	1973	8330
Champaran	343	...	3074	58	1487	29	175	292	...	29	58	...	1108	4140
Muzafferpoore	247	...	2227	41	3320	...	121	121	...	...	121	...	1791	7652
Choprah	500	...	980	...	4520	...	20	320	20	...	180	...	1720	7760
Chazepore	288	...	972	...	1285	...	...	35	...	35	...	...	104	2431
Benares, Central District	474	...	549	...	274	...	21	...	...	21	42	...	907	1814
Mirzapore	1,118	...	6109	18	4794	...	45	80	18	9	63	...	2916	14032
Azimgur	481	...	3451	21	2829	...	62	187	42	...	...	125	2904	9751
Jounpore	209	...	4462	115	1269	...	38	77	...	...	...	...	1731	7682
Goruckpoore	839	...	3127	30	1357	...	...	30	...	30	88	...	2654	7316
Bastee	265	113	4717	113	2675	38	...	392	38	...	38	...	1623	9057
Gandah	577	...	6256	52	5425	...	60	593	...	...	364	...	2305	12974
Burich	245	...	6184	...	775	...	...	41	...	...	...	...	3224	9224
Pyrahad	610	...	1771	213	770	...	...	295	49	...	66	...	2541	5765
Saltanpoore	316	...	2468	95	855	...	63	158	32	...	253	...	1709	5633
Rae Bareilly	711	...	2841	14	1491	...	...	155	...	...	...	...	998	5499
Pertabghur	394	...	1777	25	1599	...	...	102	25	...	...	...	634	4162
Hurdai	350	...	4629	143	1657	...	...	...	...	...	...	...	1600	7429
Kherree	124	81	4758	...	1129	...	...	81	...	...	81	...	1661	13791
Lucknow, Central District	236	...	2246	...	1059	...	...	339	...	...	254	...	2670	6668
Seetapore	126	...	6349	873	1746	...	...	79	...	...	159	...	5794	15000
Nawabgunge	1,708	...	439	164	907	12	18	117	316	6	667	...	439	3085
Oonoo	838	72	513	95	1134	...	24	143	143	...	764	...	752	3610
Humeerpore	675	...	2978	...	933	...	...	30	...	...	15	30	1970	5856
Orala	145	...	2483	67	1141	...	...	67	...	...	...	...	2215	5973
Putteghur, Central District	709	...	3904	...	846	...	...	198	14	14	...	...	4161	8322
	383	...	4865	390	2013	...	30	90	...	...	120	...	6075	13483



STATIONS.	Average Strength for the Year.	ADMITTED INTO HOSPITAL PER 1,000 OF AVERAGE STRENGTH.											Admitted per 1,000 of the Average Strength from all Causes.
		Cholera.	Fever, Intermittent.	Fever, Remittent and Continued.	Dysentery & Diarrhoea.	Hepatitis.	Spleen Disease.	Respiratory Diseases.	Pulvis Pulmonalis.	Dropsy.	Atrophy and Anæmia.	Scurvy.	All other Causes.
Cawnpore	379	...	440.6	...	1953	...	21.1	7.9	7.9	2.6	21.1	...	349.4
Futteeypore	259	...	839.1	...	308.9	...	15.5	57.9	...	...	...	...	321.3
Banda	344	...	67.4	17.5	81.4	...	14.5	58.1	...	...	...	...	155.1
Allahabad, Central District	1,443	...	253.6	1.4	75.5	...	2.8	32.6	...	...	...	...	63.3
Nagode	890	...	139.6	11.6	104.6	...	2.3	11.6	1.2	...	2.3	...	40.3
	58	...	982.8	17.2	189.7	...	17.2	86.2	...	...	17.2	...	213.0
	18,636	1.9	324.8	6.7	179.9	3	4.2	20.3	4.9	1.0	17.0	6	782.4
Raeypore	251	...	776.9	31.9	127.5	...	...	11.9	8.0	...	4.0	4.0	545.8
Belaspore	46	...	21.7	43.5	...	...	...	...	...	...	21.7	...	65.2
Mundla	43	...	209.3	...	...	...	...	...	...	...	...	...	93.0
Seonee	132	...	636.4	37.9	303.0	...	...	60.6	...	15.1	...	...	621.2
Chindwarra	46	...	304.3	...	108.7	...	...	108.7	...	...	...	...	152.2
Baitool	53	...	188.7	18.9	18.9	...	...	18.9	...	...	...	...	75.4
Nursingpore	122	...	459.0	24.6	98.4	...	...	16.4	32.8	...	8.2	...	188.5
Hoshungabad	159	...	766.1	...	69.2	...	...	18.9	59.3	...	...	...	471.7
Nimar	67	...	806.0	...	209.0	...	...	...	...	...	...	...	1044.7
Schore	57	...	842.1	35.1	701.8	...	...	105.3	...	...	17.5	...	842.1
Nagpore	837	4.8	606.7	1.2	106.9	...	7.2	26.3	...	...	10.7	3.6	407.4
Bandhara	62	...	483.9	96.8	290.1	...	...	64.5	...	...	...	...	367.7
Bandhara	52	...	961.9	76.9	115.4	...	19.2	...	19.2	...	...	...	673.1
Wardah	57	...	459.8	...	136.4	...	...	...	...	...	23.0	...	252.9
Chanda	...	...	...	...	...	...	...	...	...	...	...	...	...
	2,988	1.9	653.3	22.5	167.2	5	6.2	35.9	1.4	1.0	7.2	1.9	513.4
Jubbulpore	491	...	389.0	22.4	279.0	...	4.1	63.1	...	...	6.1	...	239.2
Dumoh	59	...	209.0	...	120.0	...	49.0	...	...	...	20.0	...	280.0
Saugor	143	...	671.3	49.0	146.8	...	28.0	21.0	...	...	...	...	797.2
Lullatpore	134	...	156.7	22.4	14.9	...	7.5	29.8	...	...	...	...	126.9
Jhansi	221	...	58.8	22.6	18.1	...	...	31.7	...	...	...	...	67.9
Ajmere	329	...	784.4	162.5	165.6	...	...	159.0	...	...	6.2	9.1	699.4
Muttra	193	...	580.3	131.7	67.3	...	...	10.4	...	...	...	...	393.8
Agra, Central District	1,331	...	161.9	1.5	49.5	1.5	4.5	28.5	2.2	...	1.5	8	92.2
	459	...	189.1	2.0	59.3	...	...	18.4	...	...	...	...	100.2
	3,395	...	298.7	31.5	100.8	6	4.4	42.7	9	...	2.7	1.2	221.4
Etawah	248	...	483.9	29.2	133.1	...	8.0	32.3	8.0	...	...	...	103.5
Mynpoorie	279	...	629.1	...	32.3	...	3.6	43.8	...	...	35.8	...	249.1
Etah	293	...	580.9	80.0	79.0	5.0	10.0	45.9	...	...	15.0	...	309.0
Allyghur	526	...	298.5	5.7	45.6	...	...	9.5	1.9	1.9	...	...	104.6
Bolneshahur	178	...	570.3	7.8	46.9	...	7.8	...	...	...	...	...	335.9
Shahjehanpore	234	...	183.7	59.8	21.4	...	...	34.2	...	...	...	...	132.5
Bodson	251	...	179.3	8.0	31.9	...	...	11.9	...	...	4.9	...	171.3
Bareilly, Central District	1,054	...	207.9	60.7	65.5	...	...	13.3	...	1.9	3.8	...	279.4
Moradabad	262	...	334.0	36.2	102.1	...	8.5	6.4	...	...	21.0	...	329.8
Almorah	163	...	306.7	...	233.1	18.4	12.3	85.9	...	...	...	...	484.7
Deyrah	57	...	789.5	...	157.9	...	17.5	35.1	...	...	...	...	140.4
Bijnore	177	...	344.6	11.3	141.2	...	11.3	84.8	...	...	11.3	...	203.4
Saharanpore	304	...	477.0	95.4	161.2	...	9.9	98.7	...	...	...	...	325.6
Muzaffernagur	129	...	141.7	...	50.0	...	16.7	8.3	...	...	...	...	166.6
Meerut, Central District	969	...	568.3	21.2	249.8	1.0	2.0	54.6	...	1.0	12.1	1.0	96.1
	445	...	642.7	107.9	251.7	...	...	49.4	2.2	2.2	22.5	...	256.2
	6,007	...	401.5	38.5	122.2	8	3.7	36.0	1.2	8	8.0	2	213.8
Delhi	357	...	1075.6	22.4	243.7	...	2.8	33.6	...	5.6	...	...	106.5
Gurgaon	191	...	842.9	21.0	139.9	...	...	31.4	...	...	5.2	...	382.2
Rohituck	294	...	539.2	9.8	107.8	...	...	53.9	...	4.9	...	...	720.6
Hissar	236	...	845.1	13.3	17.7	...	13.3	79.8	...	...	8.8	...	137.2
Sirsa	302	...	218.6	...	26.5	...	6.6	33.1	6.6	...	...	...	324.5
Karnal	201	...	388.1	...	10.0	...	...	34.8	...	...	...	...	567.5
Unbhatta	712	...	598.3	5.6	139.6	2.8	7.0	21.1	1.4	...	19.9	...	54.7
Gang at Roopar	543	...	478.8	29.5	222.8	...	3.7	44.2	...	7.4	12.9	...	500.4
Loodianah	222	...	306.3	22.5	148.6	...	...	22.5	...	...	45.1	...	351.4
Jullundur	383	...	122.7	...	70.5	...	...	18.3	5.2	...	5.2	...	211.5
Ferozepore	408	...	95.1	...	58.8	2.5	2.5	41.6	2.5	...	2.5	...	215.6
Umritsur	641	...	343.2	3.1	46.2	...	...	23.4	1.6	...	...	...	39.0
Lahore, Central District	2,456	...	376.6	8	46.8	4	8.6	30.6	2.5	1.6	1.6	8	96.9
Female	184	...	1500.0	92.4	92.4	5.4	65.2	43.5	...	5.4	...	5.4	673.9
Sealkote	404	...	292.1	...	86.6	...	...	14.9	...	...	...	...	552.0
Dhormasalla	149	...	724.8	6.7	154.4	...	...	13.4	...	...	...	...	255.0
Gordaspore	296	...	381.8	3.4	47.3	...	16.9	27.0	3.4	...	6.7	...	179.0
Gogranwalla	462	...	13.0	30.3	166.7	...	2.2	30.3	8.6	...	4.3	...	60.3
Gograt	311	...	51.4	...	9.6	...	...	12.9	...	...	...	...	29.0
Shahpore	384	...	89.7	...	15.6	...	...	...	...	...	...	...	117.2
Jhelum	299	...	234.1	...	73.6	...	...	13.4	...	...	13.4	3.9	127.1
Montgomery	589	...	441.4	...	35.7	...	3.4	76.4	1.7	3.4	...	...	237.7
Modran	729	...	179.1	...	75.2	...	1.4	107.0	2.7	...	2.7	...	80.9
Jhang	386	...	157.8	5.3	72.2	...	...	2.7	...	...	...	...	82.9
Dera Ghazee Khan	351	...	689.1	5.2	165.8	...	10.4	103.6	2.6	2.6	30.7	5.2	735.8
Dera Ismael Khan	171	...	433.0	5.7	114.9	2.9	17.1	65.3	...	2.9	...	...	478.6
Kohat	127	...	479.5	52.6	87.7	...	...	52.6	...	...	...	...	59
Bunoo	127	...	771.7	31.5	228.3	...	...	7.9	...	...	7.9	48.8	146.1
Rawalpindoe	806	...	1013.6	215.9	89.3	...	9.0	27.3	2.5	1.3	3.7	...	176.0
Peshawar	529	...	511.5	96.2	100.0	...	42.3	76.9	...	1.0	...	13.5	423.1
	13,385	...	436.0	24.1	87.5	5	7.2	39.1	1.8	1.3	4.2	1.3	222.7
BENGAL PRESIDENCY	57,537	3.0	428.0	16.8	168.6	7	9.6	34.2	5.2	2.1	10.6	1.5	247.2

## JAILS OF THE BENGAL PRESIDENCY, 1871.

XI.

TABLE showing the PREVALENCE of CHOLERA in each MONTH and the DISTRIBUTION of the DISEASE by STATIONS and PROVINCES.

STATIONS.	Average Strength for the Year.	NUMBER OF ADMISSIONS INTO HOSPITAL IN EACH MONTH.												Total Admissions of the Year.	Admitted per 1,000 of Average Strength.	Total Deaths of the Year.	Died per 1,000 of Average Strength.
		Jan.	Feb.	Mar.	April.	May.	June.	July.	Aug.	Sept.	Oct.	Nov.	Dec.				
Presidency	769													None			
Alipore	2,247	2	5	6	7	6	2	4	1	2	3	7	2	47		13	
Barasat	282																
Jessore	435							1						1			
Kishnaghur	366																
Moorsheadabad	180																
Howrah	91																
Serampore	33																
Hooghly	510									1	6		3	10		8	
Burdwan	213																
Bancoorah	286																
Purulia	142			1										1		1	
Raneegunge	16																
Source	199			1					1		1			3			
Rajmahal and Pakour	134		1											6		3	
Doochur and Sub-divisions	80								2	3							
Maldah	79		2			1		2				1		6		2	
Dinajepore	349			2								1		2			
Rajshahye	558				1									1			
Rangpoore	275																
Bograh	50												2	2		2	
Mymensingh	442		1											1			
Pubna	169																
Furzedpore	377																
Raneegunge	443				3								1	4		3	
Xoacolly	178																
Chittagong	236					2								2			
Tipperah	301																
Dacca	651		1		1						3			5			
Sylhet	397																
Rhillong	38																
Cachar	118																
Naga Hills	8																
Gowalpara	118	1		1				5	2					3		1	
Gowhaty	100										6			13		8	
Sebsaugor	116																
Newgong	90										6			6		5	
Terpore	171							1	1				1	3		1	
Debrooghur	67							1						1			
Midnapore	981	2			1	1					1	1		6		2	
Balsore	171				1					1				2			
Cuttack	257																
Pooree	96																
Monghyr	379						1							1		1	
Bhaugulpore	550	1	2	1		1					1			6		2	
Purneah	268																
Jalpigoree	92																
Darjeeling	49																
	14,026	6	12	12	14	11	11	10	4	7	27	9	9	132	94	52	371
Chyebassa	82																
Ranches	169				2				2	1				5			
Hazareebaugh, Central District	592						1							1			
Gyah	210																
Palna	397																
Dehree Ghat	455			1	1	1						15		18		4	
Arrah	461					1								1			
Champuram	343																
Champuram	247																
Moorderpore	509																
Chaprah	288																
Glazerpore	474																
Bemares, Central District	1,118																
	481																
Mirzapore	269																
Azimghur	339																
Joampore	265				3									3		2	
Goruckpore	577																
Basteo	245																
Gondah	610																
Baraich	316																
Pyabad	711																
Sultanpore	394																
Rte Bareilly	350																
Pertabghur	124											1			1		
Hurdai	216																
Kherce	126																
Lucknow, Central District	1,798																
	834											3	3	6		3	
Seetapore	675																
Nawabgunge	149																
Osnao	166																
Humertepore	197																
Orsae	145																
Putteghur, Central District	769																
	333																



STATIONS.	Average Strength for the Year.	NUMBER OF ADMISSIONS INTO HOSPITAL IN EACH MONTH.												Total Admissions of the Year.	Admitted per 1,000 of Average Strength.	Total Deaths of the Year.	Died per 1,000 of Average Strength.
		Jan.	Feb.	Mar.	April.	May.	June.	July.	Aug.	Sept.	Oct.	Nov.	Dec.				
Cawnpore	379	...	...	...	...	...	...	...	...	...	...	...	...	...	...	...	...
Putteehpore	259	...	...	...	...	...	...	...	...	...	...	...	...	...	...	...	...
Randa	344	...	...	...	...	...	...	...	...	...	...	...	...	...	...	...	...
Allahabad, Central District	1,443	...	...	...	...	...	...	...	...	...	...	...	...	...	...	...	...
Nagode	860	...	...	...	...	...	...	...	...	...	...	...	...	...	...	...	...
	68	...	...	...	...	...	...	...	...	...	...	...	...	...	...	...	...
	18,636	...	...	1	6	2	1	2	1	...	...	19	3	35	19	9	48
Sambulpore	65	...	...	...	...	...	...	...	...	...	...	...	...	...	...	...	...
Rasore	251	...	...	...	...	...	...	...	...	...	...	...	...	...	...	...	...
Belaspore	46	...	...	...	...	...	...	...	...	...	...	...	...	...	...	...	...
Munda	43	...	...	...	...	...	...	...	...	...	...	...	...	...	...	...	...
Seone	132	...	...	...	...	...	...	...	...	...	...	...	...	...	...	...	...
Chindwarra	46	...	...	...	...	...	...	...	...	...	...	...	...	...	...	...	...
Baitool	53	...	...	...	...	...	...	...	...	...	...	...	...	...	...	...	...
Nursingpore	122	...	...	...	...	...	...	...	...	...	...	...	...	...	...	...	...
Hoshungabad	150	...	...	...	...	...	...	...	...	...	...	...	...	...	...	...	...
Nimar	67	...	...	...	...	...	...	...	...	...	...	...	...	...	...	...	...
Sehore	57	...	...	...	...	...	...	...	...	...	...	...	...	...	...	...	...
Nagore	817	...	...	...	...	2	2	...	...	...	...	...	...	4	...	2	...
Randhara	62	...	...	...	...	...	...	...	...	...	...	...	...	...	...	...	...
Wardah	52	...	...	...	...	...	...	...	...	...	...	...	...	...	...	...	...
Chanda	87	...	...	...	...	...	...	...	...	...	...	...	...	...	...	...	...
Sironcha	8	...	...	...	...	...	...	...	...	...	...	...	...	...	...	...	...
	2,083	...	...	...	...	2	2	...	...	...	...	...	...	4	19	2	36
Jubbulpore	491	...	...	...	...	...	...	...	...	...	...	...	...	...	...	...	...
Dumoh	50	...	...	...	...	...	...	...	...	...	...	...	...	...	...	...	...
Sangor	143	...	...	...	...	...	...	...	...	...	...	...	...	...	...	...	...
Lullulpore	134	...	...	...	...	...	...	...	...	...	...	...	...	...	...	...	...
Jhanai	221	...	...	...	...	...	...	...	...	...	...	...	...	...	...	...	...
Ajmere	329	...	...	...	...	...	...	...	...	...	...	...	...	...	...	...	...
Deora	53	...	...	...	...	...	...	...	...	...	...	...	...	...	...	...	...
Muttra	183	...	...	...	...	...	...	...	...	...	...	...	...	...	...	...	...
Agra, Central District	1,334	...	...	...	...	...	...	...	...	...	...	...	...	...	...	...	...
	489	...	...	...	...	...	...	...	...	...	...	...	...	None.	...	...	...
	3,365	...	...	...	...	...	...	...	...	...	...	...	...	None.	...	...	...
Etawah	219	...	...	...	...	...	...	...	...	...	...	...	...	...	...	...	...
Myapoorie	279	...	...	...	...	...	...	...	...	...	...	...	...	...	...	...	...
Etah	290	...	...	...	...	...	...	...	...	...	...	...	...	...	...	...	...
Allyghur	526	...	...	...	...	...	...	...	...	...	...	...	...	...	...	...	...
Bolundshahur	129	...	...	...	...	...	...	...	...	...	...	...	...	...	...	...	...
Shahjehanpore	234	...	...	...	...	...	...	...	...	...	...	...	...	...	...	...	...
Budaon	253	...	...	...	...	...	...	...	...	...	...	...	...	...	...	...	...
Bareilly, Central District	1,054	...	...	...	...	...	...	...	...	...	...	...	...	...	...	...	...
Moradabad	470	...	...	...	...	...	...	...	...	...	...	...	...	...	...	...	...
Almorah	362	...	...	...	...	...	...	...	...	...	...	...	...	...	...	...	...
Deyrah	163	...	...	...	...	...	...	...	...	...	...	...	...	...	...	...	...
Bijnore	57	...	...	...	...	...	...	...	...	...	...	...	...	...	...	...	...
Saharunpore	177	...	...	...	...	...	...	...	...	...	...	...	...	...	...	...	...
Moradnagar	394	...	...	...	...	...	...	...	...	...	...	...	...	...	...	...	...
Moradnagar	120	...	...	...	...	...	...	...	...	...	...	...	...	...	...	...	...
Morad, Central District	260	...	...	...	...	...	...	...	...	...	...	...	...	...	...	...	...
	445	...	...	...	...	...	...	...	...	...	...	...	...	...	...	...	...
	6,097	...	...	...	...	...	...	...	...	...	...	...	...	None.	...	...	...
Delhi	357	...	...	...	...	...	...	...	...	...	...	...	...	...	...	...	...
Georgoon	191	...	...	...	...	...	...	...	...	...	...	...	...	...	...	...	...
Rehtuck	204	...	...	...	...	...	...	...	...	...	...	...	...	...	...	...	...
Hissar	226	...	...	...	...	...	...	...	...	...	...	...	...	...	...	...	...
Sira	393	...	...	...	...	...	...	...	...	...	...	...	...	...	...	...	...
Karnal	201	...	...	...	...	...	...	...	...	...	...	...	...	...	...	...	...
Umballa	712	...	...	...	...	...	...	...	...	...	...	...	...	...	...	...	...
Gang at Roopar	543	...	...	...	...	...	...	...	...	...	...	...	...	...	...	...	...
Loodinnah	722	...	...	...	...	...	...	...	...	...	...	...	...	...	...	...	...
Jullundur	383	...	...	...	...	...	...	...	...	...	...	...	...	...	...	...	...
Perozepore	498	...	...	...	...	...	...	...	...	...	...	...	...	...	...	...	...
Umritsur	641	...	...	...	...	...	...	...	...	...	...	...	...	...	...	...	...
Lahore, Central District	2,495	...	...	...	...	...	...	...	...	...	...	...	...	...	...	...	...
Sealkote	181	...	...	...	...	...	...	...	...	...	...	...	...	...	...	...	...
Bharnaula	494	...	...	...	...	...	...	...	...	...	...	...	...	...	...	...	...
Goindwala	296	...	...	...	...	...	...	...	...	...	...	...	...	...	...	...	...
Gojranwalla	462	...	...	...	...	...	...	...	...	...	...	...	...	...	...	...	...
Gojrat	311	...	...	...	...	...	...	...	...	...	...	...	...	...	...	...	...
Shahpore	384	...	...	...	...	...	...	...	...	...	...	...	...	...	...	...	...
Jhelum	290	...	...	...	...	...	...	...	...	...	...	...	...	...	...	...	...
Montgomery	589	...	...	...	...	...	...	...	...	...	...	...	...	...	...	...	...
Mooltan	729	...	...	...	...	...	...	...	...	...	...	...	...	...	...	...	...
Jhang	374	...	...	...	...	...	...	...	...	...	...	...	...	...	...	...	...
Dera Ghazee Khan	386	...	...	...	...	...	...	...	...	...	...	...	...	...	...	...	...
Dera Ismael Khan	351	...	...	...	...	...	...	...	...	...	...	...	...	...	...	...	...
Kohat	171	...	...	...	...	...	...	...	...	...	...	...	...	...	...	...	...
Bannoo	127	...	...	...	...	...	...	...	...	...	...	...	...	...	...	...	...
Rawalpindie	896	...	...	...	...	...	...	...	...	...	...	...	...	...	...	...	...
Peshawar	520	...	...	...	...	...	...	...	...	...	...	...	...	...	...	...	...
	13,385	...	...	...	...	...	...	...	...	...	...	...	...	None.	...	...	...
BENGAL PRESIDENCY	67,537	6	12	13	20	15	14	12	5	7	27	28	12	171	30	63	110

# JAILS OF THE BENGAL PRESIDENCY, 1871.

## XII.

TABLE showing the MORTALITY in each JAIL, the CAUSES of DEATHS, and the RATIO of DEATHS to STRENGTH.

JAILS.	Average Strength for the Year.	CAUSES OF DEATHS.													Total Deaths of the Year.	DIED PER 1,000 OF THE AVERAGE STRENGTH.			
		Cholera.	Smallpox.	Fever.	Apoplexy.	Dysentery and Diarrhoea.	Hepatitis.	Spleen Disease.	Respiratory Diseases.	Heart Disease.	Phthisis Pulmonalis.	Dropsy.	Scoury.	Atrophy and Anæmia.		Wounds and Accidents.	All other Causes.	A. Cholera.	B. All other Causes.
Presidency	769			2		1									1	6		780	
Alipore	2,247	13		4		50			16	12	23	2			12	125	679	45-63	
Baraset	282					12										25		78-01	
Jessore	435			4		4										18		41-38	
Kishnaghar	390					1	1									2		6-54	
Moorsheadabad	180			2		1		1								5		27-78	
Howrah	91					1										1		10-98	
Serampore	33																		
Hooghly	510	8			1	25			1		2	1				40	15-00	62-74	
Burdwan	213			5		4	1							1		13		61-00	
Bancoorah	286					1			1		2					4		13-99	
Purnea	142	1		1		2										5	7-04	28-17	
Rancegunge	16																	35-21	
Sooree	108					2					1	1		1		5		25-25	
Rajshah and Pakour	134	3		2		1										6	22-39	44-78	
Deoghur and Sub-Divisions	80													1		1		12-50	
Malda	79	2		1		1	1	2								7	25-32	88-61	
Dinapore	349			6		4				3		2			3	21		60-17	
Rajshahye	558			3	2	18		1		1	2	1				35		62-72	
Rangpore	275			1	1	7	1	1			1	2				18		65-45	
Bogra	90	2								1					1	10		111-11	
Mymensingh	442					1			4		5					12		27-15	
Pahna	160			1												1		6-25	
Farrukpore	377															2		5-31	
Backergunge	443	3		1		22		1	1	1	1				1	30	6-77	60-95	
Noacolly	178									1						1		5-62	
Chittagong	236								3	1						2	8	33-90	
Tipperah	301													3			3	9-97	
Dacca	631			3		2		2	6		2			2		18		27-65	
Sylhet	397			4		5			2							1	12	30-23	
Shillong	38																		
Cachar	118				1	1										2		16-95	
Naga Hills	8					1										1			
Gowalparah	118	1				2					1			1		6	8-47	42-38	
Gowhaty	100	8		2		4			2		1				1	18	80-00	180-00	
Socchaugor	116					2										2		17-24	
Nowgong	90	5		2								1		2		10	55-55	55-55	
Terpore	171					1										2		11-70	
Debrooghur	67	1														1	14-30	14-30	
Midnapore	981	2				3	1		6	1	7	1		1		22	2-04	20-20	
Balasore	171			1		1			1		1					4		23-39	
Cuttack	237			1							1					2		7-78	
Pooree	96					1										1		10-42	
Monghyr	279	1				3								2		8	3-58	25-09	
Bhagulpore	550	2				19			3		3	1		1		2	31	3-64	52-72
Purneah	208					1		2	1		3			1		19		37-31	
Julpigoree	92			1	1	12								1		15		163-04	
Darjeeling	49					1										1		20-41	
	14,026	52		53	6	219	7	10	61	8	63	12		33	4	39	267	3-71	36-71
Chyebassa	82																		
Ranchee	169			1		1								1		4		23-67	
Hazareebaugh, Central District	592			2	1	2						1		2		4	13		21-96
Gyah	210					2			3					1		6		28-57	
Patna	397					9					2		1	2		14		35-26	
Debrae Ghat	455	4				2					1				1	9	8-79	10-09	
Arrah	461					4			1			2			2	10		21-69	
Chumpanun	247			1	1	15		1								4		11-66	
Monuffepore	509					32		1	2		1			3		1	20		80-97
Chuprah	288			1		3						1				61		122-00	
Ghazepore	474			1								1				5		17-36	
Benares, Central District	1,118					36		1						2		8		16-88	
Mirzapore	481				1	9			4		4					50		44-72	
Azimghar	260			1	1	7			2		2					3	17		35-34
Jounpo r	339					3			2						1	12		46-15	
Goruckpore	265	2		1		5			1	1				1	1	8		23-69	
Bustee	577			1		32		3	3					3		1	7-55	33-06	
	245															43		74-62	
Gondah	610					2			1	1	1			2		1	8		13-11
Baraich	316			1			1		2							1	6		15-82
Fyzabad	711															3	11		15-47
Sultanpore	394					9			3		1			1			14		35-53
Rae Bareilly	350					4				1						1	7		20-00
Pertabghur	124			2												2	4		32-26
Hurdai	235								3						2	2	9		38-13
Kheroe	126					2										2	2		15-87
Lucknow, Central District	1,708					17				1	21	1		11		9	60		35-13
Sootapore	838	3				8				1	4			5		6	27	3-58	32-22
Nawabgunge	675			1		1								1		3		4-44	
Oonao	149					2										2		13-42	
	166					1			1	1	1					4		24-10	
Humeerpore	197					8		1	2							2	13		65-99
Orate	145			1	2									2		2	7		48-28

\* Chiefly invalid prisoners sent for change from Alipore Jail.



JAILS.	Average Strength for the Year.	CAUSES OF DEATHS.														Total Deaths of the Year.	DIED PER 1,000 OF THE AVERAGE STRENGTH.			
		Cholera.	Smallpox.	Fever.	Apoplexy.	Dysentery and Diarrhoea.	Hepatitis.	Spleen Disease.	Respiratory Diseases.	Heart Diseases.	Pneumonia.	Dropsy.	Scurvy.	Atrophy and Anæmia.	Wounds and Accidents.		All other Causes.	A. Cholera.	B. All other Causes.	C. All Causes.
Fettehghur, Central District	709	...	...	...	...	5	...	...	1	...	...	1	...	2	1	...	10	...	1410	
...	333	...	...	...	1	6	...	...	...	...	...	...	...	...	...	1	8	...	2402	
Cawnpore	379	...	...	...	...	9	...	...	...	...	3	...	...	3	...	...	17	...	4186	
Fettehghur	259	...	...	...	...	...	...	...	...	...	...	12	...	...	...	...	9	...	3675	
Banda	344	...	...	1	...	4	...	...	8	...	...	1	...	...	...	...	18	...	5233	
Allahabad, Central District	1,443	...	...	3	...	11	...	...	11	...	1	...	...	...	...	6	35	...	2426	
...	809	...	...	2	...	16	...	...	6	...	...	...	...	...	2	...	31	...	3605	
Nagode	58	...	...	...	...	1	...	...	...	...	...	...	...	...	...	...	1	...	1734	
	18,036	9	...	21	7	315	1	7	60	6	44	12	1	44	10	63	600	48	3172	
Sambulpore	68	...	...	...	...	1	...	...	1	...	...	...	...	...	...	1	3	...	...	
Raepore	251	...	...	...	...	1	...	...	...	...	4	...	...	...	...	...	5	...	2900	
Belaspore	46	...	...	1	...	...	...	...	...	...	...	...	...	1	...	...	2	...	...	
Mandla	43	...	...	...	...	...	...	...	...	...	...	...	...	...	...	...	...	...	...	
Seonee	132	...	...	2	...	3	...	...	1	...	...	1	...	...	...	...	8	...	6060	
Chindwarra	46	...	...	...	...	...	...	...	1	...	...	...	...	...	...	...	1	...	...	
Bilfool	53	...	...	...	1	...	...	...	...	...	...	...	...	1	...	...	3	...	...	
Narsingpore	122	...	...	1	...	1	...	...	...	...	1	...	...	...	2	...	5	...	4918	
Hoshungabad	159	...	...	...	...	3	...	...	...	...	...	...	...	...	...	...	3	...	1887	
Nimar	67	...	...	...	...	2	...	...	...	...	...	...	...	...	...	...	...	...	...	
Sehore	57	...	...	...	...	...	...	...	...	...	...	...	...	...	...	...	...	...	...	
Nagpore	837	2	...	1	...	11	...	...	2	...	...	...	...	1	...	...	10	239	2931	
Randhara	62	...	...	1	...	...	...	...	1	...	...	...	...	...	...	...	2	...	2270	
Wardah	52	...	...	1	...	...	...	...	...	...	...	...	...	...	...	...	...	...	...	
Chanda	87	...	...	...	...	...	...	...	...	...	...	...	...	...	...	...	...	...	...	
Sircacha	8	...	...	...	...	...	...	...	...	...	...	...	...	...	...	...	...	...	...	
	2,088	2	...	7	1	22	...	1	6	1	4	1	2	1	4	4	56	96	2586	
Jubbulpore	491	...	...	1	1	6	...	...	3	...	...	...	1	...	2	1	15	...	3055	
Dumoh	59	...	...	...	...	...	...	...	...	...	...	...	...	...	...	...	...	...	...	
Saugor	143	...	...	...	...	1	...	...	...	...	...	1	...	...	...	...	2	...	1400	
Lulitpore	134	...	...	...	...	...	...	...	1	...	...	...	...	...	...	...	2	...	1493	
Jhansi	221	...	...	...	...	4	...	...	2	...	...	...	...	...	...	...	6	...	2715	
Ajmere	329	...	...	8	...	...	...	...	3	...	...	1	...	...	...	...	14	...	4375	
Beawar (9 months)	28	...	...	...	...	...	...	...	...	...	...	...	...	...	...	...	...	...	...	
Mottra	193	...	...	...	...	...	...	...	1	...	...	...	...	...	...	...	2	...	1036	
Agra, Central District	1,334	...	...	...	...	...	...	...	3	1	1	...	...	...	2	...	19	...	1424	
...	489	...	...	...	1	3	...	...	2	...	...	...	...	...	...	...	7	...	1131	
	3,395	...	...	9	2	23	1	...	15	1	1	2	1	...	4	8	67	...	1973	
Etawah	248	...	...	...	...	3	...	...	1	...	1	...	...	...	...	...	5	...	2916	
Mynpoorie	259	...	...	...	...	...	...	...	...	...	...	...	...	1	...	...	1	...	358	
Etah	209	...	...	3	...	1	...	...	1	...	...	...	...	...	...	...	5	...	2500	
Allyghur	526	...	...	...	...	...	...	...	1	...	...	...	...	...	...	...	4	...	740	
Bolundshahar	128	...	...	...	...	3	...	...	...	...	...	...	...	...	...	...	...	...	...	
Shahjehanpore	234	...	...	3	...	...	...	...	...	...	...	...	...	...	...	...	4	...	3125	
Budaon	251	...	...	...	...	1	...	...	...	...	...	...	...	...	...	...	3	...	1282	
Bareilly, Central District	1,054	...	...	29	2	...	...	...	4	1	...	1	...	5	...	...	49*	...	797	
...	479	...	...	6	...	3	...	...	...	...	...	1	...	...	...	...	12	...	4649	
Moradabad	362	...	...	3	...	5	...	...	2	...	1	...	...	...	...	...	13	...	2533	
Almorah	163	...	...	...	...	6	...	...	1	...	...	...	...	...	...	...	7	...	3591	
Deyrah	57	...	...	...	...	1	...	...	...	...	...	...	...	1	...	...	2	...	4294	
Bijnore	177	...	...	...	...	1	...	...	3	...	...	...	...	...	...	...	1	...	3509	
Saharanpore	394	...	...	2	...	9	...	...	5	...	...	...	...	...	1	...	18	...	2825	
Mumferruggur	129	...	...	1	...	2	...	...	...	...	1	...	...	...	...	...	1	...	5921	
Meerut, Central District	969	...	...	25	...	163	...	...	12	1	...	...	...	6	...	...	6	...	4167	
...	445	...	...	6	...	31	...	...	3	...	...	1	...	...	...	...	44	...	15170	
	6,067	...	...	81	2	176	...	1	32	3	3	2	...	14	1	17	332	...	9888	
Delhi	357	...	...	4	...	13	...	...	2	...	...	...	...	...	...	...	2	...	5527	
Goorgoon	191	...	...	...	...	1	...	...	1	...	...	...	...	...	...	...	21	...	5854	
Rhotuck	204	...	...	2	...	...	...	...	...	...	1	...	...	...	...	...	1	...	2618	
Hissar	226	...	...	2	...	...	...	...	...	...	...	1	...	...	...	...	5	...	2451	
Sirsa	302	...	...	1	...	...	...	...	4	...	...	...	...	...	...	...	6	...	2712	
Karnaul	201	...	...	...	...	...	...	...	2	...	...	...	...	...	...	...	1	...	1987	
Umballa	712	...	...	3	...	15	...	...	1	...	1	...	...	1	...	...	2	...	995	
Roopar	543	...	...	10	5	18	...	...	5	...	...	...	...	...	2	...	4	...	3511	
Loodianah	222	...	...	2	...	3	...	...	2	...	...	...	...	3	...	...	18	...	8849	
Jullundur	383	...	...	...	...	1	...	...	1	...	...	...	...	...	1	...	5	...	4505	
Perozepore	408	...	...	...	...	...	...	...	1	...	...	...	...	...	1	...	5	...	1365	
Unrisar	644	...	...	1	1	4	...	...	3	...	...	...	...	...	...	...	9	...	1226	
Lahore, Central District	2,466	...	...	3	...	10	1	2	14	...	4	1	...	...	...	...	37	...	1404	
Female Jail	184	...	...	1	...	...	...	...	2	...	...	1	...	...	...	...	6	...	1507	
Sealkote	404	...	...	1	...	...	...	...	...	...	...	...	...	...	...	...	1	...	3261	
Dharmalla	149	...	...	2	...	...	...	...	...	...	...	...	...	...	...	...	1	...	748	
Goordaspore	286	...	...	...	...	...	...	...	...	...	...	...	...	...	...	...	4	...	2685	
Gojranwalla	462	...	...	...	...	...	...	...	3	...	...	...	...	...	1	...	7	...	2365	
Gojrat	311	...	...	...	...	1	...	...	1	...	1	...	...	2	...	...	2	...	1515	
Shahpore	384	...	...	...	1	...	...	...	2	...	...	...	...	1	...	...	6	...	1929	
Jhelum	299	...	...	...	...	3	...	...	...	...	...	...	...	...	...	...	1	...	1642	
Montgomery	569	...	...	7	...	...	...	...	1	...	...	...	...	...	...	...	3	...	1093	
Mooltan	729	...	...	1	1	1	...	...	12	...	...	...	...	...	...	...	29	...	3395	
Jhang	374	...	...	1	...	...	...	...	...	...	1	...	...	...	...	...	18	...	2469	
Dera Ghatto Khan	386	...	...	3	...	...	...	...	6	...	1	...	...	...	...	...	1	...	1670	
Dera Ismael Khan	351	...	...	2	...	1	...	...	4	...	...	1	...	...	...	...	9	...	2591	
Kohat	171	...	...	2	1	1	...	...	...	...	...	...	...	...	...	...	4	...	2564	
Bunoo	127	...	...	3	...	1	...	...	1	...	...	...	...	...	...	...	6	...	2339	
Rawalpindoo	896	...	...	48	1	5	...	2	...	...	...	...	...	1	...	...	57	...	3937	
Peshawar	529	...	...	3	1	1	...	...	2	1	...	...	...	...	...	...	16	...	7072	
	13,385	...	2	101	13	99	1	5	80	1	11	5	...	10	12	33	364	...	3077	
BENGAL PRESIDENCY	57,537	63	2	272	31	845	10	21	254	29	136	34	4	102	35	164	1,960	110	3342	

\* Eleven prisoners in the Bareilly Jail were killed during an outbreak, or died shortly afterwards from their wounds.



# JAILS OF THE BENGAL PRESIDENCY, 1871.

## XIII.

DETAIL of the ADMISSIONS and DEATHS of the JAIL POPULATION of each PROVINCE.  
(A Summary of the Annual Returns of the Jails of the Presidency.)

CAUSES OF ADMISSIONS AND DEATHS.	BENGAL PROPER AND ASSAM.		CHOTA NAGPORE, BEHAR PROVINCE, BENARES, OUDH, AND CANNORE.		CENTRAL PROVINCES (EXCLUDING JUD- HURPORE AND SAUGOR.)		AGRA AND CENTRAL INDIA.		MEERUT AND ROHILKUND.		PUNJAB.	
	Strength ...	Admissions ...	Strength ...	Admissions ...	Strength ...	Admissions ...	Strength ...	Admissions ...	Strength ...	Admissions ...	Strength ...	Admissions ...
	Deaths ...	Admitted.	Deaths ...	Admitted.	Deaths ...	Admitted.	Deaths ...	Admitted.	Deaths ...	Admitted.	Deaths ...	Admitted.
Cholera	132	52	34	9	4	2	...	...	...	...	15	2
Smallpox	2	...	20	...	1	...	...	...	2	...	...	...
Chickenpox	12	...	13	...	...	...	...	...	1	...	...	...
Measles	8	...	2	...	...	...	...	...	2	...	...	...
Mumps	12	...	84	...	4	...	2	...	10	...	4	...
Influenza	8	...	8	...	3	...	...	...	...	...	7	...
Pyæmia	...	...	1	...	...	...	...	...	...	...	...	...
Erysipelas	10	1	19	6	1	...	5	...	8	2	58	6
Gangrene and Phagedæna	5	2	34	6	...	...	...	...	3	...	1	1
Intermittent Fever	7,822	25	6,107	8	1,349	1	996	...	2,401	13	5,819	21
Remittent and Continued Fever	234	27	130	12	63	6	125	9	248	68	349	80
Enteric Fever	1	1	4	1	...	...	...	...	...	...	...	...
Rheumatism, Acute	122	1	126	...	77	...	15	1	61	...	83	...
" Chronic	155	...	43	...	9	...	15	...	9	...	20	...
" Muscular	123	...	85	...	12	...	3	...	5	...	20	...
Leprosy	30	3	21	3	4	...	4	1	3	1	2	...
Elephantiasis	8	...	1	...	...	...	...	...	...	...	2	...
Primary Syphilis	135	...	143	...	37	...	25	...	35	...	36	...
Secondary Syphilis	92	...	82	1	16	...	15	...	39	3	67	...
Cancer	1	...	1	...	1	...	...	...	...	1	2	1
Scrofula and Tuberculosis	21	7	17	2	2	...	...	...	6	1	6	...
Phthisis Pulmonalis	145	63	88	44	3	4	3	1	7	3	29	11
Hæmoptysis	30	...	7	...	...	...	...	...	...	...	...	...
Anæmia	74	...	55	...	8	...	...	...	1	...	26	...
General Dropsy	68	9	11	10	2	1	...	2	1	...	8	3
Cancerum Oris	...	1	1	1	...	...	...	...	...	...	...	...
Scurvy	49	...	12	1	4	2	4	1	1	...	18	...
Encephalitis	...	1	1	2	1	...	...	...	...	3	...	...
Apoplexy and Insolation	9	6	10	7	1	1	4	2	2	2	49	13
Paralysis	10	3	5	...	2	...	3	2	2	1	7	1
Tetanus	1	1	...	...	...	...	...	...	...	...	...	...
Epilepsy	26	3	18	2	1	1	...	...	1	...	2	2
Hysteria	4	...	1	...	...	...	...	...	...	...	18	...
Chorea	...	...	1	...	...	...	...	...	...	...	1	...
Anæsthesia	1	...	...	...	...	...	...	...	...	...	...	...
Neuralgia	33	...	38	...	5	...	5	...	12	...	27	...
Mania	48	...	36	2	4	...	1	...	13	...	17	...
Melancholia	...	...	3	...	...	...	...	...	...	...	4	...
Dementia	17	...	2	...	1	...	3	...	2	...	14	...
Amaturosis and Cataract	...	...	...	...	...	...	...	...	...	...	...	...
Nyctalopia	2	...	...	...	...	...	...	...	1	...	...	...
Ophthalmia	143	...	223	...	33	...	54	...	70	...	184	...
Otitis	27	...	22	...	14	...	...	...	9	...	24	...
Epistaxis	9	...	9	1	1	...	...	...	3	...	7	...
Ozena	...	...	...	...	...	...	...	...	...	...	1	...
Pericarditis	3	2	2	1	...	...	...	...	...	...	1	...
Valve Disease of Heart	10	4	...	3	...	...	...	...	1	2	...	1
Hypertrophy of Heart	6	3	...	...	...	1	1	1	...	...	...	...
Fatty Degeneration of Heart	1	1	2	3	...	...	...	...	2	1	...	...
Rupture of Vena Cava	...	...	1	1	...	...	...	...	...	...	...	...
Palpitation	1	...	...	...	...	...	...	...	...	...	...	...
Syncope	2	...	...	1	...	...	...	...	...	...	...	...
Embolism	...	...	...	...	...	...	...	...	...	...	...	...
Phlebitis	10	...	...	...	...	...	...	...	...	...	...	...
Varicose Veins	...	...	1	...	...	...	...	...	...	...	...	...
Glandular Inflammation	76	...	21	...	7	...	4	...	11	...	13	...
Laryngitis	4	...	4	...	...	...	...	...	2	1	1	...
Bronchitis	231	1	158	7	45	3	48	3	102	12	195	7
Asthma	73	2	71	4	8	...	5	...	15	...	23	1
Pneumonia	242	62	80	44	16	3	31	10	64	17	226	67
Gangrene of Lungs	...	2	1	2	...	...	...	...	...	...	...	...
Pleurisy	57	4	41	3	5	...	57	2	31	2	57	5
Aphtha	6	...	...	...	...	...	...	...	...	...	...	...
Odonatgia	9	...	10	...	6	...	7	...	3	...	4	...
Stomatitis	43	...	3	...	2	...	1	...	3	...	2	...
Tonsillitis	4	...	9	...	3	...	2	...	3	...	12	...
Gastritis	1	1	...	...	1	...	...	...	...	...	7	...
Enteritis	3	1	7	5	1	...	1	1	...	...	6	6
Peritonitis	4	2	4	4	...	...	...	...	2	1	6	4
Hernia	10	...	2	...	...	...	...	...	...	...	4	...
Ileus	2	1	1	...	...	...	...	...	...	...	...	...
Hæmatemesis	5	2	2	...	5	...	...	...	...	...	1	1
Melena	1	...	...	...	1	...	...	...	...	...	1	...
Dyspepsia	551	...	83	...	18	...	12	...	25	...	167	...
Colic	152	...	133	...	57	...	85	...	44	...	229	...
Constipation	143	...	48	...	34	...	2	...	2	...	25	...
Dysentery	2,638	166	1,943	240	164	13	236	19	454	120	686	48
Diarrhoea	1,723	63	1,305	75	183	9	113	4	284	56	484	42
Hæmorrhoids	55	...	40	...	5	...	5	...	11	...	28	...
Fistula in ano	11	1	5	...	...	...	1	...	2	...	3	...
Pericæcal Abscess	...	...	...	...	...	...	...	...	...	1	...	...
Worms, Ascarides	2	...	2	...	...	...	...	...	1	...	1	...
" Tape worm	3	...	1	...	...	...	1	...	1	...	8	...
Spleen enlargement	326	10	78	7	13	1	15	...	22	1	100	5
Rupture of Spleen	...	...	1	...	1	2	...	...	...	...	...	...
Hepatitis	21	7	7	1	1	...	2	1	3	...	6	1



CAUSES OF ADMISSIONS AND DEATHS.	BENGAL PROPER AND ASSAM.		CHOTA NAGPORE, BHAR PROVINCES, BENARES, OUDE, AND CANPORE.		CENTRAL PROVINCES (EXCLUDING JUB- BULPORE AND SAUGOR.)		AGRA AND CENTRAL INDIA.		METRUT AND ROHILKHAND.		PUNJAB.	
	Admitted.	Died.	Admitted.	Died.	Admitted.	Died.	Admitted.	Died.	Admitted.	Died.	Admitted.	Died.
Cyst of Liver	...	...	...	1	...	...	...	...	...	...	...	...
Cirrhosis	...	...	...	...	...	...	...	...	...	...	...	...
Jaundice	40	...	34	1	2	...	11	...	20	...	13	...
Ascites	15	3	6	2	...	...	...	...	1	2	9	2
Nephritis	2	2	5	3	1	1	...	...	1	...	7	1
Calculus and Lithiasis	3	...	...	1	...	...	...	...	...	...	2	...
Cystitis	7	2	...	...	...	...	1	...	1	1	1	1
Hæmaturia	4	...	...	...	...	...	...	...	...	...	...	...
Diuresis and Diabetes	...	1	...	1	...	...	1	...	...	...	1	...
Emaciation	...	...	...	...	...	...	...	...	...	...	2	...
Ischuria	4	...	...	...	...	...	...	...	...	...	...	...
Stricture of Urethra	23	...	...	4	7	...	1	...	1	...	2	...
Urinary Abscess	6	...	...	...	10	...	5	...	5	...	35	1
Gonorrhoea	49	...	31	...	5	...	1	...	1	...	5	...
Phimosis	14	...	1	...	...	...	...	...	...	...	...	...
Warts	...	...	...	...	6	...	...	...	6	...	20	...
Orchitis	29	...	22	...	6	...	...	...	1	...	2	...
Hydrocele	25	...	9	...	6	...	...	...	...	...	1	...
Prostatitis	3	...	8	...	...	...	...	...	...	...	...	...
Caries	1	...	4	...	...	...	...	...	...	...	...	...
... of Spine	...	...	...	1	...	...	...	...	...	...	...	...
... of Mastoid Cells	...	...	...	...	...	...	...	...	...	1	...	...
Necrosis	2	...	5	1	1	...	2	...	1	...	...	...
Synovitis and Bursal Inflammation	11	...	10	1	1	...	3	...	4	...	6	...
Phlegmon and Abscess	282	...	680	3	187	...	75	...	347	1	599	2
Ulcer	236	...	618	...	250	1	162	1	170	...	275	1
Whitlow	34	...	28	...	10	...	8	...	9	...	32	...
Carbuncle	16	...	12	...	...	...	5	...	6	...	6	...
Boils	79	...	135	...	71	...	32	...	13	...	153	...
Itch	199	...	188	...	35	...	14	...	21	...	121	...
Urticaria	4	...	3	...	5	...	2	...	5	...	6	...
Eczema	9	...	22	...	1	...	5	...	5	...	7	...
Herpes	17	...	39	...	10	...	12	...	10	...	5	...
Impetigo	1	...	5	...	...	...	2	...	...	...	...	...
Psoriasis	23	...	22	...	...	...	4	...	...	...	...	...
Prurigo	3	...	...	...	...	...	1	...	...	...	...	...
Other Skin Diseases	14	...	10	...	3	...	3	...	4	...	1	...
Guinea Worm	...	...	2	...	3	...	37	...	2	...	97	...
Tumour	5	...	5	...	...	...	1	...	...	...	8	...
Childbirth	8	...	12	...	2	...	8	...	...	...	16	...
Abortion	4	...	1	...	...	...	...	...	3	...	2	1
Hæmorrhage after Childbirth	...	...	2	...	...	...	...	...	1	...	1	...
Menorrhagia	7	...	4	...	...	...	1	...	...	...	...	...
Leucorrhœa	1	...	...	...	...	...	...	...	...	...	...	...
Uterine Ulceration	...	...	...	...	...	...	...	...	...	...	1	...
General Debility	86	33	261	44	7	1	11	...	48	14	35	10
Delirium Tremens	...	...	2	...	...	...	...	...	...	...	...	...
Poisoning	1	...	2	1	...	1	...	...	...	...	6	2
Burning	29	...	29	...	5	...	1	...	12	...	16	...
Wound and Contusion	425	3	579	5	51	...	64	3	157	1	302	9
Concussion of Brain	...	...	2	...	...	...	1	...	...	...	...	...
Fracture	32	...	110	...	1	...	12	...	51	...	28	...
Dislocation	6	...	9	...	...	...	1	...	1	...	5	...
Sprain	23	...	16	...	18	...	1	...	3	...	1	...
Snake-bite	4	...	1	...	...	...	...	...	1	...	1	...
Suicide and Suicidal Wounds	11	1	7	2	...	1	...	1	2	...	1	1
Amputations	...	...	...	...	...	...	...	...	...	...	...	...
Blisters of Feet	3	...	...	...	...	...	...	...	...	...	...	...
Punished*	9	...	21	...	6	...	1	...	11	...	12	...
Cause not ascertained	...	...	...	...	1	...	1	...	...	...	1	1

\* Cases of Punishment are returned from certain jails only as Admissions into Hospital.

# GENERAL SUMMARY FOR 1871.

*DETAIL of the CAUSES of the ADMISSIONS and DEATHS of the EUROPEAN ARMY of INDIA, and of the NATIVE ARMY and JAIL POPULATION of the BENGAL PRESIDENCY.*

CAUSES OF ADMISSIONS AND DEATHS.	ADMITTED INTO HOSPITAL AND DIED IN AND OUT OF HOSPITAL.											
	ARMY OF BENGAL.		ARMY OF MADRAS.		ARMY OF BOMBAY.		ARMY OF INDIA.		NATIVE ARMY OF BENGAL.		JAIL POPULATION OF BENGAL.	
	Strength	...	Strength	...	Strength	...	Strength	...	Strength	...	Strength	...
	Admitted	...	Admitted	...	Admitted	...	Admitted	...	Admitted	...	Admitted	...
	Died	...	Died	...	Died	...	Died	...	Died	...	Died	...
	Admitted.	Died.	Admitted.	Died.	Admitted.	Died.	Admitted.	Died.	Admitted.	Died.	Admitted.	Died.
Cholera	65	25	76	36	2	1	143	62	55	34	170	63
Smallpox	10	1	3	...	...	...	13	1	35	2	40	2
Chickenpox	2	...	...	...	...	...	2	...	18	...	28	...
Measles	10	...	5	1	...	...	15	1	72	1	17	...
Whooping Cough	1	...	...	...	...	...	1	...	2	...	...	...
Mumps	8	...	13	...	3	...	24	...	151	...	116	...
Influenza	87	...	18	...	20	...	125	...	260	...	26	...
Dengue Fever	...	...	...	...	221	...	222	...	...	...	...	...
Diphtheria	1	...	...	...	1	1	2	1	...	...	...	...
Scarlet Fever	7	...	2	...	...	...	9	...	...	...	...	...
Pyæmia	1	...	...	...	1	1	2	1	1	1	1	...
Hydrophobia	4	4	1	1	...	...	5	5	1	1	...	...
Erysipelas	67	3	20	1	10	...	97	4	31	4	101	15
Gangrene and Phagedæna	...	...	...	...	...	...	...	...	4	1	43	9
Intermittent Fever	14,708	...	965	...	5,592	1	21,265	1	34,436	70	24,401	68
Remittent and Continued Fevers	5,811	79	829	9	1,843	10	8,483	98	877	98	1,146	202
Enteric Fever	129	60	41	16	23	16	193	92	1	1	5	2
Typhus Fever	...	...	...	...	...	...	...	...	4	1	...	...
Rheumatism, Acute	679	1	125	1	190	...	994	2	648	4	494	2
" Chronic	839	...	203	...	143	...	1,176	...	1,090	...	251	...
" Muscular	418	...	117	...	139	...	794	...	773	...	248	...
Gout	...	...	...	...	1	...	1	...	2	...	64	8
Leprosy	...	...	...	...	...	...	...	...	13	...	11	...
Elephantiasis	...	...	...	...	...	...	...	...	...	...	88	4
Scurvy	14	1	2	...	5	1	21	2	156	4	164	...
Anæmia	233	...	67	...	77	...	377	...	141	6	80	25
General Dropsy	11	...	2	...	15	...	28	...	2	2	1	2
Cancer, Oral	...	...	...	...	...	...	...	...	...	...	...	...
Lupus	3	...	...	...	...	...	3	...	...	...	...	...
Cancer	9	6	1	...	1	1	11	7	2	1	5	2
Primary Syphilis	2,572	...	597	...	654	...	3,823	...	784	...	411	...
Secondary Syphilis	849	2	383	1	270	...	1,502	3	263	...	361	4
Phthisis Pulmonalis	306	59	128	13	91	16	625	88	138	47	266	126
Hæmoptysis	17	...	9	...	9	...	35	...	21	...	42	...
Pneum. Abscess	...	...	...	...	...	...	...	...	...	...	...	...
Hip-joint Disease	3	1	...	...	...	...	3	1	...	...	...	...
Scrofula and Tuberculosis	16	...	10	...	6	...	32	...	21	...	52	10
Encephalitis	12	2	5	4	3	4	20	10	14	10	2	6
Apoplexy	13	8	3	4	6	5	22	17	15	9	66	31
Stroke	48	24	19	4	32	11	99	39	...	...	...	...
Paralysis	51	...	14	...	9	1	74	1	52	5	29	7
Meningitis	17	8	6	1	6	2	29	11	2	1	8	2
Myelitis	...	1	...	...	...	...	...	1	...	...	...	...
Tetanus	...	1	1	1	...	...	2	2	4	3	14	11
Epilepsy	97	...	34	...	13	...	144	...	38	2	72	7
Hysteria	1	...	...	...	...	...	1	...	...	...	5	...
Paralysis Agitans	...	...	...	...	...	...	...	...	1	...	...	...
Chorea	1	...	...	...	...	...	1	...	1	...	2	...
Anæsthesia	...	...	2	...	...	...	2	...	5	...	1	...
Hyperæsthesia	...	...	...	...	...	...	...	...	1	...	...	...
Neuralgia	251	...	105	...	84	...	440	...	468	...	120	...
Mania	24	...	8	...	6	...	38	...	25	2	119	2
Dementia	48	...	16	...	13	...	77	...	7	...	27	...
Melancholia	33	...	12	...	2	...	47	...	5	...	2	...
Hypochondriasis	7	...	6	...	1	...	14	...	3	...	...	...
Anæsthesia and Cataract	8	...	4	...	2	...	14	...	...	...	22	...
Shortsight	5	...	...	...	5	...	10	...	...	...	...	...
Nystagmus	1	...	...	...	...	...	3	...	36	...	3	...
Ophthalmia	840	...	199	...	296	...	1,316	...	1,535	...	707	...
Otitis	249	...	68	...	47	...	364	...	291	...	96	...
Deafness	32	...	19	...	7	...	58	...	59	...	...	...
Epistaxis	13	1	1	...	4	...	18	1	14	...	19	...
Polypus nasi	...	...	2	...	...	...	2	...	1	...	...	...
Ozæna	4	1	3	...	...	...	7	1	4	...	15	2
Pericarditis	19	1	4	1	10	1	33	3	2	1	6	3
Heart Disease, Valvular	125	23	52	6	33	7	210	36	17	8	11	10
Hypertrophy of Heart	78	5	35	2	11	...	124	7	3	1	7	5
Fatty Degeneration of Heart	1	3	1	...	...	1	2	4	...	1	5	5
Rupture of Heart and Aorta	1	3	...	2	...	...	1	5	...	1	...	1
Rupture of Vena cava	...	...	...	...	...	...	...	...	...	...	...	...
Aneurism, Aortic	35	24	16	11	5	6	56	41	5	1	...	...
" Femoral	1	...	...	...	...	...	1	...	...	...	...	...
" Popliteal	2	...	...	...	...	...	2	...	...	...	...	...
Angina Pectoris	4	...	4	...	...	...	8	...	1	...	...	...
Palpitation	340	...	80	...	84	...	504	...	7	...	1	...
Syncope	1	...	...	...	...	...	1	...	4	2	2	...
Embolism	...	...	...	...	...	...	...	...	...	...	...	...
Phlebitis	1	...	...	...	1	...	2	...	3	...	10	...
Varicose Veins	13	...	9	...	11	...	33	...	6	...	1	...
Glandular Inflammation	656	...	318	...	246	...	1,239	...	215	...	132	...
Goitre	1	...	...	...	...	...	1	...	97	...	...	...
Disease of Supra-renal Capsules	1	...	...	...	...	...	1	...	...	...	...	...
Laryngitis	6	1	...	...	...	...	6	1	19	3	11	1
Brucellosis	1,765	2	387	3	396	...	2,548	5	1,672	65	779	33
Asthma	11	3	14	...	14	...	39	3	87	3	195	7
Pneumonia	181	38	25	2	33	3	239	43	621	167	659	193
Gangrene of Lungs	...	...	...	...	...	...	...	...	...	...	1	4
Pleurisy	143	4	29	...	13	...	176	4	239	12	248	16
Aphtha	...	...	...	...	...	...	...	...	...	...	7	...

\* Not including 11 men killed in an outbreak in the Bareilly Jail.



CAUSES OF ADMISSIONS AND DEATHS.	ADMITTED INTO HOSPITAL AND DIED IN AND OUT OF HOSPITAL.											
	ARMY OF BENGAL.		ARMY OF MADRAS.		ARMY OF BOMBAY.		ARMY OF INDIA.		NATIVE ARMY OF BENGAL.		JAIL POPULATION OF BENGAL.	
	Admitted.	Died.	Admitted.	Died.	Admitted.	Died.	Admitted.	Died.	Admitted.	Died.	Admitted.	Died.
Oedentalgia	1	...	2	...	...	...	3	...	63	...	39	...
Stomatitis	38	...	11	...	...	...	56	...	80	2	54	...
Tonsillitis	678	...	177	...	148	...	1,003	...	193	...	33	...
Gastritis	13	1	1	...	4	1	18	...	10	3	9	1
Enteritis	5	3	4	1	3	1	12	5	7	5	18	13
Peritonitis	12	...	2	1	2	...	16	1	5	2	17	12
Hernia	46	...	13	...	12	...	71	...	24	...	16	...
Hem	1	...	1	...	...	...	2	...	3	2	3	4
Hamatemesis	3	...	1	...	2	...	6	...	2	...	13	3
Melena	1	...	1	...	1	...	2	...	...	...	3	...
Dyspepsia	1,363	...	794	...	363	...	2,420	...	413	...	856	...
Colic	189	...	65	...	59	...	313	...	686	...	700	...
Constipation	42	...	19	...	15	...	76	...	198	...	254	...
Dysentery	1,156	41	781	25	246	10	2,183	76	4,194	61	5,511	606
Diarrhoea	2,296	4	848	...	824	3	3,478	7	2,515	60	4,157	259
Hæmorrhoids	391	...	192	...	74	...	477	...	159	...	144	...
Pistula in Ano	43	...	14	...	6	...	63	...	23	...	32	1
Pericæcal Abscess	...	...	1	...	...	...	...	1	...	...	...	1
Worms, Ascarides	...	...	4	...	...	...	4	...	9	...	6	...
" Tape worm	148	...	41	...	72	...	261	...	3	...	14	...
Spleen Enlargement	274	1	28	...	62	...	364	1	648	18	554	24
Rupture of Spleen	1	1	...	...	...	...	1	1	1	1	1	3
Hepatitis	2,673	96	729	39	465	20	3,258	155	87	9	49	10
Cirrhosis	19	5	...	1	1	1	11	7	1	1	2	...
Cyst of Liver	2	...	...	...	...	...	2	...	...	...	...	1
Jaundice	223	1	25	...	39	...	287	1	80	1	120	1
Ascites	1	...	...	...	7	...	8	...	7	3	31	9
Nephritis	58	7	8	...	16	5	82	12	26	4	16	7
Cystitis	23	...	11	...	10	...	44	...	16	1	12	4
Hæmaturia	...	...	...	...	1	...	3	...	8	...	7	...
Calculus and Lithiasis	4	...	...	...	...	...	4	...	22	...	4	1
Diuresis and Diabetes	3	...	...	...	...	...	3	...	7	1	2	2
Enuresis	13	...	5	...	1	...	19	...	1	...	6	...
Ischuria	1	...	...	...	...	...	...	...	...	...	...	...
Stricture of Urethra	133	...	27	...	36	...	196	...	27	1	41	5
Urinary Fistula	7	...	...	...	2	...	9	...	...	...	6	...
Extravasation of Urine	1	...	...	...	...	...	1	...	...	...	...	...
Gonorrhœa	3,371	...	855	...	839	...	5,056	...	423	...	135	...
Phimosis	23	...	8	...	14	...	45	...	17	...	44	...
Warts	164	...	21	...	11	...	136	...	1	...	1	...
Ochritis	622	...	185	...	112	...	919	...	279	...	93	...
Hydrocele	18	...	11	...	2	...	31	...	18	...	43	...
Hæmatocoele	...	...	2	...	...	...	2	...	1	...	...	...
Varicocele	22	...	2	...	...	...	24	...	6	...	...	...
Periostitis	55	...	24	...	19	...	98	...	32	...	12	...
Caries	7	...	3	...	...	...	10	...	2	...	5	...
" of Spine	...	...	...	1	...	...	...	1	...	...	...	1
" of Mastoid Cells	...	1	...	...	...	1	...	2	...	...	...	1
Necrosis	10	...	5	...	...	...	15	...	5	2	11	1
Synovitis and Bursal Inflam-	...	...	...	...	...	...	...	...	...	...	...	...
mation	99	...	33	...	24	...	156	...	70	1	35	1
Contraction	6	...	2	...	...	...	8	...	4	...	...	...
Rupture of Muscle	1	...	...	...	1	...	2	...	3	...	...	...
Atrophy of Muscle	...	...	...	...	...	...	1	...	1	...	...	...
Cramp	2	...	1	...	...	...	3	...	2	...	...	...
Phlegmon and Abscess	571	...	298	...	179	...	949	...	1,560	1	2,170	6
Ulcer	308	...	422	...	299	...	1,629	...	2,382	...	1,711	3
Whitlow	98	...	39	...	57	...	194	...	256	...	123	...
Carbuncle	12	...	4	...	3	...	19	...	33	...	45	...
Boil	667	...	290	...	206	...	1,161	...	1,894	...	483	...
Itch	58	...	20	...	13	...	91	...	500	...	269	...
Skin Diseases	408	...	149	...	121	...	678	...	636	...	267	...
Guinea Worm	2	...	12	...	32	...	46	...	331	...	141	...
Tumour	28	1	7	...	8	...	43	1	22	...	19	...
Childbirth	...	...	...	...	...	...	...	...	...	...	46	...
Abortion	...	...	...	...	...	...	...	...	...	...	10	1
Hæmorrhage after Childbirth	...	...	...	...	...	...	...	...	...	...	4	...
Memorhagia	...	...	...	...	...	...	...	...	...	...	12	...
Leucorrhœa	...	...	...	...	...	...	...	...	...	...	1	...
Uterine Cancer	...	...	...	...	...	...	...	...	...	...	1	1
General Debility	592	4	510	...	173	...	1,575	4	683	19	448	102
Delirium Tremens	129	9	96	7	67	6	292	22	...	...	2	...
Poisoning, Alcohol	13	...	11	...	32	...	56	...	...	...	...	...
" Arsenic	...	...	...	...	...	...	...	...	...	...	...	...
" Vegetable poisons	3	1	...	...	...	...	...	...	2	1	...	...
Burning	36	...	14	...	13	...	63	1	19	2	9	4
Wound and Contusion	1,909	...	839	...	631	...	3,421	...	4,362	...	1,578	21
Concussion of Brain	9	...	1	...	1	...	11	...	8	2	3	...
Fracture	138	...	77	...	49	...	264	...	167	...	294	...
Dislocation	35	...	4	...	11	...	50	...	34	...	22	...
Sprain	779	...	272	...	204	...	1,235	...	447	...	62	...
Snakebite	...	...	...	...	2	...	2	...	21	3	7	1
Murder and Homicide	...	...	...	...	...	...	...	...	...	...	...	...
Suicide and Suicidal Wounds	7	20	3	9	2	3	12	35	...	11	21	6
Accident	...	17	...	6	...	3	...	20	...	5	...	...
Drowning	...	10	...	5	...	1	...	16	...	4	...	...
Killed in Action	...	...	...	...	...	...	...	...	...	...	...	...
Suffocated while drunk	...	...	...	...	...	...	...	...	...	13	...	...
Foreign body in Oesophagus	1	7	...	1	...	...	...	8	...	...	...	...
Blisters of feet	...	1	...	...	...	...	1	1	...	...	...	...
Surgical operations	104	...	17	...	44	...	165	...	2,430	...	3	...
Punished	12	...	2	...	3	...	17	...	...	...	...	...
Execution	...	...	...	...	...	...	...	...	16	...	60	...
Cause not ascertained	27	...	9	1	9	2	45	1	6	12	3	1

NAME OF VESSEL		DATE OF DEPARTURE		PLACE OF DEPARTURE		PLACE OF ARRIVAL		DATE OF ARRIVAL		REMARKS	
NAME	NO.	DAY	MONTH	YEAR	PLACE	PLACE	DAY	MONTH	YEAR	REMARKS	REMARKS
ALBATROSS	1	1	1	1881	NEW YORK	NEW YORK	1	1	1881	Left New York for New York	
ALBATROSS	1	2	1	1881	NEW YORK	NEW YORK	2	1	1881	Left New York for New York	
ALBATROSS	1	3	1	1881	NEW YORK	NEW YORK	3	1	1881	Left New York for New York	
ALBATROSS	1	4	1	1881	NEW YORK	NEW YORK	4	1	1881	Left New York for New York	
ALBATROSS	1	5	1	1881	NEW YORK	NEW YORK	5	1	1881	Left New York for New York	
ALBATROSS	1	6	1	1881	NEW YORK	NEW YORK	6	1	1881	Left New York for New York	
ALBATROSS	1	7	1	1881	NEW YORK	NEW YORK	7	1	1881	Left New York for New York	
ALBATROSS	1	8	1	1881	NEW YORK	NEW YORK	8	1	1881	Left New York for New York	
ALBATROSS	1	9	1	1881	NEW YORK	NEW YORK	9	1	1881	Left New York for New York	
ALBATROSS	1	10	1	1881	NEW YORK	NEW YORK	10	1	1881	Left New York for New York	
ALBATROSS	1	11	1	1881	NEW YORK	NEW YORK	11	1	1881	Left New York for New York	
ALBATROSS	1	12	1	1881	NEW YORK	NEW YORK	12	1	1881	Left New York for New York	
ALBATROSS	1	13	1	1881	NEW YORK	NEW YORK	13	1	1881	Left New York for New York	
ALBATROSS	1	14	1	1881	NEW YORK	NEW YORK	14	1	1881	Left New York for New York	
ALBATROSS	1	15	1	1881	NEW YORK	NEW YORK	15	1	1881	Left New York for New York	
ALBATROSS	1	16	1	1881	NEW YORK	NEW YORK	16	1	1881	Left New York for New York	
ALBATROSS	1	17	1	1881	NEW YORK	NEW YORK	17	1	1881	Left New York for New York	
ALBATROSS	1	18	1	1881	NEW YORK	NEW YORK	18	1	1881	Left New York for New York	
ALBATROSS	1	19	1	1881	NEW YORK	NEW YORK	19	1	1881	Left New York for New York	
ALBATROSS	1	20	1	1881	NEW YORK	NEW YORK	20	1	1881	Left New York for New York	
ALBATROSS	1	21	1	1881	NEW YORK	NEW YORK	21	1	1881	Left New York for New York	
ALBATROSS	1	22	1	1881	NEW YORK	NEW YORK	22	1	1881	Left New York for New York	
ALBATROSS	1	23	1	1881	NEW YORK	NEW YORK	23	1	1881	Left New York for New York	
ALBATROSS	1	24	1	1881	NEW YORK	NEW YORK	24	1	1881	Left New York for New York	
ALBATROSS	1	25	1	1881	NEW YORK	NEW YORK	25	1	1881	Left New York for New York	
ALBATROSS	1	26	1	1881	NEW YORK	NEW YORK	26	1	1881	Left New York for New York	
ALBATROSS	1	27	1	1881	NEW YORK	NEW YORK	27	1	1881	Left New York for New York	
ALBATROSS	1	28	1	1881	NEW YORK	NEW YORK	28	1	1881	Left New York for New York	
ALBATROSS	1	29	1	1881	NEW YORK	NEW YORK	29	1	1881	Left New York for New York	
ALBATROSS	1	30	1	1881	NEW YORK	NEW YORK	30	1	1881	Left New York for New York	
ALBATROSS	1	31	1	1881	NEW YORK	NEW YORK	31	1	1881	Left New York for New York	



EUROPEAN TROOPS, 1872.

EUROPEAN TROOPS, 1872.



# EUROPEAN TROOPS, 1872.

## I.

TABLE showing the SICKNESS and MORTALITY among the EUROPEAN TROOPS composing the ARMY of INDIA during the Year 1872, and the prevalence of the principal Diseases in each Month of the Year.

MONTHS.	Average Strength.	Average Number Daily Sick.	Number Daily Sick per 1,000 of Strength.	Number of Deaths.	Died per 1,000 of Strength.	CAUSES OF DEATHS IN HOSPITAL.																					
						Cholera.	Smallpox.	Enteric Fever.	Fever, Intermittent.	Fever, Remittent.	Fever, Continued.	Apoplexy.	Delirium Tremens.	Dysentery.	Diarrhoea.	Hepatitis.	Splen Disease.	Respiratory Diseases.	Heart Diseases.	Phthisis Pulmonalis.	Dropsy.	Scurvy.	Atrophy and Anæmia.	Wounds and Accidents.	All other Causes.		
						Died out of Hospital.	Suicidal Deaths.																				
January	57,894	2,993	51.7	74	1.28	...	3	6	1	42	...	1	1	5	...	11	1	10	4	14	...	1	...	6			
February	58,028	2,889	49.8	63	1.08	...	1	...	...	...	1	1	5	...	9	...	...	3	3	...	...	...	...	9			
March	59,016	2,848	47.5	59	.83	...	...	...	...	...	...	1	...	...	...	...	...	...	...	...	...	...	...	2			
April	59,681	2,960	49.6	60	1.01	...	...	...	...	...	...	1	...	...	...	...	...	...	...	...	...	...	...	1			
May	59,282	3,227	54.4	113	1.91	...	...	...	...	...	...	18	1	9	1	10	...	...	...	...	...	...	...	8			
June	59,156	3,334	56.4	131	2.21	...	...	...	...	...	...	11	1	4	...	...	...	...	...	...	...	...	...	3			
July	58,939	3,312	56.2	119	2.02	...	...	...	...	...	...	11	1	5	...	...	...	...	...	...	...	...	...	4			
August	58,817	3,622	61.6	261	4.49	...	...	...	...	...	...	3	10	2	21	3	29	...	...	...	...	...	...	7			
September	58,382	3,959	67.7	236	4.04	...	...	...	...	...	...	3	1	15	1	26	...	...	...	...	...	...	...	4			
October	58,112	3,894	67.0	165	2.86	...	...	...	...	...	...	1	...	9	1	10	...	...	...	...	...	...	...	5			
November	59,126	3,481	58.9	69	1.16	...	...	...	...	...	...	1	...	9	1	10	...	...	...	...	...	...	...	3			
December	59,121	3,161	53.5	80	1.35	...	...	...	...	...	...	1	...	13	...	13	...	...	...	...	...	...	...	1			
						427	11	119	6	49	26	114	11	109	10	144	1	56	75	73	...	2	3	6	102	67	33
Died per 1,000 of the Average Strength.																											
For the year	58,870	3,306	56.2	1,425	24.21	7.25	.19	1.87	...	1.38	...	1.93	.19	1.85	.17	2.45	.02	.05	1.28	1.24	...	.03	.05	.10	1.73	.97	.36

CAUSES OF ADMISSIONS.	NUMBER OF ADMISSIONS INTO HOSPITAL IN EACH MONTH.												Total Admitted during the Year.	Admitted per 1,000 of Strength.	Died out of each hundred cases treated.
	Jan.	Feb.	March.	April.	May.	June.	July.	Aug.	Sept.	Oct.	Nov.	Dec.			
Dengue	30	2	302	726	867	497	1,042	721	1,309	1,150	557	283	7,486	127.2	...
Cholera	...	...	1	10	34	28	51	282	155	67	5	1	634	10.7	67.35
Smallpox	9	6	10	9	9	5	5	...	...	...	...	...	54	.9	20.97
Enteric Fever	15	13	12	15	25	15	19	24	35	18	8	22	221	3.8	49.77
Fever, Intermittent	860	592	629	937	942	875	1,055	1,413	2,171	3,959	2,869	2,179	18,472	313.8	...
" Remittent	67	59	51	90	55	79	100	152	447	620	319	180	2,319	...	...
" Continued	212	210	385	628	688	891	810	762	949	796	412	341	7,114	158.5	90
Apoplexy	2	6	9	16	34	112	31	29	15	9	5	3	268	4.5	42.51
Delirium Tremens	26	20	13	21	19	14	29	25	31	22	16	9	245	4.2	4.49
Dysentery	186	116	95	154	174	167	251	342	336	345	211	247	2,033	44.7	4.14
Diarrhoea	260	159	192	310	304	275	697	814	464	378	216	341	4,410	74.9	23
Hepatitis	216	192	174	255	219	260	302	285	312	321	296	264	3,106	52.8	4.61
Splen Disease	16	34	19	31	24	29	28	24	16	32	25	25	393	5.1	...
Respiratory Diseases	448	386	355	383	306	276	324	265	232	345	326	388	4,034	68.5	1.36
Phthisis Pulmonalis	49	34	31	36	34	47	59	48	44	75	51	71	580	9.9	12.69
Scurvy	3	2	3	1	1	3	4	2	1	5	1	2	28	.5	...
Rheumatism	352	262	275	315	274	260	335	304	276	330	223	258	3,461	58.8	...
Veneral Diseases	1,347	1,023	1,132	1,346	794	709	856	651	587	726	600	769	10,540	179.0	...
Eye Diseases	119	94	106	130	130	99	126	126	132	125	64	69	1,310	22.3	...
Abscess and Ulcer	475	429	403	564	479	491	579	386	352	425	416	359	5,335	91.0	...
Wounds and Accidents	511	445	457	568	429	422	452	339	318	406	351	471	5,171	87.8	...
All other Causes	786	645	757	970	838	991	1,155	965	861	1,003	721	791	10,483	178.1	...
	5,907	4,756	5,413	7,505	6,670	6,565	8,310	7,967	9,043	11,207	7,623	7,074	88,130		
Admitted per 1,000 of the Average Strength in each Month.															
	103.6	82.9	90.3	125.7	112.5	110.9	141.0	135.5	154.9	192.8	128.9	119.6	1497.0		



# EUROPEAN TROOPS, 1872.

## II.

TABLE showing the SICKNESS and MORTALITY among the EUROPEAN TROOPS composing the ARMY of the BENGAL PRESIDENCY during the Year 1872, and the prevalence of the principal Diseases in each Month of the Year.

MONTHS.	Average Strength.	Average Number Daily Sick.	Number Daily Sick per 1,000 of Strength.	Number of Deaths.	Died per 1,000 of Strength.	CAUSES OF DEATHS IN HOSPITAL.																			Died out of Hospital.	Suicidal Deaths.	
						Cholera.	Smallpox.	Enteric Fever.	Fever, Intermittent.	Fever, Remittent.	Fever, Continued.	Apoplexy.	Delirium Tremens.	Dysentery.	Diarrhoea.	Hepatitis.	Spleen Disease.	Respiratory Diseases.	Heart Diseases.	Phthisis Pulmonalis.	Dropsy.	Scurvy.	Atrophy and Anæmia.	Wounds and Accidents.			All other Causes.
January	35,743	1,811	50.7	52	1.45	...	3	4	1	1	...	...	...	4	...	7	1	8	3	6	...	1	...	...	5	8	
February	36,732	1,700	47.9	37	1.01	...	1	1	...	4	1	1	1	1	...	6	...	6	4	4	...	...	...	1	...	...	
March	37,045	1,741	47.0	33	.89	1	1	...	...	1	1	1	1	3	...	4	...	4	4	3	...	...	...	...	...	...	
April	37,057	1,819	49.1	33	.89	5	...	3	...	1	1	1	1	...	1	...	3	...	4	4	3	...	...	...	...	...	
May	36,739	2,053	55.9	77	2.10	20	2	10	...	6	1	4	1	5	1	6	...	6	5	3	...	...	...	1	3	1	
June	36,642	2,134	58.2	82	2.24	18	...	7	...	1	1	27	...	3	2	4	...	1	4	4	...	...	...	1	...	...	
July	36,523	2,125	58.2	78	2.14	24	...	9	...	1	1	5	...	4	11	...	4	4	4	...	...	...	...	1	4	...	
August	36,372	2,319	63.8	219	6.02	162	...	8	...	4	6	6	1	8	2	6	...	1	12	3	...	...	...	1	...	...	
September	36,068	2,530	70.2	187	5.18	104	...	9	1	7	3	10	2	12	3	14	...	2	3	3	...	...	...	...	7	3	
October	35,869	2,478	69.1	123	3.43	50	...	6	...	10	2	...	...	10	1	15	...	6	3	4	...	...	...	...	7	4	
November	36,479	2,164	59.3	42	1.15	4	...	2	1	5	...	1	...	7	1	5	...	2	1	1	...	...	...	...	7	3	
December	36,818	1,927	52.3	39	1.06	1	...	...	1	3	...	...	...	6	...	5	...	6	5	3	...	...	...	1	3	4	
						389	7	59	4	44	17	58	5	64	10	86	1	48	41	36	...	1	3	4	65	36	24
Died per 1,000 of the Average Strength.																											
For the year	36,507	2,072	56.8	1,002	27.45	10.66	.19	1.62	...	1.78	1.50	.14	1.75	.27	2.36	.03	1.32	1.12	.98	...	.03	.08	.11	1.78	.98	.66	

CAUSES OF ADMISSIONS.	NUMBER OF ADMISSIONS INTO HOSPITAL IN EACH MONTH.												Total Admitted during the Year.	Admitted per 1,000 of Strength.	Died out of each hundred cases treated.
	Jan.	Feb.	March.	April.	May.	June.	July.	Aug.	Sept.	Oct.	Nov.	Dec.			
Dengue	...	...	7	196	316	76	241	466	1,126	1,006	455	156	4,045	110.8	...
Cholera	...	...	1	6	31	24	38	271	143	66	3	1	584	16.0	66.61
Smallpox	4	4	2	2	3	5	4	...	...	...	...	1	25	7	28.00
Enteric Fever	7	5	3	7	16	11	11	11	12	11	5	4	103	2.9	57.28
Fever, Intermittent	537	395	450	649	656	631	741	969	1,272	2,159	1,777	1,298	11,514	315.4	...
Remittent	48	43	33	80	52	78	92	145	401	569	366	153	1,999	54.5	...
Continued	124	107	146	336	427	558	676	478	755	600	227	156	4,590	126.5	...
Apoplexy	...	1	4	7	10	72	21	21	13	4	3	1	157	4.3	36.94
Delirium Tremens	14	7	7	8	13	8	17	18	22	12	12	9	147	4.0	3.60
Dysentery	91	35	48	84	97	87	108	158	181	188	56	103	1,276	35.0	5.02
Diarrhoea	153	86	108	207	190	181	447	555	337	294	119	184	2,831	77.5	35
Hepatitis	122	112	113	176	153	206	211	188	210	245	109	148	2,043	56.0	4.21
Spleen Disease	15	25	12	18	17	25	22	24	13	27	21	18	237	6.5	...
Respiratory Diseases	282	249	222	249	226	186	225	196	161	237	254	274	2,761	75.6	1.70
Phthisis Pulmonalis	22	15	14	25	21	20	38	30	34	46	35	41	347	9.5	10.37
Scurvy	1	...	...	1	1	3	3	1	1	4	1	1	17	.5	...
Rheumatism	249	203	193	204	152	163	222	186	195	234	158	177	2,336	64.0	...
Veneral Diseases	911	689	789	935	545	489	544	405	359	459	375	455	6,965	190.7	...
Eye Diseases	82	61	68	82	104	66	86	76	90	83	45	48	891	24.4	...
Abscess and Ulcer	280	251	217	289	259	258	341	188	187	218	214	206	2,928	80.2	...
Wounds and Accidents	321	246	292	336	245	262	237	191	190	236	221	308	3,165	85.0	...
All other Causes	432	385	407	558	497	611	719	618	566	659	472	452	6,373	174.6	...
	3,695	2,919	3,116	4,465	4,031	4,036	4,961	5,295	6,268	7,337	4,937	4,194	55,274		
Admitted per 1,000 of the Average Strength in each Month.															
	103.4	79.5	84.1	126.5	109.7	110.1	135.8	145.6	173.8	204.6	135.9	113.9	151.41		



# EUROPEAN TROOPS, 1872.

## III.

TABLE showing the SICKNESS and MORTALITY among the EUROPEAN TROOPS composing the ARMY of the MADRAS PRESIDENCY during the Year 1872, and the prevalence of the principal Diseases in each Month of the Year.

MONTHS.	Average Strength.	Average Number Daily Sick.	Number Daily Sick per 1,000 of Strength.	Number of Deaths.	Died per 1,000 of Strength.	CAUSES OF DEATHS IN HOSPITAL.																	Died out of Hospital.	Suicidal Deaths.				
						Cholera.	Smallpox.	Enteric Fever.	Fever, Intermittent.	Fever, Remittent.	Fever, Continued.	Apoplexy.	Delirium Tremens.	Dysentery.	Diarrhoea.	Hepatitis.	Spleen Disease.	Respiratory Diseases.	Heart Diseases.	Phthisis Pulmonalis.	Dropsy.	Scurvy.			Atrophy and Anæmia.	Wounds and Accidents.	All other Causes.	
January	11,149	639	57.3	11	99	...	...	1	...	1	...	...	1	...	2	...	1	3	...	...	...	...	1	1	...			
February	11,014	673	61.1	14	127	...	...	...	...	...	...	1	3	...	...	...	1	4	...	...	...	...	1	1	...			
March	12,017	640	53.3	11	92	...	...	...	...	...	...	...	...	...	1	...	...	...	...	...	...	...	1	1	...			
April	11,005	618	56.1	17	147	...	...	...	...	...	...	...	...	...	1	...	...	...	...	...	...	...	1	1	...			
May	11,569	675	58.5	23	199	...	...	...	...	...	...	...	...	...	...	...	...	...	...	...	...	...	1	1	...			
June	11,509	709	60.9	22	191	...	...	...	...	...	...	...	...	...	...	...	...	...	...	...	...	...	1	1	...			
July	11,436	689	60.2	14	122	...	...	...	...	...	...	...	...	...	...	...	...	...	...	...	...	...	1	1	...			
August	11,447	757	66.1	18	157	...	...	...	...	...	...	...	...	...	...	...	...	...	...	...	...	...	1	1	...			
September	11,394	809	70.2	24	211	...	...	...	...	...	...	...	...	...	...	...	...	...	...	...	...	...	1	1	...			
October	11,317	763	66.4	27	238	...	...	...	...	...	...	...	...	...	...	...	...	...	...	...	...	...	1	1	...			
November	12,108	683	56.4	11	91	...	...	...	...	...	...	...	...	...	...	...	...	...	...	...	...	...	1	1	...			
December	11,918	623	52.1	27	226	...	...	...	...	...	...	...	...	...	...	...	...	...	...	...	...	...	3	2	...			
						2	2	27	...	2	6	28	4	32	...	38	...	1	24	19	...	...	1	20	11	2		
Died per 1,000 of the Average Strength.																												
For the year	11,544	687	59.6	219	1898	17	17	234	...	69	243	35	277	...	329	...	69	208	165	...	...	...	69	173	96	17		

CAUSES OF ADMISSIONS.	NUMBER OF ADMISSIONS INTO HOSPITAL IN EACH MONTH.												Total Admitted during the Year.	Admitted per 1,000 of Strength.	Died out of each hundred cases treated.
	Jan.	Feb.	March.	April.	May.	June.	July.	Aug.	Sept.	Oct.	Nov.	Dec.			
Dengue	30	2	31	55	201	163	213	104	101	47	7	2	956	82.8	...
Cholera	...	...	...	1	...	1	...	...	...	...	2	...	4	...	50.00
Smallpox	4	1	6	1	4	...	...	...	...	...	...	...	16	...	12.50
Enteric Fever	5	6	9	5	7	...	...	...	...	...	...	...	78	...	34.62
Fever, Intermittent	59	51	42	62	64	55	86	72	258	415	205	158	1,627	132.3	...
" Remittent	14	10	8	8	...	1	2	3	4	3	1	18	72	...	...
" Continued	47	40	143	173	204	191	126	101	107	88	85	136	1,491	135.4	51
Apoplexy	1	1	3	9	18	13	4	2	...	2	1	2	56	4.8	50.00
Delirium Tremens	7	10	4	9	4	3	4	3	...	3	4	3	54	4.7	7.41
Dysentery	81	71	40	51	58	69	96	112	111	125	84	94	983	83.1	3.26
Diarrhoea	69	45	49	45	56	51	158	136	75	58	71	84	888	76.9	...
Hepatitis	63	63	44	50	38	46	52	68	66	82	51	62	685	59.3	5.55
Spleen Disease	...	7	4	5	1	...	...	...	...	2	1	...	23	2.0	...
Respiratory Diseases	94	94	92	78	40	58	57	52	34	52	43	54	748	64.8	13
Phthisis Pulmonalis	20	16	9	8	7	8	8	8	6	10	10	29	130	11.3	14.62
Scurvy	...	1	3	...	...	...	...	...	...	1	...	1	7	...	...
Rheumatism	55	31	53	54	42	49	61	59	34	51	49	46	575	49.8	...
Veneral Diseases	189	177	181	228	144	118	193	150	126	144	116	137	1,900	164.6	...
Eye Diseases	17	16	21	16	9	19	26	25	26	22	14	12	223	19.3	...
Abscess and Ulcer	117	117	106	152	133	134	136	118	87	121	118	85	1,427	123.6	57
Wounds and Accidents	104	125	111	124	106	93	103	97	66	92	73	94	1,188	102.9	...
All other Causes	212	179	215	268	236	245	200	211	163	219	175	226	2,639	228.6	...
	1,176	1,113	1,174	1,402	1,372	1,313	1,623	1,330	1,279	1,543	1,099	1,246	15,670		
Admitted per 1,000 of the Average Strength in each Month.															
	105.5	101.1	97.7	120.8	119.0	114.2	141.7	116.2	112.3	136.0	90.8	104.3	1307.4		



# EUROPEAN TROOPS, 1872.

## IV.

TABLE showing the SICKNESS and MORTALITY among the EUROPEAN TROOPS composing the ARMY of the BOMBAY PRESIDENCY during the Year 1872, and the prevalence of the principal Diseases in each Month of the Year.

MONTHS.	Average Strength.	Average Number Daily Sick.	Number Daily Sick per 1,000 of Strength.	Number of Deaths.	Died per 1,000 of Strength.	CAUSES OF DEATHS IN HOSPITAL.																	Died out of Hospital.	Suicidal Deaths.			
						Cholera.	Smallpox.	Enteric Fever.	Fever, Intermittent.	Fever, Remittent.	Fever, Continued.	Apoplexy.	Delirium Tremens.	Dysentery.	Diarrhoea.	Hepatitis.	Spleen Disease.	Respiratory Diseases.	Heart Diseases.	Phthisis Pulmonalis.	Dropsy.	Scoury.			Atrophy and Anæmia.	Wounds and Accidents.	All other Causes.
January	11,002	542	49.3	11	1.00	...	...	1	...	...	...	1	...	...	...	...	...	...	...	...	...	...	...	...	...	...	...
February	10,282	455	44.2	12	1.17	...	...	1	...	...	...	1	...	...	...	...	...	...	...	...	...	...	...	...	...	...	...
March	10,854	467	43.0	6	.55	...	...	...	...	...	...	...	...	...	...	...	...	...	...	...	...	...	...	...	...	...	...
April	11,019	522	47.4	10	.91	...	...	...	...	...	...	...	...	...	...	...	...	...	...	...	...	...	...	...	...	...	...
May	11,003	500	45.4	13	1.18	...	...	...	...	...	...	...	...	...	...	...	...	...	...	...	...	...	...	...	...	...	...
June	11,014	501	45.5	27	2.45	...	...	...	...	...	...	...	...	...	...	...	...	...	...	...	...	...	...	...	...	...	...
July	10,951	507	46.3	27	2.46	11	...	...	...	...	...	...	...	...	...	...	...	...	...	...	...	...	...	...	...	...	...
August	10,998	547	49.8	27	2.45	9	...	...	...	...	...	...	...	...	...	...	...	...	...	...	...	...	...	...	...	...	...
September	10,920	620	56.8	25	2.29	7	...	9	...	1	...	...	...	...	...	...	...	...	...	...	...	...	...	...	...	...	...
October	10,895	602	55.3	16	1.47	1	...	...	1	1	1	2	1	1	...	1	...	...	...	...	...	...	...	...	...	...	...
November	10,541	634	60.1	16	1.52	...	...	3	1	...	1	...	...	...	...	...	...	...	...	...	...	...	...	...	...	...	...
December	10,355	559	54.0	14	1.35	...	...	2	...	1	1	...	...	...	...	...	...	...	...	...	...	...	...	...	...	...	...
						36	2	24	2	3	3	28	2	13	...	20	...	7	10	18	...	1	...	1	17	10	7
						Died per 1,000 of the Average Strength.																					
For the year	10,819	544	50.3	204	1.88	3.33	.19	2.22	...	.74	2.50	.19	1.20	...	1.85	...	.65	.92	1.66	...	.09	...	.09	1.57	.92	.65	

CAUSES OF ADMISSIONS.	NUMBER OF ADMISSIONS INTO HOSPITAL IN EACH MONTH.												Total Admitted during the Year.	Admitted per 1,000 of Strength.	Died out of each hundred cases treated.		
	Jan.	Feb.	March.	April.	May.	June.	July.	Aug.	Sept.	Oct.	Nov.	Dec.					
Dengue	...	...	264	475	350	258	588	151	82	97	95	125	2,485	229.7	...		
Cholera	...	...	...	3	3	3	13	11	12	1	...	...	46	4.3	78.26		
Smallpox	1	1	...	6	2	...	...	...	...	...	...	...	13	1.2	15.38		
Enteric Fever	3	2	...	3	2	...	...	...	...	...	...	...	40	3.7	60.00		
Fever, Intermittent	264	146	157	226	222	189	228	372	641	1,385	878	723	5,431	502.0	...		
" Remittent	5	6	10	2	3	...	6	4	42	48	13	9	148	13.9	...		
" Continued	41	43	96	119	57	142	108	83	87	108	100	49	1,033	109.2	...		
Apoplexy	1	4	2	...	6	27	6	3	2	3	1	...	55	5.1	50.91		
Delirium Tremens	5	3	...	4	2	3	8	4	6	6	1	...	44	4.1	4.55		
Dysentery	23	10	7	19	19	20	47	72	44	32	31	50	374	34.6	3.48		
Diarrhoea	47	28	35	58	58	43	92	123	52	56	26	73	691	63.9	...		
Hepatitis	31	17	17	29	28	28	39	29	36	44	26	54	378	34.9	5.29		
Spleen Disease	1	2	3	8	6	3	6	...	1	4	4	5	43	4.0	...		
Respiratory Diseases	72	43	41	56	40	32	42	17	37	56	29	69	525	48.5	1.34		
Phthisis Pulmonalis	6	3	10	3	6	13	13	10	4	19	6	10	103	9.5	17.48		
Scoury	2	1	...	...	...	...	1	...	...	...	...	...	4	.4	25.00		
Rheumatism	48	28	29	57	80	48	52	59	47	45	25	35	553	51.1	...		
Veneral Diseases	250	157	162	183	105	92	119	96	102	123	109	177	1,675	154.8	...		
Eye Diseases	20	17	17	22	17	14	14	25	16	20	5	9	196	18.1	...		
Abscess and Ulcer	78	28	80	113	87	99	102	80	78	73	84	68	1,009	92.4	...		
Wounds and Accidents	80	74	54	108	69	67	92	62	62	78	67	69	878	81.1	...		
All other Causes	142	81	135	144	105	135	149	136	132	125	74	113	1,471	135.9	...		
	1,126	724	1,123	1,638	1,267	1,216	1,726	1,342	1,496	2,327	1,567	1,634	17,186				
	Admitted per 1,000 of the Average Strength in each Month.																
	102.3	70.4	103.5	148.6	115.1	110.4	157.6	122.0	137.0	213.6	148.6	167.8	1588.5				

\* Three men died from Heat Apoplexy while suffering from Dengue.



# EUROPEAN TROOPS, 1872.

## V.

COMPARATIVE STATEMENT of the RATIOS of SICKNESS and MORTALITY in the ARMIES of the THREE PRESIDENCIES for the Year 1872.

					RATIOS PER 1,000 OF STRENGTH.			
					Army of Bengal.	Army of Madras.	Army of Bombay.	Army of India.
I.—AVERAGE DAILY SICK-RATE OF EACH MONTH.								
January	...	...	...	...	59.7	57.3	49.3	61.7
February	...	...	...	...	47.9	61.1	44.2	49.8
March	...	...	...	...	47.0	53.3	43.0	47.5
April	...	...	...	...	49.1	53.3	47.4	49.6
May	...	...	...	...	55.9	55.5	45.4	54.4
June	...	...	...	...	54.2	60.9	45.5	50.4
July	...	...	...	...	55.2	59.4	46.3	56.2
August	...	...	...	...	53.8	65.1	49.8	61.6
September	...	...	...	...	50.2	70.2	50.8	67.7
October	...	...	...	...	60.1	67.4	60.7	67.9
November	...	...	...	...	59.3	56.4	60.1	58.9
December	...	...	...	...	52.3	52.1	54.0	53.5
AVERAGE OF THE YEAR					56.8	59.5	50.3	56.2
II.—COMPOSITION OF THE ADMISSION-RATE OF THE YEAR.								
Dysentery	...	...	...	...	110.8	82.8	220.7	127.2
Cholera	...	...	...	...	16.0	4	4.3	10.7
Enteric Fever	...	...	...	...	2.9	6.8	3.7	3.8
Intermittent Fevers	...	...	...	...	315.4	132.3	502.0	313.8
Remittent and Continued Fevers	...	...	...	...	189.5	155.4	109.2	158.5
Apoplexy	...	...	...	...	4.3	4.8	5.1	4.5
Delirium Tremens	...	...	...	...	4.0	4.7	4.1	4.2
Dysentery	...	...	...	...	35.0	85.1	34.6	44.7
Diarrhoea	...	...	...	...	77.5	76.9	63.9	74.9
Hepatitis	...	...	...	...	46.0	59.3	31.9	52.8
Spleen Disease	...	...	...	...	6.5	2.0	4.0	5.1
Respiratory Diseases	...	...	...	...	75.6	64.8	48.5	68.5
Phthisis Pulmonalis	...	...	...	...	9.5	11.3	9.5	9.9
Rheumatism	...	...	...	...	69.0	49.9	51.1	58.8
Veneral Diseases	...	...	...	...	190.7	164.6	154.8	179.0
Eye Diseases	...	...	...	...	24.4	19.3	18.1	22.3
Abscess and Ulcer	...	...	...	...	80.2	123.6	92.4	91.0
Wounds and Accidents	...	...	...	...	85.0	102.9	81.1	87.8
All other Causes	...	...	...	...	175.8	230.6	137.5	179.5
ADMISSION-RATE OF THE YEAR					1514.1	1357.4	1588.5	1497.0
III.—COMPOSITION OF THE DEATH-RATE OF THE YEAR.								
Cholera	...	...	...	...	10.00	17	3.33	7.25
Enteric Fever	...	...	...	...	1.02	2.34	2.22	1.87
Intermittent Fevers	...	...	...	...	1.78	6.9	7.4	1.38
Remittent and Continued Fevers	...	...	...	...	1.59	2.43	2.59	1.93
Apoplexy	...	...	...	...	1.1	35	1.9	1.9
Delirium Tremens	...	...	...	...	1.75	2.77	1.20	1.85
Dysentery	...	...	...	...	27	...	...	17
Diarrhoea	...	...	...	...	2.36	3.29	1.85	2.45
Hepatitis	...	...	...	...	1.32	...	...	1.02
Spleen Disease	...	...	...	...	1.12	2.08	2.2	1.28
Respiratory Diseases	...	...	...	...	28	1.65	1.66	1.24
Heart Diseases	...	...	...	...	1.09	1.05	1.01	1.07
Phthisis Pulmonalis	...	...	...	...	36	17	35	56
Injuries	...	...	...	...	2.08	1.00	1.85	2.09
Suicidal Death	...	...	...	...	...	...	...	...
All other Causes	...	...	...	...	27.45	18.08	18.86	24.21
DEATH-RATE OF THE YEAR					27.45	18.08	18.86	24.21
IV.—MORTALITY RELATIVE TO THE NUMBER TREATED.								
Cholera	...	...	...	...	66.61	50.00	78.26	67.35
Enteric Fever	...	...	...	...	57.28	34.62	60.09	59.77
Intermittent and Continued Fevers	...	...	...	...	93	51	51	80
Apoplexy	...	...	...	...	35.67	50.00	50.91	41.80
Delirium Tremens	...	...	...	...	3.40	7.41	4.55	4.49
Dysentery	...	...	...	...	5.02	3.26	3.48	4.14
Hepatitis	...	...	...	...	4.21	6.55	5.29	4.64
Respiratory Diseases	...	...	...	...	1.70	1.3	1.34	1.36
Phthisis Pulmonalis	...	...	...	...	10.37	14.62	17.48	12.59

# EUROPEAN TROOPS, 1872.

## VI.

TABLE showing the SICKNESS and MORTALITY among the EUROPEAN TROOPS serving in BENGAL PROPER during the Year 1872, and the prevalence of the principal Diseases in each Month of the Year.

MONTHS.	Average Strength.	Average Number Daily Sick.	Number Daily Sick per 1,000 of Strength.	Number of Deaths.	Died per 1,000 of Strength.	CAUSES OF DEATH IN HOSPITAL.																Died out of Hospital.				
						Cholera.	Smallpox.	Enteric Fever.	Fever, Intermittent.	Fever, Remittent.	Fever, Continued.	Apoplexy.	Delirium Tremens.	Dysentery.	Diarrhoea.	Hepatitis.	Spleen Disease.	Respiratory Diseases.	Heart Diseases.	Phthisis Pulmonalis.	Dropsy.		Scurvy.	Atrophy and Anæmia.	Wounds and Accidents.	All other Causes.
January	1,820	112	61.6	1	...	...	...	...	...	1	...	...	...	...	...	...	...	...	...	...	...	...	...	...	...	...
February	1,832	114	62.2	2	...	...	...	...	...	1	...	...	...	...	...	...	...	...	...	...	...	...	...	...	...	...
March	1,865	109	58.5	...	...	...	...	...	...	...	...	...	...	...	...	...	...	...	...	...	...	...	...	...	...	...
April	2,015	122	60.6	2	...	...	...	...	...	...	...	...	...	...	...	...	...	...	...	...	...	...	...	...	...	...
May	2,013	149	74.0	6	...	...	...	...	...	...	...	...	...	...	...	...	...	...	...	...	...	...	...	...	...	...
June	2,007	143	71.2	1	...	...	...	...	...	...	...	...	...	...	...	...	...	...	...	...	...	...	...	...	...	...
July	1,894	143	71.7	6	...	1	...	...	...	...	...	...	...	...	...	...	...	...	...	...	...	...	...	...	1	1
August	1,884	148	74.6	3	...	...	...	...	...	1	...	...	...	...	...	...	...	...	...	...	...	...	...	...	1	...
September	1,974	144	72.9	3	...	...	...	...	...	...	...	...	...	...	...	...	...	...	...	...	...	...	...	...	...	2
October	1,954	121	61.9	6	...	...	...	...	...	2	...	...	...	...	...	...	...	...	...	...	...	...	...	...	...	...
November	2,116	114	53.9	3	...	1	...	...	...	...	...	...	...	...	...	...	...	...	...	...	...	...	...	...	1	1
December	2,018	114	56.5	3	...	...	...	...	...	1	...	...	...	...	...	...	...	...	...	...	...	...	...	...	...	1
						2	...	...	...	5	...	3	...	2	1	5	...	3	4	3	...	...	...	...	3	5
Died per 1,000 of the Average Strength.																										
For the year	1,974	128	64.8	36	18.23	1.01	...	...	2.53	1.52	...	1.01	.51	2.53	...	1.52	2.03	1.52	...	...	...	...	...	1.52	2.53	

CAUSES OF ADMISSIONS.	NUMBER OF ADMISSIONS INTO HOSPITAL IN EACH MONTH.												Total Admitted during the Year.	Admitted per 1,000 of Strength.	Died out of each hundred cases treated.
	Jan.	Feb.	March.	April.	May.	June.	July.	Aug.	Sept.	Oct.	Nov.	Dec.			
Dengue	...	...	7	198	309	71	60	36	1	...	...	...	690	344.5	...
Cholera	...	...	...	...	...	...	1	...	1	...	1	...	3	1.5	66.67
Smallpox	...	...	...	...	...	...	...	...	...	...	...	...	...	...	...
Enteric Fever	...	...	1	...	1	...	...	...	...	...	...	...	2	1.0	...
Fever, Intermittent	28	13	13	17	25	45	53	41	26	28	28	30	345	174.8	...
" Remittent	16	9	9	27	2	8	13	21	14	28	30	7	184	...	...
" Continued	12	11	19	40	22	37	71	63	20	17	13	23	328	259.4	98
Apoplexy	...	...	1	2	2	3	...	1	1	1	...	1	12	6.1	25.00
Delirium Tremens	...	...	...	...	...	...	...	2	1	...	1	...	4	2.0	...
Dysentery	7	5	10	9	8	6	15	18	15	11	8	11	123	62.3	1.63
Diarrhoea	14	4	1	6	14	6	19	19	21	9	2	8	123	62.3	81
Hepatitis	17	8	13	9	9	18	20	26	25	30	16	15	206	104.4	2.43
Spleen Disease	...	2	...	1	3	2	...	3	1	...	1	1	14	7.1	...
Respiratory Diseases	7	9	7	9	10	11	19	12	7	18	18	16	143	72.4	2.10
Phthisis Pulmonalis	1	1	4	5	2	3	7	7	3	6	2	...	48	24.3	6.25
Scurvy	...	...	...	...	...	...	...	...	...	1	...	...	1	.5	...
Rheumatism	7	3	5	6	16	18	15	15	12	10	9	9	125	63.3	...
Veneral Diseases	47	42	47	33	22	21	32	21	21	24	30	41	371	187.9	...
Eye Diseases	...	3	2	1	3	4	6	...	1	2	...	5	27	13.7	...
Abscess and Ulcer	13	16	9	10	14	19	19	12	15	9	12	6	154	78.0	...
Wounds and Accidents	26	26	25	28	21	16	23	8	17	17	20	18	245	124.1	...
All other Causes	24	23	27	36	24	36	63	60	43	62	45	26	469	237.6	50
	219	175	200	435	507	314	436	355	249	268	230	219	3,607		
Admitted per 1,000 of the Average Strength in each Month.															
	120.3	90.5	101.8	216.9	251.9	156.4	218.7	178.9	126.1	137.2	108.7	108.5	1827.2		



# EUROPEAN TROOPS, 1872.

## VII.

TABLE showing the SICKNESS and MORTALITY among the EUROPEAN TROOPS serving in the DINAPORE, BENARES, OUDE and CAWNPORE DISTRICTS during the Year 1872, and the prevalence of the principal Diseases in each Month of the Year.

MONTHS.	Average Strength.	Average Number Daily Sick.	Number Daily Sick per 1,000 of Strength.	Number of Deaths.	Died per 1,000 of Strength.	CAUSES OF DEATHS IN HOSPITAL.																		Died out of Hospital.																																																																																																																																																																																																																																																																																																																																																																																																																																																																																																																																																																																																																																																																																																																																																																																																																																																																																																																																												
						Cholera.	Smallpox.	Enteric Fever.	Fever, Intermittent.	Fever, Remittent.	Fever, Continued.	Apoplexy.	Delirium Tremens.	Dysentery.	Diarrhoea.	Hepatitis.	Spleen Disease.	Respiratory Diseases.	Heart Diseases.	Phthisis Pulmonalis.	Dropsy.	Scurvy.	Atrophy and Anæmia.		Wounds and Accidents.	All other Causes.																																																																																																																																																																																																																																																																																																																																																																																																																																																																																																																																																																																																																																																																																																																																																																																																																																																																																																																																										
January	7,520	407	54.1	11	...	...	...	...	...	...	...	...	...	...	...	...	...	...	...	...	...	...	...	...	...	...	...	...	...	...	...	...	...	...	...	...	...	...	...	...	...	...	...	...	...	...	...	...	...	...	...	...	...	...	...	...	...	...	...	...	...	...	...	...	...	...	...	...	...	...	...	...	...	...	...	...	...	...	...	...	...	...	...	...	...	...	...	...	...	...	...	...	...	...	...	...	...	...	...	...	...	...	...	...	...	...	...	...	...	...	...	...	...	...	...	...	...	...	...	...	...	...	...	...	...	...	...	...	...	...	...	...	...	...	...	...	...	...	...	...	...	...	...	...	...	...	...	...	...	...	...	...	...	...	...	...	...	...	...	...	...	...	...	...	...	...	...	...	...	...	...	...	...	...	...	...	...	...	...	...	...	...	...	...	...	...	...	...	...	...	...	...	...	...	...	...	...	...	...	...	...	...	...	...	...	...	...	...	...	...	...	...	...	...	...	...	...	...	...	...	...	...	...	...	...	...	...	...	...	...	...	...	...	...	...	...	...	...	...	...	...	...	...	...	...	...	...	...	...	...	...	...	...	...	...	...	...	...	...	...	...	...	...	...	...	...	...	...	...	...	...	...	...	...	...	...	...	...	...	...	...	...	...	...	...	...	...	...	...	...	...	...	...	...	...	...	...	...	...	...	...	...	...	...	...	...	...	...	...	...	...	...	...	...	...	...	...	...	...	...	...	...	...	...	...	...	...	...	...	...	...	...	...	...	...	...	...	...	...	...	...	...	...	...	...	...	...	...	...	...	...	...	...	...	...	...	...	...	...	...	...	...	...	...	...	...	...	...	...	...	...	...	...	...	...	...	...	...	...	...	...	...	...	...	...	...	...	...	...	...	...	...	...	...	...	...	...	...	...	...	...	...	...	...	...	...	...	...	...	...	...	...	...	...	...	...	...	...	...	...	...	...	...	...	...	...	...	...	...	...	...	...	...	...	...	...	...	...	...	...	...	...	...	...	...	...	...	...	...	...	...	...	...	...	...	...	...	...	...	...	...	...	...	...	...	...	...	...	...	...	...	...	...	...	...	...	...	...	...	...	...	...	...	...	...	...	...	...	...	...	...	...	...	...	...	...	...	...	...	...	...	...	...	...	...	...	...	...	...	...	...	...	...	...	...	...	...	...	...	...	...	...	...	...	...	...	...	...	...	...	...	...	...	...	...	...	...	...	...	...	...	...	...	...	...	...	...	...	...	...	...	...	...	...	...	...	...	...	...	...	...	...	...	...	...	...	...	...	...	...	...	...	...	...	...	...	...	...	...	...	...	...	...	...	...	...	...	...	...	...	...	...	...	...	...	...	...	...	...	...	...	...	...	...	...	...	...	...	...	...	...	...	...	...	...	...	...	...	...	...	...	...	...	...	...	...	...	...	...	...	...	...	...	...	...	...	...	...	...	...	...	...	...	...	...	...	...	...	...	...	...	...	...	...	...	...	...	...	...	...	...	...	...	...	...	...	...	...	...	...	...	...	...	...	...	...	...	...	...	...	...	...	...	...	...	...	...	...	...	...	...	...	...	...	...	...	...	...	...	...	...	...	...	...	...	...	...	...	...	...	...	...	...	...	...	...	...	...	...	...	...	...	...	...	...	...	...	...	...	...	...	...	...	...	...	...	...	...	...	...	...	...	...	...	...	...	...	...	...	...	...	...	...	...	...	...	...	...	...	...	...	...	...	...	...	...	...	...	...	...	...	...	...	...	...	...	...	...	...	...	...	...	...	...	...	...	...	...	...	...	...	...	...	...	...	...	...	...	...	...	...	...	...	...	...	...	...	...	...	...	...	...	...	...	...	...	...	...	...	...	...	...	...	...	...	...	...	...	...	...	...	...	...	...	...	...	...	...	...	...	...	...	...	...	...	...	...	...	...	...	...	...	...	...	...	...	...	...	...	...	...	...	...	...	...	...	...	...	...	...	...	...	...	...	...	...	...	...	...	...	...	...	...	...	...	...	...	...	...	...	...	...	...	...	...	...	...	...	...	...	...	...	...	...	...	...	...	...	...	...	...	...	...	...	...	...	...	...	...	...	...	...	...	...	...	...	...	...	...	...	...	...

# EUROPEAN TROOPS, 1872.

## VIII.

TABLE showing the SICKNESS and MORTALITY among the EUROPEAN TROOPS serving in the MEERUT and ROHILCUND DISTRICTS during the Year 1872, and the prevalence of the principal Diseases in each Month of the Year.

MONTHS.	Average Strength.	Average Number Daily Sick.	Number Daily Sick per 1,000 of Strength.	Number of Deaths.	Died per 1,000 of Strength.	CAUSES OF DEATHS IN HOSPITAL.																	Died out of Hospital.			
						Cholera.	Smallpox.	Enteric Fever.	Fever, Intermittent.	Fever, Remittent.	Fever, Continued.	Apoplexy.	Delirium Tremens.	Dysentery.	Diarrhea.	Hepatitis.	Spleen Disease.	Respiratory Diseases.	Heart Diseases.	Phthisis Pulmonalis.	Dropsy.	Scurvy.		Atrophy and Anæmia.	Wounds and Accidents.	All other Causes.
January	4,305	216	50.2	5	...	...	...	...	...	...	...	...	...	...	...	...	...	...	...	...	...	...	...	1	...	
February	4,482	200	44.6	6	...	...	...	...	...	...	...	...	1	...	...	...	12	...	1	1	...	1	...	3	...	
March	4,480	206	46.0	8	...	...	...	...	...	...	...	...	...	...	1	...	1	2	3	...	...	...	...	1	...	
April	4,378	214	49.5	2	...	...	...	...	...	...	...	...	...	...	...	...	1	...	...	...	...	...	...	1	...	
May	4,213	237	56.2	5	...	...	...	1	...	1	...	...	...	...	...	...	12	...	...	...	...	...	...	1	...	
June	4,178	238	56.9	6	...	...	...	...	...	...	...	...	...	...	...	...	...	...	...	...	...	...	...	1	...	
July	4,176	231	55.3	3	...	...	...	...	...	...	...	...	...	...	...	...	...	...	...	...	...	...	...	...	...	
August	4,171	263	63.0	14	...	7	...	1	...	1	...	...	1	...	...	...	...	...	...	...	...	...	...	...	...	
September	4,114	315	76.6	59	...	42	...	3	...	...	...	...	...	...	...	...	...	...	...	...	...	...	...	1	...	
October	4,081	310	76.0	17	...	...	...	...	...	...	...	...	...	...	...	...	...	...	...	...	...	...	...	3	1	
November	3,599	189	52.5	12	...	...	...	1	...	1	...	...	...	...	...	...	...	...	...	...	...	...	...	2	1	
December	3,300	172	52.1	3	...	...	...	...	...	...	...	...	...	...	...	...	...	...	...	...	...	...	...	1	1	
						49	...	7	...	7	4	5	4	10	4	11	...	11	4	5	...	1	...	1	13	4
Died per 1,000 of the Average Strength.																										
For the year	4,119	233	56.6	140	33.98	11.90	...	1.70	2.67	1.21	.97	2.43	.97	2.67	...	2.67	.97	1.21	...	.24	...	.21	...	3.16	.97	...

CAUSES OF ADMISSIONS.	NUMBER OF ADMISSIONS INTO HOSPITAL IN EACH MONTH.												Total Admitted during the Year.	Admitted per 1,000 of Strength.	Died out of each hundred cases treated.													
	Jan.	Feb.	March.	April.	May.	June.	July.	Aug.	Sept.	Oct.	Nov.	Dec.																
Dysentery	...	...	...	...	1	...	...	1	207	166	44	35	454	110.2	...													
Cholera	...	...	...	...	...	...	...	13	50	...	...	...	72	17.5	68.06													
Smallpox	...	...	...	1	...	1	...	...	...	...	...	...	2	...	...													
Enteric Fever	...	...	...	1	2	...	1	...	3	3	1	...	12	2.9	58.33													
Fever, Intermittent	61	67	75	111	137	100	126	273	186	343	122	68	1,609	405.2	2.17													
" Remittent	2	2	3	6	7	9	9	19	9	13	6	3	88	...	...													
" Continued	1	9	13	26	18	48	50	55	97	88	19	4	419	123.1	...													
Apoplexy	...	1	...	3	1	7	9	6	3	1	1	...	32	7.8	15.63													
Delirium Tremens	4	4	1	1	1	1	3	4	4	1	3	...	27	6.6	14.82													
Dysentery	27	2	5	8	12	10	9	26	35	37	29	11	262	49.6	4.95													
Diarrhoea	28	10	19	32	11	14	31	64	59	43	14	10	335	81.3	1.19													
Hepatitis	17	12	19	26	22	22	17	22	14	23	11	23	228	55.3	4.83													
Spleen Disease	2	2	3	6	3	7	7	8	5	5	2	2	52	12.6	...													
Respiratory Diseases	30	49	42	45	37	43	34	28	35	33	27	21	422	102.5	2.37													
Phthisis Pulmonalis	3	1	3	1	2	...	2	5	...	3	...	3	23	5.6	21.74													
Scurvy	...	...	...	...	1	...	1	1	1	1	...	...	5	1.2	20.00													
Rheumatism...	50	39	31	31	21	23	26	38	15	46	29	25	365	88.6	...													
Veneral Diseases	95	95	65	81	40	53	57	35	44	38	28	38	609	162.4	...													
Eye Diseases	8	8	3	9	16	4	7	5	6	5	6	6	83	20.2	...													
Abscess and Ulcer	34	39	36	46	36	37	46	27	19	23	15	26	384	93.2	...													
Wounds and Accidents	40	38	22	44	26	36	31	28	14	11	18	28	346	84.0	...													
All other Causes	62	71	66	78	61	50	88	64	48	87	61	48	794	192.8	...													
																6,683												
Admitted per 1,000 of the Average Strength in each Month.																												
																110.1	100.2	90.6	128.0	108.0	111.3	132.7	173.3	212.2	237.7	113.7	100.4	162.5



# EUROPEAN TROOPS, 1872.

## IX.

TABLE showing the SICKNESS and MORTALITY among the EUROPEAN TROOPS serving in the AGRA DISTRICT and in CENTRAL INDIA during the Year 1872, and the prevalence of the principal Diseases in each Month of the Year.

MONTHS.	Average Strength.	Average Number Daily Sick.	Number Daily Sick per 1,000 of Strength.	Number of Deaths.	Died per 1,000 of Strength.	CAUSES OF DEATHS IN HOSPITAL.																	Died out of Hospital.				
						Cholera.	Smallpox.	Enteric Fever.	Fever, Intermittent.	Fever, Remittent.	Fever, Continued.	Apoplexy.	Delirium Tremens.	Dysentery.	Diarrhoea.	Hepatitis.	Spleen Disease.	Respiratory Diseases.	Heart Diseases.	Phthisis Pulmonalis.	Dropsy.	Scurvy.		Atrophy and Anæmia.	Wounds and Accidents.	All other Causes.	
January	4,330	251	57.2	4	...	...	...	...	...	...	...	...	...	...	...	...	...	...	...	...	...	...	...	...	...	...	
February	4,194	228	54.4	12	...	...	...	...	...	...	...	...	...	...	...	...	...	...	...	...	...	...	...	...	...	...	
March	4,207	208	49.1	1	...	...	...	...	...	...	...	...	...	...	...	...	...	...	...	...	...	...	...	...	...	...	
April	4,263	185	43.4	3	...	...	...	...	...	...	...	...	...	...	...	...	...	...	...	...	...	...	...	...	...	...	
May	4,262	203	47.6	7	...	...	...	...	...	...	...	...	...	...	...	...	...	...	...	...	...	...	...	...	...	...	
June	4,245	198	46.6	17	...	...	...	...	...	...	...	...	...	...	...	...	...	...	...	...	...	...	...	...	...	...	
July	4,234	196	46.3	7	...	...	...	...	...	...	...	...	...	...	...	...	...	...	...	...	...	...	...	...	...	...	
August	4,224	227	53.8	4	...	...	...	...	...	...	...	...	...	...	...	...	...	...	...	...	...	...	...	...	...	...	
September	4,216	297	70.4	8	...	...	...	...	...	...	...	...	...	...	...	...	...	...	...	...	...	...	...	...	...	...	
October	4,169	277	66.0	7	...	...	...	...	...	...	...	...	...	...	...	...	...	...	...	...	...	...	...	...	...	...	
November	4,064	209	51.4	1	...	...	...	...	...	...	...	...	...	...	...	...	...	...	...	...	...	...	...	...	...	...	
December	4,062	167	41.1	4	...	...	...	...	...	...	...	...	...	...	...	...	...	...	...	...	...	...	...	...	...	...	
						20	...	1	2	1	...	6	...	3	...	10	...	3	5	5	...	...	...	...	5	4	
Died per 1,000 of the Average Strength.																											
For the year	4,213	220	52.2	65	15.43	4.75	...	24	71	1.41	...	71	...	238	...	71	1.19	1.19	...	...	...	...	...	...	1.19	95	

CAUSES OF ADMISSIONS.	NUMBER OF ADMISSIONS INTO HOSPITAL IN EACH MONTH.												Total Admitted during the Year.	Admitted per 1,000 of Strength.	Died out of each hundred cases treated.
	Jan.	Feb.	March.	April.	May.	June.	July.	Aug.	Sept.	Oct.	Nov.	Dec.			
Dengue	...	...	...	...	...	...	...	6	176	149	38	8	377	89.5	...
Cholera	...	...	...	...	5	16	5	5	2	...	...	...	33	7.9	60.60
Smallpox	...	...	...	...	...	...	...	...	...	...	...	...	...	...	...
Enteric Fever	...	...	...	...	...	...	...	...	...	...	...	...	...	...	...
Fever, Intermittent	211	146	115	128	134	119	154	157	315	367	254	152	2,251	534.3	33.33
" Remittent	15	21	19	18	3	6	7	5	15	17	9	3	138	33.3	...
" Continued	20	10	13	21	27	29	41	53	70	41	11	14	350	84.5	20
Apoplexy	...	...	...	...	1	10	1	1	1	...	1	...	15	3.6	40.00
Delirium Tremens	...	...	...	...	2	1	5	2	...	...	...	...	17	4.0	...
Dysentery	...	...	...	...	5	6	9	18	9	...	...	...	99	23.5	3.01
Diarrhoea	29	11	8	7	5	18	36	33	21	19	5	...	199	47.2	...
Hepatitis	8	11	5	15	12	11	16	15	21	21	12	8	155	36.8	6.45
Spleen Disease	3	3	3	1	1	4	3	2	3	4	2	3	32	7.6	...
Respiratory Diseases	23	31	24	20	29	17	39	13	10	27	17	22	272	64.5	1.10
Phthisis Pulmonalis	3	3	2	...	5	3	3	2	7	3	3	6	40	9.5	12.50
Scurvy	...	...	...	...	...	1	...	...	...	1	1	...	3	0.7	...
Rheumatism	38	33	35	32	29	19	32	29	25	22	13	19	308	73.1	...
Veneral Diseases	167	83	77	78	49	44	62	41	33	42	31	26	663	157.4	...
Eye Diseases	13	8	9	4	7	4	6	8	5	9	3	4	89	21.6	...
Abscess and Ulcer	27	24	20	31	21	22	24	18	21	19	23	16	268	63.6	...
Wounds and Accidents	41	22	27	31	23	17	21	17	10	20	16	33	289	68.6	...
All other Causes	47	59	54	41	47	39	52	60	38	54	35	39	559	132.7	...
	506	461	410	439	396	386	509	476	785	835	480	369	6,151		
Admitted per 1,000 of the Average Strength in each Month.															
	135.8	110.6	98.0	103.0	92.9	90.9	129.2	112.7	186.2	198.9	118.1	90.8	140.0		

# EUROPEAN TROOPS, 1872.

## X.

TABLE showing the SICKNESS and MORTALITY among the EUROPEAN TROOPS serving in the PUNJAB during the Year 1872, and the prevalence of the principal Diseases in each Month of the Year.

MONTHS.	Average Strength.	Average Number Daily Sick.	Number Daily Sick per 1,000 of Strength.	Number of Deaths.	Died per 1,000 of Strength.	CAUSES OF DEATHS IN HOSPITAL.																	Died out of Hospital.			
						Cholera.	Smallpox.	Enteric Fever.	Fever, Intermittent.	Fever, Remittent.	Fever, Continued.	Apoplexy.	Delirium Tremens.	Dysentery.	Diarrhoea.	Hepatitis.	Spleen Disease.	Respiratory Diseases.	Heart Diseases.	Phthisis Pulmonalis.	Dropsy.	Scurvy.		Atrophy and Anæmia.	Wounds and Accidents.	All other Causes.
January	13,172	634	48.1	24	...	...	3	...	...	...	...	...	...	1	...	...	...	6	...	...	...	...	...	...	1	...
February	12,695	632	49.8	13	...	...	1	...	...	...	...	...	...	...	...	...	...	3	...	...	...	...	...	...	...	...
March	13,178	594	45.1	6	...	...	1	...	...	...	...	...	...	...	...	...	...	...	...	...	...	...	...	...	...	...
April	12,352	545	44.1	11	...	...	...	...	...	...	...	...	...	...	...	...	...	...	...	...	...	...	...	...	...	...
May	11,314	573	50.7	22	...	...	3	...	...	...	...	...	...	...	...	...	...	...	...	...	...	...	...	...	...	...
June	11,118	628	56.5	30	...	...	...	...	...	...	...	...	...	...	...	...	...	...	...	...	...	...	...	...	...	...
July	11,051	601	54.4	26	...	...	...	...	...	...	...	...	...	...	...	...	...	...	...	...	...	...	...	...	...	...
August	10,974	674	61.4	114	...	...	91	...	...	...	...	...	...	...	...	...	...	...	...	...	...	...	...	...	...	...
September	10,849	763	70.3	47	...	...	18	...	...	...	...	...	...	...	...	...	...	...	...	...	...	...	...	...	...	...
October	11,563	845	73.1	69	...	...	45	...	...	...	...	...	...	...	...	...	...	...	...	...	...	...	...	...	...	...
November	12,746	915	71.8	18	...	...	2	...	1	3	...	...	...	...	...	...	...	...	...	...	...	...	...	...	...	...
December	14,402	849	58.9	13	...	...	...	...	...	...	...	...	...	...	...	...	...	...	...	...	...	...	...	...	...	...
						168	5	33	1	20	6	25	1	23	1	22	1	17	17	12	...	...	1	2	14	24
Died per 1,000 of the Average Strength.																										
For the year	12,118	688	56.8	393	32.43	13.86	.41	2.72	2.23	2.06	.08	1.90	.08	1.82	.08	1.40	1.40	1.00	...	...	...	...	.08	.17	1.16	1.98

CAUSES OF ADMISSIONS.	NUMBER OF ADMISSIONS INTO HOSPITAL IN EACH MONTH.												Total Admitted during the Year.	Admitted per 1,000 of Strength.	Died out of each hundred cases treated.
	Jan.	Feb.	March.	April.	May.	June.	July.	Aug.	Sept.	Oct.	Nov.	Dec.			
	...	...	...	...	...	...	...	...	...	...	...	...			
Dengue	...	...	...	...	...	...	...	...	...	9	69	3	81	6.7	...
Cholera	...	...	...	1	3	...	8	143	18	61	...	...	234	19.3	71.80
Smallpox	4	4	2	1	...	2	3	...	...	...	...	...	17	1.4	29.41
Enteric Fever	3	2	...	1	8	10	6	...	6	...	...	...	47	3.9	70.21
Fever, Intermittent	167	160	114	147	125	140	161	312	675	1,187	1,236	926	5,180	427.5	...
" Remittent	9	8	2	18	30	43	46	90	345	497	247	133	1,468	...	...
" Continued	53	59	66	154	256	318	287	321	451	321	148	57	2,491	326.7	...
Apoplexy	...	...	2	1	1	27	5	12	3	1	...	...	53	4.4	47.17
Delirium Tremens	2	2	1	6	7	2	5	7	8	9	6	...	61	5.0	1.64
Dysentery	14	10	9	23	32	19	32	42	82	63	37	27	390	32.2	5.90
Diarrhoea	43	28	25	79	65	50	89	212	113	112	51	62	919	75.8	1.11
Hepatitis	36	42	36	45	37	67	73	50	65	71	71	57	650	53.6	3.38
Spleen Disease	7	14	2	5	2	5	5	7	2	12	9	11	81	6.7	1.23
Respiratory Diseases	156	160	79	73	58	47	73	69	43	81	111	126	1,016	83.8	1.67
Phthisis Pulmonalis	9	5	3	7	6	9	7	6	10	13	12	17	163	13.5	11.65
Scurvy	1	...	...	1	...	...	1	...	...	...	...	...	1	...	...
Rheumatism	77	64	56	55	37	...	56	...	...	...	61	60	644	53.1	...
Veneral Diseases	497	215	254	354	151	149	120	104	85	128	103	158	2,228	183.9	...
Eye Diseases	22	17	22	25	30	19	19	33	45	34	18	16	330	24.8	...
Abscess and Ulcer	121	70	71	71	67	72	115	65	69	78	77	80	936	77.3	...
Wounds and Accidents	116	82	136	113	92	97	71	63	78	80	84	125	1,137	93.8	...
All other Causes	142	115	124	177	148	226	254	214	188	207	193	178	2,166	178.7	...
	1,379	937	1,004	1,357	1,154	1,343	1,336	1,783	2,225	3,019	2,535	2,035	20,207	...	...
Admitted per 1,000 of the Average Strength in each Month.															
	104.7	73.8	76.2	109.9	102.0	120.8	129.9	162.5	205.1	261.0	198.9	141.3	1667.5	...	...



# EUROPEAN TROOPS, 1872.

## XI.

TABLE showing the SICKNESS and MORTALITY among the EUROPEAN TROOPS occupying the HILL STATIONS of the BENGAL PRESIDENCY during the Year 1872, and the prevalence of the principal Diseases in each Month of the Year.

MONTHS.	Average Strength.	Average Number Daily Sick.	Number Daily Sick per 1,000 of Strength.	Number of Deaths.	Died per 1,000 of Strength.	CAUSES OF DEATHS IN HOSPITAL.																Died out of Hospital.					
						Cholera.	Smallpox.	Enteric Fever.	Fever, Intermittent.	Fever, Remittent.	Fever, Continued.	Apoplexy.	Delirium Tremens.	Dysentery.	Diarrhoea.	Hepatitis.	Spleen Disease.	Respiratory Diseases.	Heart Disease.	Phthisis Pulmonalis.	Dropsy.		Scurvy.	Atrophy and Anæmia.	Wounds and Accidents.	All other Causes.	
January	2,295	102	44.4	2	...	...	...	1	...	...	...	...	...	...	...	...	...	...	...	...	...	...	...	1	...		
February	2,401	99	40.2	...	...	...	...	...	...	...	...	...	...	1	...	...	...	...	...	...	...	...	...	2	...		
March	3,193	147	46.0	1	...	...	...	...	...	...	...	...	...	...	...	...	...	...	...	...	...	...	...	...	...		
April	3,585	140	39.1	...	...	...	...	...	...	...	...	...	...	...	...	...	...	...	...	...	...	...	...	...	...		
May	4,238	191	45.0	5	...	...	...	1	...	...	...	...	...	...	...	...	...	...	...	...	...	...	...	1	...		
June	4,294	193	44.9	5	...	...	...	1	...	...	...	...	...	1	1	...	...	...	...	...	...	...	...	2	...		
July	4,290	214	49.9	6	...	1	...	...	...	...	...	...	...	...	...	...	...	...	...	...	...	...	...	1	...		
August	4,271	188	44.0	22	...	17	...	1	...	...	...	...	...	...	...	...	...	...	...	...	...	...	1	...			
September	4,255	179	42.1	9	...	1	...	1	...	...	...	...	...	3	1	1	...	...	...	...	...	...	...	1	...		
October	3,622	145	40.0	7	...	2	...	2	...	...	...	...	...	...	...	1	...	...	...	...	...	...	...	1	...		
November	2,228	83	37.3	1	...	...	...	...	...	...	...	...	...	...	...	...	...	...	...	...	...	...	...	...	...		
December	1,819	61	33.5	1	...	...	...	...	...	...	...	...	...	1	...	...	...	...	...	...	...	...	...	...	...		
						21	...	8	1	...	1	...	...	10	2	2	...	2	1	1	...	...	1	...	9	2	
Died per 1,000 of the Average Strength.																											
For the year	3,379	145	42.9	61	18.06	6.22	...	2.37	...	...	...	...	...	1.96	...	...	...	...	...	...	...	...	...	...	2.66	...	

CAUSES OF ADMISSIONS.	NUMBER OF ADMISSIONS INTO HOSPITAL IN EACH MONTH.												Total Admitted during the Year.	Admitted per 1,000 of Strength.	Died out of each hundred cases treated.	
	Jan.	Feb.	March.	April.	May.	June.	July.	Aug.	Sept.	Oct.	Nov.	Dec.				
Dengue	...	...	...	...	...	...	...	...	...	...	...	...	...	...	...	...
Cholera	...	...	...	...	...	...	...	...	...	...	...	...	...	...	...	...
Smallpox	...	...	...	...	...	...	...	...	...	...	...	...	...	...	...	...
Enteric Fever	...	...	...	...	...	...	...	...	...	...	...	...	...	...	...	...
Fever, Intermittent	17	13	15	20	44	29	35	17	22	12	12	12	248	73.4	100.00	
Remittent	...	...	...	...	...	...	...	...	...	...	...	...	7	2.1	...	
Continued	3	1	2	7	21	12	28	16	23	14	2	8	137	41.7	...	
Apoplexy	...	...	...	...	...	...	...	...	...	...	...	...	1	...	...	
Delirium Tremens	...	...	...	...	...	...	...	...	...	...	...	...	...	...	...	
Dysentery	4	3	1	2	13	17	11	6	5	7	3	3	75	22.2	13.33	
Diarrhoea	20	13	21	18	22	37	68	64	17	10	4	5	299	88.5	...	
Hepatitis	4	2	11	9	12	15	14	8	12	10	5	3	105	31.1	1.90	
Spleen Disease	...	...	...	...	...	...	...	...	...	...	...	...	9	2.6	...	
Respiratory Diseases	19	26	27	24	39	17	14	13	16	20	17	14	246	72.8	...	
Phthisis Pulmonalis	...	1	1	1	1	1	4	1	4	2	...	2	18	5.4	5.55	
Scurvy	...	...	...	...	...	...	...	...	...	...	...	...	3	...	...	
Rheumatism	28	16	18	15	25	17	32	13	24	14	9	10	221	65.4	...	
Veneral Diseases	30	42	80	47	62	54	53	65	45	21	24	22	645	161.3	...	
Eye Diseases	2	4	...	3	7	6	3	1	3	5	...	...	34	10.0	...	
Abscess and Ulcer	17	20	13	21	21	14	15	11	17	10	5	5	169	50.0	...	
Wounds and Accidents	27	32	24	25	27	22	28	17	25	30	13	16	286	84.6	...	
All other Causes	34	23	...	39	47	52	37	29	55	39	13	21	411	121.6	...	
	205	196	238	231	347	298	350	292	272	204	107	121	2,801			
Admitted per 1,000 of the Average Strength in each Month.																
	89.3	79.6	74.5	64.4	81.9	69.4	81.6	68.4	63.9	56.3	48.0	60.5	80.7			

# EUROPEAN TROOPS, 1872.

## XII.

TABLE showing the SICKNESS and MORTALITY among the EUROPEAN SOLDIERS occupying the HILL CONVALESCENT DEPOTS of the BENGAL PRESIDENCY during the HOT SEASON of 1872, and the prevalence of the principal Diseases in each Month of the Year.

MONTHS.	Average Strength.	Average Number Daily Sick.	Number Daily Sick per 1,000 of Strength.	Number of Deaths.	Died per 1,000 of Strength.	CAUSES OF DEATHS IN HOSPITAL.																	Died out of Hospital.			
						Cholera.	Smallpox.	Enteric Fever.	Fever, Intermittent.	Fever, Remittent.	Fever, Continued.	Apoplexy.	Delirium Tremens.	Dysentery.	Diarrhoea.	Hepatitis.	Spleen Disease.	Respiratory Diseases.	Heart Disease.	Phthisis Pulmonalis.	Dropsy.	Scurvy.		Atrophy and Anæmia.	Wounds and Accidents.	All other Causes.
January	419	39	...	42	...	...	...	...	...	...	...	...	...	...	1	...	1	...	...	...	...	...	...	...	...	
February	223	13	...	...	...	...	...	...	...	...	...	...	...	...	1	...	...	...	...	...	...	...	...	...	...	
March	96	12	...	...	...	...	...	...	...	...	...	...	...	...	...	...	...	...	...	...	...	...	...	...	...	
April	1,774	169	95.3	3	...	...	...	...	...	...	...	...	...	...	...	...	...	...	...	...	...	...	...	...	...	
May	2,198	233	106.0	6	...	...	...	...	...	...	...	...	...	...	1	...	1	...	...	...	...	...	...	...	...	
June	2,318	239	99.2	2	...	...	...	...	...	...	...	...	...	...	1	...	...	...	...	...	...	...	...	...	...	
July	2,329	226	97.1	13	...	6	...	...	...	...	...	...	...	...	...	...	...	...	...	...	...	...	...	...	...	
August	2,325	231	99.4	17	...	15	...	...	...	...	...	...	...	...	1	...	...	...	...	...	...	...	...	...	...	
September	2,296	212	92.3	20	...	15	...	...	...	...	...	...	...	...	1	...	...	...	...	...	...	...	...	...	...	
October	2,115	183	86.5	42	...	...	...	...	...	...	...	...	...	...	...	...	...	...	...	...	...	...	...	...	...	
November	1,684	136	...	...	...	...	...	...	...	...	...	...	...	...	...	...	...	...	...	...	...	...	...	...	...	
December	1,131	77	...	2	...	...	...	...	...	...	...	...	...	...	...	...	...	...	...	...	...	...	...	...	...	
						36	...	...	2	...	1	...	4	...	12	...	4	1	2	...	...	...	...	1	4	2
Died per 1,000 of the Average Strength.																										
For the season...	2,329*	212	92.7	60	29.74†	15.51	...	...	...	...	...	...	...	...	...	...	...	...	...	...	...	...	...	...	...	...

CAUSES OF ADMISSIONS.	NUMBER OF ADMISSIONS INTO HOSPITAL IN EACH MONTH.												Total Admitted during the Year.	Admitted per 1,000 of Strength (April to October, 7 months).	Died out of each hundred cases treated.	
	Jan.	Feb.	March	April	May	June	July	Aug.	Sept.	Oct.	Nov.	Dec.				
Dengue	...	...	...	...	...	...	...	...	...	...	...	...	...	...	...	
Cholera	...	...	...	...	...	...	11	26	23	...	...	...	...	60	25.9	69.00
Smallpox	...	...	...	...	...	...	...	...	...	...	...	...	...	...	...	...
Enteric Fever	...	...	...	...	...	...	...	...	...	...	...	...	...	...	...	...
Fever, Intermittent	1	...	7	104	79	84	67	49	30	34	12	16	...	180	191.4	...
" Remittent	...	...	...	4	2	4	10	1	4	2	2	1	...	30	...	...
" Continued	...	...	...	...	...	...	...	...	...	...	...	...	...	...	...	...
Apoplexy	3	1	...	16	20	4	3	5	...	...	1	5	...	58	32.3	2.27
Delirium Tremens	...	...	...	...	...	...	1	...	...	...	...	...	...	1	4	...
Dysentery	1	...	...	...	...	...	3	...	...	...	...	...	...	8	3.0	...
Diarrhoea	...	...	3	11	6	10	4	3	4	2	...	2	...	46	17.2	8.70
Hepatitis	2	...	1	20	7	13	122	47	33	22	5	1	...	273	113.8	...
Spleen Disease	3	1	2	39	21	21	28	28	22	25	12	6	...	208	79.3	5.77
Respiratory Diseases	...	...	...	1	...	1	...	3	...	...	...	...	...	15	5.2	...
Phthisis Pulmonalis	10	4	...	35	18	17	13	22	17	21	16	12	...	196	61.7	2.15
Scurvy	1	...	...	5	2	4	5	...	3	4	3	1	...	28	9.9	7.14
Rheumatism	...	1	...	...	...	...	...	...	...	...	...	...	...	...	...	...
Veneral Diseases	...	...	...	25	9	20	...	9	16	13	...	15	...	143	47.8	...
Eye Diseases	7	1	7	126	58	41	54	39	34	51	18	9	...	445	173.7	...
Abscess and Ulcer	...	...	...	11	4	...	3	1	6	4	3	2	...	35	12.5	...
Wounds and Accidents	3	...	5	32	23	16	17	10	11	14	11	7	...	149	53.0	...
All other Causes	...	1	2	13	9	12	11	10	9	14	11	8	...	100	33.6	...
	10	5	...	64	40	47	52	64	65	60	30	15	...	452	169.0	...
	49	14	39	503	300	295	427	317	281	295	134	101	2,717			
Admitted per 1,000 of the Average Strength in each Month.																
...	...	...	...	283.5	136.5	127.3	183.4	136.3	122.4	125.6	...	...	...	1629.7		

\* The average strength of the season of full occupation—June, July, and August.  
† The ratio for all deaths which occurred during the year, calculated on the strength for the season of occupation.



# EUROPEAN TROOPS, 1872.

## XIII.

TABLE showing the SICKNESS and MORTALITY among the EUROPEAN TROOPS serving in RAJPOOTANA, MALWA, SCINDE and ADEN during the Year 1872, and the prevalence of the principal Diseases in each Month of the Year.

MONTHS.	Average Strength.	Average Number Daily Sick.	Number Daily Sick per 1,000 of Strength.	Number of Deaths.	Died per 1,000 of Strength.	CAUSES OF DEATHS IN HOSPITAL.																	Died out of Hospital.				
						Cholera.	Smallpox.	Enteric Fever.	Fever, Intermittent.	Fever, Remittent.	Fever, Continued.	Apoplexy.	Delirium Tremens.	Dysentery.	Diarrhoea.	Hepatitis.	Spleen Disease.	Respiratory Diseases.	Heart Diseases.	Phthisis Pulmonalis.	Dropsy.	Scurvy.		Atrophy and Anæmia.	Wounds and Accidents.	All other Causes.	
January	5,662	295	52.1	5	...	...	...	...	...	...	...	...	...	...	1	...	1	...	3	...	...	...	...	...	...	...	
February	5,527	267	48.3	10	...	...	...	1	...	...	...	...	...	...	...	...	1	...	1	...	...	...	...	...	1	4	
March	5,519	231	41.9	...	...	...	...	...	...	...	...	...	...	...	...	...	...	...	...	...	...	...	...	...	...	...	
April	5,544	232	41.8	6	...	...	...	1	...	...	...	...	...	...	...	...	1	...	...	...	...	...	...	...	...	1	
May	5,597	239	41.2	10	...	...	...	...	...	...	...	...	...	...	...	...	...	...	...	...	...	...	...	...	...	1	
June	5,767	247	42.8	21	...	...	...	...	...	...	...	...	...	...	...	...	...	...	...	...	...	...	...	...	...	1	
July	5,748	284	49.4	14	...	...	...	...	...	...	...	...	...	...	...	...	...	...	...	...	...	...	...	...	...	3	
August	5,747	311	54.1	18	...	...	...	...	...	...	...	...	...	...	...	...	...	...	...	...	...	...	...	...	...	...	
September	5,739	385	67.1	29	...	...	...	...	...	...	...	...	...	...	...	...	...	...	...	...	...	...	...	...	...	...	
October	5,724	426	74.4	...	...	...	...	...	...	...	...	...	...	...	...	...	...	...	...	...	...	...	...	...	...	...	
November	5,411	385	71.2	10	...	...	...	...	...	...	...	...	...	...	...	...	...	...	...	...	...	...	...	...	...	...	
December	5,975	396	66.2	9	...	...	...	...	...	...	...	...	...	...	...	...	...	...	...	...	...	...	...	...	...	...	
						27	...	16	2	1	3	22	1	5	...	12	...	5	4	12	...	...	...	...	10	14	
Died per 1,000 of the Average Strength.																											
For the year	5,567	394	54.4	134	23.98	4.83	...	2.86	1.07	3.94	18	7.89	...	2.15	...	8.9	7.2	2.15	...	...	...	...	...	...	1.79	2.51	

CAUSES OF ADMISSIONS.	NUMBER OF ADMISSIONS INTO HOSPITAL IN EACH MONTH.												Total Admitted during the Year.	Admitted per 1,000 of Strength.	Died out of each hundred cases treated.
	Jan.	Feb.	March.	April.	May.	June.	July.	Aug.	Sept.	Oct.	Nov.	Dec.			
Dengue	...	...	3	7	199	155	511	104	7	54	99	122	1,252	224.1	...
Cholera	...	...	...	3	3	2	6	19	12	...	...	...	36	6.1	75.00
Smallpox	...	...	...	...	1	...	...	...	...	...	...	...	1	...	...
Enteric Fever	...	2	...	...	...	...	...	...	...	...	...	...	...	...	...
Fever, Intermittent	91	72	84	134	101	115	126	281	553	1,177	660	510	3,604	608.7	69.56
" Remittent	5	6	4	2	3	...	6	3	39	44	2	3	117	...	95
" Continued	7	9	16	36	24	109	72	54	66	58	40	27	518	113.7	63
Apoplexy	...	...	...	...	4	25	5	2	2	3	1	...	42	7.5	52.38
Delirium Tremens	4	2	...	...	2	1	8	4	6	5	1	...	37	6.6	2.70
Dysentery	19	8	2	10	4	7	17	38	22	23	14	16	171	30.6	2.92
Diarrhoea	31	21	23	33	23	22	39	89	37	38	12	27	386	69.1	...
Hepatitis	16	9	3	17	20	14	24	19	29	25	16	27	210	37.6	5.71
Spleen Disease	1	2	1	3	4	2	...	...	1	1	1	4	20	3.6	...
Respiratory Diseases	49	17	13	22	16	14	25	7	15	22	14	34	259	42.8	2.09
Phthisis Pulmonalis	3	1	7	...	2	5	7	6	2	4	5	7	48	8.6	23.00
Scurvy	1	1	...	...	...	...	...	...	...	...	...	...	2	...	...
Rheumatism	23	14	8	16	18	16	24	24	18	19	13	24	217	38.8	...
Veneral Diseases	147	106	93	90	54	54	53	48	43	52	43	65	854	152.9	...
Eye Diseases	7	12	9	7	8	5	5	10	9	16	4	6	98	17.6	...
Abscess and Ulcer	54	39	41	53	43	52	62	45	44	34	37	32	536	96.0	...
Wounds and Accidents	59	38	26	58	34	35	52	34	31	41	28	32	468	83.8	...
All other Causes	66	34	54	70	52	87	97	88	75	69	42	47	797	142.7	...
	567	393	387	578	617	720	1,139	858	1,014	1,085	1,024	994	9,976		
Admitted per 1,000 of the Average Strength in each Month.															
	100.1	71.1	70.1	104.3	110.4	124.8	198.2	140.3	176.7	204.4	189.2	105.9	175.56		



# EUROPEAN TROOPS, 1872.

## XIV.

TABLE showing the SICKNESS and MORTALITY among the EUROPEAN TROOPS serving in the DECCAN and in NAGPORE during the Year 1872, and the prevalence of the principal Diseases in each Month of the Year.

(The Garrison of Bombay, drawn chiefly from Regiments serving in the Deccan, is included in this Statement.)

MONTHS.	Average Strength.	Average Number Daily Sick.	Number Daily Sick per 1,000 of Strength.	Number of Deaths.	Died per 1,000 of Strength.	CAUSES OF DEATHS IN HOSPITAL.																	Died out of Hospital.				
						Cholera.	Smallpox.	Enteric Fever.	Fever, Intermittent.	Fever, Remittent.	Fever, Continued.	Apoplexy.	Delirium Tremens.	Dysentery.	Diarrhoea.	Hepatitis.	Spleen Disease.	Respiratory Diseases.	Heart Diseases.	Phthisis Pulmonalis.	Dropsy.	Scurvy.		Atrophy and Anæmia.	Wounds and Accidents.	All other Causes.	
January	7,720	407	52.7	8	...	...	...	2	...	1	...	...	...	1	...	2	...	...	...	...	...	...	...	...	...	...	
February	7,750	375	48.4	1	...	...	...	1	...	...	...	...	...	1	...	...	...	...	...	...	...	...	...	...	...	...	
March	8,291	373	45.5	6	...	...	...	...	...	...	...	...	...	1	...	...	...	...	...	...	...	...	...	...	...	...	
April	8,650	466	53.9	10	...	...	...	...	...	...	...	...	...	1	1	1	...	...	...	...	...	...	...	...	...	...	
May	8,622	468	54.3	15	...	...	...	...	...	...	...	...	...	1	1	...	...	...	...	...	...	...	...	...	...	...	
June	8,668	470	54.2	13	...	2	...	...	...	...	1	4	...	...	...	...	1	...	...	...	...	...	...	...	...	...	
July	8,652	419	48.4	15	...	6	...	...	...	...	1	2	...	...	...	...	...	...	...	...	...	...	...	...	...	...	
August	8,636	498	57.7	17	...	1	...	3	...	...	...	...	...	5	...	...	...	1	...	...	...	...	...	...	...	...	
September	8,614	553	64.2	21	...	...	...	7	...	...	...	...	...	8	...	1	...	...	...	...	...	...	...	...	...	...	
October	8,515	522	61.3	21	...	...	...	12	...	2	1	...	1	4	...	...	...	...	...	...	...	...	...	...	...	...	
November	8,185	457	55.8	9	...	1	...	1	...	...	...	...	...	2	...	2	...	...	...	...	...	...	...	...	...	...	
December	7,469	425	56.9	12	...	...	...	1	...	1	...	...	...	5	...	2	...	...	...	...	...	...	...	...	...	...	
						10	4	21	...	4	5	16	2	27	...	22	...	2	13	7	...	1	...	...	10	4	
Died per 1,000 of the Average Strength.																											
For the year	8,307	453	54.5	148	17.81	1.20	.48	2.53	1.06	1.93	.24	3.25	...	2.65	...	.24	1.57	.84	...	.12	...	...	...	1.20	.48	...	

CAUSES OF ADMISSIONS.	NUMBER OF ADMISSIONS INTO HOSPITAL IN EACH MONTH.												Total Admitted during the Year.	Admitted per 1,000 of Strength.	Died out of each hundred cases treated.
	Jan.	Feb.	March.	April.	May.	June.	July.	Aug.	Sept.	Oct.	Nov.	Dec.			
Dysentery	...	...	243	456	150	103	77	45	67	42	5	3	1,191	143.3	...
Cholera	...	...	...	1	...	2	7	1	...	...	2	...	13	1.6	76.92
Smallpox	...	...	...	...	...	...	...	...	...	...	...	...	19	2.3	21.05
Enteric Fever	3	1	4	6	4	...	1	...	...	...	...	...	31	6.1	41.18
Fever, Intermittent	3	2	3	6	4	...	3	6	11	6	2	4	51	...	...
Fever, Remittent	92	60	56	89	102	65	79	122	392	531	293	222	2,007	241.6	...
" Continued	14	10	12	7	...	...	1	3	4	7	11	5	74	...	...
Apoplexy	44	41	82	163	164	167	101	100	87	104	98	44	1,195	152.8	71
Delirium Tremens	1	...	1	5	13	13	3	...	...	...	1	...	35	4.5	43.24
Dysentery	3	2	3	3	...	3	2	...	...	...	...	...	23	2.8	8.70
Diarrhoea	36	24	11	22	31	35	64	93	96	85	62	74	633	76.2	4.27
Hepatitis	26	19	23	31	43	31	148	133	61	54	26	66	661	79.6	...
Spleen Disease	24	15	16	15	10	17	16	30	33	30	29	43	298	35.9	7.38
Respiratory Diseases	...	2	2	6	2	1	...	...	...	2	...	...	21	2.5	...
Phthisis Pulmonalis	74	62	52	45	34	31	37	28	32	45	32	35	508	61.1	39
Scurvy	4	3	3	3	6	9	6	7	6	18	2	6	73	8.8	9.59
Rheumatism	...	...	...	...	...	...	1	1	...	...	...	...	2	...	...
Veneral Diseases	34	19	26	51	68	40	40	42	36	39	21	21	435	52.4	...
Eye Diseases	144	131	130	144	100	79	121	113	94	113	86	133	1,388	167.1	...
Abcess and Ulcer	18	10	9	21	12	14	17	27	21	11	3	4	167	20.1	...
Wounds and Accidents	65	57	73	112	96	94	83	73	62	68	64	58	909	109.4	...
All other Causes	54	75	61	78	56	51	71	46	47	55	44	55	696	83.8	...
	95	65	118	127	113	106	115	117	100	100	79	87	1,237	148.9	...
	734	598	931	1,382	1,006	862	999	990	1,006	1,346	864	960	11,638	...	...
Admitted per 1,000 of the Average Strength in each Month.															
	92.1	77.2	113.5	159.8	110.7	90.4	115.5	114.6	123.8	158.1	105.6	115.1	1401.0	...	...



# EUROPEAN TROOPS, 1872

## XV.

TABLE showing the SICKNESS and MORTALITY among the EUROPEAN TROOPS serving in SOUTHERN INDIA during the Year 1872, and the prevalence of the principal Diseases in each Month of the Year.

MONTHS.	Average Strength.	Average Number Daily Sick.	Number Daily Sick per 1,000 of Strength.	Number of Deaths.	Died per 1,000 of Strength.	CAUSES OF DEATHS IN HOSPITAL.																	Died out of Hospital.			
						Cholera.	Smallpox.	Enteric Fever.	Fever, Intermittent.	Fever, Remittent.	Fever, Continued.	Apoplexy.	Delirium Tremens.	Dysentery.	Diarrhoea.	Hepatitis.	Spleen Disease.	Respiratory Diseases.	Heart Diseases.	Phthisis Pulmonalis.	Dropsy.	Scurvy.		Atrophy and Anæmia.	Wounds and Accidents.	All other Causes.
January	4,200	276	618	4	...	...	...	...	...	...	...	...	...	1	...	...	1	1	...	...	...	...	1	...		
February	4,422	298	674	3	...	...	...	...	...	...	1	1	...	...	...	...	...	...	...	...	...	...	...	...		
March	5,496	362	550	5	...	...	1	...	...	...	1	1	...	...	...	...	...	...	...	...	...	...	...	...		
April	5,237	362	577	6	...	...	1	...	...	3	3	1	...	...	...	...	...	...	...	...	...	...	...	1		
May	5,008	290	579	5	...	...	...	...	...	3	3	2	...	...	...	...	...	...	...	...	...	...	...	...		
June	4,972	301	605	10	...	...	2	...	1	1	1	...	...	3	...	...	1	1	...	...	...	...	...	...		
July	4,972	299	601	5	...	...	3	...	...	1	1	...	...	1	...	...	...	...	...	...	...	...	...	...		
August	4,993	315	631	5	...	...	1	...	...	1	...	...	...	...	...	...	1	...	...	...	...	...	1	1		
September	4,989	317	636	4	...	...	...	...	...	...	...	...	...	1	...	...	...	...	...	...	...	...	1	1		
October	5,049	305	604	5	...	...	...	...	...	...	...	...	...	1	...	...	1	1	...	...	...	1	...	1		
November	4,989	291	583	2	...	...	...	...	...	...	...	...	...	...	...	...	1	...	...	...	...	...	...	1		
December	4,908	281	562	13	...	...	4	...	...	1	...	...	...	3	...	...	2	...	...	...	...	...	2	1		
						...	...	12	...	1	11	1	6	...	10	...	...	7	6	...	...	...	1	7 5		
Died per 1,000 of the Average Strength.																										
For the year	4,949	298	602	67	1354	...	...	243	20	222	20	121	...	202	...	...	142	121	...	...	...	20	142	101		

CAUSES OF ADMISSIONS.	NUMBER OF ADMISSIONS INTO HOSPITAL IN EACH MONTH.												Total Admitted during the Year.	Admitted per 1,000 of Strength.	Died out of each hundred cases treated.
	Jan.	Feb.	March.	April.	May.	June.	July.	Aug.	Sept.	Oct.	Nov.	Dec.			
Dengue	39	1	...	30	77	52	122	68	71	36	3	1	481	97.2	...
Cholera	...	...	...	...	...	...	...	...	...	...	...	...	...	...	...
Smallpox	2	1	4	1	1	...	...	...	...	...	...	...	9	1.8	...
Enteric Fever	2	3	6	1	3	2	5	5	...	...	...	...	40	8.1	30.00
Fever, Intermittent	26	19	22	14	13	7	15	6	10	11	10	...	189	38.2	...
" Remittent	...	...	...	...	...	1	1	...	...	...	...	...	2	...	...
" Continued	24	40	88	84	71	44	52	24	37	27	38	99	628	127.7	16
Apoplexy	...	1	2	3	6	2	2	1	...	1	...	2	20	4.0	55.00
Delirium Tremens	3	8	3	5	2	1	1	...	1	2	...	2	28	5.7	3.57
Dysentery	33	16	11	22	22	15	34	33	25	39	13	41	295	59.6	203
Diarrhoea	32	23	25	26	33	22	38	26	18	12	47	41	343	69.3	...
Hepatitis	25	24	20	31	25	27	23	23	27	32	11	39	298	60.2	3.36
Spleen Disease	...	5	4	2	1	1	...	...	2	1	...	...	16	3.2	...
Respiratory Diseases	21	45	59	49	16	32	39	27	17	32	18	23	369	72.7	...
Phthisis Pulmonalis	12	7	6	4	3	5	3	3	2	6	6	13	70	14.1	8.57
Scurvy	...	...	...	...	...	...	...	...	...	1	...	...	1	...	...
Rheumatism	24	10	24	25	26	29	32	43	22	25	18	29	298	60.2	...
Veneral Diseases	70	57	86	103	69	54	92	69	63	67	64	73	857	173.2	...
Eye Diseases	6	9	13	7	5	9	15	9	8	13	7	8	109	22.2	...
Abscess and Ulcer	53	56	95	68	51	58	67	57	39	75	71	41	682	137.8	...
Wounds and Accidents	46	58	58	70	64	67	52	58	37	61	42	45	648	130.9	...
All other Causes	117	94	116	149	109	124	140	106	79	114	80	116	1,314	271.6	...
	526	477	584	604	597	542	721	538	458	546	436	598	6,720		
Admitted per 1,000 of the Average Strength in each Month.															
	123.5	107.0	106.4	132.5	119.2	109.0	145.6	107.8	91.8	108.1	87.4	119.6	135.9		



# EUROPEAN TROOPS, 1872.

## XVI.

TABLE showing the SICKNESS and MORTALITY among the EUROPEAN TROOPS serving in BURMAH and PEGU during the Year 1872, and the prevalence of the principal Diseases in each Month of the Year.

MONTHS.	Average Strength.	Average Number Daily Sick.	Number Daily Sick per 1,000 of Strength.	Number of Deaths.	Died per 1,000 of Strength.	CAUSES OF DEATHS IN HOSPITAL.																	Died out of Hospital.				
						Cholera.	Smallpox.	Enteric Fever.	Fever, Intermittent.	Fever, Remittent.	Fever, Continued.	Apoplexy.	Delirium Tremens.	Dysentery.	Diarrhoea.	Hepatitis.	Spleen Disease.	Respiratory Diseases.	Heart Diseases.	Phthisis Pulmonalis.	Dropsy.	Scoury.		Atrophy and Anæmia.	Wounds and Accidents.	All other Causes.	
January	1,948	54	27.7	1	...	...	...	...	...	...	...	...	...	...	...	...	...	...	...	...	...	...	...	...	...	1	
February	1,539	58	37.7	3	...	...	...	...	...	...	...	...	...	...	...	...	...	...	...	...	...	...	...	...	...	1	
March	1,880	63	36.2	...	...	...	...	...	...	...	...	...	...	...	...	...	...	...	...	...	...	...	...	...	...	...	
April	2,055	68	33.1	3	...	...	...	...	...	...	...	1	1	...	...	...	...	...	...	...	...	...	...	...	...	1	
May	2,063	85	41.2	3	...	...	...	...	...	...	...	...	...	...	...	...	...	...	...	...	...	...	...	...	...	...	
June	2,055	98	47.7	2	...	...	...	...	...	...	...	...	1	...	...	...	...	...	...	...	...	...	...	...	...	1	
July	2,035	89	43.7	3	...	...	...	...	...	...	...	...	1	...	...	...	...	...	...	...	...	...	...	...	...	...	
August	2,015	76	37.7	1	...	...	...	...	...	...	...	1	...	...	...	...	...	...	...	...	...	...	...	...	...	1	
September	1,995	66	33.1	2	...	...	...	...	...	...	...	...	1	...	...	...	...	...	...	...	...	...	...	...	...	...	
October	1,998	67	33.6	1	...	...	...	...	...	...	...	...	...	1	...	...	...	...	...	...	...	...	...	...	...	...	
November	1,997	68	34.1	1	...	...	...	...	...	...	...	...	...	...	1	...	...	...	...	...	...	...	...	...	...	...	
December	2,385	62	26.0	1	...	...	...	...	...	...	...	...	...	...	...	...	...	...	...	...	...	...	...	...	...	1	
						...	...	...	...	...	...	2	2	2	...	4	...	...	3	...	...	...	...	...	...	5	
Died per 1,000 of the Average Strength.																											
For the year	1,998	72	36.0	21*	10.50	...	...	...	...	...	...	1.00	1.00	1.00	...	2.00	...	...	1.50	...	...	...	...	...	...	1.50 2.50	

CAUSES OF ADMISSIONS.	NUMBER OF ADMISSIONS INTO HOSPITAL IN EACH MONTH.												Total Admitted during the Year.	Admitted per 1,000 of Strength.	Died out of each hundred cases treated.
	Jan.	Feb.	March.	April.	May.	June.	July.	Aug.	Sept.	Oct.	Nov.	Dec.			
Dengue	...	1	...	18	124	111	73	24	39	11	4	1	397	198.7	...
Cholera	...	...	...	...	...	...	...	...	...	...	...	...	...	...	...
Smallpox	...	...	...	...	...	...	...	...	...	...	...	...	...	...	...
Enteric Fever	...	1	...	...	...	...	...	...	...	...	...	...	2	...	...
Fever, Intermittent	...	8	7	8	3	6	16	17	5	2	4	1	6	83	41.5
" Remittent	...	...	...	...	...	...	...	...	...	...	...	...	1	...	...
" Continued	...	8	3	2	2	...	5	4	...	3	4	4	12	47	24.0
Apoplexy	...	...	...	...	1	...	1	...	1	...	...	...	...	2	1.0
Delirium Tremens	...	...	...	...	...	...	...	...	...	...	...	...	...	5	2.5
Dysentery	...	10	8	9	4	11	17	23	17	8	14	9	5	135	67.6
Diarrhoea	...	1	3	...	2	6	8	9	10	5	4	3	16	67	33.5
Hepatitis	...	14	8	10	5	5	8	17	15	17	12	13	10	134	67.1
Spleen Disease	...	...	...	...	...	...	...	...	...	...	...	...	...	...	...
Respiratory Diseases	...	19	4	5	...	4	6	3	3	5	...	6	15	70	35.0
Phthisis Pulmonalis	...	...	1	...	1	...	...	3	...	...	...	1	...	6	3.0
Scoury	...	...	1	3	...	...	...	...	...	...	...	...	1	5	2.5
Rheumatism	...	6	3	6	6	3	3	8	2	1	8	4	5	55	27.5
Veneral Diseases	...	18	28	29	36	14	9	16	15	16	17	22	24	235	117.6
Eye Diseases	...	1	...	2	...	...	3	2	2	3	1	2	3	21	10.5
Abscess and Ulcer	...	8	12	11	17	23	19	18	16	11	11	13	12	170	85.1
Wounds and Accidents	...	13	16	14	17	17	13	12	15	10	6	5	18	156	78.1
All other Causes	...	11	19	12	33	22	37	39	15	29	30	35	302	151.2	...
	109	115	102	153	235	256	244	149	132	127	116	161	1,893		...
Admitted per 1,000 of the Average Strength in each Month.															
	56.0	74.7	54.3	74.5	113.9	124.6	119.9	69.5	66.2	63.6	58.1	68.8	91.74		...

\* Besides these 21 deaths, 10 deaths occurred in Depot Hospitals among men invalided from Burmah. The ratio for 31 deaths is 15.52 per 1,000.



# EUROPEAN TROOPS, 1872.

## XVII.

TABLE showing the SICKNESS and MORTALITY among the EUROPEAN SOLDIERS occupying the HILL STATIONS and HILL CONVALESCENT DEPOTS of the MADRAS and BOMBAY PRESIDENCIES during the Year 1872, and the prevalence of the principal Diseases in each Month of the Year.

(The Statistics of Wellington, Ramandroog, Pachmarree, Poorundhur, Taraghur and Mount Abo are aggregated in this Statement.)

MONTHS.	Average Strength.	Average Number Daily Sick.	Number Daily Sick per 1,000 of Strength.	Number of Deaths.	Died per 1,000 of Strength.	CAUSES OF DEATHS IN HOSPITAL.																	Died out of Hospital.				
						Cholera.	Smallpox.	Enteric Fever.	Fever, Intermittent.	Fever, Remittent.	Fever, Continued.	Apoplexy.	Delirium Tremens.	Dysentery.	Diarrhea.	Hepatitis.	Spleen Disease.	Respiratory Diseases.	Heart Disease.	Phthisis Pulmonalis.	Dropsy.	Scurvy.		Atrophy and Anæmia.	Wounds and Accidents.	All other Causes.	
January	359	25	69.6	...	...	...	...	...	...	...	...	...	...	...	...	...	...	...	...	...	...	...	...	...	...	...	
February	309	17	55.0	1	...	...	...	...	...	...	...	...	...	...	...	...	...	...	...	...	...	...	...	...	...	...	
March	608	17	28.0	...	...	...	...	...	...	...	...	...	...	...	...	...	...	...	...	...	...	...	...	...	...	...	
April	852	40	47.0	...	...	...	...	...	...	...	...	...	...	...	...	...	...	...	...	...	...	...	...	...	...	...	
May	1,070	70	65.4	1	...	...	...	...	...	...	...	...	...	...	...	...	...	...	...	...	...	...	...	...	...	...	
June	853	52	61.0	2	...	...	...	1	...	...	...	...	...	...	...	...	...	...	...	...	...	...	...	...	...	...	
July	795	53	66.7	3	...	...	...	...	...	...	...	...	...	...	...	...	...	...	...	...	...	...	...	...	...	...	
August	775	46	59.4	1	...	...	...	...	...	...	...	...	...	...	...	...	...	...	...	...	...	...	...	...	...	...	
September	747	41	54.9	...	...	...	...	...	...	...	...	...	...	...	...	...	...	...	...	...	...	...	...	...	...	...	
October	755	46	60.9	3	...	1	...	1	...	...	...	...	...	...	...	...	...	...	...	...	...	...	...	...	...	...	
November	609	44	73.3	1	...	...	...	...	...	...	...	...	...	...	...	...	...	...	...	...	...	...	...	...	...	...	
December	496	38	76.6	...	...	...	...	...	...	...	...	...	...	...	...	...	...	...	...	...	...	...	...	...	...	...	
						1	...	2	...	...	...	2	...	...	...	2	...	...	1	1	...	...	...	1	2	...	
Died per 1,000 of the Average Strength.																											
For the year	685	41	59.9	12	17.52	1.46	...	2.92	...	...	...	2.92	...	...	...	2.92	...	...	1.46	1.46	...	...	...	1.46	2.92	...	

CAUSES OF ADMISSIONS.	NUMBER OF ADMISSIONS INTO HOSPITAL IN EACH MONTH.												Total Admitted during the Year.	Admitted per 1,000 of Strength.	Died out of each hundred cases treated.
	Jan.	Feb.	March.	April.	May.	June.	July.	Aug.	Sept.	Oct.	Nov.	Dec.			
Dengue	...	...	...	...	...	...	...	...	...	...	...	...	...	...	...
Cholera	...	...	...	...	...	...	...	...	...	...	...	...	...	...	...
Smallpox	...	...	...	...	...	...	...	...	...	...	...	...	...	...	...
Enteric Fever	...	...	...	...	...	...	...	...	...	...	...	...	...	...	...
Fever, Intermittent	48	11	14	47	57	36	76	29	29	72	71	66	556	29	100.00
" Remittent	...	...	...	1	...	...	...	...	...	...	...	...	...	...	...
" Continued	...	...	...	1	...	...	...	...	...	...	...	...	...	...	...
Apoplexy	...	...	...	...	...	...	...	...	...	...	...	...	...	...	...
Delirium Tremens	...	...	...	...	...	...	...	...	...	...	...	...	...	...	...
Dysentery	...	...	...	...	...	...	...	...	...	...	...	...	...	...	...
Diarrhoea	5	2	1	4	7	5	9	4	4	5	2	3	54	2.9	...
Hepatitis	4	...	...	4	4	4	5	3	1	4	4	1	36	38.0	...
Spleen Disease	...	...	...	...	...	...	...	...	...	...	...	...	...	...	...
Respiratory Diseases	1	3	6	9	8	7	4	2	2	2	1	2	47	78.8	...
Phthisis Pulmonalis	...	...	...	...	...	...	...	...	...	...	...	...	...	...	...
Scurvy	...	...	...	...	...	...	...	...	...	...	...	...	...	...	...
Rheumatism	4	3	10	6	6	5	3	4	2	3	4	5	55	1.5	...
Veneral Diseases	...	...	...	...	...	...	...	...	...	...	...	...	...	...	...
Eye Diseases	...	...	...	...	...	...	...	...	...	...	...	...	...	...	...
Abscess and Ulcer	1	3	5	13	7	10	6	2	6	7	...	4	64	19.0	...
Wounds and Accidents	2	2	3	7	2	4	5	5	3	4	1	2	49	58.4	...
All other Causes	7	4	4	14	43	21	32	16	11	17	8	16	193	281.7	...
	72	30	50	120	154	116	109	78	74	134	98	106	1,229		
Admitted per 1,000 of the Average Strength in each Month.															
	209.6	97.1	97.0	163.1	143.9	136.0	212.6	109.6	99.1	177.6	163.3	213.7	1794.2		



# EUROPEAN TROOPS, 1872.

## XVIII.

COMPARATIVE STATEMENT of the RATIOS of SICKNESS and MORTALITY among the EUROPEAN TROOPS serving in the various PROVINCES of the BENGAL PRESIDENCY during the Year 1872.

	RATIOS PER 1,000 OF STRENGTH.						
	Bengal Proper.	Gangetic Provinces.	Rohilkhand and Meerut.	Agra and Central India.	Punjab.	Hill Stations.	ARMY OF BENGAL.
1.—AVERAGE DAILY SICK-RATE OF EACH MONTH.							
January	61.6	54.1	59.2	57.2	48.1	44.4	50.7
February	62.2	52.1	44.6	54.4	49.8	40.2	47.9
March	55.5	47.1	46.0	49.4	45.1	46.0	47.0
April	60.6	59.6	49.5	43.4	44.1	39.1	49.1
May	74.0	54.8	56.2	47.6	50.7	45.0	55.9
June	71.2	59.3	56.9	46.6	56.5	44.9	58.2
July	71.7	69.8	55.3	46.3	54.4	49.9	58.2
August	74.6	60.2	64.3	53.8	61.4	44.0	63.8
September	72.9	74.1	76.6	70.4	70.3	42.1	70.2
October	61.9	71.7	76.0	60.0	73.1	40.0	69.1
November	53.9	59.4	52.5	51.4	71.8	37.3	59.3
December	56.5	50.9	52.1	41.1	58.9	33.5	52.3
AVERAGE OF THE YEAR	64.8	58.8	56.6	52.2	56.8	42.9	56.8
2.—COMPOSITION OF THE ADMISSION-RATE OF THE YEAR.							
Dengue	344.5	286.2	110.2	89.5	6.7	...	110.8
Cholera	1.5	17.7	17.5	7.9	19.3	10.4	16.0
Smallpox	...	7	5	...	1.4	...	7
Enteric Fever	1.0	3.4	2.9	7	3.9	2.1	2.9
Intermittent Fevers	174.8	146.8	405.2	534.3	427.5	73.4	315.4
Remittent and Continued Fevers	259.4	107.0	123.1	115.8	326.7	41.7	180.5
Apoplexy	6.1	5.2	7.8	3.6	4.4	3	4.3
Delirium Tremens	2.0	2.7	6.6	4.0	5.0	2.4	4.0
Dysentery	62.3	38.8	40.0	23.5	32.2	22.2	35.0
Diarrhoea	62.3	79.8	81.3	47.2	75.8	88.5	77.5
Hepatitis	104.4	67.2	65.3	39.8	53.6	31.1	66.0
Spleen Disease	7.1	4.0	12.6	7.6	6.7	2.6	4.5
Respiratory Diseases	72.4	53.6	102.5	64.5	83.8	72.8	75.6
Phthisis Pulmonalis	24.3	9.8	5.8	9.5	8.5	5.4	9.5
Scurvy	5	...	1.2	7	4	9	5
Rheumatism	63.3	59.5	88.6	73.1	53.1	65.4	64.0
Veneral Diseases	187.9	219.4	163.4	157.4	183.9	161.3	190.7
Eye Diseases	13.7	39.1	20.2	19.0	24.8	10.0	24.4
Abscess and Ulcer	78.0	89.3	60.2	63.6	77.3	50.0	89.2
Wounds and Accidents	124.1	79.9	84.0	68.6	50.8	84.6	85.0
All other Causes	237.6	175.7	192.8	132.7	178.7	121.6	174.6
ADMISSION-RATE OF THE YEAR	1827.2	1535.8	1622.5	1460.0	1667.5	866.7	1514.1
3.—COMPOSITION OF THE DEATH-RATE OF THE YEAR.							
Cholera	1.01	11.15	11.90	4.75	13.86	6.22	10.66
Smallpox	...	24	...	...	41	...	19
Enteric Fever	...	1.21	1.70	24	2.72	2.37	1.62
Remittent and Continued Fevers	2.53	1.58	2.67	71	2.23	50	1.78
Apoplexy	1.52	1.82	1.21	1.41	2.06	...	1.59
Delirium Tremens	...	97	...	...	98	...	14
Dysentery	1.01	1.33	2.43	71	1.90	2.96	1.75
Diarrhoea	51	24	97	...	98	59	27
Hepatitis	2.33	2.67	2.67	2.38	1.81	59	2.36
Spleen Disease	...	...	...	...	98	...	93
Respiratory Diseases	1.52	60	2.67	71	1.60	59	1.32
Heart Diseases	2.03	97	97	1.19	1.60	90	1.12
Phthisis Pulmonalis	1.52	73	1.21	1.19	1.60	90	98
Injuries	...	24	...	...	17	...	11
All other Causes	1.52	1.58	3.60	1.19	1.24	2.96	1.89
Deaths from violence out of hospital	2.53	1.60	79	95	1.98	59	1.64
DEATH-RATE OF THE YEAR	18.23	25.61	33.98	15.43	32.43	18.06	27.45
DIED OUT OF EACH HUNDRED CASES TREATED.							
4.—MORTALITY RELATIVE TO THE NUMBER TREATED.							
Cholera	66.67	63.01	68.06	60.60	71.80	60.00	66.61
Enteric Fever	...	33.72	58.33	33.33	70.21	100.00	57.28*
Remittent and Continued Fevers	98	1.48	2.17	20	66	71	93
Apoplexy	25.00	34.88	15.63	40.00	47.17	...	36.94
Delirium Tremens	...	...	14.82	...	1.64	...	3.40
Dysentery	1.63	3.44	4.95	3.01	6.90	13.33	5.02
Hepatitis	2.43	4.66	4.83	6.45	3.38	1.90	4.21
Respiratory Diseases	2.10	1.13	2.37	1.10	1.67	91	1.70
Phthisis Pulmonalis	6.25	7.41	21.74	12.50	11.65	5.55	10.37

\* The Death-rate for Enteric Fever is exaggerated in consequence, in many instances, of fatal cases only being recognised and recorded.



# EUROPEAN TROOPS, 1872.

## XIX.

COMPARATIVE STATEMENT of the RATIOS of SICKNESS and MORTALITY among the EUROPEAN TROOPS serving in the various PROVINCES of the BOMBAY and MADRAS PRESIDENCIES during the Year 1872.

	RATIOS PER 1,000 OF STRENGTH.						
	Rajpootana, Malwa, Scinde, and Aden.	Deccan and Nagpore.	Southern India.	Burmah and Pegu.	ARMY OF MADRAS.	ARMY OF BOMBAY.	ARMY OF INDIA.
I.—AVERAGE DAILY SICK-RATE OF EACH MONTH.							
January	52.1	53.7	64.8	27.7	57.3	49.3	51.7
February	48.3	48.4	67.4	37.7	61.1	44.2	49.8
March	41.9	45.5	55.0	36.2	53.3	43.0	47.5
April	41.8	53.9	57.7	33.1	53.3	47.4	49.6
May	41.2	54.3	57.9	41.2	58.5	45.1	54.4
June	42.8	54.2	60.5	47.7	60.9	45.5	56.4
July	49.4	48.4	60.1	43.7	60.4	46.3	56.2
August	54.1	57.7	63.1	37.7	66.1	49.8	61.6
September	67.1	64.2	63.6	33.1	70.2	56.8	67.7
October	74.4	61.3	60.4	33.6	66.4	60.7	67.0
November	71.2	55.8	58.3	34.1	56.4	60.1	58.9
December	68.2	56.0	56.2	26.0	52.1	54.0	53.5
AVERAGE OF THE YEAR	54.4	54.5	60.2	36.0	59.5	50.3	56.2
II.—COMPOSITION OF THE ADMISSION-RATE OF THE YEAR.							
Dengue	224.1	143.3	97.2	198.7	82.8	229.7	127.2
Cholera	6.1	1.6	...	...	4	4.3	10.7
Smallpox	2	2.3	1.8	...	1.4	1.2	9
Enteric Fever	4.1	6.1	8.1	1.0	6.8	3.7	3.8
Intermittent Fevers	698.7	241.6	38.2	41.5	132.3	502.9	313.7
Remittent and Continued Fevers	113.7	152.8	127.7	24.0	135.4	109.2	168.5
Apoplexy	7.5	4.5	4.0	1.0	4.8	5.1	4.5
Delirium Tremens	8.6	7.8	5.7	2.5	4.7	4.1	4.2
Dysentery	39.6	76.2	59.6	67.6	83.1	34.6	44.7
Diarrhoea	69.1	79.6	49.3	33.5	76.9	63.9	74.9
Hepatitis	37.6	35.9	49.2	67.1	59.3	34.9	52.8
Spleen Disease	3.6	2.5	3.2	...	2.0	4.0	5.1
Respiratory Diseases	42.8	61.1	72.7	35.0	64.8	48.5	68.5
Phthisis Pulmonalis	8.6	8.8	14.1	3.0	11.3	9.5	9.9
Scurvy	4	2	2	2.5	6	4	5
Rheumatism	38.8	52.4	60.2	27.5	49.8	51.1	68.8
Veneral Diseases	152.9	167.1	173.2	117.6	164.6	154.8	179.0
Eye Diseases	17.6	20.1	22.2	10.5	19.3	18.1	22.3
Abscess and Ulcer	96.0	109.4	137.8	85.1	123.6	92.4	91.0
Wounds and Accidents	83.8	83.8	130.9	78.1	102.9	81.1	87.8
All other Causes	142.7	148.0	271.6	151.2	228.6	136.9	178.1
ADMISSION-RATE OF THE YEAR	1785.5	1901.0	1357.9	947.4	1357.4	1588.5	1497.0
III.—COMPOSITION OF THE DEATH-RATE OF THE YEAR.							
Cholera	4.83	1.20	...	...	1.7	3.33	7.25
Smallpox	...	4.8	...	...	1.7	1.9	1.9
Enteric Fever	2.86	2.53	2.43	...	2.34	2.22	1.87
Remittent and Continued Fevers	1.07	1.08	2.0	...	6.0	7.4	1.38
Apoplexy	3.94	1.93	2.22	1.00	2.43	2.59	1.93
Delirium Tremens	1.8	2.4	2.0	1.00	3.5	1.9	1.9
Dysentery	8.9	3.25	1.21	1.00	2.77	1.20	1.85
Diarrhoea	...	...	...	...	...	...	1.7
Hepatitis	2.15	2.65	2.02	2.00	3.29	1.85	2.45
Spleen Disease	...	...	...	...	...	...	0.2
Respiratory Diseases	8.0	2.4	...	...	9.0	6.5	9.5
Heart Diseases	7.2	1.57	1.42	1.50	2.68	9.2	1.28
Phthisis Pulmonalis	2.15	7.4	1.21	...	1.65	1.66	1.24
Injuries	...	...	2.0	...	6.0	9.0	1.0
All other Causes	1.79	1.73	1.42	1.50	1.73	1.66	1.81
Deaths from violence out of hospital	2.51	4.8	1.01	2.50	1.13	1.67	1.63
DEATH-RATE OF THE YEAR	23.96	17.61	13.54	10.50	18.96	18.86	24.21
DIED OUT OF EACH HUNDRED CASES TREATED.							
IV.—MORTALITY RELATIVE TO THE NUMBER TREATED.							
Cholera	75.00	76.92	...	...	60.00	78.26	67.35
Enteric Fever	69.56	41.14	30.00	...	31.62	60.00	49.77*
Remittent and Continued Fevers	63	7.1	1.6	...	5.1	5.1	7.0
Apoplexy	52.38	43.24	55.00	100.00	50.00	40.91	42.54
Delirium Tremens	2.70	8.70	3.57	40.00	7.41	4.55	4.49
Dysentery	2.92	4.27	2.00	1.48	3.26	3.48	4.14
Hepatitis	5.71	7.38	3.36	3.00	5.55	5.29	4.64
Respiratory Diseases	2.09	3.0	...	...	1.3	1.34	1.35
Phthisis Pulmonalis	25.00	9.29	8.57	...	14.62	17.48	12.59

\* The Death-rate for Enteric Fever is exaggerated in consequence, in many instances, of fatal cases only being recognised and recorded.



# EUROPEAN TROOPS, 1872.

## XX.

TABLE showing the GENERAL STATISTICS of SICKNESS and MORTALITY in the PRINCIPAL MILITARY STATIONS of the THREE PRESIDENCIES.

STATIONS.	Period of Observation.	Average Strength during the period of occupation.	DAILY SICK PER 1,000 OF THE AVERAGE STRENGTH IN EACH MONTH.												Average Daily Sick per 1,000 of Strength for the period of occupation.	Admission-rate per 1,000 of Strength for the period of occupation.	DIED PER 1,000 OF THE AVERAGE STRENGTH.		
																	A.	B.	C.
			Jan.	Feb.	Mar.	April.	May.	June.	July.	Aug.	Sept.	Oct.	Nov.	Dec.					
BENGAL PROVINCE.																			
Fort William	For the Year	828	906	961	862	823	814	961	1010	1034	1028	804	805	900	906	19807	1449		
Dum-Dum	"	702	451	380	210	398	524	307	386	480	466	486	303	329	385	1934	14031		
Barrackpore	"	444	436	452	626	466	923	737	607	600	580	439	470	629	563	22117	2252		
GANGOTRI PROVINCE.																			
Hazarebhangh	"	879	500	558	619	483	470	455	432	432	489	491	370	319	455	11183	693		
Dum-Dum	"	829	571	600	581	580	775	847	1023	1207	882	776	518	517	743	15757	2171		
Barrackpore	"	483	358	405	602	580	615	611	573	654	704	618	608	491	609	14965	1623		
Chunar	"	668	152	303	152	303	152	152	303	455	704	291	455	606	303	15758	1615		
Pyrisbad	"	600	470	318	381	491	649	680	578	518	357	438	575	517	487	9897	3737		
Lucknow	"	2,428	524	460	413	451	496	564	574	658	698	600	601	610	610	14903	3174		
Sikandar	"	608	261	274	257	356	408	454	569	631	685	499	297	399	485	8013	1031		
Patna	8 Months, March to October	215	549	784	730	773	630	775	885	876	1470	1526	905	765	923	10186	1151		
Chunar	For the Year	846	705	736	490	498	501	444	465	921	761	639	727	619	629	24124	4208		
Alahabad	"	985	381	327	332	395	412	500	611	698	728	724	564	521	590	16060	4264		
ROMILUND AND MURRET.																			
Shahjahanpore	"	389	381	327	332	395	412	500	611	698	728	724	564	521	590	9000	1316		
Bareilly	"	758	637	615	648	648	641	649	641	649	641	649	641	649	641	13602	203		
Moradabad	"	205	238	370	357	312	329	376	329	423	469	377	303	332	341	4888	702		
Roorkee	"	432	149	325	387	468	357	486	435	469	469	469	469	469	469	2093	132		
Morad	"	1,441	426	416	416	493	719	735	697	698	687	611	647	647	647	3262	2093		
Delhi	"	1,543	1,259	1,259	1,259	1,259	1,259	1,259	1,259	1,259	1,259	1,259	1,259	1,259	1,259	3068	2304		
Muttra	10 Months, January to October	432	822	493	470	513	420	250	257	375	470	731	...	...	486	12338	926		
AGRA AND CENTRAL INDIA.																			
Aggra	For the Year	1,116	671	547	482	428	437	442	417	454	633	571	347	264	467	12223	2682		
Morad	"	1,006	622	565	610	602	495	505	516	582	722	583	612	473	590	14898	1208		
Gwalior Citadel	"	305	484	584	641	720	583	641	720	761	734	482	621	620	620	12281	564		
Jhansi	"	401	487	329	309	309	357	486	435	469	823	979	820	526	524	26983	1247		
Nagore	"	436	613	624	607	607	607	607	607	607	607	607	607	607	607	17655	2540		
Saugor	"	436	613	624	607	607	607	607	607	607	607	607	607	607	607	17655	2540		
Jabalpore	9 Months, April to December	549	...	...	...	344	362	371	217	290	491	496	429	384	364	6792	547		
PUNJAB.																			
Umalla	For the Year	1,360	280	295	299	491	484	436	380	511	652	692	648	369	442	13196	2174		
Phallpur	"	46	...	...	...	...	156	469	469	469	469	469	469	469	469	12857	23438		
Jullundur	For the Year	600	437	461	431	394	367	550	537	710	815	718	603	681	714	2900	1235		
Ferozepore	"	1,118	396	441	361	350	369	379	381	490	623	517	448	393	420	11655	1262		
Mooltan	"	801	396	362	406	556	717	928	1032	800	848	809	1025	775	809	16174	241		
Dera Ismail Khan	"	90	300	290	300	300	300	300	300	300	300	300	300	300	300	23434	2020		
Sialkot	"	1,119	648	627	483	444	490	617	528	537	659	653	646	506	572	14719	1797		
Rawalpindi	"	273	291	242	294	101	336	373	373	441	514	445	410	385	366	14506	1832		
Fort Lahore	"	82	482	119	120	849	465	465	465	465	465	465	465	465	465	12195	12195		
Morad Meer	"	1,023	650	475	651	722	765	806	894	976	927	1708	1712	983	610	24985	24985		
Bawalpindoo	"	1,783	662	435	583	401	471	592	534	463	463	463	463	463	463	28687	28687		
Campbellpore	"	1,335	403	488	413	367	290	365	294	363	363	363	363	363	363	11650	2131		
Attock	"	189	476	419	576	540	843	621	400	739	1017	939	959	490	462	21778	1481		
Nowsheera	"	693	676	611	352	357	543	619	632	648	692	823	1071	785	722	24378	2778		
Poshawar	"	1,370	623	678	543	469	469	534	530	603	925	997	1070	1020	694	28777	1910		
Cherat	7 Months, May to November	700	...	...	...	165	336	267	369	307	417	362	160	...	329	2153	3865		



[illegible]



# EUROPEAN TROOPS, 1872.

## XXI.

TABLE showing the **RATIO** in which the **PRINCIPAL DISEASES** have contributed to make up the **ADMISSION-RATE** of the **YEAR** in the **CHIEF MILITARY STATIONS** of the **THREE PRESIDENCIES.**

STATIONS.	Average Strength during the period of occupation.	ADMITTED INTO HOSPITAL PER 1,000 OF AVERAGE STRENGTH.											Admitted per 1,000 of the Average Strength from all Causes.	
		Dysent.	Cholera.	Heat Apoplexy.	Fever.	Dysentery.	Diarrhea.	Hepatitis.	Rheumatism.	Veneral cases.	Diseases of the Respiratory Organs.	Ophthalmia.		All other causes.
BENGAL PROPER.														
Fort William	828	204.7	2.4	2.4	545.9	71.3	26.6	129.2	73.7	285.0	62.8	9.7	477.0	1960.7
Dum-Dum	702	279.2	...	5.7	320.5	49.9	38.5	58.4	41.3	123.9	96.9	8.5	399.3	1403.1
Barrackpore	444	549.5	2.3	13.5	400.9	65.3	166.7	139.6	78.8	108.1	51.8	29.3	614.9	2311.7
GANGETIC PROVINCES.														
Hazareebaugh	879	...	...	1.1	246.9	26.2	33.0	70.5	37.5	241.2	43.5	87.6	320.8	1118.3
Dinapore	829	524.7	2.4	1.2	249.7	78.4	137.5	82.0	78.4	182.2	69.1	42.2	431.9	1875.7
Benares	493	176.5	6.1	6.1	294.9	30.4	61.9	99.4	38.5	306.3	109.5	22.3	401.6	1466.5
Fyzabad	966	169.8	38.3	2.1	138.7	25.9	33.1	35.2	41.4	209.0	47.6	13.5	238.1	989.7
Lucknow	2,426	355.8	14.8	2.1	185.5	32.2	105.5	46.4	64.3	237.5	44.5	34.2	389.5	1496.3
Sectapore	608	...	...	...	236.9	36.2	37.8	47.7	52.6	88.8	37.8	24.7	338.8	901.3
Putteghur (8 months)	215	...	...	4.7	502.3	27.9	55.8	18.6	27.9	111.6	46.5	23.3	200.0	1018.6
Cawnpore	856	725.5	28.0	28.0	335.3	49.1	85.3	53.7	109.5	442.7	44.4	40.9	479.0	2412.4
Allahabad	985	276.1	44.7	5.1	437.6	42.6	79.2	70.1	59.8	163.5	55.8	49.7	384.8	1660.0
ROHILCUND AND MEERUT.														
Shahjehanpore	380	...	2.6	...	223.7	44.7	81.6	39.5	94.7	84.2	26.3	21.1	281.6	900.0
Bareilly	758	...	...	2.6	254.6	23.7	75.2	51.5	67.3	228.2	84.4	18.5	360.2	1166.2
Moradabad	205	...	...	...	199.2	78.1	9.8	39.0	43.9	189.5	34.1	19.5	253.7	848.8
Roorkee	432	2.3	11.6	2.3	350.5	34.7	67.1	88.0	150.4	173.6	88.0	48.6	372.7	1393.8
Meerut	1,441	120.1	45.8	18.7	732.8	61.8	80.0	45.1	86.1	122.8	174.2	15.9	456.6	1972.9
Delhi	543	287.3	...	1.8	1057.1	47.9	117.9	75.5	103.1	185.2	70.0	14.7	430.9	2401.4
Muttra (10 months)	432	287.0	...	2.3	201.4	48.6	41.7	59.9	55.6	159.7	32.4	11.6	342.6	1233.8
AGRA AND CENTRAL INDIA.														
Agra	1,156	326.1	26.0	6.0	181.7	31.1	71.8	27.7	49.7	213.7	34.6	32.0	230.9	1222.3
Morar	1,076	...	9	1.9	685.9	16.7	66.0	44.6	75.3	149.6	99.1	18.6	340.2	1489.8
Gwalior Citadel	355	...	...	2.8	499.1	11.3	22.5	19.7	118.3	121.1	62.0	5.6	374.7	1228.1
Jhansi	491	...	...	5.9	1863.3	12.5	29.9	10.0	157.1	77.3	132.2	19.9	379.1	2688.3
Nowgong	315	...	6.3	6.3	746.0	6.3	41.3	38.1	190.5	146.1	85.7	28.6	469.3	1755.5
Saugor	456	...	...	...	1109.1	41.7	11.0	39.7	17.5	153.5	35.1	6.6	169.0	1559.2
Jubbulpore (9 months)	549	...	...	1.8	229.5	21.9	10.9	67.4	10.9	82.0	31.0	1.8	122.0	579.2
PUNJAB.														
Umballa	1,380	18.1	2.2	3.6	487.7	22.5	62.3	48.6	59.4	241.3	52.9	36.2	284.8	1319.6
Jullunder	890	...	8.8	1.2	286.2	11.2	87.5	32.5	50.9	167.5	86.3	38.8	232.5	1002.5
Ferozepore	1,118	...	...	10.7	350.6	36.7	88.5	18.8	34.0	163.7	63.5	40.3	358.7	1165.5
Mooltan	831	...	3.6	6.0	604.1	57.8	9.6	91.5	49.3	143.2	122.7	10.8	418.8	1517.4
Dera Ismael Khan	99	...	...	...	1484.9	40.4	30.3	89.8	40.4	181.8	171.7	60.6	252.5	2343.4
Sealkote	1,119	...	3.6	9	406.6	42.0	43.8	87.6	91.2	169.2	83.1	19.7	527.2	1471.9
Umrutaur	273	...	...	3.7	860.0	...	33.0	40.3	33.0	219.8	11.0	18.3	230.7	1450.6
Fort Lahore	82	...	85.4	24.4	1634.1	24.4	170.7	24.4	12.2	97.6	85.4	...	329.2	2487.8
Meeran Meer	1,013	...	133.3	14.8	1161.9	66.1	187.5	41.5	73.0	189.5	109.6	41.5	479.8	2466.5
Rawalpindie	1,783	...	1.7	1.7	357.8	9.5	49.4	41.5	52.7	184.5	51.6	11.2	396.0	1157.6
Campbellpore	135	...	...	...	481.5	37.0	170.4	133.3	148.2	44.4	288.9	66.7	897.4	2177.8
Attock	180	...	16.7	5.6	1483.3	16.7	127.8	61.1	100.0	172.2	72.2	5.6	416.6	2477.8
Nowshera	693	...	...	1.4	1588.7	31.8	41.9	99.1	33.2	215.0	85.1	23.1	316.0	2484.3
Peshawur	1,570	...	36.3	2.6	1841.4	29.3	105.7	59.3	42.0	228.7	123.6	21.0	399.8	2677.7
Cherat (7 months)	760	...	1.3	1.3	181.6	46.1	28.9	51.3	21.1	36.8	38.2	9.2	150.0	565.8
HILL STATIONS.														
Darjeeling	85	...	...	...	188.2	23.5	23.5	47.1	141.2	153.0	23.5	...	319.4	929.4
Raneekhet	479	...	...	2.1	144.0	41.8	158.7	29.2	56.4	300.6	135.7	14.6	311.1	1194.2
Chuekrata (10 months)	884	...	3.4	...	84.8	4.5	21.5	41.9	29.4	130.1	44.1	2.3	107.5	469.5
Dugshale (10 months)	949	...	39.9	...	71.3	12.8	61.9	8.5	63.8	123.4	58.5	18.1	242.5	694.7
Subathoo (10 months)	900	...	3.3	...	68.9	27.8	107.8	26.7	62.2	72.2	53.3	7.8	277.8	727.8
Jutogh (9 months)	95	...	...	...	31.6	...	63.1	21.1	42.1	94.7	21.1	...	115.8	389.5
Kangra (5 months)	34	...	...	...	...	...	...	...	...	...	...	...	...	...
Dhumsalla (8 months)	88	...	...	...	90.9	...	22.7	34.1	34.1	11.4	11.4	...	147.7	352.3
Murree Hills (5 months)	668	...	...	...	80.8	13.5	49.4	16.5	31.4	89.8	28.5	1.5	142.2	444.6



STATIONS.	Average Strength during the period of occupation.	ADMITTED INTO HOSPITAL PER 1,000 OF AVERAGE STRENGTH.											Admitted per 1,000 of the Average strength from all Causes.	
		Dysent.	Cholera.	Heat Apoplexy.	Fevers.	Dysentery.	Diarrhoea.	Hepatitis.	Rheumatism.	Veneral cases.	Diseases of the Respiratory Organs.	Ophthalmia.		All other causes.
CONVALESCENT DEPÔTS.														
Darjeeling Depôt (9 months)	105	...	...	...	381.0	9.5	133.3	95.2	66.7	76.2	76.2	47.6	390.5	1276.2
Nynee Tal " (9 months)	241	...	...	...	209.7	29.1	58.1	107.9	153.5	107.9	95.4	...	439.8	1261.4
Landour " (7 months)	295	...	...	4.9	263.4	14.6	9.8	68.3	87.8	122.0	63.4	...	278.0	912.2
Kussowlie " (7 months)	656	...	41.2	...	307.9	18.3	239.3	129.6	29.0	170.7	76.2	9.2	277.4	1298.8
Dalhousie " (7 months)	592	...	...	...	127.5	21.9	48.8	63.7	25.9	251.0	57.8	23.9	257.1	858.6
Murree " (7 months)	526	...	62.7	...	157.8	7.6	93.2	39.4	47.5	169.2	51.3	9.5	243.4	872.6
RAJPOOTANA, MALWA, SCINDE, AND ADEN.														
Nusserehbad	646	99.1	...	7.7	1171.8	41.8	74.3	63.5	51.1	281.7	63.5	23.2	349.8	2227.5
Neemuch	468	...	62.0	4.3	619.6	15.0	27.8	21.4	10.2	269.2	12.8	8.5	229.1	1279.9
Indore	96	...	31.3	10.4	308.1	10.4	72.9	29.8	31.3	177.1	10.4	10.4	312.5	989.6
Mhow	1,432	...	2.8	3.5	807.3	7.7	39.1	25.8	43.3	185.0	42.6	15.4	334.5	1607.0
Dooma	897	609.0	...	8.9	1283.2	19.0	33.4	46.8	15.6	84.7	52.4	21.2	219.7	2174.9
Ahmedabad and Baroda	106	159.6	...	39.1	1114.4	...	126.5	42.2	129.5	144.6	60.2	48.2	765.1	2002.4
Kurrachee and Ghizree	802	215.7	...	3.7	608.5	60.8	153.4	28.7	38.7	93.5	46.1	24.9	377.8	1660.8
Hyderabad	377	55.7	...	2.7	946.9	31.8	58.1	29.2	18.6	103.4	37.1	2.7	565.0	1851.5
Aden	703	536.3	...	17.1	211.9	66.9	93.9	52.6	51.0	71.1	31.3	11.4	290.2	1426.7
DECCAN AND NAGPORE.														
Bombay	443	417.6	...	...	600.5	58.7	49.7	65.5	81.3	167.0	94.8	18.0	322.8	1875.9
Annerghar (10 months)	130	7.7	...	7.7	538.5	15.4	3.4	30.8	38.4	115.4	139.8	...	515.4	1438.5
Ahmednagar	592	...	1.7	6.8	314.2	6.8	16.9	18.6	25.3	150.3	50.7	29.3	273.6	885.2
Poona and Kirkee	2,308	435.4	3.5	...	358.8	58.9	75.1	17.8	81.4	121.3	51.1	26.9	316.7	1567.2
Sattara (10 months)	200	...	...	...	119.6	...	9.6	23.9	4.8	229.7	19.1	4.8	114.8	529.3
Belgaum	1,037	...	...	...	121.5	11.6	32.8	29.9	43.4	195.7	31.8	7.7	293.5	677.9
Secunderabad														
Secunderabad	2,586	...	1.2	7.3	243.6	167.1	117.6	50.5	39.8	198.4	52.2	18.9	446.6	1349.2
Kamptee	1,949	...	1.0	12.5	1137.5	19.2	104.8	25.0	40.4	155.8	123.1	25.9	420.2	2065.1
SOUTHERN INDIA.														
Bellary (10 months)	942	...	...	2.1	155.0	30.8	80.7	20.2	46.7	255.8	43.5	35.0	362.0	1051.8
Bangalore	1,754	1.7	...	2.8	173.3	35.9	61.4	40.0	63.0	159.6	60.6	21.7	506.4	1299.4
Cannanore	747	41.5	...	1.3	152.6	151.0	83.0	61.6	33.8	108.4	62.9	2.7	548.9	1255.7
Mallapooram	96	...	...	...	20.8	166.7	62.5	31.2	41.7	52.1	104.2	10.4	281.2	770.8
Calicut	86	...	...	...	46.5	90.0	127.9	81.4	...	104.7	46.5	11.6	337.2	848.8
Trichinopoly	311	131.8	...	6.4	160.8	48.2	28.9	135.1	12.9	147.9	22.5	22.5	582.0	1299.0
St. Thomas' Mount	401	276.8	...	10.0	132.2	62.3	32.4	104.7	50.9	102.0	47.4	15.0	498.7	1431.4
Madras	742	397.6	...	8.1	259.7	32.3	70.1	70.1	106.4	140.2	145.6	26.9	738.5	1966.5
BERMAN AND PEGU.														
Rangoon	854	221.3	...	1.2	59.7	76.1	36.3	60.9	32.8	141.7	35.1	8.2	311.9	1015.2
Toungoo	965	141.9	...	2.2	161.1	116.1	43.0	105.4	31.4	133.3	36.6	6.4	283.9	1094.3
Thayetmye	560	249.6	...	...	43.9	14.1	22.8	47.4	17.6	77.3	38.7	17.6	331.5	889.5
Port Blair	110	...	...	...	90.9	72.7	27.3	54.5	9.1	72.7	9.1	9.1	181.8	527.2
HILL STATIONS AND DEPÔTS.														
Mount Abo	148	...	...	13.5	1891.9	20.3	168.9	87.8	47.3	216.2	60.5	13.5	310.8	2631.0
Poorandhar	64	...	...	...	843.7	31.2	103.8	46.9	62.5	15.6	93.8	...	265.6	1453.1
Puchunree (Madras Troops, 10 months.)														
Puchunree (Madras Troops, 10 months.)	151	...	...	...	1185.4	53.0	19.9	46.4	13.2	298.0	46.4	6.6	139.1	1808.0
Wellington	293	...	...	...	160.4	39.7	34.1	30.7	129.7	41.0	54.6	34.1	679.2	1194.5



# EUROPEAN TROOPS, 1872.

## XXII.

TABLE showing the MORTALITY in each STATION, the CAUSES of DEATH, and the RATIO of DEATHS to STRENGTH.

STATIONS.	Average Strength.	CAUSES OF DEATHS.																			Total Deaths.	DIED PER 1,000 OF STRENGTH.						
		Cholera.	Smallpox.	Enteric Fever.	Intermittent Fever.	Remittent Fever.	Continued Fever.	Apoplexy.	Delirium Tremens.	Dysentery.	Diarrhoea.	Hepatitis.	Spleen Disease.	Respiratory Diseases.	Heart Disease.	Pneumonia.	Prosy.	Scurvy.	Atrophy and Anemia.	Wounds and Accidents.		All other causes.	Died out of Hospital.	A. Cholera.	B. All other Causes.		C. All Causes.	
																									1. In Hospital.	2. Out of Hospital.		
Deolalee Depot (Bengal Troops)	...	...	...	...	1	...	2	...	...	...	...	...	1	1	1	...	...	...	...	...	...	8	...	...	...	...		
Bombay (Bengal Troops)	...	...	...	...	1	...	...	...	...	...	...	1	...	...	...	...	...	...	...	...	...	9	...	...	...	...		
Troops on march, Bengal & N. W. P.	...	...	...	...	1	...	...	...	...	...	...	1	...	...	...	...	...	...	...	...	...	...	...	...	...	...		
Recruits, Invalids, &c., "	...	...	...	...	1	...	...	...	...	...	...	1	...	...	...	...	...	...	...	...	...	8	...	...	...	...		
Fort William	828	1	...	...	...	...	...	...	...	...	3	...	...	...	3	...	...	...	...	...	...	12	121	1086	242	1449		
Dum-Dum	702	...	...	...	3	...	1	1	1	1	1	...	...	...	...	...	...	...	...	...	...	14	...	1709	285	1994		
Barrackpore	444	1	...	...	...	...	...	...	...	...	1	...	...	...	...	...	...	...	...	...	...	10	225	1802	725	2252		
	1,974	2	...	...	5	...	3	...	2	1	5	...	3	4	3	...	...	...	...	...	...	36	1701	14769	253	1823		
Hazareebaugh	879	...	2	...	...	1	...	...	...	...	2	...	1	...	...	...	...	...	...	...	...	6	...	683	...	683		
Dinapore	829	...	...	...	...	1	...	...	...	...	4	...	...	...	...	...	...	...	...	...	...	18	241	1689	241	2171		
Bomares	493	...	...	...	...	...	...	...	...	...	1	...	...	...	...	...	...	...	...	...	...	3	8	406	608	1023		
Chunar	66	...	...	...	...	...	...	...	...	...	...	...	...	...	...	...	...	...	...	...	...	...	...	...	...	1515		
Fyzabad	966	21	1	...	1	1	1	1	1	5	5	1	4	1	1	...	...	...	...	...	...	36	2174	1533	...	3727		
Lucknow	2,426	25	3	...	3	4	3	3	3	4	4	4	3	2	...	...	...	...	...	...	...	58	1031	1113	247	2391		
Seetapore	608	...	1	...	1	1	...	...	...	2	...	...	1	...	...	...	...	...	...	...	...	7	...	1131	...	1131		
Futtehghur (8 months)	215	...	...	...	...	...	1	...	...	...	...	...	...	...	...	...	...	...	...	...	...	1	...	465	...	465		
Cawnpore	856	17	1	...	1	6	1	...	...	1	...	...	...	2	...	...	...	...	...	...	...	36	1986	1870	350	4206		
Allahabad	985	25	2	...	4	...	...	5	...	2	...	...	...	1	...	...	...	...	...	...	...	42	2538	1726	...	4264		
	8,251	92	2	10	...	7	6	15	...	11	2	22	...	5	8	6	...	...	...	...	...	13	14	213	1115	1297	169	2581
Shahjehanpore	390	...	...	...	2	...	...	...	2	...	1	...	...	...	...	...	...	...	...	...	...	1	5	...	1053	263	1316	
Bareilly	758	...	1	...	...	...	...	...	2	...	1	...	1	...	...	...	...	...	...	...	...	1	7	...	792	132	924	
Moradabad	205	...	...	...	1	...	...	...	...	...	...	...	...	...	...	...	...	...	...	...	...	...	...	...	...	488		
Roorkee	432	...	...	...	2	...	...	...	1	...	1	...	1	...	2	...	...	...	...	...	...	11	463	2983	...	2546		
Merrut	1,441	47	3	...	4	4	3	7	1	7	...	8	3	2	...	...	1	...	1	8	...	99	3262	...	...	6870		
Delhi	543	...	1	...	2	...	1	...	1	...	1	1	1	1	...	...	...	...	...	...	...	13	...	2926	368	2394		
Muttra (10 months)	432	...	2	...	...	...	1	...	...	1	...	...	...	...	...	...	...	...	...	...	...	4	...	926	...	926		
	4,119	49	7	...	7	4	5	4	10	4	11	...	11	4	5	...	1	...	1	13	4	140	1190	2111	97	3598		
Agra	1,156	18	1	...	...	2	...	1	...	1	...	1	...	4	...	...	...	...	...	...	...	2	1	31	1567	1039	2682	
Morar	1,076	...	...	...	...	2	...	1	...	5	...	1	2	...	...	...	...	...	...	...	...	1	1	13	...	1115	93	1208
Gwalior Citadel	355	...	...	...	...	...	...	...	...	...	...	...	...	...	...	...	...	...	...	...	...	...	...	...	...	282	561	
Jhansi	401	...	...	...	1	...	1	...	1	...	...	1	1	1	...	...	...	...	...	...	...	...	...	...	...	1247		
Noungong	315	2	...	...	1	...	1	...	1	...	1	...	...	...	...	...	...	...	...	...	...	...	...	...	...	1588	317	2540
Saugor	456	...	...	...	...	...	...	...	...	...	1	...	2	...	...	...	...	...	...	...	...	...	...	...	...	658		
Jubbulpore (9 months)	549	...	...	...	...	...	...	...	...	2	...	...	...	...	...	...	...	...	...	...	...	3	...	...	...	...	547	
	4,213	39	1	2	1	...	6	...	3	...	10	...	3	5	5	...	...	...	...	...	...	5	4	65	475	973	95	1543
Umballa	1,380	...	3	...	1	...	2	...	4	...	2	1	3	2	1	...	...	...	...	...	...	3	8	39	...	1594	580	2174
Phillour (5 months)	64	11	...	...	...	...	...	...	...	...	...	...	...	...	...	...	...	...	...	...	...	...	...	...	...	...	23438	
Jullundur	809	6	1	5	3	...	1	...	...	...	2	...	1	...	2	...	...	...	...	...	...	1	1	23	750	2000	125	2875
Ferozepore	1,118	...	2	...	...	...	3	...	1	...	3	...	...	4	1	...	...	...	...	...	...	...	...	...	...	...	1252	
Mooltan	831	...	...	...	4	...	...	2	...	...	1	...	2	1	...	...	...	...	...	...	...	1	2	16	241	1443	241	1923
Dera Ismael Khan	99	...	...	...	1	...	...	...	...	...	1	...	...	...	...	...	...	...	...	...	...	...	...	...	...	...	2020	
Sealkote	1,119	4	2	...	1	3	1	...	...	3	...	2	1	...	...	...	...	...	...	...	...	...	2	20	367	1251	179	1787
Unarsitour	273	...	...	...	2	...	2	...	...	1	...	...	...	...	...	...	...	...	...	...	...	...	...	...	...	...	1832	
Fort Lahore	82	7	1	...	...	2	...	...	...	...	...	...	...	...	...	...	...	...	...	...	...	...	...	...	...	...	12195	
Meean Meer	1,013	88	3	...	...	1	6	1	9	...	1	...	1	3	2	...	...	...	...	...	...	...	...	...	...	...	11550	
Itanulpindoe	1,783	3	2	7	...	2	3	...	3	...	2	...	3	1	...	...	...	...	...	...	...	...	...	...	...	...	1683	
Campbellpore	135	...	...	...	1	...	...	...	...	...	1	...	...	...	...	...	...	...	...	...	...	...	...	...	...	...	2131	
Attock	180	3	1	...	...	...	...	...	...	...	...	...	...	...	...	...	...	...	...	...	...	...	...	...	...	...	1481	
Northern	693	...	...	...	...	...	1	...	...	...	1	...	...	...	...	...	...	...	...	...	...	...	...	...	...	...	2778	
Peshawar	...	44	1	2	1	3	2	...	1	1	1	...	1	2	5	...	...	...	...	...	...	...	...	...	...	...	1010	
Cherat	...	6	...	...	...	...	...	...	...	...	3	...	...	...	...	...	...	...	...	...	...	...	...	...	...	...	...	
Troops on march, Punjab	...	...	...	...	...	...	...	...	...	...	...	...	3	1	...	...	...	...	...	...	...	...	...	...	...	...	...	
Recruits, Invalids, &c., Punjab	...	...	...	...	...	...	1	...	...	1	...	...	...	...	...	...	...	...	...	...	...	...	...	...	...	...	...	
	12,118	168	5	33	1	20	6	25	1	23	1	22	1	17	17	12	...	...	...	...	...	...	...	...	...	...	3243	
Darjeeling	85	...	...	...	...	...	...	...	...	...	...	...	...	...	...	...	...	...	...	...	...	...	...	...	...	...	...	
Raneekhet	479	...	...	...	...	...	...	...	...	...	...	...	...	...	...	...	...	...	...	...	...	...	...	...	...	...	...	
Chuckrata (10 months)	884	...	4	...	1	...	...	7	1	...	2	...	2	...	...	...	...	...	...	...	...	...	...	...	...	...	3758	
Dagshale (10 months)	940	20	...	1	...	...	...	1	...	...	...	...	...	...	...	...	...	...	...	...	...	...	...	...	...	...	792	
Subathoo (10 months)	900	...	2	...	...	...	...	1	...	...	...	...	...	...	...	...	...	...	...	...	...	...	...	...	...	...	2766	
Jutogh (9 months)	95	...	...	...	...	...	...	...	...	...	...	...	...	...	...	...	...	...	...	...	...	...	...	...	...	...	778	
Dharmasala and Kangra (8 months)	109	...	...	...	...	...	...	...	...	...	...	...	...	...	...	...	...	...	...	...	...	...	...	...	...	...	...	
Murree Hills (5 months)	608	...	1	...	...	...	...	...	...	...	...	...	...	...	...	...	...	...	...	...	...	...	...	...	...	...	...	
As for 12 Months	3,379	21	...	8	1	...	1	...	10	2	2	...	2	1	1	...	...	...	...	...	...	...	...	...	...	...	1806	
Darjeeling Depot (9 months)	105	...	...	...	...	...	...	...	...	...	...	...	...	...	...	...	...	...	...	...	...	...	...	...	...	...	1905	
Nyree																												



STATIONS.	Average Strength.	CAUSES OF DEATHS.																	Total Deaths.	DIED PER 1,000 OF STRENGTH.									
		Cholera.	Smallpox.	Enteric Fever.	Intermittent Fever.	Remittent Fever.	Continued Fever.	Apoplexy.	Delirium Tremens.	Dysentery.	Diarrhoea.	Hepatitis.	Spleen Disease.	Respiratory Diseases.	Heart Disease.	Phthisis Pulmonalis.	Dropsy.	Scurvy.		Atrophy and Anæmia.	Wounds and Accidents.	All other causes.	Died out of Hospital.	A. Cholera.	B. All other Causes.		C. All Causes.		
																									1. In Hospital.	2. Out of Hospital.			
On the march, &c. Bombay Presidency.	...	...	...	...	...	...	...	1	...	...	...	...	...	1	...	...	...	...	...	...	...	1	3	...	...	...	...		
Deolale Depot, Bombay Troops	...	...	...	...	...	...	...	...	...	...	...	...	...	...	1	...	...	...	...	...	...	...	...	...	...	...	...		
Poona Depot, "	...	...	...	...	...	...	...	...	...	...	...	...	...	...	...	...	...	...	...	...	...	...	...	...	...	...	...		
Colaba Depot, "	22	...	...	...	...	...	...	...	...	...	...	...	...	...	...	...	...	...	...	...	...	...	...	...	...	...	...		
On the march, &c. Madras Presidency	...	...	...	...	...	...	...	...	...	...	...	...	...	...	...	...	...	...	...	...	...	...	...	...	...	...	...		
Poosamallee and Presidency Depôts	154	...	...	...	...	...	...	...	...	...	...	...	...	...	...	...	...	...	...	...	...	...	...	...	...	...	...		
Deolale Depot, Madras Troops	...	...	...	...	...	...	...	...	...	...	...	...	...	...	...	...	...	...	...	...	...	...	...	...	...	...	...		
Poona and Bombay Depôts "	...	...	...	...	...	...	...	...	...	...	...	...	...	...	...	...	...	...	...	...	...	...	...	...	...	...	...		
Nusseerabad	606	...	...	7	...	...	...	2	...	...	...	...	...	1	...	...	...	...	...	...	...	...	14	...	21.67	...	...	21.67	
Neemuch	468	21	...	1	...	...	...	...	...	...	...	...	...	...	...	...	...	...	...	...	...	...	26	44.87	10.68	...	...	55.55	
Indore	96	3	...	...	...	...	...	...	...	...	...	...	...	1	...	...	...	...	...	...	...	...	4	31.25	10.42	...	...	41.67	
Mhow	1,332	3	...	...	1	...	...	3	...	...	...	...	...	...	1	...	...	...	...	...	...	...	1	19	10.47	...	...	41.67	
Deesa	897	...	...	...	...	...	...	...	...	...	...	...	...	...	...	...	...	...	...	...	...	...	...	...	...	...	...	...	
Ahmedabad and Baroda	166	...	...	...	...	...	...	...	...	...	...	...	...	...	...	...	...	...	...	...	...	...	...	...	...	...	...	...	
Kurrachee and Ghizree	802	...	...	...	...	...	...	...	...	...	...	...	...	...	...	...	...	...	...	...	...	...	...	...	...	...	...	...	
Hyderabad	377	...	...	...	...	...	...	...	...	...	...	...	...	...	...	...	...	...	...	...	...	...	...	...	...	...	...	...	
Aden	703	...	...	...	...	...	...	...	...	...	...	...	...	...	...	...	...	...	...	...	...	...	...	...	...	...	...	...	
	5,587	27	...	16	2	1	3	22	1	5	...	12	...	5	4	12	...	...	...	...	...	...	10	14	134	4.83	16.04	...	23.98
Bombay	413	...	...	2	...	...	...	...	...	...	...	...	...	...	...	...	...	...	...	...	...	...	...	...	...	...	...	...	
Asserghur (10 months)	130	...	...	...	...	...	...	...	...	...	...	...	...	...	...	...	...	...	...	...	...	...	...	...	...	...	...	...	
Almudnuggur	592	1	...	...	...	...	...	...	...	...	...	...	...	...	...	...	...	...	...	...	...	...	...	...	...	...	...	...	
Poona and Kirkee	2,308	7	1	4	...	...	...	...	...	...	...	...	...	...	...	...	...	...	...	...	...	...	...	...	...	...	...	...	
Sattara (10 months)	209	...	...	...	...	...	...	...	...	...	...	...	...	...	...	...	...	...	...	...	...	...	...	...	...	...	...	...	
Belgaum	1,657	...	...	...	...	...	...	...	...	...	...	...	...	...	...	...	...	...	...	...	...	...	...	...	...	...	...	...	
Secunderabad	2,586	1	...	14	...	...	...	...	...	...	...	...	...	...	...	...	...	...	...	...	...	...	...	...	...	...	...	...	
Kamptee	1,090	1	...	...	...	...	...	...	...	...	...	...	...	...	...	...	...	...	...	...	...	...	...	...	...	...	...	...	
	8,207	10	4	21	...	...	...	...	...	...	...	...	...	...	...	...	...	...	...	...	...	...	...	...	...	...	...	...	
Bellary (10 months)	942	...	...	...	...	...	...	...	...	...	...	...	...	...	...	...	...	...	...	...	...	...	...	...	...	...	...	...	
Bangalore	1,754	...	...	...	...	...	...	...	...	...	...	...	...	...	...	...	...	...	...	...	...	...	...	...	...	...	...	...	
Cannanore	747	...	...	...	...	...	...	...	...	...	...	...	...	...	...	...	...	...	...	...	...	...	...	...	...	...	...	...	
Mallapoerum	96	...	...	...	...	...	...	...	...	...	...	...	...	...	...	...	...	...	...	...	...	...	...	...	...	...	...	...	
Calicut	86	...	...	...	...	...	...	...	...	...	...	...	...	...	...	...	...	...	...	...	...	...	...	...	...	...	...	...	
Trichinopoly	311	...	...	...	...	...	...	...	...	...	...	...	...	...	...	...	...	...	...	...	...	...	...	...	...	...	...	...	
St. Thomas' Mount	401	...	...	...	...	...	...	...	...	...	...	...	...	...	...	...	...	...	...	...	...	...	...	...	...	...	...	...	
Madras	742	...	...	...	...	...	...	...	...	...	...	...	...	...	...	...	...	...	...	...	...	...	...	...	...	...	...	...	
	4,919	...	...	...	...	...	...	...	...	...	...	...	...	...	...	...	...	...	...	...	...	...	...	...	...	...	...	...	
Rangoon	854	...	...	...	...	...	...	...	...	...	...	...	...	...	...	...	...	...	...	...	...	...	...	...	...	...	...	...	
Toungoo	465	...	...	...	...	...	...	...	...	...	...	...	...	...	...	...	...	...	...	...	...	...	...	...	...	...	...	...	
Thayetmye	529	...	...	...	...	...	...	...	...	...	...	...	...	...	...	...	...	...	...	...	...	...	...	...	...	...	...	...	
Port Blair	110	...	...	...	...	...	...	...	...	...	...	...	...	...	...	...	...	...	...	...	...	...	...	...	...	...	...	...	
	1,998	...	...	...	...	...	...	...	...	...	...	...	...	...	...	...	...	...	...	...	...	...	...	...	...	...	...	...	
Tarazbur, Ajmere (7 months)	43	1	...	...	...	...	...	...	...	...	...	...	...	...	...	...	...	...	...	...	...	...	...	...	...	...	...	...	
Mount Abo	148	...	...	...	...	...	...	...	...	...	...	...	...	...	...	...	...	...	...	...	...	...	...	...	...	...	...	...	
Poorundhur	64	...	...	...	...	...	...	...	...	...	...	...	...	...	...	...	...	...	...	...	...	...	...	...	...	...	...	...	
	...	...	...	...	...	...	...	...	...	...	...	...	...	...	...	...	...	...	...	...	...	...	...	...	...	...	...	...	
Puchmurree (10 months)	151	...	...	...	...	...	...	...	...	...	...	...	...	...	...	...	...	...	...	...	...	...	...	...	...	...	...	...	
Ramandroog	27	...	...	...	...	...	...	...	...	...	...	...	...	...	...	...	...	...	...	...	...	...	...	...	...	...	...	...	
Wellington	293	...	...	...	...	...	...	...	...	...	...	...	...	...	...	...	...	...	...	...	...	...	...	...	...	...	...	...	
AS FOR THE YEAR	685	1	...	2	...	...	...	2	...	...	...	2	...	1	1	...	...	...	...	...	...	...	...	...	...	...	...	...	

ARMIES.	Average Strength.	CAUSES OF DEATHS.																	Total Deaths.	DIED PER 1,000 OF STRENGTH.							
		Cholera.	Smallpox.	Enteric Fever.	Intermittent Fever.	Remittent Fever.	Continued Fever.	Apoplexy.	Delirium Tremens.	Dysentery.	Diarrhoea.	Hepatitis.	Spleen Disease.	Respiratory Diseases.	Heart Disease.	Phthisis Pulmonalis.	Dropsy.	Scurvy.		Atrophy and Anæmia.	Wounds and Accidents.	All other causes.	Died out of Hospital.	A. Cholera.	B. All other Causes.		C. All Causes.
																									1. In Hospital.	2. Out of Hospital.	
Army of Bengal	36,507	389	2	59	...	44	17	5	64	10	86	1	48	41	36	...	1	3	6	...	...	...	...	...	...	...	...
Army of Madras	11,544	...	...	...	...	...	...	...	...	...	...	...	...	...	...	...	...	...	...	...	...	...	...	...	...	...	...
Army of Bombay	10,819	...	...	...	...	...	...	...	...	...	...	...	...	...	...	...	...	...	...	...	...	...	...	...	...	...	...
Army of India	58,870	427	11	110	6	40	26	114	11	100	10	144	1	46	75	73	...	...	...	...	...	...	...	...	...	...	...



# EUROPEAN TROOPS, 1872.

## XXIII.

TABLE showing the PREVALENCE of CHOLERA in each MONTH, and the DISTRIBUTION of the DISEASE by STATIONS and PROVINCES.

STATIONS.	Average Strength.	NUMBER OF ADMISSIONS INTO HOSPITAL IN EACH MONTH.												Total Admissions of the Year.	Admission-rate per 1,000 of Strength.	Number of Deaths.	Death-rate per 1,000 of Strength.
		Jan.	Feb.	Mar.	April.	May.	June.	July.	Aug.	Sept.	Oct.	Nov.	Dec.				
Deolates Depôt (Bengal Troops)	...	...	...	...	...	...	...	...	...	...	...	...	...	...	...	...	...
Poona and Bombay Depôts (Bengal Troops)	...	...	...	...	...	...	...	...	...	...	...	...	...	...	...	...	...
Troops marching, Bengal and N. W. P.	...	...	...	1	...	...	...	...	...	...	...	...	...	1	...	1	...
Recruits, Invalids, &c., "	...	...	...	...	...	...	...	...	...	...	...	...	...	...	...	...	...
Port William	828	...	...	...	...	...	...	1	...	1	...	...	...	2	...	1	...
Dum-Dum	702	...	...	...	...	...	...	...	...	...	...	...	...	...	...	...	...
Barrackpore	444	...	...	...	...	...	...	...	...	...	...	1	...	1	...	1	...
	1,974	...	...	...	...	...	...	1	...	1	...	1	...	3	1.5	2	1.01
Hazareebaugh	879	...	...	...	...	...	...	...	...	...	...	...	...	...	...	...	...
Dinapore	829	...	...	...	...	...	...	1	...	...	...	...	1	2	...	2	...
Benares	493	...	...	...	3	...	...	...	...	...	...	...	...	3	...	2	...
Chunar	66	...	...	...	...	...	...	...	...	...	...	...	...	...	...	...	...
Fyzabad	966	...	...	...	...	...	...	...	...	32	...	...	...	37	...	21	...
Lucknow	2,136	...	...	...	...	3	...	9	14	6	2	2	...	36	...	25	...
Seelapore	608	...	...	...	...	...	...	...	...	...	...	...	...	...	...	...	...
Puttebazar (8 months)	215	...	...	...	...	...	...	...	...	...	...	...	...	...	...	...	...
Cawnpore	856	...	...	...	...	16	8	...	...	...	...	...	...	24	...	17	...
Allahabad	985	...	...	...	2	4	...	...	37	1	...	...	...	44	...	25	...
	8,234	...	...	...	5	23	8	10	56	39	2	2	1	146	17.7	92	11.15
Shahjehanpore	390	...	...	...	...	...	...	...	1	...	...	...	...	1	...	...	...
Barilly	758	...	...	...	...	...	...	...	...	...	...	...	...	...	...	...	...
Moradabad	203	...	...	...	...	...	...	...	...	...	...	...	...	...	...	...	...
Roorkee	432	...	...	...	...	...	...	...	...	5	...	...	...	5	...	2	...
Meerut	1,441	...	...	...	...	...	...	...	12	54	...	...	...	66	...	47	...
Delhi	543	...	...	...	...	...	...	...	...	...	...	...	...	...	...	...	...
Muttra (10 months)	432	...	...	...	...	...	...	...	...	...	...	...	...	...	...	...	...
	4,119	...	...	...	...	...	...	...	13	59	...	...	...	72	17.5	49	11.90
Agra	1,156	...	...	...	...	5	15	5	3	2	...	...	...	39	...	18	...
Morar	1,056	...	...	...	...	...	...	1	...	...	...	...	...	1	...	...	...
Gwalior Citadel	335	...	...	...	...	...	...	...	...	...	...	...	...	...	...	...	...
Jhansi	591	...	...	...	...	...	...	...	...	...	...	...	...	...	...	...	...
Nowgong	315	...	...	...	...	...	...	...	2	...	...	...	...	2	...	2	...
Saugor	416	...	...	...	...	...	...	...	...	...	...	...	...	...	...	...	...
Jubbulpore	454	...	...	...	...	...	...	...	...	...	...	...	...	...	...	...	...
	4,213	...	...	...	...	5	16	5	5	2	...	...	...	33	7.9	20	4.75
Umballa	1,380	...	...	...	...	...	...	...	1	2	...	...	...	3	...	...	...
Phallour (5 months)	64	...	...	...	...	...	...	...	5	6	...	...	...	11	...	11	...
Jullundur	800	...	...	...	...	...	...	...	4	3	...	...	...	7	...	6	...
Perenzpore	1,118	...	...	...	...	...	...	...	...	...	...	...	...	...	...	...	...
Mooltan	831	...	...	...	...	...	...	...	3	...	...	...	...	3	...	2	...
Dera Ismael Khan	99	...	...	...	...	...	...	...	...	...	...	...	...	...	...	...	...
Sealkote	1,119	...	...	...	1	3	...	...	...	...	...	...	...	4	...	4	...
Umritsar	273	...	...	...	...	...	...	...	...	...	...	...	...	...	...	...	...
Port Lahore	82	...	...	...	...	...	...	6	1	...	...	...	...	7	...	7	...
Meen Meer	1,013	...	...	...	...	...	...	1	129	5	...	...	...	135	...	88	...
Rawulpindee	1,783	...	...	...	...	...	...	1	...	2	...	...	...	3	...	3	...
Campbellpore	115	...	...	...	...	...	...	...	...	...	...	...	...	...	...	...	...
Attock	199	...	...	...	...	...	...	...	...	...	3	...	...	3	...	3	...
Nowshera	653	...	...	...	...	...	...	...	...	...	...	...	...	...	...	...	...
Peshawar	...	...	...	...	...	...	...	...	...	...	...	...	...	...	...	...	...
Cherat	2,044	...	...	...	...	...	...	...	...	37	1	...	...	37	...	44	...
Troops on march, Punjab	...	...	...	...	...	...	...	...	...	...	...	...	...	...	...	...	...
Recruits, Invalids, &c., Punjab	...	...	...	...	...	...	...	...	...	...	...	...	...	...	...	...	...
	12,118	...	...	...	1	3	...	8	143	18	61	...	...	234	19.3	168	13.66
Darjeeling	85	...	...	...	...	...	...	...	...	...	...	...	...	...	...	...	...
Ranekhet	479	...	...	...	...	...	...	...	...	...	...	...	...	...	...	...	...
Chuckrata	772	...	...	...	...	...	...	...	3	...	...	...	...	3	...	1	...
Dagshale (10 months)	949	...	...	...	...	...	...	...	25	1	3	...	...	29	...	20	...
Subathoo (10 months)	900	...	...	...	...	...	...	...	3	...	...	...	...	3	...	...	...
Jutehoo (9 months)	95	...	...	...	...	...	...	...	...	...	...	...	...	...	...	...	...
Kangra	...	...	...	...	...	...	...	...	...	...	...	...	...	...	...	...	...
Dhurnasalla (8 months)	109	...	...	...	...	...	...	...	...	...	...	...	...	...	...	...	...
Murree (5 months)	668	...	...	...	...	...	...	...	...	...	...	...	...	...	...	...	...
As for 12 Months	3,379	...	...	...	...	...	...	3	28	1	3	...	...	35	10.4	21	6.22
Darjeeling Depôt (9 months)	105	...	...	...	...	...	...	...	...	...	...	...	...	...	...	...	...
Nynee Tal (9 months)	241	...	...	...	...	...	...	...	...	...	...	...	...	...	...	...	...
Landour (7 months)	295	...	...	...	...	...	...	...	...	...	...	...	...	...	...	...	...
Kussowlie (7 months)	656	...	...	...	...	...	...	11	16	...	...	...	...	27	...	13	...
Dalhousie (7 months)	492	...	...	...	...	...	...	...	...	...	...	...	...	...	...	...	...
Murree (7 months)	526	...	...	...	...	...	...	...	10	23	...	...	...	33	...	23	...
For Season of Occupation	2,325	...	...	...	...	...	...	11	26	23	...	...	...	60	25.9	36	15.41
BENGAL PRESIDENCY	36,607	...	...	1	6	31	24	38	271	143	66	3	1	584	16.0	389	10.60



STATIONS.	Average Strength.	NUMBER OF ADMISSIONS INTO HOSPITAL IN EACH MONTH.												Total Admissions of the Year.	Admission-rate per 1,000 of Strength.	Number of Deaths.	Death-rate per 1,000 of Strength.
		Jan.	Feb.	Mar.	April.	May.	June.	July.	Aug.	Sept.	Oct.	Nov.	Dec.				
Troops en march, Bombay Presidency	...	...	...	...	...	...	...	...	...	...	...	...	...	...	...	...	...
Deolace Depôt, Bombay Troops	...	...	...	...	...	...	...	...	...	...	...	...	...	...	...	...	...
Poona	...	...	...	...	...	...	...	...	...	...	...	...	...	...	...	...	...
Colaba	22	...	...	...	...	...	...	...	...	...	...	...	...	...	...	...	...
Troops on march, Madras Presidency	...	...	...	...	...	...	...	...	...	...	...	...	...	...	...	...	...
Poosamallee and Presidency Depôts	154	...	...	...	...	...	...	...	...	...	...	...	...	...	...	...	...
Deolace Depôt, (Madras Troops)	...	...	...	...	...	...	...	...	...	...	...	...	...	...	...	...	...
Poona and Bombay Depôts (Madras Troops)	...	...	...	...	...	...	...	...	...	...	...	...	...	...	...	...	...
Nascerabad	646	...	...	...	...	...	...	...	...	...	...	...	...	...	...	...	...
Neemuch	468	...	...	...	...	...	...	...	...	...	...	...	...	...	...	...	...
Indore	96	...	...	...	...	...	...	...	...	...	...	...	...	...	...	...	...
Mhow	1,432	...	...	...	...	...	...	...	...	...	...	...	...	...	...	...	...
Deesa	897	...	...	...	...	...	...	...	...	...	...	...	...	...	...	...	...
Ahmedabad and Baroda	106	...	...	...	...	...	...	...	...	...	...	...	...	...	...	...	...
Kurrachee and Ghizree	802	...	...	...	...	...	...	...	...	...	...	...	...	...	...	...	...
Hydrabad	377	...	...	...	...	...	...	...	...	...	...	...	...	...	...	...	...
Aden	703	...	...	...	...	...	...	...	...	...	...	...	...	...	...	...	...
	5,587	...	...	...	3	3	2	6	10	12	...	...	...	36	61	27	4'85
Bombay	443	...	...	...	...	...	...	...	...	...	...	...	...	...	...	...	...
Asserghur (10 months)	139	...	...	...	...	...	...	...	...	...	...	...	...	...	...	...	...
Ahmednagar	592	...	...	...	...	...	...	...	...	...	...	...	...	...	...	...	...
Poona and Kirkee	2,398	...	...	...	...	...	...	...	...	...	...	...	...	...	...	...	...
Sattara	187	...	...	...	...	...	...	...	...	...	...	...	...	...	...	...	...
Belgaum	1,037	...	...	...	...	...	...	...	...	...	...	...	...	...	...	...	...
Secunderabad	2,586	...	...	...	1	...	...	...	...	...	...	...	2	...	...	...	...
Kamptee	1,040	...	...	...	...	...	...	...	...	...	...	...	...	...	...	...	...
	8,397	...	...	...	1	...	2	7	1	...	...	...	2	...	13	16	1'20
Bellary	812	...	...	...	...	...	...	...	...	...	...	...	...	...	...	...	...
Bangalore	1,754	...	...	...	...	...	...	...	...	...	...	...	...	...	...	...	...
Cannanore	747	...	...	...	...	...	...	...	...	...	...	...	...	...	...	...	...
Mallapooram	96	...	...	...	...	...	...	...	...	...	...	...	...	...	...	...	...
Calicut	311	...	...	...	...	...	...	...	...	...	...	...	...	...	...	...	...
Trichinopoly	401	...	...	...	...	...	...	...	...	...	...	...	...	...	...	...	...
St. Thomas' Mount	742	...	...	...	...	...	...	...	...	...	...	...	...	...	...	...	...
Madras	4,919	...	...	...	...	...	...	...	...	...	...	...	...	...	...	...	...
Rangoon	854	...	...	...	...	...	...	...	...	...	...	...	...	...	...	...	...
Toungoo	465	...	...	...	...	...	...	...	...	...	...	...	...	...	...	...	...
Thayemyo	569	...	...	...	...	...	...	...	...	...	...	...	...	...	...	...	...
Port Blair	110	...	...	...	...	...	...	...	...	...	...	...	...	...	...	...	...
	1,998	...	...	...	...	...	...	...	...	...	...	...	...	...	...	...	...
Taraghar, Ajmere (7 months)	43	...	...	...	...	...	...	...	...	...	...	...	...	...	...	...	...
Mount Abu	118	...	...	...	...	...	...	...	...	...	...	...	...	...	...	...	...
Poorundhar	64	...	...	...	...	...	...	...	...	...	...	...	...	...	...	...	...
Pachmurree (Madras Troops, 10 months)	151	...	...	...	...	...	...	...	...	...	...	...	...	...	...	...	...
Ramandroog	27	...	...	...	...	...	...	...	...	...	...	...	...	...	...	...	...
Wellington	293	...	...	...	...	...	...	...	...	...	...	...	...	...	...	...	...
AVERAGE FOR THE YEAR	685	...	...	...	...	...	...	...	...	...	...	...	...	1	1'5	1	1'45

ARMIES.	Average Strength.	NUMBER OF ADMISSIONS INTO HOSPITAL IN EACH MONTH.												Total Admissions of the Year.	Admission-rate per 1,000 of Strength.	Number of Deaths.	Death-rate per 1,000 of Strength.
		Jan.	Feb.	Mar.	April.	May.	June.	July.	Aug.	Sept.	Oct.	Nov.	Dec.				
Army of Bengal	36,507	...	...	1	6	31	24	38	271	143	66	3	1	581	160	389	10'66
Army of Madras	11,514	...	...	...	1	...	1	...	...	...	...	2	...	4	4	2	17
Army of Bombay	10,588	...	...	...	3	3	3	13	11	12	1	...	...	46	43	26	3'33
Army of India	58,870	...	...	1	10	34	28	51	282	155	67	5	1	631	107	427	7'25



# EUROPEAN TROOPS, 1872.

## XXIV.

TABLE showing the PREVALENCE of DENGUE in each MONTH, and the DISTRIBUTION of the DISEASE by STATIONS and PROVINCES.

STATIONS.	Average Strength for the period of occupation.	NUMBER OF ADMISSIONS INTO HOSPITAL IN EACH MONTH.												Total Admissions of the Year.	Admission-rate per 1,000 of Strength.	Number of Deaths.	Death-rate per 1,000 of Strength.
		Jan.	Feb.	Mar.	April.	May.	June.	July.	Aug.	Sept.	Oct.	Nov.	Dec.				
Doolah Depot (Bengal Troops)	...	...	...	...	...	...	...	...	...	...	...	...	...	...	...	...	...
Poona and Bombay Depôts "	...	...	...	...	...	...	...	...	...	...	...	...	...	...	...	...	...
Troops on the march	...	...	...	...	...	...	...	...	...	...	...	56	9	65	...	...	...
Recruits, invalids, &c.	...	...	...	...	...	...	...	...	...	...	...	...	...	...	...	...	...
Fort William	828	...	...	7	74	48	29	52	33	1	...	...	...	244	...	...	...
Dum-Dum	702	...	...	...	85	98	7	5	1	...	...	...	...	196	...	...	...
Barackpore	444	...	...	...	37	163	35	3	2	...	...	...	...	249	...	...	...
	1,974	...	...	7	196	309	71	60	36	1	...	...	...	680	344.5	...	...
Hamreebaugh	879	...	...	...	...	...	...	...	...	...	...	...	...	...	...	...	...
Dinapore	829	...	...	...	...	...	...	179	190	43	19	1	...	435	...	...	...
Besaores	493	...	...	...	...	6	2	...	23	42	14	...	...	87	...	...	...
Chunar	66	...	...	...	...	...	...	...	1	1	...	...	...	2	...	...	...
Fyzabad	966	...	...	...	...	...	...	...	...	...	24	71	69	164	...	...	...
Lucknow	2,426	...	...	...	...	...	...	...	34	220	363	217	29	863	...	...	...
Seetapore	608	...	...	...	...	...	...	...	...	...	...	...	...	...	...	...	...
Futteeahgur (8 months)	215	...	...	...	...	...	...	...	...	...	...	...	...	...	...	...	...
Cawnpore	856	...	...	...	...	...	...	...	34	338	235	15	1	621	...	...	...
Allahabad	985	...	...	...	...	...	...	2	141	98	27	2	2	272	...	...	...
	8,251	...	...	...	...	6	5	181	423	742	682	304	101	2,444	296.2	...	...
Shahjehanpore	380	...	...	...	...	...	...	...	...	...	...	...	...	...	...	...	...
Bareilly	758	...	...	...	...	...	...	...	...	...	...	...	...	...	...	...	...
Moradabad	205	...	...	...	...	...	...	...	...	...	...	...	...	...	...	...	...
Boorkee	432	...	...	...	...	...	...	...	...	1	...	...	...	1	...	...	...
Meerut	1,441	...	...	...	...	1	...	...	...	...	...	...	...	173	...	...	...
Delhi	543	...	...	...	...	...	...	...	1	139	43	42	35	156	...	...	...
Matra (10 months)	432	...	...	...	...	...	...	...	...	15	169	...	...	134	...	...	...
	4,119	...	...	...	...	1	...	...	1	207	166	44	35	454	110.2	...	...
Agra	1,156	...	...	...	...	...	...	...	6	176	149	38	8	377	...	...	...
Morar	1,976	...	...	...	...	...	...	...	...	...	...	...	...	...	...	...	...
Gwalior Citadel	355	...	...	...	...	...	...	...	...	...	...	...	...	...	...	...	...
Jhansi	491	...	...	...	...	...	...	...	...	...	...	...	...	...	...	...	...
Nowgong	315	...	...	...	...	...	...	...	...	...	...	...	...	...	...	...	...
Saugor	456	...	...	...	...	...	...	...	...	...	...	...	...	...	...	...	...
Jubbulpore	454	...	...	...	...	...	...	...	...	...	...	...	...	...	...	...	...
	4,213	...	...	...	...	...	...	...	6	176	149	38	8	377	89.5	...	...
Umballa	1,380	...	...	...	...	...	...	...	...	...	9	13	3	25	...	...	...
Phillour (5 months)	64	...	...	...	...	...	...	...	...	...	...	...	...	...	...	...	...
Jullundur	800	...	...	...	...	...	...	...	...	...	...	...	...	...	...	...	...
Ferozepore	1,118	...	...	...	...	...	...	...	...	...	...	...	...	...	...	...	...
Mooltan	831	...	...	...	...	...	...	...	...	...	...	...	...	...	...	...	...
Iera Ismael Khan	99	...	...	...	...	...	...	...	...	...	...	...	...	...	...	...	...
Sealkote	1,119	...	...	...	...	...	...	...	...	...	...	...	...	...	...	...	...
Umritsar	273	...	...	...	...	...	...	...	...	...	...	...	...	...	...	...	...
Fort Lahore	82	...	...	...	...	...	...	...	...	...	...	...	...	...	...	...	...
Mewan Meer	1,013	...	...	...	...	...	...	...	...	...	...	...	...	...	...	...	...
Rawalpindoe	1,783	...	...	...	...	...	...	...	...	...	...	...	...	...	...	...	...
Campbellpore	135	...	...	...	...	...	...	...	...	...	...	...	...	...	...	...	...
Attock	180	...	...	...	...	...	...	...	...	...	...	...	...	...	...	...	...
Nowshera	693	...	...	...	...	...	...	...	...	...	...	...	...	...	...	...	...
Peshawar	2,044	...	...	...	...	...	...	...	...	...	...	...	...	...	...	...	...
Cherat	...	...	...	...	...	...	...	...	...	...	...	...	...	...	...	...	...
	12,118	...	...	...	...	...	...	...	...	...	9	13	3	25	67	...	...
Darjeeling	85	...	...	...	...	...	...	...	...	...	...	...	...	...	...	...	...
Ranehhet	479	...	...	...	...	...	...	...	...	...	...	...	...	...	...	...	...
Chackrata	772	...	...	...	...	...	...	...	...	...	...	...	...	...	...	...	...
Daghaia (10 months)	940	...	...	...	...	...	...	...	...	...	...	...	...	...	...	...	...
Sukathoo (10 months)	900	...	...	...	...	...	...	...	...	...	...	...	...	...	...	...	...
Jatogh (9 months)	95	...	...	...	...	...	...	...	...	...	...	...	...	...	...	...	...
Kumra	109	...	...	...	...	...	...	...	...	...	...	...	...	...	...	...	...
Dharmasalla (8 months)	...	...	...	...	...	...	...	...	...	...	...	...	...	...	...	...	...
Murree Hills (5 months)	608	...	...	...	...	...	...	...	...	...	...	...	...	...	...	...	...
As for 12 months	3,379	...	...	...	...	...	...	...	...	...	...	...	...	...	...	...	...
Darjeeling Depot (9 months)	105	...	...	...	...	...	...	...	...	...	...	...	...	...	...	...	...
Nynee Tal " (9 months)	241	...	...	...	...	...	...	...	...	...	...	...	...	...	...	...	...
Lindoor " (7 months)	205	...	...	...	...	...	...	...	...	...	...	...	...	...	...	...	...
Kussowlie " (7 months)	656	...	...	...	...	...	...	...	...	...	...	...	...	...	...	...	...
Talhouse " (7 months)	492	...	...	...	...	...	...	...	...	...	...	...	...	...	...	...	...
Murree (7 months)	526	...	...	...	...	...	...	...	...	...	...	...	...	...	...	...	...
BENGAL PRESIDENCY	36,607	...	...	7	196	316	76	241	466	1,126	1,006	455	156	4,045	110.8	...	...



STATIONS.	Average Strength for the period of occupation.	NUMBER OF ADMISSIONS INTO HOSPITAL IN EACH MONTH.												Total Admissions of the Year.	Admission-rate per 1,000 of Strength.	Number of Deaths.	Death-rate per 1,000 of Strength.
		Jan.	Feb.	Mar.	April.	May.	June.	July.	Aug.	Sept.	Oct.	Nov.	Dec.				
Troops marching, Bombay ...	...	...	...	...	...	...	...	...	...	...	...	...	...	...	...	...	...
Deolice Depôt, Bombay Troops	...	...	...	...	...	1	...	...	...	...	...	...	...	1	...	...	...
Poona Depôt, " ...	...	...	...	18	12	...	...	...	2	8	1	...	...	41	...	...	...
Colaba Depôt, " ...	22	...	...	...	...	...	...	...	...	...	...	...	...	...	...	...	...
Troops marching, Madras ...	...	...	...	...	...	...	...	...	...	...	...	...	...	...	...	...	...
Poona and Presidency Depôts ...	154	...	...	...	...	...	...	18	22	...	...	...	...	40	...	...	...
Deolice Depôt, Madras Troops	...	...	...	...	...	...	...	...	...	...	...	...	...	...	...	...	...
Poona and Bombay Depôts, Madras Troops ...	...	...	...	31	7	...	...	...	...	...	...	...	...	38	...	...	...
Nusserabad ...	646	...	...	...	...	...	...	...	...	...	...	13	51	61	...	...	...
Normuch ...	468	...	...	...	...	...	...	...	...	...	...	...	...	...	...	...	...
Indore ...	96	...	...	...	...	...	...	...	...	...	...	...	...	...	...	...	...
Mhow ...	1,432	...	...	...	...	...	...	...	...	...	...	...	...	...	...	...	...
Dessa ...	897	...	...	...	...	...	41	479	69	3	...	...	...	592	...	...	...
Ahmedabad and Baroda ...	106	...	...	...	...	...	...	9	16	...	...	...	...	25	...	...	...
Kurrachee and Ghizree ...	802	...	...	...	...	...	...	...	...	50	65	58	173	...	...	...	...
Hyderabad ...	377	...	...	...	...	...	...	...	...	12	9	21	...	...	...	...	...
Aden ...	703	...	...	3	7	199	114	23	19	4	4	...	4	377	...	...	...
	5,687	...	...	3	7	199	155	511	104	7	51	90	122	1,252	2241	...	...
Bombay ...	443	...	...	...	6	70	77	27	2	...	3	...	...	185	...	...	...
Asserghur ...	130	...	...	...	...	...	...	1	...	...	...	...	...	1	...	...	...
Ahmednuggur ...	592	...	...	...	...	...	...	...	...	...	...	...	...	...	...	...	...
Poona and Kirkee ...	2,308	...	...	213	450	90	26	49	43	67	39	5	3	1,005	...	...	...
Sattara ...	187	...	...	...	...	...	...	...	...	...	...	...	...	...	...	...	...
Belgaum ...	1,037	...	...	...	...	...	...	...	...	...	...	...	...	...	...	...	...
Secunderabad ...	2,596	...	...	...	...	...	...	...	...	...	...	...	...	...	...	...	...
Kamptee ...	1,049	...	...	...	...	...	...	...	...	...	...	...	...	...	...	...	...
	8,307	...	...	213	450	150	100	77	45	67	42	5	3	1,391	1433	...	...
Bellary ...	812	...	...	...	...	...	...	...	...	...	...	...	...	...	...	...	...
Bangalore ...	1,751	...	...	...	3	...	...	...	...	...	...	...	...	3	...	...	...
Cannanore ...	747	30	1	...	...	...	...	...	...	...	...	...	...	31	...	...	...
Mallappooram ...	96	...	...	...	...	...	...	...	...	...	...	...	...	...	...	...	...
Calicut ...	86	...	...	...	...	...	...	...	...	...	...	...	...	...	...	...	...
Trichinopoly ...	311	...	...	...	...	...	...	...	...	18	20	2	1	41	...	...	...
St. Thomas' Mount ...	401	...	...	...	...	...	...	...	...	...	...	...	...	111	...	...	...
Madras ...	742	...	...	...	24	72	9	4	118	58	51	16	1	295	...	...	...
	4,919	30	1	...	30	77	52	122	58	71	36	3	1	481	972	...	...
Rangoon ...	854	...	1	...	18	59	67	43	1	...	...	...	...	189	...	...	...
Toungoo ...	465	...	...	...	...	...	...	...	20	30	11	4	1	66	...	...	...
Thayetung ...	569	...	...	...	...	65	44	30	3	...	...	...	...	142	...	...	...
Port Blair ...	110	...	...	...	...	...	...	...	...	...	...	...	...	...	...	...	...
	1,598	...	1	...	18	124	111	73	24	39	11	4	1	397	1987	...	...
Taraghar, Ajmere (7 months) ...	43	...	...	...	...	...	...	...	...	...	...	...	...	...	...	...	...
Mount Abu ...	148	...	...	...	...	...	...	...	...	...	...	...	...	...	...	...	...
Poorundhar ...	61	...	...	...	...	...	...	...	...	...	...	...	...	...	...	...	...
Pachmurree (Madras Troops, 10 months) ...	151	...	...	...	...	...	...	...	...	...	...	...	...	...	...	...	...
Ramandroog ...	27	...	...	...	...	...	...	...	...	...	...	...	...	...	...	...	...
Wellington ...	293	...	...	...	...	...	...	...	...	...	...	...	...	...	...	...	...
AVERAGE FOR THE YEAR ...	685	...	...	...	...	...	...	...	...	...	...	...	...	...	...	...	...

ARMIES.	Average Strength.	NUMBER OF ADMISSIONS INTO HOSPITAL IN EACH MONTH.												Total Admissions of the Year.	Admission-rate per 1,000 of Strength.	Number of Deaths.	Death-rate per 1,000 of Strength.
		Jan.	Feb.	Mar.	April.	May.	June.	July.	Aug.	Sept.	Oct.	Nov.	Dec.				
Army of Bengal ...	36,507	...	...	7	196	316	76	241	496	1,126	1,006	455	156	4,045	110.8	...	...
Army of Madras ...	11,544	30	2	31	55	291	163	213	104	101	47	7	2	956	82.8	...	...
Army of Bombay ...	10,819	...	...	254	475	350	258	588	151	82	97	95	125	2,485	229.7	...	...
Army of India ...	58,870	30	2	302	726	867	497	1,042	721	1,309	1,159	557	283	7,586	127.2	...	...

\* Of the few deaths attributed to dengue, nearly all were due to heat apoplexy, occurring in the course of the fever.



# EUROPEAN TROOPS, 1872.

XXV.

TABLE showing the PREVALENCE of ENTERIC FEVER and the DISTRIBUTION of the DISEASE by STATIONS and PROVINCES.

STATIONS.	Average Strength for the period of occupation.	NUMBER OF ADMISSIONS INTO HOSPITAL IN EACH MONTH.												Total Admissions of the Year.	Admission-rate per 1,000 of Strength.	Number of Deaths.	Death-rate per 1,000 of Strength.
		Jan.	Feb.	Mar.	April.	May.	June.	July.	Aug.	Sept.	Oct.	Nov.	Dec.				
Deollee Depot (Bengal Troops)	...	...	...	...	...	...	...	...	...	...	...	...	...	...	...	...	...
Peena and Bombay Depots (Bengal Troops)	...	...	...	1*	...	...	...	...	...	...	...	3*	...	4	...	...	...
Troops on march, Bengal and N. W. Provinces	...	...	...	...	...	...	...	...	...	...	...	...	...	...	...	...	...
Recruits, Invalids, &c.	...	...	...	...	...	...	...	...	...	...	...	...	...	...	...	...	...
Port William	828	...	...	1	...	1	...	...	...	...	...	...	...	2	...	...	...
Dum-Dum	702	...	...	...	...	...	...	...	...	...	...	...	...	...	...	...	...
Barrackpore	444	...	...	...	...	...	...	...	...	...	...	...	...	...	...	...	...
	1,974	...	...	1	...	1	...	...	...	...	...	...	...	2	10	...	...
Hazareebaugh	879	...	...	...	3	2	1	...	1	...	...	...	...	7	...	2	...
Dinapore	829	...	...	...	...	...	...	1	1	...	...	...	...	2	...	...	...
Benares	493	...	...	...	...	...	...	...	...	...	...	...	...	...	...	...	...
Chunar	66	...	...	...	...	...	...	...	...	...	...	...	...	...	...	...	...
Fyzabad	966	...	2	...	...	...	...	...	...	...	...	...	...	3	...	1	...
Lucknow	2,439	1	...	1	1	1	...	...	1	...	2	...	1	8	...	3	...
Seetapore	698	...	...	...	...	...	...	...	1	...	...	...	...	2	...	1	...
Puttighur (8 months)	215	...	...	...	...	...	...	...	...	...	...	...	...	...	...	...	...
Cawnpore	856	...	...	...	...	1	...	1	...	...	...	...	...	3	...	1	...
Allahabad	985	2	1	...	...	...	...	...	...	...	...	...	...	3	...	2	...
	8,251	3	3	1	4	4	1	2	4	1	2	...	3	28	3.4	10	1.21
Shahjehanpore	380	...	...	...	...	...	...	...	...	...	...	...	...	...	...	...	...
Hareilly	758	...	...	...	...	1	...	1	...	...	...	...	...	2	...	1	...
Moradabad	285	...	...	...	...	...	...	...	...	...	...	...	...	...	...	...	...
Roorkee	432	...	...	...	...	...	...	...	...	...	...	...	...	...	...	...	...
Meerut	1,611	...	...	...	1	1	...	...	...	3	1	...	...	6	...	3	...
Delhi	513	...	...	...	...	...	...	...	...	...	1	...	...	1	...	1	...
Muttra	432	...	...	...	...	...	...	...	1	...	2	...	...	3	...	2	...
	4,119	...	...	...	1	2	...	1	1	3	3	1	...	12	2.9	7	1.70
Agra	1,156	1	...	...	1	...	...	...	...	...	...	...	...	2	...	1	...
Morar	1,076	...	...	...	...	...	...	...	...	...	...	...	...	...	...	...	...
Wazirpur Citadel	353	...	...	...	...	...	...	...	...	1	...	...	...	1	...	...	...
Jhansi	401	...	...	...	...	...	...	...	...	...	...	...	...	...	...	...	...
Nawabpore	315	...	...	...	...	...	...	...	...	...	...	...	...	...	...	...	...
Sangor	456	...	...	...	...	...	...	...	...	...	...	...	...	...	...	...	...
Jubbulpore	451	...	...	...	...	...	...	...	...	...	...	...	...	...	...	...	...
	4,213	1	...	...	1	...	...	...	...	1	...	...	...	3	7	1	2.4
Unbatta	1,380	...	...	...	...	...	...	...	2	1	2	...	...	5	...	3	...
Phallour (5 months)	61	...	...	...	...	...	...	...	...	...	...	...	...	...	...	...	...
Jullundur	800	...	...	...	...	1	...	...	1	4	1	...	...	7†	...	5†	...
Perozepore	1,118	1	...	...	...	...	...	...	...	...	1	...	...	2	...	2	...
Mooltan	831	...	...	...	...	...	...	...	...	...	...	...	...	...	...	...	...
Dera Ismael Khan	90	...	...	...	...	...	...	...	...	...	...	...	...	...	...	...	...
Sealkote	1,119	...	...	...	...	...	...	...	...	1	...	1	...	2	...	2	...
Umritsur	273	...	...	...	...	...	...	...	...	...	...	...	1	1	...	...	...
Fort Lahore	82	...	...	...	...	2	...	...	...	...	...	...	...	2	...	1	...
Meen Meer	1,013	...	...	...	1	1	4	1	...	...	...	...	...	7	...	3	...
Rawalpindore	1,783	2	1	...	...	1	2	4	...	...	...	...	...	10†	...	7†	...
Campbellpore	135	...	...	...	...	...	...	...	...	...	...	...	...	...	...	...	...
Attock	180	...	1	...	...	...	...	...	...	...	...	...	...	1	...	...	...
Nowshera	693	...	...	...	...	...	...	1	...	1	...	...	...	2	...	2	...
Peshawar	...	...	...	...	...	...	...	2	...	1	...	...	...	3	...	2	...
Cherat	2,044	...	...	...	...	3	1	1	...	...	...	...	...	5	...	6	...
Troops on march, Punjab	...	...	...	...	...	...	...	...	...	...	...	...	...	...	...	...	...
Recruits, Invalids, &c.	...	...	...	...	...	...	...	...	...	...	...	...	...	...	...	...	...
	12,118	3	2	...	1	8	10	6	5	6	4	1	1	47	3.9	33	2.72
Darjeeling	85	...	...	...	...	...	...	...	...	...	...	...	...	...	...	...	...
Raneekhet	479	...	...	...	...	...	...	1	1	...	2	...	...	4	...	4	...
Chuckrata	772	...	...	...	...	...	...	...	...	...	...	...	...	...	...	...	...
Dugshale (10 months)	940	...	...	...	...	...	...	1	...	...	...	...	...	1	...	1	...
Subathoo (10 months)	990	...	...	...	...	1	...	...	...	1	...	...	...	2	...	2	...
Jatogh (9 months)	95	...	...	...	...	...	...	...	...	...	...	...	...	...	...	...	...
Kangra } (8 months)	100	...	...	...	...	...	...	...	...	...	...	...	...	...	...	...	...
Dhumsalla }	668	...	...	...	...	...	...	...	...	...	...	...	...	...	1	1	...
Murree Hills (5 months)	...	...	...	...	...	...	...	...	...	...	...	...	...	...	...	...	...
As for 12 MONTHS	3,379	...	...	...	...	1	...	2	1	1	2	...	...	7	2.1	8	2.37
Darjeeling Depot (9 months)	105	...	...	...	...	...	...	...	...	...	...	...	...	...	...	...	...
Nynee Tal " (9 months)	241	...	...	...	...	...	...	...	...	...	...	...	...	...	...	...	...
Landour " (7 months)	295	...	...	...	...	...	...	...	...	...	...	...	...	...	...	...	...
Knessowle " (7 months)	656	...	...	...	...	...	...	...	...	...	...	...	...	...	...	...	...
Dalhousie " (7 months)	562	...	...	...	...	...	...	...	...	...	...	...	...	...	...	...	...
Murree " (7 months)	526	...	...	...	...	...	...	...	...	...	...	...	...	...	...	...	...
FOR SEASON OF OCCUPATION	2,325	...	...	...	...	...	...	...	...	...	...	...	...	...	...	...	...

\* These cases were landed from the Overland Troopships.

† Stations of Regiments recently arrived from England.



STATIONS.	Average Strength for the period of occupation.	NUMBER OF ADMISSIONS INTO HOSPITAL IN EACH MONTH.												Total Admissions of the Year.	Admission-rate per 1,000 of Strength.	Number of Deaths.	Death-rate per 1,000 of Strength.
		Jan.	Feb.	Mar.	Apr.	May.	June.	July.	Aug.	Sept.	Oct.	Nov.	Dec.				
Troops on march, Bombay Presidency	...	...	...	...	...	...	...	...	...	...	...	...	...	...	...	...	...
Deolaloe Depôt, Bombay Troops	...	...	...	...	...	...	...	...	...	...	...	...	...	...	...	...	...
Poona " "	...	...	...	...	...	...	...	...	...	...	...	...	...	...	...	...	...
Colaba " "	22	...	...	...	...	...	...	...	...	...	...	...	...	...	...	...	...
Troops on march, Madras Presidency	...	...	...	...	...	...	...	...	...	...	...	...	...	...	...	...	...
Poomalloe and Presidency Depôts	154	...	...	...	...	...	...	...	...	...	...	...	...	...	...	...	...
Deolaloe Depôt, Madras Troops	...	...	...	...	...	...	...	...	...	...	...	...	...	...	...	...	...
Poona and Bombay Depôts, Madras Troops	...	...	...	...	...	...	...	...	...	...	...	...	...	...	...	...	...
Nusseerabad	646	...	...	...	1	...	...	...	1	4	...	1	...	7	...	7	...
Nemuch	468	...	1	...	...	...	...	...	1	1	...	...	...	2	...	1	...
Indore	96	...	...	...	...	...	...	...	1	...	...	...	...	1	...	...	...
Mhow	1,432	...	...	...	...	...	...	...	...	...	...	...	...	...	...	...	...
Deesa	897	...	...	...	...	...	...	...	...	1	...	...	...	1	...	...	...
Ahmedabad and Baroda	169	...	...	...	...	...	...	...	...	...	...	...	...	...	...	...	...
Kurrachee and Ghizree	892	2	...	...	...	2	...	...	1	3	...	...	...	8	...	4	...
Hyderabad	377	...	...	...	...	...	...	...	2	...	...	...	1	3	...	3	...
Aden	793	...	1	...	...	...	...	...	...	...	...	...	...	1	...	1	...
	5,597	2	2	...	1	2	...	...	2	12	...	1	1	23	41	16	286
Bombay	443	...	...	...	2	...	...	...	...	...	...	...	1	3	...	2	...
Asserghur	130	...	...	...	...	...	...	...	...	...	...	...	...	...	...	...	...
Ahmednuggur	692	...	...	...	...	...	...	...	...	1	1	2	...	4	...	1	...
Poona and Kirkee	2,308	1	...	...	...	...	...	...	3	...	2	...	...	6	...	4	...
Sattara	187	...	...	...	...	...	...	...	...	...	...	3	...	3	...	...	...
Belgaum	1,037	...	...	...	...	...	...	...	...	...	...	...	...	...	...	...	...
Secunderabad	2,586	2	2	3	4	4	1	3	3	10	3	...	...	35	...	14	...
Kamptee	1,940	...	...	...	...	...	...	...	...	...	...	...	...	...	...	...	...
	8,307	3	2	3	6	4	1	3	6	11	6	2	4	61	61	21	253
Bellary	812	...	...	...	...	...	...	...	...	...	...	...	...	...	...	...	...
Bangalore	1,754	1	3	6	1	3	2	3	4	...	...	...	...	23	...	7	...
Cannanore	747	...	...	...	...	...	...	1	...	...	...	...	...	12	...	4	...
Mallapooram	96	...	...	...	...	...	...	...	...	...	...	...	...	...	...	...	...
Calicut	86	...	...	...	...	...	...	...	...	...	...	...	...	...	...	...	...
Trichinopoly	311	...	...	...	...	...	...	...	...	...	...	...	...	...	...	...	...
St. Thomas' Mount	491	...	...	...	...	...	...	1	1	...	...	...	...	3	...	1	...
Madras	742	...	...	...	...	...	...	...	...	...	...	...	...	...	...	...	...
	4,949	2	3	6	1	3	2	5	5	...	...	...	13	40	81	12	243
Rangoon	854	1	1	...	...	...	...	...	...	...	...	...	...	2	...	...	...
Toungbo	465	...	...	...	...	...	...	...	...	...	...	...	...	...	...	...	...
Thayetmye	569	...	...	...	...	...	...	...	...	...	...	...	...	...	...	...	...
Fort Blair	110	...	...	...	...	...	...	...	...	...	...	...	...	...	...	...	...
	1,998	1	1	...	...	...	...	...	...	...	...	...	...	2	10	...	...
Taragbur, Ajmere (7 months)	43	...	...	...	...	...	...	...	...	...	1	...	...	1	...	1	...
Mount Abu	148	...	...	...	...	...	...	...	...	...	...	...	...	...	...	...	...
Poorandhur	64	...	...	...	...	...	...	...	...	...	...	...	...	...	...	...	...
Puchmurree (Madras Troops, 10 months)	151	...	...	...	...	...	...	...	...	...	...	...	...	...	...	...	...
Ramandroog	27	...	...	...	...	...	...	...	...	...	...	...	...	...	...	...	...
Wellington	203	...	...	...	...	...	1	...	...	...	...	...	...	1	...	1	...
AVERAGE FOR THE YEAR	685	...	...	...	...	...	1	...	...	...	1	...	...	2	29	2	292

ARMIES.	Average Strength.	NUMBER OF ADMISSIONS INTO HOSPITAL IN EACH MONTH.												Total Admissions of the Year.	Admission-rate per 1,000 of Strength.	Number of Deaths.	Death-rate per 1,000 of Strength.
		Jan.	Feb.	Mar.	Apr.	May.	June.	July.	Aug.	Sept.	Oct.	Nov.	Dec.				
Army of Bengal	36,507	7	5	3	7	16	11	11	11	12	11	5	4	103	29	59	1.62
Army of Madras	11,544	5	6	9	5	7	4	8	8	10	3	...	13	78	6.8	27	2.34
Army of Bombay	10,819	3	2	...	3	2	...	...	5	13	4	3	5	40	3.7	24	2.22
Army of India	58,870	15	13	12	15	25	15	19	24	35	18	8	22	221	3.8	110	1.87

\* H. M.'s 43rd Regiment, arrived from England in November 1872.



# EUROPEAN TROOPS, 1872.

## XXVI.

TABLE showing the PREVALENCE of FEVER in each MONTH, and the DISTRIBUTION of FEVERS by STATIONS and PROVINCES.

(Excluding Enteric Fever, which is shown separately in Table XXV.)

STATIONS.	Average Strength for the period of occupation.	NUMBER OF ADMISSIONS INTO HOSPITAL IN EACH MONTH.												Total Admissions of the Year.	Admission-rate per 1,000 of Strength.	Number of Deaths.	Death-rate per 1,000 of Strength.
		Jan.	Feb.	Mar.	April.	May.	June.	July.	Aug.	Sept.	Oct.	Nov.	Dec.				
Deolalee Depot (Bengal Troops)	...	3	3	2	...	...	...	1	1	...	1	7	...	18	...	1	...
Poona and Bombay Depôts (Bengal Troops)	...	...	...	...	...	...	...	...	...	...	...	...	...	...	...	...	...
Troops on march, Bengal and N. W. P.	...	20	16	...	...	...	...	...	...	...	...	21	37	94	...	1	...
Recruits, Invalids, &c., Bengal and N. W. P.	...	...	4	22	4	...	...	...	...	...	...	...	...	30	...	...	...
Fort William	828	23	7	15	33	37	60	101	79	33	18	15	29	450	...	...	...
Dum-Dum	702	24	14	13	29	3	6	18	26	20	39	27	6	235	...	3	...
Barrackpore	444	9	12	13	22	9	14	18	10	7	14	29	25	182	...	2	...
	1,974	56	33	41	84	49	80	137	115	60	71	71	60	857	431.2	5	2.33
Hazareebaugh	879	11	2	5	12	10	8	14	27	48	44	21	8	210	...	1	...
Dinapore	829	13	8	13	14	14	17	23	6	22	50	19	6	205	...	1	...
Benares	493	4	5	4	4	14	13	15	19	6	9	5	3	101	...	...	...
Chunar	66	1	...	...	1	...	...	4	9	12	8	5	2	42	...	...	...
Fyzabad	966	5	6	9	11	12	12	11	6	4	38	10	7	131	...	1	...
Lucknow	2,426	9	12	19	43	34	86	56	54	54	43	16	16	442	...	3	...
Seetapore	608	1	2	2	37	16	19	15	15	14	7	2	12	143	...	2	...
Futchehgar (8 months)	215	...	...	3	18	15	14	17	9	15	17	...	...	108	...	...	...
Cawnpore	856	7	2	32	31	36	39	54	34	9	13	13	14	284	...	1	...
Allahabad	985	26	15	13	29	31	33	37	24	42	90	48	40	428	...	4	...
	8,251	77	52	100	200	182	241	246	293	295	319	139	108	2,093	253.8	13	1.58
Shahjehanpore	389	3	2	5	9	7	5	15	6	11	11	1	10	85	...	2	...
Bareilly	758	12	9	10	28	14	28	29	13	14	18	8	8	191	...	...	...
Moradabad	205	2	2	1	3	6	5	2	3	5	5	4	1	39	...	1	...
Roorkhee	432	3	8	17	4	13	17	12	12	25	30	7	6	154	...	2	...
Meerut	1,441	27	48	38	56	86	76	78	219	134	209	58	21	1,030	...	4	...
Delhi	543	5	5	12	30	33	21	37	80	94	167	69	29	573	...	2	...
Muttra (10 months)	432	12	4	8	13	3	5	12	14	9	4	...	...	84	...	...	...
	4,119	64	78	91	183	162	157	185	347	292	444	138	75	2,176	525.3	11	2.67
Agra	1,156	17	10	8	26	20	24	25	21	15	20	14	8	208	...	...	...
Morar	1,076	86	80	81	52	52	41	52	49	116	55	55	19	738	...	...	...
Gwalior Citadel	355	11	20	14	22	22	17	23	13	14	3	8	6	173	...	...	...
Jhansi	401	85	40	17	18	20	29	38	44	103	168	113	71	748	...	1	...
Nowgong	315	25	22	17	17	22	19	26	19	25	21	7	15	235	...	1	...
Sagar	456	19	5	5	26	24	19	36	61	49	127	55	27	563	...	...	...
Jubbulpore	454	3	...	5	6	4	5	2	8	26	31	21	23	134	...	1	...
	4,213	246	177	147	167	164	154	202	215	409	425	273	169	2,739	650.1	3	7.1
Umballa	1,389	19	14	14	31	42	38	40	59	178	169	48	10	698	...	1	...
Phillour (5 months)	64	...	...	...	...	2	1	...	15	13	...	...	...	31	...	4	...
Jullundur	809	5	3	7	23	21	15	16	38	51	32	8	3	222	...	3	...
Ferozepore	1,118	6	5	5	36	38	46	39	43	70	57	34	10	390	...	...	...
Mooltan	831	6	4	13	9	24	39	40	51	45	98	117	56	592	...	4	...
Dera Ismael Khan	99	...	3	...	...	2	2	2	6	18	47	38	29	147	...	1	...
Sealkote	1,119	23	20	21	60	39	36	27	32	59	72	38	35	431	...	4	...
Umritsur	273	7	2	2	3	14	8	13	36	48	45	33	23	294	...	2	...
Fort Lahore	82	3	...	1	7	3	8	13	9	3	44	34	7	132	...	...	...
Meean Meer	1,013	12	13	24	34	39	62	50	97	150	303	233	153	1,179	...	1	...
Rawalpindie	1,783	54	49	44	51	79	97	64	42	39	41	40	28	628	...	2	...
Campbellpore	135	6	1	4	3	9	9	3	3	4	12	7	4	65	...	1	...
Attock	180	8	3	...	5	14	10	8	36	40	45	42	55	266	...	...	...
Nowshera	683	16	22	14	13	22	34	31	44	86	240	355	222	1,099	...	...	...
Peshawar	...	36	26	27	33	52	86	106	195	519	785	564	438	2,988	...	4	...
Cherat	2,044	...	...	...	...	10	10	36	17	27	14	4	...	133	...	...	...
Troops on march, Punjab	...	18	2	...	...	...	...	...	...	...	1	56	43	100	...	...	...
Recruits, Invalids, &c., Punjab	...	...	...	6	5	...	...	...	...	...	...	...	...	11	...	...	...
	12,118	219	167	182	319	411	504	494	723	1,371	2,065	1,631	1,136	9,139	754.2	27	2.33
Darjeeling	85	1	1	2	2	5	2	1	1	...	...	1	...	16	...	...	...
Raneelber	479	4	1	2	3	8	6	10	1	9	...	9	5	7	...	1	...
Chuckrata	772	1	3	9	10	10	15	7	5	3	5	8	5	79	...	...	...
Dugshale (10 months)	940	8	5	2	...	11	7	16	3	9	5	1	5	72	...	1	...
Subathoo (10 months)	900	6	4	2	5	6	5	19	11	13	7	1	...	79	...	...	...
Jutogh (9 months)	95	...	...	...	1	...	1	1	...	...	...	...	...	3	...	...	...
Kangra (8 months)	...	...	...	...	...	...	...	...	1	2	2	1	...	6	...	...	...
Dharmasalla	169	...	...	...	...	...	...	1	4	3	...	...	...	8	...	...	...
Murree Hills (5 months)	968	...	...	...	6	26	6	9	7	6	1	...	...	61	...	...	...
As for 12 Months	3,379	20	14	17	27	66	42	64	33	45	27	14	20	389	115.1	2	5.9
Darjeeling Depot (9 months)	105	...	...	7	6	8	9	5	6	3	2	...	1	47	...	...	...
Nynee Tal (9 months)	211	3	1	...	4	9	12	14	6	4	9	1	7	70	...	...	...
Landour (7 months)	205	...	...	...	8	10	7	11	10	4	4	...	1	55	...	...	...
Kussowlee (7 months)	656	1	...	...	62	40	40	23	13	12	12	11	13	237	...	2	...
Dalhousie (7 months)	502	...	...	...	29	21	7	4	5	5	2	1	...	65	...	...	...
Murree (7 months)	526	...	...	...	21	13	17	23	15	6	7	2	...	104	...	...	...
FOR SEASON OF OCCUPATION	2,325	4	1	7	121	101	92	80	53	34	36	15	22	568	223.7	2	2.6



STATIONS.	Average Strength for the period of occupation.	NUMBER OF ADMISSIONS INTO HOSPITAL IN EACH MONTH.												Total Admissions of the Year.	Admission-rate per 1,000 of Strength.	Number of Deaths.	Death-rate per 1,000 of Strength.
		Jan.	Feb.	Mar.	April.	May.	June.	July.	Aug.	Sept.	Oct.	Nov.	Dec.				
Troops on march, (Bombay Presidency) ...	...	48	12	4	...	...	...	...	...	...	...	21	23	108	...	...	...
Deolallee Depôt, (Bombay Troops) ...	...	2	1	...	...	...	1	...	...	1	...	7	3	15	...	...	...
Poona Depôt ...	...	3	25	29	1	...	...	...	1	...	1	...	...	61	...	...	...
Colaba Depôt ...	22	1	6	9	9	6	3	1	...	1	...	...	...	35	...	...	...
Troops on march (Madras Presidency) ...	...	5	2	...	...	...	...	...	...	...	...	18	38	63	...	...	...
Poonamallee and Presidency Depôts ...	134	...	1	2	5	1	1	4	4	...	1	1	1	21	...	...	...
Deolallee Depôt (Madras Troops) ...	...	...	...	2	...	...	...	...	...	...	...	...	...	2	...	...	...
Poona and Bombay Depôts (Madras Troops) ...	...	4	22	22	1	...	...	...	...	...	...	...	...	49	...	...	...
Nascerabad ...	695	10	18	13	34	29	34	48	60	115	205	74	80	750	...	...	...
Nemuch ...	468	8	3	7	10	2	4	8	15	13	122	48	48	288	...	...	...
Indore ...	91	...	...	3	...	2	1	...	3	8	7	4	...	28	...	...	...
Mhow ...	1,452	30	23	28	60	45	29	33	152	309	340	62	15	1,156	...	1	...
Brean ...	897	9	14	18	19	9	41	25	23	48	454	308	182	1,150	...	3	...
Ahmedabad and Baroda ...	165	18	8	5	6	4	36	18	19	12	18	26	15	185	...	...	...
Kurrachee and Ghazree ...	892	24	14	17	29	25	39	32	38	46	51	70	95	480	...	2	...
Hyderabad ...	377	1	1	7	8	5	14	10	16	22	75	119	76	354	...	...	...
Aden ...	703	3	6	6	6	7	20	30	12	15	7	1	29	148	...	...	...
	5,587	103	87	104	172	128	224	204	338	658	1,279	702	549	4,539	812.4	6	1.07
Bombay ...	443	9	9	15	30	17	11	13	13	8	73	37	28	263	...	2	...
Asserghur ...	130	5	5	7	...	8	6	5	5	11	18	...	3	73	...	...	...
Ahmednagar ...	492	23	10	8	20	19	22	18	12	13	19	14	4	182	...	...	...
Poona and Kirkee ...	2,398	52	21	61	79	64	36	60	68	54	75	139	113	822	...	...	...
Sattara ...	187	3	...	...	5	1	1	...	5	4	6	2	5	32	...	...	...
Belgaum ...	1,097	13	10	16	15	12	13	4	4	10	7	15	7	126	...	...	...
Secunderabad ...	2,586	22	32	31	61	82	49	50	54	59	64	57	31	595	...	1	...
Kamptee ...	1,090	23	24	12	40	63	94	31	64	234	383	138	77	1,183	...	6	...
	8,307	150	111	150	250	296	232	181	225	320	645	402	271	3,276	391.4	9	1.08
Bellary ...	812	1	1	40	23	11	8	3	1	3	6	26	25	148	...	1	...
Bangalore ...	1,754	18	16	32	36	17	20	19	8	6	8	10	91	281	...	...	...
Cannanore ...	747	15	15	10	3	5	5	13	12	8	3	3	8	100	...	...	...
Mallipoorun ...	96	...	...	...	...	...	...	1	...	1	...	...	...	2	...	...	...
Calicut ...	86	...	...	...	...	...	1	...	...	...	...	...	...	4	...	...	...
Trichinopoly ...	311	4	3	2	6	4	2	4	2	7	6	6	4	50	...	...	...
St. Thomas' Mount ...	401	8	12	10	6	2	2	1	1	...	4	1	3	50	...	...	...
Madras ...	742	4	12	16	24	45	14	26	6	20	11	8	...	186	...	...	...
	4,919	50	59	110	98	84	52	68	30	47	38	54	131	821	165.9	1	2.0
Rangoon ...	854	8	5	4	2	2	4	4	1	3	5	2	9	40	...	...	...
Toungoo ...	465	3	2	4	2	4	7	14	2	1	1	1	6	47	...	...	...
Thayemyo ...	660	5	2	2	1	...	4	2	...	1	2	2	4	25	...	...	...
Port Blair ...	110	...	1	...	...	...	6	1	2	...	...	...	...	10	...	...	...
	1,598	16	10	10	5	6	21	21	5	6	8	5	19	131	65.5	...	...
Taragarh, Ajmere (7 months) ...	43	...	...	...	1	1	1	1	5	4	6	3	...	22	...	...	...
Mount Abo ...	148	19	3	8	5	25	12	35	8	5	54	59	55	280	...	...	...
Poorundhur ...	64	29	7	2	10	1	1	...	...	...	3	1	...	54	...	...	...
Puchmuree, (Madras Troops, 10 months) ...	151	...	...	4	32	28	20	31	15	17	8	10	8	179	...	...	...
Ramandroog ...	27	...	...	...	...	...	...	...	...	...	...	...	...	...	...	...	...
Wellington ...	293	...	1	...	1	4	10	9	4	7	6	2	4	46	...	...	...
AVERAGE FOR THE YEAR ...	665	48	11	14	49	59	44	77	32	53	75	72	67	581	848.2	...	...

ARMIES.	Average Strength.	NUMBER OF ADMISSIONS INTO HOSPITAL IN EACH MONTH.												Total Admissions of the Year.	Admission-rate per 1,000 of Strength.	Number of Deaths.	Death-rate per 1,000 of Strength.
		Jan.	Feb.	Mar.	April.	May.	June.	July.	Aug.	Sept.	Oct.	Nov.	Dec.				
Army of Bengal ...	30,507	709	545	609	1,065	1,135	1,267	1,409	1,692	2,424	3,328	2,309	1,907	18,103	495.9	65	1.78
Army of Madras ...	11,514	120	151	193	253	268	247	214	176	360	506	291	312	3,690	267.7	8	.69
Army of Bombay ...	10,819	310	195	263	347	292	331	342	459	770	1,541	901	781	6,612	611.2	8	.74
Army of India ...	58,870	1,139	891	1,065	1,655	1,685	1,845	1,965	2,327	3,567	5,375	3,501	2,700	27,805	472.3	81	1.38



# EUROPEAN TROOPS, 1872.

## XXVII.

TABLE showing the PREVALENCE of APOPLEXY and SUNSTROKE in each MONTH and the DISTRIBUTION of these DISEASES by STATIONS and PROVINCES.

STATIONS.	Average Strength for the period of occupation.	NUMBER OF ADMISSIONS INTO HOSPITAL IN EACH MONTH.												Total Admissions of the Year.	Admission-rate per 1,000 of Strength.	Number of Deaths.	Death-rate per 1,000 of Strength.
		Jan.	Feb.	Mar.	April.	May.	June.	July.	Aug.	Sept.	Oct.	Nov.	Dec.				
Deolalie Depôt (Bengal Troops)	...	...	...	...	...	...	...	...	...	...	...	...	...	...	...	2	...
Poona and Bombay Depôt (Bengal Troops)	...	...	...	...	...	...	...	...	...	...	...	...	...	...	...	...	...
Troops on march, Bengal and N. W. P.	...	...	...	...	...	...	...	...	...	...	...	...	...	...	...	...	...
Recruits, Invalids, &c., Bengal and N. W. P.	...	...	...	...	...	...	...	...	...	...	...	...	...	...	...	1	...
Fort William	828	...	...	...	1	...	...	...	...	1	...	...	...	2	...	...	...
Dum-Dum	702	...	...	1	...	1	...	...	...	...	...	...	...	4	...	1	...
Barackpore	444	...	...	...	...	1	...	...	1	...	...	...	1	6	...	2	...
	1,974	...	...	1	2	2	3	...	1	1	1	...	1	12	61	3	1.52
Hazarebhangh	879	...	...	...	...	...	1	...	...	...	...	...	...	1	...	...	...
Dinapore	829	...	...	...	...	...	...	...	...	1	...	...	...	1	...	...	...
Benares	493	...	...	...	...	1	...	1	...	...	...	...	...	3	...	2	...
Chunar	66	...	...	...	...	...	1	...	...	...	...	...	...	1	...	...	...
Fyzabad	966	...	...	1	...	1	...	...	...	...	...	...	...	2	...	1	...
Lucknow	2,426	...	...	...	...	...	2	...	...	3	...	...	...	5	...	4	...
Seetapore	608	...	...	...	...	...	...	...	...	...	...	...	...	...	...	...	...
Putteghur (8 months)	215	...	...	...	...	...	...	...	...	1	...	...	...	1	...	1	...
Cawnpore	856	...	...	...	...	3	18	3	...	...	...	...	...	24	...	6	...
Allahabad	985	...	...	...	1	...	2	1	1	...	...	...	...	5	...	1	...
	8,351	...	...	1	1	5	25	6	1	5	...	...	...	43	52	15	1.82
Shahjehanpore	380	...	...	...	...	...	...	...	...	...	...	...	...	...	...	...	...
Bareilly	758	...	...	...	...	...	2	...	...	...	...	...	...	2	...	...	...
Meradabad	205	...	...	...	...	...	...	...	...	...	...	...	...	...	...	...	...
Roorkee	432	...	...	...	...	...	...	...	...	1	...	...	...	1	...	...	...
Meerut	1,441	...	...	...	3	1	4	9	6	2	1	1	...	27	...	4	...
Delhi	543	...	...	...	...	...	1	...	...	...	...	...	...	1	...	1	...
Muttra (10 months)	432	...	1	...	...	...	...	...	...	...	...	...	...	1	...	...	...
	4,119	...	1	...	3	1	7	9	6	3	1	1	...	32	78	5	1.21
Agra	1,156	...	...	...	...	1	5	...	1	...	...	...	...	7	...	2	...
Meer	1,076	...	...	...	...	...	...	1	...	1	...	...	...	2	...	2	...
Gwalior Citadel	355	...	...	...	...	...	1	...	...	...	...	...	...	1	...	...	...
Jhansi	491	...	...	...	...	...	2	...	...	...	...	...	...	2	...	1	...
Nawabpore	315	...	...	...	...	...	2	...	...	...	...	...	...	2	...	1	...
Saugor	456	...	...	...	...	...	...	...	...	...	...	...	...	...	...	...	...
Jubbulpore	454	...	...	...	...	...	...	...	...	...	...	1	...	1	...	...	...
	4,213	...	...	...	...	1	10	1	1	1	...	1	...	15	36	6	1.41
Umballa	1,380	...	...	...	...	1	1	...	1	1	1	...	...	5	...	2	...
Phillour (5 months)	64	...	...	...	...	...	...	...	...	...	...	...	...	...	...	...	...
Jullundur	800	...	...	...	...	...	...	...	...	...	...	...	...	1	...	1	...
Ferozapore	1,118	...	...	...	...	...	12	...	...	...	...	...	...	12	...	3	...
Mooltan	831	...	...	...	...	...	2	1	2	...	...	...	...	5	...	1	...
Dera Ismael Khan	99	...	...	...	...	...	...	...	...	...	...	...	...	...	...	...	...
Sialkot	1,119	...	...	...	...	...	...	...	...	1	...	...	...	1	...	1	...
Umrkot	273	...	...	...	...	...	1	...	...	...	...	...	...	1	...	2	...
Fort Lahore	82	...	...	...	...	...	1	...	1	...	...	...	...	2	...	2	...
Mewan Meer	1,013	...	...	...	...	...	3	2	9	...	...	1	...	15	...	6	...
Rawalpindree	1,783	...	...	1	...	...	2	...	...	...	...	...	...	3	...	3	...
Cambellpore	135	...	...	...	...	...	...	...	...	...	...	...	...	...	...	...	...
Attock	180	...	...	...	...	...	1	...	...	...	...	...	...	1	...	1	...
Nowshera	693	...	...	...	...	...	...	...	...	...	...	...	...	1	...	...	...
Peshawar	...	...	...	...	...	...	...	...	...	...	...	...	...	4	...	2	...
Cherat	2,044	...	...	...	1	...	2	1	...	1	...	...	...	1	...	...	...
Troops on march, Panjab	...	...	...	1	...	...	...	...	...	...	...	...	...	1	...	...	...
Recruits, Invalids, &c., Panjab	...	...	...	...	...	...	...	...	...	...	...	...	...	...	...	1	...
	12,118	...	...	2	1	1	27	5	12	3	1	1	...	53	44	25	2.06
Darjeeling	85	...	...	...	...	...	...	...	...	...	1	...	...	1	...	...	...
Raneekhet	479	...	...	...	...	...	...	...	...	...	...	...	...	...	...	...	...
Cackrata	772	...	...	...	...	...	...	...	...	...	...	...	...	...	...	...	...
Dagshale (10 months)	940	...	...	...	...	...	...	...	...	...	...	...	...	...	...	...	...
Subathoo (10 months)	900	...	...	...	...	...	...	...	...	...	...	...	...	...	...	...	...
Jutogh (9 months)	95	...	...	...	...	...	...	...	...	...	...	...	...	...	...	...	...
Kangra (8 months)	...	...	...	...	...	...	...	...	...	...	...	...	...	...	...	...	...
Dharmasalla	109	...	...	...	...	...	...	...	...	...	...	...	...	...	...	...	...
Murree Hills (5 months)	698	...	...	...	...	...	...	...	...	...	...	...	...	...	...	...	...
As for 12 Months	3,379	...	...	...	...	...	...	...	...	...	1	...	...	1	3	...	...
Darjeeling Depôt (9 months)	105	...	...	...	...	...	...	...	...	...	...	...	...	...	...	...	...
Nynee Tal " (9 months)	241	...	...	...	...	...	...	...	...	...	...	...	...	...	...	...	...
Landsour " (7 months)	295	...	...	...	...	...	...	1	...	...	...	...	...	1	...	1	...
Kussowlee " (7 months)	656	...	...	...	...	...	...	...	...	...	...	...	...	...	...	...	...
Dalhousie " (7 months)	592	...	...	...	...	...	...	...	...	...	...	...	...	...	...	...	...
Murree " (7 months)	526	...	...	...	...	...	...	...	...	...	...	...	...	...	...	...	...
For Season of Occupation	2,325	...	...	...	...	...	...	1	...	...	...	...	...	1	4	1	43



STATIONS.	Average Strength for the period of occupation.	NUMBER OF ADMISSIONS INTO HOSPITAL IN EACH MONTH.												Total Admissions of the Year.	Admission-rate per 1,000 of Strength.	Number of Deaths.	Death-rate per 1,000 of Strength.
		Jan.	Feb.	Mar.	Apr.	May.	June.	July.	Aug.	Sept.	Oct.	Nov.	Dec.				
Troops on march, (Bombay Presidency)	...	1	3	1	...	...	...	...	...	...	...	...	...	5	...	1	...
Droolice Depot, (Bombay Troops)	...	...	...	...	...	...	...	...	...	...	...	...	...	...	...	...	...
Poona " "	...	...	1	...	...	...	...	...	...	...	...	...	...	1	...	...	...
Colaba " "	22	...	...	...	...	...	...	...	...	...	...	...	...	...	...	...	...
Troops on march, (Madras Presidency)	...	...	...	...	...	...	...	...	...	...	...	...	...	...	...	...	...
Poonamallee and Presidency Depôts	154	...	...	...	...	1	...	...	...	...	1	...	...	2	...	2	...
Desolice Depot, (Madras Troops)	...	...	...	...	...	...	...	...	...	...	...	...	...	...	...	...	...
Poona and Bombay Depôts, (Madras Troops)	...	...	...	...	...	...	...	...	...	...	...	...	...	...	...	...	...
Nusseerabad	646	...	...	...	...	...	5	...	...	...	...	...	...	5	...	2	...
Neemuch	468	...	...	...	...	...	1	...	...	...	1	...	...	2	...	2	...
Indore	96	...	...	...	...	1	...	...	...	...	...	...	...	1	...	...	...
Mhow	1,432	...	...	...	...	...	4	...	...	...	...	1	...	5	...	3	...
Deesa	897	...	...	...	...	1	4	2	...	...	1	...	...	8	...	6	...
Ahmedabad and Baroda	196	...	...	...	...	...	3	...	...	...	...	...	...	5	...	3	...
Kurrachee and Ghizree	802	...	...	...	...	...	1	...	...	...	...	...	...	3	...	3	...
Hydrabad	377	...	...	...	...	...	2	...	...	...	...	...	...	1	...	...	...
Adm	703	...	...	...	...	2	2	3	2	2	1	...	...	12	...	4	...
	5,587	...	...	...	...	4	25	5	2	2	3	1	...	42	7.5	22	3.91
Bombay	443	...	...	...	...	...	...	...	...	...	...	...	...	...	...	...	...
Asserghar	139	...	...	...	...	...	1	...	...	...	...	...	...	1	...	1	...
Ahmednugur	592	...	...	...	...	2	1	1	...	...	...	...	...	4	...	3	...
Poona and Kirkee	2,308	...	...	...	...	...	...	...	...	...	...	...	...	...	...	...	...
Saltara	187	...	...	...	...	...	...	...	...	...	...	...	...	...	...	...	...
Belgaum	1,037	...	...	...	...	...	...	...	...	...	...	...	...	...	...	...	...
Secunderabad	2,596	1	...	1	4	8	4	1	...	...	...	...	...	19	...	8	...
Kamptee	1,946	...	...	...	1	3	7	1	...	...	...	1	...	13	...	4	...
	8,307	1	...	1	5	13	13	3	...	...	...	1	...	37	4.5	16	1.93
Bellary	812	...	...	...	...	2	...	...	...	...	...	...	...	2	...	2	...
Bangalore	1,754	...	1	1	1	...	...	...	...	...	...	...	...	5	...	3	...
Cannanore	747	...	...	...	...	...	...	...	1	...	...	...	...	1	...	1	...
Mallapooram	96	...	...	...	...	...	...	...	...	...	...	...	...	...	...	...	...
Calicut	86	...	...	...	...	...	...	...	...	...	...	...	...	...	...	...	...
Trichinopoly	311	...	...	...	...	...	1	...	...	...	1	...	...	2	...	...	...
St. Thomas' Mount	494	...	...	...	1	3	...	...	...	...	...	...	...	4	...	1	...
Madras	742	...	1	1	1	1	1	2	...	...	...	...	...	6	...	4	...
	4,919	...	1	2	3	6	2	2	1	...	1	...	2	20	4.9	11	2.22
Rangoon	854	...	...	...	...	...	...	...	1	...	...	...	...	1	...	1	...
Toungoo	465	...	...	...	1	...	...	...	...	...	...	...	...	1	...	1	...
Thayetago	569	...	...	...	...	...	...	...	...	...	...	...	...	...	...	...	...
Port Blair	119	...	...	...	...	...	...	...	...	...	...	...	...	...	...	...	...
	1,998	...	...	...	1	...	...	...	1	...	...	...	...	2	1.0	2	1.09
Taraghar, Ajmere	43	...	...	...	...	...	...	...	...	...	...	...	...	...	...	...	...
Mount Abu	148	...	...	1	...	...	...	...	1	...	...	...	...	2	...	1	...
Poorundhar	64	...	...	...	...	...	...	...	...	...	...	...	...	...	...	...	...
Puchmuree (Madras Troops, 10 months)	151	...	...	...	...	...	...	...	...	...	...	...	...	...	...	...	...
Ramandreeg	27	...	...	...	...	...	...	...	...	...	...	...	...	...	...	...	...
Wellington	293	...	...	...	...	...	...	...	...	...	...	...	...	...	...	1	...
AVERAGE FOR THE YEAR	685	...	...	1	...	...	...	...	1	...	...	...	...	2	2.9	2	2.92

ARMIES.	Average Strength.	NUMBER OF ADMISSIONS INTO HOSPITAL IN EACH MONTH.												Total Admissions of the Year.	Admission-rate per 1,000 of Strength.	Number of Deaths.	Death-rate per 1,000 of Strength.
		Jan.	Feb.	Mar.	April.	May.	June.	July.	Aug.	Sept.	Oct.	Nov.	Dec.				
Army of Bengal	36,597	...	1	4	7	10	72	21	21	13	4	3	1	157	4.3	54	1.59
Army of Madras	11,544	1	1	3	9	18	13	4	2	...	2	1	2	56	4.8	24	2.43
Army of Bombay	10,819	1	4	2	...	6	27	6	3	2	3	1	...	55	5.1	28	2.59
Army of India	58,970	2	6	9	16	34	112	31	26	15	9	5	3	268	4.5	114	1.93

# EUROPEAN TROOPS, 1872.

## XXVIII.

TABLE showing in DETAIL the CAUSES of DEATH in the ARMIES of the THREE PRESIDENCIES.

TOTAL LOSS OF THE ARMY OF INDIA BY DEATH 1,425. PER 1,000 OF AVERAGE STRENGTH 24.21.									
CAUSES OF DEATHS.	BENGAL.		MADRAS.		BOMBAY.		ARMY OF INDIA.		Died per 1,000 of the Average Strength.
	Deaths in Hospital.	Deaths out of Hospital.	Deaths in Hospital.	Deaths out of Hospital.	Deaths in Hospital.	Deaths out of Hospital.	Deaths in Hospital.	Deaths out of Hospital.	
Cholera	389	...	2	...	36	...	427	...	7.25
Smallpox	7	...	2	...	2	...	11	...	1.19
Scarlet Fever	1	...	...	...	...	...	1	...	...
Diphtheria	1	...	...	...	...	...	1	...	...
Hydrophobia	2	...	...	...	...	...	2	...	...
Erysipelas	5	...	1	...	1	...	7	...	...
Pyæmia	...	...	1	...	...	...	1	...	...
Enteric Fever	59	...	27	...	24	...	110	...	1.87
Intermittent Fever	4	...	...	...	2	...	6	...	...
Remittent and Continued Fevers	61	...	8	...	6	...	75	...	1.38
Acute Rheumatism	1	...	...	...	...	...	1	...	...
Secondary Syphilis	1	...	3	...	2	...	6	...	...
Cancer of Pylorus	1	...	1	...	1	...	3	...	...
" of Mesentery	1	...	...	...	1	...	2	...	...
" General Medullary	...	...	1	...	...	...	1	...	...
Phthisis Pulmonalis	36	...	19	...	18	...	73	...	1.24
Psoas Abscess	2	...	...	...	...	...	2	...	...
Tuberculosis Mesenterica	1	...	...	...	...	...	1	...	...
Abscess of Mesentery	...	...	1	...	...	...	1	...	...
Scurvy	1	...	...	...	1	...	2	...	...
Meningitis	8	...	1	...	...	...	9	...	...
Encephalitis, Abscess	2	...	3	...	...	...	5	...	...
" Softening	2	...	...	...	...	...	2	...	...
" breaking down of Syphilitic deposit	1	...	...	...	1	...	1	...	...
Hemiplegia	1	...	...	...	...	...	1	...	...
Acute Mania	1	...	...	...	...	...	1	...	...
Epilepsy	...	...	...	...	1	...	1	...	...
Tetanus	4	...	...	...	...	...	4	...	...
Apoplexy, Heat	56	...	26	...	27	...	109	...	...
" Sanguineous	2	...	2	...	1	...	5	...	...
Disease of Muscular Cells	7	...	...	...	...	...	1	...	...
Valve Disease of the Heart	12	...	10	...	4	...	26	...	...
Hypertrophy	4	...	4	...	1	...	9	...	...
Fatty Heart	2	...	2	...	...	...	4	...	...
Embolism	1	...	...	...	...	...	1	...	...
Embolism of Femoral Artery	...	...	...	...	1	...	1	...	...
Rupture of Auricle	1	...	...	...	...	...	1	...	...
" of Vena Cava	...	...	...	...	1	...	1	...	...
Aortic Aneurism	21	...	8	...	4	...	33	...	...
Pericarditis	1	...	...	...	...	...	1	...	...
Bronchitis	5	...	...	...	1	...	6	...	...
Pneumonia	35	...	...	...	4	...	39	...	...
Gangrene of Lung	2	...	...	...	2	...	4	...	...
Pleurisy	2	...	...	...	...	...	2	...	...
Laryngitis	3	...	1	...	...	...	4	...	...
Enteritis	1	...	...	...	...	...	1	...	...
Oedema Glottidis	6	...	...	...	1	...	7	...	...
Peritonitis	3	...	2	...	1	...	6	...	...
Cirrhosis	10	...	2	...	5	...	17	...	...
Dysentery	64	...	32	...	13	...	109	...	1.85
Diarrhoea	10	...	...	...	...	...	10	...	1.17
Hepatitis	86	...	38	...	20	...	144	...	2.45
Spleen Disease	1	...	...	...	...	...	1	...	...
Nephria	3	...	3	...	2	...	8	...	...
Diabetes	1	...	...	...	...	...	1	...	...
Calculus of Bladder	1	...	...	...	...	...	1	...	...
Sloughing of Scrotum	1	...	...	...	...	...	1	...	...
Stricture of Urethra	1	...	...	...	...	...	1	...	...
Iliac Abscess	1	...	1	...	...	...	2	...	...
Lumbar Abscess	1	...	...	...	...	...	1	...	...
Carbuncle	1	...	...	...	...	...	1	...	...
Anæmia and Debility	3	...	...	...	...	...	3	...	...
Delirium Tremens	5	...	4	...	2	...	11	...	...
Accidents	1	10	...	2	1	3	2	15	...
" Fracture of Lumbar Vertebra	1	...	...	...	...	...	1	...	...
" Cervical	1	...	...	...	...	...	1	...	...
Drowned	...	15	...	8	...	6	...	29	...
Died while drunk	...	9	...	...	...	1	...	10	...
Suffocated	...	1	...	...	...	...	...	1	...
Murder and Homicide	1	2	1	...	...	...	2	...	...
Suicide by Gunshot	1	18	...	1	...	4	1	23	...
" Drowning	...	2	...	...	...	...	...	2	...
" Cut Throat	...	1	...	...	...	2	...	3	...
" Hanging	...	...	...	...	...	1	...	1	...
" Corrosive Sublimate	...	1	...	...	...	...	...	1	...
" Cyanide of Potassium	...	...	...	1	...	...	...	1	...
Executed	...	...	...	1	...	...	...	1	...
Ratio per 1,000 for Deaths from Causes not specially calculated	...	...	...	...	...	...	...	...	1.73
	943	59	206	13	187	17	1,396	89	24.21

\* With one exception, these deaths followed the subcutaneous injection of quinine during fever.



# EUROPEAN TROOPS, 1872.

## XXIX.

TABLE showing in DETAIL the CAUSES of INVALIDING during 1872.

All Invaliding up to the date of sailing of the last Troopship in the beginning of April 1873, is included. The Invalids who left India in the early months of 1873 have been already shown in the Invaliding Tables of 1871.

CAUSES OF INVALIDING.	BENGAL.			MADRAS.			BOMBAY.			ARMY OF INDIA.		
	For Change.	For Discharge.	Per 1,000 of Strength.	For Change.	For Discharge.	Per 1,000 of Strength.	For Change.	For Discharge.	Per 1,000 of Strength.	For Change.	For Discharge.	Per 1,000 of Strength.
ARMY OF BENGAL—Number Invalided...	...	...	1,581	...	...	Invalided per 1,000 of Strength	...	...	...	...	...	4373*
ARMY OF MADRAS " " " "	...	...	419	...	...	"	...	...	...	...	...	4196*
ARMY OF BOMBAY " " " "	...	...	438	...	...	"	...	...	...	...	...	4246*
ARMY OF INDIA " " " "	...	...	2,438	...	...	"	...	...	...	...	...	4321*
Intermittent and Remittent Fevers	49	2	1.17	6	...	.68	26	...	2.00	72	2	1.35
Enteric Fever	...	...	...	1	...	...	...	...	...	1	...	...
Rheumatism	67	29	2.06	12	3	1.58	12	4	1.40	91	...	...
Secondary Syphilis	42	25	1.83	17	5	2.05	14	4	1.40	73	36	2.26
Phthisis Pulmonalis	59	103	4.47	16	29	4.19	29	29	4.89	104	152	4.50
Scrofula	5	1	...	1	...	...	2	...	...	8	1	...
Caries of Spine	...	1	...	...	...	...	...	...	...	...	...	...
Scurvy	1	...	...	...	...	...	...	...	...	1	...	...
Anemia	52	3	...	...	...	...	49	...	...	92	3	...
Lupus	1	...	...	...	...	...	1	...	...	1	1	...
General Dropsy	1	...	...	...	...	...	...	...	...	1	...	...
Meningitis	3	2	...	...	...	...	1	...	...	4	2	...
Encephalitis	2	...	...	...	...	...	1	...	...	3	...	...
Stroke	7	1	...	3	...	.34	3	...	.30	13	1	...
Paralysis	9	10	...	5	3	...	3	5	...	17	18	...
" hemiplegia	8	...	...	...	...	...	...	...	...	...	...	...
" paraplegia	8	...	...	...	...	...	...	...	...	...	...	...
" local	2	...	...	...	...	...	...	...	...	...	...	...
" locomotor ataxy	6	...	...	...	...	...	...	...	...	...	...	...
" character not stated	11	...	...	...	...	...	...	...	...	...	...	...
Epilepsy	2	21	.61	...	7	.68	...	5	.50	2	33	.62
Chorea	1	...	...	...	...	...	...	...	...	1	...	...
Paralysis agitans	...	...	...	...	...	...	...	...	...	...	...	...
Mania	4	...	...	2	3	...	...	1	...	6	11	...
Melancholia	2	11	1.17	1	5	1.13	1	1	1.10	3	12	...
Dementia	6	12	...	...	...	...	...	...	...	8	25	...
Neuralgia	7	3	...	1	...	...	...	...	...	8	3	...
Ophthalmia	8	4	...	...	...	...	4	1	...	12	5	...
Defective Vision	4	...	.65	4	...	.45	...	4	1.00	10	12	.60
Disease of Mastoid Cells	...	...	...	...	...	...	1	...	...	1	...	...
Otitis	2	...	...	...	...	...	...	...	...	2	...	...
Deafness	4	...	...	...	6	...	1	...	...	5	15	...
Valve disease of Heart	15	42	...	5	11	...	...	...	...	20	60	...
Hypertrophy of Heart	10	14	...	3	3	...	2	1	...	15	18	...
Fatty Heart	1	...	...	...	...	...	...	...	...	1	...	...
Aneurysm, thoracic aorta	...	3	2.55	...	1	2.89	1	...	1.20	1	4	2.28
" abdominal aorta	1	5	...	...	2	...	...	1	...	1	8	...
" carotid	1	...	...	...	...	...	...	...	...	1	...	...
Angina pectoris	1	...	...	...	...	...	...	...	...	1	...	...
Palpitation	62	15	2.14	8	2	1.13	9	...	1.10	79	19	1.78
Variety	5	12	...	...	4	...	2	...	...	7	18	...
Laryngitis	...	...	...	...	...	...	...	...	...	...	...	...
Bronchitis	31	10	1.58	7	1	.90	8	1	1.20	46	11	1.40
Asthma	3	...	...	2	...	...	2	...	...	7	8	...
Plourisy	...	...	...	...	...	...	...	1	...	...	1	...
Pneumonia	4	...	...	...	1	...	...	...	...	4	3	...
Dyspepsia	7	...	...	4	1	...	3	...	...	14	3	...
Hæmatemesis	...	...	...	...	...	...	1	...	...	1	...	...
Dysentery	49	3	2.14	64	2	6.56	29	...	2.10	133	5	2.85
Diarrhoea	24	2	...	...	...	...	3	...	...	36	3	...
Spleen disease	23	...	.86	2	1	.31	1	...	.10	26	2	.51
Hepatitis	226	17	6.77	49	4	4.97	45	2	5.59	321	28	6.25
Jaundice	1	...	...	...	...	...	...	...	...	1	...	...
Cirrhosis	2	...	...	...	...	...	...	...	...	2	...	...
Ascites	...	...	...	...	...	...	...	...	...	...	...	...
Fistula in ano	1	1	...	1	1	...	1	1	...	...	3	...
Hæmorrhoids	...	...	...	1	...	...	1	...	...	...	...	...
Perianal abscess	...	...	...	1	...	...	...	...	...	1	...	...
Hæmorrhoids	1	4	...	...	4	...	...	3	...	1	11	...
Tapeworm	1	...	...	...	...	...	...	...	...	1	...	...
Nephritis	1	...	...	...	...	...	...	...	...	1	...	...
Cystitis	8	6	...	...	...	...	3	3	...	11	9	...
Enuresis	1	...	...	...	...	...	1	1	...	1	1	...
Diabetes	...	1	...	...	...	...	1	...	...	1	...	...
Stricture of urethra	9	5	...	1	...	...	1	...	...	11	5	...
Ochritis	4	2	...	...	...	...	...	...	...	4	...	...
Synovitis	4	...	...	...	...	...	...	...	...	3	...	...
Periostitis	2	...	...	2	1	...	2	...	...	4	...	...
Caries	...	1	...	1	1	...	...	...	...	1	...	...
Necrosis	...	1	...	...	...	...	...	...	...	3	1	...
Muscular Atrophy	1	...	.47	...	...	1.02	3	...	.70	1	...	.60
Spinal Deformity	...	...	...	...	1	...	...	...	...	1	...	...
Contraction	1	6	...	...	3	...	...	2	...	1	11	...
Abcess	4	1	.53	...	...	...	...	...	...	4	1	...
Ulcer	10	4	...	...	...	...	3	1	.30	13	5	.70
Skin diseases	1	...	...	...	...	...	...	...	...	1	...	...
Tumour	1	1	...	1	...	...	...	...	...	2	1	...
Guinea worm	...	...	...	...	...	...	1	...	...	1	...	...
General debility	240	45	9.90	70	8	8.26	74	5	11.69	381	58	9.65
Drunkenness	...	...	...	...	...	...	...	...	...	...	...	...
Injuries, fracture	4	6	...	...	6	...	...	3	...	4	15	...
" dislocation	1	2	...	...	1	...	...	1	...	1	4	...
" sprain	1	1	...	...	...	...	...	1	...	1	...	...
" wounds and accidents	2	5	.75	2	...	1.02	1	1	1.20	2	2	.87
" amputation	...	4	...	...	...	...	...	...	...	...	5	...
" concussion of brain	...	1	...	...	...	...	...	...	...	...	1	...
Causes not ascertained	...	...	...	1	...	...	...	...	...	1	...	...
Ratio per 1,000 for Invaliding from causes not specially calculated	...	...	3.92	...	...	3.96	...	...	3.89	...	...	3.99
<b>Total</b>	<b>1,002</b>	<b>489</b>	<b>4373</b>	<b>298</b>	<b>121</b>	<b>4196</b>	<b>341</b>	<b>97</b>	<b>4246</b>	<b>1,731</b>	<b>707</b>	<b>4321</b>

\* These Ratios are calculated after deducting the Strength and Invaliding of the Corps which went to England at the close of 1872, and took with them the men who would otherwise have been invalided for change.

# EUROPEAN TROOPS, 1872.

## XXX.

STATEMENT showing the GAIN and LOSS in STRENGTH of the REGIMENTS composing the ARMY of INDIA during 1872.

A.—GAIN AND LOSS OF THE DIFFERENT ARMS.

	Artillery, Sappers and Miners.	Cavalry.	Infantry.	Army of India.
<i>Strength at the beginning of the Year.</i>				
At Head Quarters and on Detachment at the beginning of 1872 ...	10,421	3,671	41,851	55,943
Recruits from England in India on march to join ...	28	...	115	143
On Staff employment ...	15	11	56	82
In Military and other Prisons ...	44	14	270	328
Elsewhere, Sick in other Hospitals, and Men remaining at Convalescent Depôts ...	241	131	1,169	1,541
Total Strength in India at the beginning of 1872 ...	10,749	3,827	43,461	58,037
<i>Additions during the Year.</i>				
Transfers received from other Regiments ...	890	13	166	1,069
Transferred from Regiments leaving India by Volunteering ...	46	43	503	592
Recruited in India ...	24	8	70	102
Received from England, landed after 1st January ...	1,009	403	2,528	3,940
Deserters rejoined ...	9	16	285	310
Invalids recovered ...	3	2	16	21
Total Additions of the Year ...	1,993	485	3,568	6,046
<i>Loss during the Year.</i>				
Transfers given to other Regiments ...	1,023	60	720	1,803
Time-expired Men who have left the Service ...	134	59	376	569
Men who have purchased their discharge ...	8	13	43	64
Men discharged otherwise ...	10	...	...	10
Invalided ...	158	46	497	701
Dismissed by Sentence of Court Martial ...	457	137	1,125	1,719
Deserted ...	12	...	49	61
Died at Head Quarters and on Detachment ...	14	4	74	92
Died absent from the Regiment ...	237	104	931	1,272
At Convalescent Depôts ...	7	6	59	72
In other Hospitals ...	11	3	38	52
Total Loss of the Year ...	2,071	432	3,912	6,415
Strength remaining towards the close of 1872 ...	10,671	3,880	43,117	57,668
ABSTRACT.				
	Artillery.	Cavalry.	Infantry.	Army of India.
Remained at the beginning of 1872 ...	10,749	3,827	43,461	58,037
Added during 1872 ...	1,993	485	3,568	6,046
Total ...	12,742	4,312	47,029	64,083
Deduct Loss during 1872 ...	2,071	432	3,912	6,415
Remain towards the close of 1872 ...	10,671	3,880	43,117	57,668



**B.—GAIN AND LOSS OF THE ARMY OF EACH PRESIDENCY.**

	Army of Bengal.	Army of Madras.	Army of Bombay.	Army of India.
<i>Strength at the beginning of the Year.</i>				
At Head Quarters and on Detachment at the beginning of 1872	34,643	10,776	10,524	55,943
Recruits from England in India on march to join	66	—	77	143
On Staff employment	63	9	10	82
In Military and other Prisons	175	83	70	328
Elsewhere, Sick in other Hospitals, and Men remaining at Convalescent Depôts	881	468	192	1,541
<b>Total Strength in India at the beginning of 1872</b>	<b>35,828</b>	<b>11,336</b>	<b>10,873</b>	<b>58,037</b>
<i>Additions during the Year.</i>				
Transfers received from other Regiments	623	188	258	1,069
Transferred from Regiments leaving India by Volunteering	304	124	164	592
Recruited in India	48	30	24	102
Received from England, landed after 1st January	5	7	—	12
Deserters rejoined	2,894	484	562	3,940
	172	129	9	310
	12	6	3	21
<b>Total Additions of the Year</b>	<b>4,058</b>	<b>968</b>	<b>1,020</b>	<b>6,046</b>
<i>Loss during the Year.</i>				
Transfers given to other Regiments	642	820	341	1,803
Time-expired Men who have left the Service	374	116	79	569
Men who have purchased their discharge	38	7	19	64
Men discharged otherwise	10	—	—	10
Invalided	492	112	97	701
Dismissed by Sentence of Court Martial	1,089	290	340	1,719
Deserted	39	3	19	61
Died at Head Quarters and on Detachment	59	14	19	92
Died absent from the Regiment	899	179	194	1,272
	63	3	6	72
	23	29	—	52
<b>Total Loss of the Year</b>	<b>3,728</b>	<b>1,573</b>	<b>1,114</b>	<b>6,415</b>
<b>Strength remaining towards the close of 1872*</b>	<b>36,158</b>	<b>10,731</b>	<b>10,779</b>	<b>57,668</b>
<b>ABSTRACT.</b>				
	Bengal.	Madras.	Bombay.	Army of India.
Remained at the beginning of 1872	35,828	11,336	10,873	58,037
Added during 1872	4,058	968	1,020	6,046
<b>Total</b>	<b>39,886</b>	<b>12,304</b>	<b>11,893</b>	<b>64,083</b>
Deduct Loss during 1872	3,728	1,573	1,114	6,415
<b>Remain towards the close of 1872</b>	<b>36,158</b>	<b>10,731</b>	<b>10,779</b>	<b>57,668</b>

\* This Statement has reference only to those regiments and batteries which have spent the year 1872 in India. The strength shown here as remaining, is the strength of these corps, and not of the Army, which, as the rule, is reinforced from home before the end of the year.

## ABSTRACT of the RETURNS showing the ADMISSIONS, DEATHS, and

This Table does not include the Statistics of Regiments present for short fragmentary periods. Hence the Totals of the Strength, Admissions and Deaths Month, and therefore afford a complete record. It is also to be noted, that the figures of this Table must not be regarded as exhibiting with accuracy on the Regimental Rolls who are in India.

1.—REGIMENTS of									
REGIMENTS & BATTERIES, & STATIONS OF 1872.			YEAR OF ARRIVAL.		Date of Arrival from Station previously occupied.	Average Strength during 1872.	Admission-rate of 1872 per 1,000 of Average Strength.	LOSS PER 1,000	
			In India.	In the Bengal Presidency.				By Deaths.	By Invaliding.
1	1-14th Regiment, Fort William ...	...	1868	1868	November 1871, from Cawnpore ...	833	18030	1524	5275
2	XIII Brig., 2 Battery, R. Art., Fort William ...	...	1871	1871	November 1871, from England ...	86	25116	1163	13954
3	{ 167th Regiment, Dum-Dum, with Detachment of 180 men at Barrackpore ... }	...	...	...	November 1870, from Hazareebaugh ...	871	15281	2296	6985
4	VIII Brig., F. Battery, R. Art., Barrackpore ...	...	1868	1868	February 1871, from Seetapore ...	129	23023	1550	6977
5	XVI Brig., B. Battery, R. Art., Barrackpore ...	...	...	...	January 1870, from Meerut ...	142	24718	3521	4225
REGIMENTS OF BENGAL PROPER						2,081	17939	1970	6007
2.—REGIMENTS OF BEHAR,									
1	63rd Regiment, Hazareebaugh ...	...	1870	1870	December 1870, from England ...	920	11163	652	2717
2	{ 96th Regiment, Dinapore, with Detachment of 68 men at Chunar ... }	...	1866	1869	November 1870, from Dum-Dum ...	825	17927	2303	4000
3	VIII Brig., B. Battery, R. Art., Dinapore ...	...	1866	1866	December 1869, from Lucknow ...	123	21707	4878	9756
4	1-3rd Regiment, Wing, Benares ...	...	1867	1867	November 1870, from Dugshale ...	404	13738	1485	...
5	VIII Brig., D. Battery, R. Art., Benares ...	...	1866	1866	March 1872, from Jubbulpore ...	129	15969	3101	5426
6	26th Regiment, Fyzabad ...	...	1865	1868	January 1870, from Fort William ...	858	8508	3730	5711
7	XVI Brig., E. Battery, R. Art., Fyzabad ...	...	...	...	February 1871, from Sangor ...	139	11583	5755	5036
8	F. Brigade, A. Battery, R. H. Art., Lucknow ...	...	...	...	March 1872, from Benares ...	148	21487	8108	6757
9	VIII Brig., C. Battery, R. Art., Lucknow ...	...	1866	1866	February 1870, from Morar ...	126	18889	1587	7143
10	XXIV Brig., * 6 Battery, R. Art., Lucknow ...	...	...	...	February 1872, from Attock ...	193	21845	2912	...
11	21st Hussars, Lucknow ...	...	...	...	December 1869, from Umballa ...	433	20092	2079	7159
12	1-17th Regiment, Lucknow ...	...	1870	1870	February 1870, from England ...	919	14385	2285	5332
13	62nd Regiment, Lucknow ...	...	1869	1869	February 1869, from England ...	827	8767	1572	5078
14	1-3rd Regiment, Head Quarters, Seetapore ...	...	1867	1867	November 1870, from Dugshale ...	480	8563	1042	4864†

\* XXIII Brigade from September.

† For the Regiment as a body.



## TROOPS, 1872.

## XXI.

## INVALIDING of each REGIMENT of the ARMY of BENGAL for the YEAR.

do not correspond with the Totals shown in Tables II and VI-XII, which contain the Strength, Admissions and Deaths of all European Troops in India in each the relation of Sickness and Mortality to the Localities indicated, since the Regimental Return is designed to include all cases of disease in men borne whether absent or present with the Regiment.

BENGAL PROPER.		CAUSES OF ADMISSIONS INTO HOSPITAL, OF DEATHS IN AND OUT OF HOSPITAL, AND OF THE INVALIDING OF 1872.																																			
Total Admissions and Loss of the Year by Deaths and Invaliding.		Cholera.	Smallpox.	Dysent.	Enteric Fever.	Intermittent Fevers.	Remittent and Continued Fevers.	Rheumatism and Rheumatic Affections.	Primary Venereal Affections.	Secondary Venereal Affections.	Erysipelas.	Scurvy.	Anæmia and Debility.	Phthisis Pulmonalis.	Apoplexy and Stroke.	Epilepsy and other Cerebral Affections.	Neuralgic Affections.	Delirium Tremens.	Ophthalmia.	Heart Disease and Aneurism.	Tonsillitis, Bronchitis, and Asthma.	Pleurisy and Pneumonia.	Dysentery.	Diarrhœa.	Hepatitis.	Splen Disease.	Functional derangements of the Digestive System.	Diseases of the Urinary System.	Diseases of the Genitourinary System.	Abscess and Ulcer.	Injuries and Accidents.	All other Causes.					
1	Admissions 1,538 Deaths 13 Invaliding 45	2 1 1	208 1 1	1 1 1	377 1 1	44 1 1	42 1 1	169 1 1	38 1 1	1 1 1	6 1 1	17 3 3	4 3 3	16 1 1	18 1 1	45 1 1	9 1 1	55 3 3	20 2 2	95 4 4	6 1 1	54 1 1	4 1 1	9 1 1	69 1 1	81 1 1	106 1 1										
2	Admissions 216 Deaths 1 Invaliding 12	1 1 1	36 1 1	1 1 1	10 1 1	45 1 1	9 1 1	18 1 1	2 1 1	1 1 1	5 1 1	1 1 1	5 1 1	1 1 1	1 1 1	1 1 1	1 1 1	1 1 1	1 1 1	3 1 1	4 1 1	3 1 1	7 1 1	8 1 1	20 1 1	1 1 1	7 1 1	1 1 1	2 1 1	11 1 1	12 1 1	11 1 1					
3	Admissions 1,331 Deaths 29 Invaliding 53	1 1 1	291 1 1	1 1 1	117 1 1	211 1 1	37 1 1	83 1 1	7 1 1	2 1 1	19 1 1	16 1 1	4 1 1	8 1 1	7 1 1	7 1 1	6 1 1	69 1 1	4 1 1	39 1 1	44 1 1	62 1 1	7 1 1	68 1 1	2 1 1	11 1 1	52 1 1	107 1 1	61 1 1	2 1 1	8 1 1						
4	Admissions 297 Deaths 2 Invaliding 9	1 1 1	91 1 1	1 1 1	20 1 1	28 1 1	4 1 1	10 1 1	1 1 1	1 1 1	5 1 1	4 1 1	1 1 1	5 1 1	4 1 1	1 1 1	1 1 1	1 1 1	2 1 1	2 1 1	8 1 1	3 1 1	23 1 1	11 1 1	17 1 1	4 1 1	16 1 1	9 1 1	13 1 1	31 1 1	16 1 1						
5	Admissions 351 Deaths 5 Invaliding 6	1 1 1	70 1 1	1 1 1	35 1 1	33 1 1	14 1 1	10 1 1	4 1 1	1 1 1	5 1 1	2 1 1	1 1 1	2 1 1	2 1 1	1 1 1	1 1 1	5 1 1	1 1 1	7 1 1	1 1 1	19 1 1	38 1 1	28 1 1	4 1 1	16 1 1	2 1 1	14 1 1	39 1 1	9 1 1							
	Admissions 3,731 Deaths 41 Invaliding 125	3 1 1	466 1 1	2 1 1	539 1 1	361 1 1	106 1 1	320 1 1	61 1 1	2 1 1	1 1 1	32 1 1	45 1 1	11 1 1	17 1 1	20 1 1	4 1 1	30 1 1	28 1 1	133 1 1	17 1 1	123 1 1	133 1 1	216 1 1	18 1 1	162 1 1	6 1 1	33 1 1	156 1 1	261 1 1	203 1 1						
BENARES, OUDE, and CAWNPORE.																																					
1	Admissions 1,027 Deaths 6 Invaliding 23	1 1 1	7 1 1	171 1 1	44 1 1	27 1 1	164 1 1	42 1 1	1 1 1	6 1 1	23 1 1	1 1 1	8 1 1	77 1 1	10 1 1	48 1 1	2 1 1	26 1 1	33 1 1	62 1 1	7 1 1	41 1 1	2 1 1	17 1 1	106 1 1	59 1 1	53 1 1										
2	Admissions 1,479 Deaths 19 Invaliding 33	4 1 1	378 1 1	2 1 1	147 1 1	82 1 1	49 1 1	112 1 1	49 1 1	1 1 1	27 1 1	7 1 1	2 1 1	17 1 1	2 1 1	35 1 1	3 1 1	54 1 1	8 1 1	72 1 1	83 1 1	63 1 1	5 1 1	85 1 1	2 1 1	9 1 1	55 1 1	53 1 1	72 1 1								
3	Admissions 267 Deaths 6 Invaliding 12	1 1 1	60 1 1	1 1 1	28 1 1	1 1 1	16 1 1	7 1 1	1 1 1	4 1 1	3 1 1	4 1 1	3 1 1	4 1 1	8 1 1	5 1 1	46 1 1	29 1 1	20 1 1	5 1 1	15 1 1	13 1 1	2 1 1														
4	Admissions 555 Deaths 6 Invaliding 8	1 1 1	40 1 1	61 1 1	14 1 1	18 1 1	115 1 1	6 1 1	2 1 1	3 1 1	1 1 1	1 1 1	1 1 1	1 1 1	1 1 1	1 1 1	1 1 1	1 1 1	1 1 1	1 1 1	1 1 1	1 1 1	1 1 1	1 1 1	1 1 1	1 1 1	1 1 1	1 1 1	1 1 1	1 1 1	1 1 1	1 1 1					
5	Admissions 206 Deaths 4 Invaliding 7	1 1 1	28 1 1	29 1 1	7 1 1	2 1 1	29 1 1	3 1 1	1 1 1	1 1 1	1 1 1	1 1 1	1 1 1	1 1 1	1 1 1	1 1 1	1 1 1	1 1 1	1 1 1	1 1 1	1 1 1	1 1 1	1 1 1	1 1 1	1 1 1	1 1 1	1 1 1	1 1 1	1 1 1	1 1 1	1 1 1	1 1 1	1 1 1				
6	Admissions 730 Deaths 32 Invaliding 49	28 16 49	75 1 1	119 1 1	2 1 1	26 1 1	126 1 1	34 1 1	1 1 1	22 1 1	1 1 1	2 1 1	1 1 1	1 1 1	1 1 1	1 1 1	1 1 1	1 1 1	1 1 1	1 1 1	1 1 1	1 1 1	1 1 1	1 1 1	1 1 1	1 1 1	1 1 1	1 1 1	1 1 1	1 1 1	1 1 1	1 1 1	1 1 1	1 1 1			
7	Admissions 161 Deaths 8 Invaliding 7	11 6 7	29 1 1	16 1 1	1 1 1	9 1 1	23 1 1	1 1 1	2 1 1	5 1 1	1 1 1	1 1 1	1 1 1	1 1 1	1 1 1	1 1 1	1 1 1	1 1 1	1 1 1	1 1 1	1 1 1	1 1 1	1 1 1	1 1 1	1 1 1	1 1 1	1 1 1	1 1 1	1 1 1	1 1 1	1 1 1	1 1 1	1 1 1	1 1 1			
8	Admissions 318 Deaths 12 Invaliding 10	12 6 10	56 1 1	29 1 1	1 1 1	15 1 1	23 1 1	3 1 1	1 1 1	11 1 1	1 1 1	1 1 1	2 1 1	3 1 1	4 1 1	2 1 1	12 1 1	2 1 1	7 1 1	16 1 1	23 1 1	1 1 1	11 1 1	2 1 1	4 1 1	20 1 1	27 1 1	30 1 1									
9	Admissions 238 Deaths 2 Invaliding 9	2 1 1	47 1 1	11 1 1	9 1 1	24 1 1	17 1 1	1 1 1	1 1 1	1 1 1	4 1 1	1 1 1	6 1 1	8 1 1	1 1 1	8 1 1	4 1 1	4 1 1	8 1 1	6 1 1	1 1 1	11 1 1	1 1 1	22 1 1	22 1 1	20 1 1											
10	Admissions 225 Deaths 3 Invaliding 1	2 1 1	31 1 1	55 1 1	7 1 1	48 1 1	2 1 1	1 1 1	1 1 1	7 1 1	1 1 1	1 1 1	3 1 1	1 1 1	1 1 1	1 1 1	1 1 1	1 1 1	1 1 1	1 1 1	1 1 1	1 1 1	1 1 1	1 1 1	1 1 1	1 1 1	1 1 1	1 1 1	1 1 1	1 1 1	1 1 1	1 1 1	1 1 1	1 1 1			
11	Admissions 870 Deaths 9 Invaliding 31	3 1 1	294 1 1	43 1 1	72 1 1	30 1 1	160 1 1	6 1 1	1 1 1	5 1 1	1 1 1	1 1 1	1 1 1	1 1 1	1 1 1	1 1 1	1 1 1	1 1 1	1 1 1	1 1 1	1 1 1	1 1 1	1 1 1	1 1 1	1 1 1	1 1 1	1 1 1	1 1 1	1 1 1	1 1 1	1 1 1	1 1 1	1 1 1	1 1 1			
12	Admissions 1,322 Deaths 21 Invaliding 49	13 10 49	4 1 1	332 1 1	4 1 1	144 1 1	35 1 1	191 1 1	10 1 1	32 1 1	17 1 1	1 1 1	5 1 1	3 1 1	23 1 1	3 1 1	21 1 1	6 1 1	29 1 1	116 1 1	29 1 1	60 1 1	3 1 1	19 1 1	107 1 1	34 1 1	64 1 1										
13	Admissions 725 Deaths 13 Invaliding 42	5 4 42	84 1 1	3 1 1	20 1 1	75 1 1	17 1 1	156 1 1	11 1 1	20 1 1	10 1 1	3 1 1	1 1 1	1 1 1	41 1 1	1 1 1	15 1 1	1 1 1	23 1 1	43 1 1	25 1 1	21 1 1	1 1 1	11 1 1	73 1 1	31 1 1	33 1 1										
14	Admissions 411 Deaths 5 Invaliding 43	1 1 1	1 1 1	53 1 1	30 1 1	25 1 1	44 1 1	5 1 1	1 1 1	42 1 1	1 1 1	1 1 1	2 1 1	13 1 1	2 1 1	18 1 1	1 1 1	2 1 1	18 1 1	1 1 1	19 1 1	19 1 1	21 1 1	1 1 1	25 1 1	4 1 1	3 1 1	38 1 1	21 1 1	22 1 1							



## ABSTRACT of the RETURNS showing the ADMISSIONS, DEATHS, and

This Table does not include the Statistics of Regiments present for short fragmentary periods. Hence the Totals of the Strength, Admissions and Deaths Month, and therefore afford a complete record. It is also to be noted, that the figures of this Table must not be regarded as exhibiting with accuracy on the Regimental Rolls who are in India.

on the regiments who are in the

1.—REGIMENTS of									
REGIMENTS & BATTERIES, & STATIONS of 1872.			YEAR OF ARRIVAL.		Date of Arrival from Station previously occupied.	Average Strength during 1872.	Admission-rate of 1872 per 1,000 of Average Strength.	LOSS PER 1,000	
			In India.	In the Bengal Presidency.				By Deaths.	By Invaliding.
1	1-14th Regiment, Fort William ...	...	1868	1868	November 1871, from Cawnpore ...	853	1803.9	15.24	52.75
2	XIII Brig., 2 Battery, E. Art., Fort William ...	...	1871	1871	November 1871, from England ...	86	2511.6	11.63	139.54
3	{ 107th Regiment, Dum-Dum, with Detachment of 180 } { men at Barrackpore ... }	...	...	...	November 1870, from Hazareebaugh ...	871	1528.1	22.96	60.85
4	VIII Brig., F. Battery, E. Art., Barrackpore ...	...	1868	1868	February 1871, from Seetapore ...	129	2302.3	15.50	69.77
5	XVI Brig., B. Battery, E. Art., Barrackpore ...	...	...	...	January 1870, from Meerut ...	142	2471.8	35.21	42.25
REGIMENTS OF BENGAL PROPER						2,081	1793.9	19.70	60.07

2.—REGIMENTS OF BEHAR,									
1	61st Regiment, Hazareebaugh ...	...	1870	1870	December 1870, from England ...	920	1116.3	6.52	27.17
2	{ 96th Regiment, Dinapore, with Detachment of 66 } { men at Chunar ... }	...	1866	1869	November 1870, from Dum-Dum ...	825	1792.7	23.03	49.00
3	VIII Brig., B. Battery, E. Art., Dinapore ...	...	1866	1866	December 1869, from Lucknow ...	123	2170.7	48.78	97.56
4	1-3rd Regiment, Wing, Benares ...	...	1867	1867	November 1870, from Dugshale ...	404	1373.8	14.85	...
5	VIII Brig., D. Battery, E. Art., Benares ...	...	1866	1866	March 1872, from Jubbulpore ...	129	1596.9	31.01	54.26
6	26th Regiment, Fyzabad ...	...	1865	1868	January 1870, from Fort William ...	858	869.8	37.30	57.11
7	XVI Brig., E. Battery, E. Art., Fyzabad ...	...	...	...	February 1871, from Saugor ...	139	1158.3	57.55	59.96
8	F. Brigade, A. Battery, E. H. Art., Lucknow ...	...	...	...	March 1872, from Benares ...	148	2148.7	81.08	67.57
9	VIII Brig., C. Battery, E. Art., Lucknow ...	...	1866	1866	February 1870, from Morar ...	126	1888.9	15.87	71.43
10	XXIV Brig.,* 6 Battery, E. Art., Lucknow ...	...	...	...	February 1872, from Attock ...	103	2184.5	29.12	...
11	21st Hussars, Lucknow ...	...	...	...	December 1869, from Umballa ...	433	2009.2	29.79	71.59
12	1-17th Regiment, Lucknow ...	...	1870	1870	February 1870, from England ...	949	1438.5	22.85	53.32
13	62nd Regiment, Lucknow ...	...	1869	1869	February 1869, from England ...	827	870.7	15.72	50.79
14	1-3rd Regiment, Head Quarters, Seetapore ...	...	1867	1867	November 1870, from Dugshale ...	480	850.3	10.42	48.64†

\* XXIII Brigade from September.

† For the Regiment as a body.







TABLE

REGIMENTS of BEHAR,									
REGIMENTS & BATTERIES, & STATIONS OF 1872.			YEAR OF ARRIVAL		Date of Arrival from Station previously occupied.	Average Strength during 1872.	Admission rate of 1872 per 1,000 of strength.	LOSS PER 1,000	
			In India.	In the Bengal Presidency.				By Deaths.	By Invaliding.
15	XVI Brig., A. Battery, R. Art., Sectapore	...	...	...	February 1871, from Barrackpore	134	1223.9	22.39	37.31
16	1-8th Regiment, Cawnpore	...	1868	1872	{ March 1872, from Nusseerabad and Neemuch	855	2177.8	38.60	46.78
17	XIX Brig., A. Battery, R. Art., Cawnpore	...	...	...	January 1871, from Jhansi	139	2582.7	21.58	50.36
18	2-19th Regiment, Allahabad	...	1863	1869	November 1871, from Fort William	825	1606.1	48.48	53.33
19	XIX Brig., E. Battery, R. Art., Allahabad	...	...	...	March 1872, from Rawulpindie	148	1844.6	20.27	60.81
20	XXIV Brig., * 7 Battery, R. Art., Allahabad	...	...	...	January 1870, from Darjeeling	91	989.0	10.99	43.96
REGIMENTS OF BEHAR, BENARES, OUDE, AND CAWNPORE						8,616	1461.5	26.55	49.39
3.—REGIMENTS of									
1	2-1st Regiment, Head Quarters, Shahjehanpore	...	1866	1870	January 1870, from Nusseerabad	423	922.0	23.64	54.63
2	XXIII Brig., E. Battery, R. Art., † Bareilly	...	...	...	December 1870, from Jubbulpore	150	1266.7	6.67	60.09
3	1-5th Regiment, Bareilly	...	1867	1867	February 1872, from Nowshera	944	1102.8	11.65	41.31
4	16th Regiment, Head Quarters, Roorkee	...	...	...	December 1870, from Mooltan	407	1579.9	24.57	86.29
5	Sappers and Miners, Roorkee	...	...	...	...	28	461.3	...	...
6	D. Brig., D. Battery, R. H. Art., Meerut (11 months)	...	...	...	March 1870, from Rawulpindie	151	1867.5	59.60	72.85
7	F. Brig., E. Battery, R. H. Art., Meerut	...	...	...	February 1872, from Umballa	119	2094.0	87.25	40.27
8	XVI Brig., F. Battery, R. Art., Meerut	...	...	...	February 1870, from Dinapore	137	2416.1	14.90	43.80
9	XIX Brig., D. Battery, R. Art., Meerut	...	...	...	March 1870, from Mooltan	137	2175.2	36.50	73.00
10	4th Hussars, Meerut	...	1868	1868	March 1868, from England	442	1486.4	61.09	38.46
11	{ 105th Regiment, Meerut, with Detachment of 214 } { men at Potehghur	...	...	...	January 1869, from Dinapore	719	1817.8	63.98	41.72
12	XXIV Brig., * 2 Battery, R. Art., Delhi	...	...	...	February 1872, from Morar	102	1970.6	19.61	39.22
13	16th Regiment, Wing, Delhi	...	...	...	December 1870, from Mooltan	439	2578.6	29.61	...
14	11th Hussars, Muttra	...	1866	1868	January 1868, from Mhow	455	1380.2	10.99	59.34
REGIMENTS OF ROHILCUND AND MEERUT						4,070	1590.0	35.62	60.17

\* XXIII Brigade from September.

† G. Battery, 16th Brigade from September 1872.

‡ For the Regiment as a body.



## BENARES, OUDE, and CAWNPORE,—(continued).

CAUSES OF ADMISSIONS INTO HOSPITAL, OF DEATHS IN AND OUT OF HOSPITAL, AND OF THE INVALIDING OF 1872.																																					
Total Admissions and Loss of the Year by Deaths and Invaliding.			Cholera.	Smallpox.	Dysent.	Enteric Fever.	Intermittent Fevers.	Remittent and Continued Fevers.	Rheumatism and Rheumatic Affections.	Primary Venereal Affections.	Secondary Venereal Affections.	Erysipelas.	Scurvy.	Anæmia and Debility.	Phthisis Pulmonalis.	Apoplexy and Stroke.	Epilepsy and other Brain Affections.	Neuralgic Affections.	Delirium Tremens.	Ophthalmia.	Heart Disease and Anæmia.	Tonsillitis, Bronchitis, and Asthma.	Pleurisy and Pneumonia.	Dysentery.	Diarrhea.	Hepatitis.	Splen Disease.	Functional derangements of the Digestive System.	Diseases of the Urinary System.	Diseases of the Genes-ative System.	Abscess and Ulcer.	Injuries and Accidents.	All other Causes.				
15	{ Admissions 164 Deaths 3 Invaliding 6	...	...	...	...	22	39	9	7	1	...	...	...	6	...	...	3	2	...	2	2	1	5	4	9	9	...	5	...	2	16	15	6				
16	{ Admissions 1,862 Deaths 33 Invaliding 49	23	...	535	3	272	6	59	282	35	...	...	65	2	17	3	22	3	31	2	33	2	42	72	41	7	59	2	8	71	79	86					
17	{ Admissions 359 Deaths 3 Invaliding 7	3	...	86	...	39	10	7	84	9	...	...	3	...	1	...	2	4	3	3	8	2	9	17	10	2	7	1	...	15	31	8					
18	{ Admissions 1,325 Deaths 49 Invaliding 44	43	...	134	3	149	229	34	102	6	...	...	26	10	5	2	5	2	41	2	52	1	37	76	66	9	60	1	13	93	65	59					
19	{ Admissions 273 Deaths 3 Invaliding 9	...	...	92	...	38	7	5	48	4	1	...	...	...	...	1	1	...	5	...	2	1	4	13	9	2	6	...	3	11	14	6					
20	{ Admissions 90 Deaths 1 Invaliding 4	1	...	29	...	19	1	2	2	...	...	...	8	...	...	3	...	2	...	2	...	2	6	3	...	2	...	...	2	5	1	1					
	{ Admissions 12,007 Deaths 229 Invaliding 420	154	7	2318	27	1313	829	415	1680	229	10	...	294	76	37	19	81	21	321	43	417	40	337	645	529	39	518	25	131	831	670	551					
		...	...	...	...	2	4	17	...	18	...	...	131	40	1	6	6	...	4	...	8	1	6	12	2	30	...	1	1	15	11	62					
ROHILCUND and MEERUT.																																					
1	{ Admissions 399 Deaths 10 Invaliding 49	1	...	...	...	99	10	33	33	1	1	...	5	...	...	2	6	1	8	1	14	1	24	37	17	...	34	2	5	21	22	31					
2	{ Admissions 109 Deaths 1 Invaliding 9	...	...	...	...	38	...	13	27	3	...	...	2	1	...	2	1	1	3	1	5	...	8	10	20	...	7	3	1	19	18	7					
3	{ Admissions 1,941 Deaths 11 Invaliding 39	1	...	...	1	212	35	57	167	28	3	9	4	3	2	10	6	15	6	74	7	31	54	40	14	25	...	12	65	73	85	...					
4	{ Admissions 643 Deaths 10 Invaliding 73	5	2	2	...	141	22	63	65	10	...	...	15	3	1	1	3	3	21	...	32	6	17	35	43	4	38	4	8	48	23	29					
5	{ Admissions 13 Deaths 3 Invaliding 3	...	...	...	...	...	...	...	...	...	...	...	...	...	1	...	1	...	...	...	1	...	...	...	...	...	...	...	...	...	...	...					
6	{ Admissions 282 Deaths 9 Invaliding 9	9	...	25	...	54	40	3	19	8	1	...	1	2	...	...	...	...	2	2	11	...	11	39	6	5	8	...	1	18	17	9					
7	{ Admissions 312 Deaths 13 Invaliding 6	13	...	25	2	118	13	2	21	4	...	...	2	...	1	...	1	4	2	1	14	2	2	17	9	1	18	1	...	15	16	8					
8	{ Admissions 331 Deaths 2 Invaliding 6	...	...	21	2	137	16	21	9	2	...	...	3	...	...	2	1	...	3	...	12	...	5	12	11	...	17	...	1	26	18	12					
9	{ Admissions 298 Deaths 5 Invaliding 10	...	...	11	...	113	7	9	24	...	...	...	11	...	...	2	1	...	2	15	2	5	14	5	...	32	1	4	20	12	1	...					
10	{ Admissions 657 Deaths 27 Invaliding 4	...	...	8	2	24	96	30	22	8	2	...	13	4	25	8	4	...	3	1	86	...	88	31	13	3	26	25	1	6	40	50	34				
11	{ Admissions 1,307 Deaths 46 Invaliding 39	33	...	13	...	598	20	41	60	24	3	4	31	9	3	...	12	5	13	2	38	1	55	62	49	2	49	5	8	63	54	25					
12	{ Admissions 201 Deaths 2 Invaliding 4	...	...	30	1	62	7	8	11	...	...	...	2	1	1	6	...	3	...	4	...	10	11	12	2	9	...	1	2	7	2	...					
13	{ Admissions 1,132 Deaths 13 Invaliding 1	...	...	117	...	389	123	51	86	10	2	...	13	4	...	6	1	3	8	7	27	7	29	55	33	1	60	1	8	45	32	33					
14	{ Admissions 628 Deaths 5 Invaliding 27	...	...	167	3	73	11	22	63	9	1	...	6	...	1	3	1	1	6	1	19	1	17	19	33	2	14	3	15	58	35	24					
	{ Admissions 7,425 Deaths 157 Invaliding 270	73	2	449	11	2041	909	354	616	107	13	5	113	28	35	33	43	28	84	24	352	128	213	374	281	57	330	21	70	443	377	300					
		...	...	...	...	9	2	32	...	8	...	...	47	12	1	5	1	...	3	13	11	1	14	19	35	7	...	7	2	6	5	7					

## ROHILCUND and MEERUT.

1	{ Admissions 390 Deaths 10 Invaliding 49	1	...	...	99	10	33	31	1	1	...	5	...	2	6	1	8	1	14	1	24	37	17	...	34	2	5	21	22	31		
2	{ Admissions 199 Deaths 1 Invaliding 9	...	...	...	38	...	13	27	3	...	...	2	1	...	2	1	3	1	5	...	8	10	20	...	7	3	1	19	18	7		
3	{ Admissions 1,041 Deaths 11 Invaliding 39	1	...	...	1	212	35	57	167	28	3	1	9	4	3	2	10	6	15	6	74	7	31	54	40	14	25	...	12	65	73	85
4	{ Admissions 643 Deaths 10 Invaliding 73	5	2	2	...	111	22	63	65	10	...	15	3	1	1	3	3	21	...	32	5	17	35	43	4	38	4	8	48	23	29	
5	{ Admissions 13 Deaths 3 Invaliding 3	...	1	...	2	...	1	...	...	...	...	...	1	...	1	1	...	...	1	...	...	...	...	...	4	...	2	...	...	...	...	
6	{ Admissions 282 Deaths 9 Invaliding 9	9	...	25	...	54	49	3	19	8	1	...	1	2	...	...	...	2	2	11	...	11	30	6	5	8	...	1	18	17	9	
7	{ Admissions 312 Deaths 13 Invaliding 6	13	...	25	2	118	13	2	21	4	...	2	...	1	...	1	4	2	1	14	2	2	17	9	1	18	1	...	15	16	8	
8	{ Admissions 331 Deaths 2 Invaliding 6	...	21	2	137	16	21	9	2	...	...	3	...	2	1	...	3	...	12	...	5	12	11	...	17	...	1	26	18	12	1	
9	{ Admissions 298 Deaths 5 Invaliding 10	7	...	11	...	113	7	9	24	...	...	11	...	...	2	1	...	2	15	2	5	14	5	...	32	1	4	29	12	1	1	
10	{ Admissions 657 Deaths 27 Invaliding 17	4	...	8	2	24	96	30	22	8	2	13	4	25	8	4	...	3	1	86	88	31	13	3	26	25	1	6	40	50	34	
11	{ Admissions 1,307 Deaths 46 Invaliding 39	33	...	13	...	598	29	41	60	24	3	4	31	9	3	...	12	5	13	2	38	15	52	67	49	2	49	5	8	63	54	25
12	{ Admissions 291 Deaths 2 Invaliding 4	...	39	1	62	7	8	11	...	...	...	2	1	1	6	...	3	...	4	...	10	11	12	2	9	...	1	2	7	2	...	
13	{ Admissions 1,132 Deaths 13 Invaliding 1	...	117	...	389	123	51	86	19	2	...	13	4	...	6	1	3	8	7	27	7	29	55	33	1	50	1	8	45	32	33	
14	{ Admissions 628 Deaths 5 Invaliding 27	...	187	3	73	11	22	63	9	1	6	...	1	3	1	1	6	1	19	1	17	19	33	2	14	3	15	58	35	24	...	
	{ Admissions 7,425 Deaths 157 Invaliding 270	73	2	449	11	2041	100	354	616	107	13	5	113	28	35	33	43	28	84	24	352	128	233	374	281	57	330	21	79	443	377	300
		...	...	...	9	2	32	...	8	...	...	47	12	1	5	1	...	3	13	11	1	14	10	35	7	...	2	6	5	39	...	

\* Two of these deaths occurred among men on detached duty.

† With Head Quarters.



TABLE

4.—REGIMENTS of AGRA										
REGIMENTS & BATTERIES, & STATIONS OF 1872.		YEAR OF ARRIVAL		Date of Arrival from Station previously occupied.	Average Strength during 1872.	Admission-rate of 1872 per 1,000 of Strength.	LOSSES PER 1,000			
		In India.	In the Bengal Presidency.				By Deaths.	By Invaliding.		
1	62d Regiment, Agra	...	1871	1871	February 1871, from England	...	944	1018'0	29'06	16'95
2	XIX Brig., F. Battery, R. Art., Agra	...	...	...	January 1870, from Meer Meer	...	145	1855'2	13'79	68'97
3	XXIV Brig.,* 5 Battery, R. Art., Agra	...	...	...	December 1871, from Meer Meer	...	93	1408'6	10'75	64'52
4	F. Brig., B. Battery, R. H. Art., Morar	...	...	...	January 1870, from Sealkote	...	153	1915'0	26'14	71'90
5	XVI Brig., C. Battery, R. Art., Morar	...	...	...	March 1870, from Barrackpore	...	149	1542'8	7'14	57'14
6	XXIV Brig.,* 1 Battery, R. Art., Morar	...	...	...	November 1871, from Delhi	...	99	1464'6	20'20	60'60
7	1-11th Regiment, Morar	...	1864	1864	November 1869, from Fyzabad	...	888	1511'3	18'02	31'53
8	XXIV Brig.,* 4 Battery, R. Art., Gwalior Fortress	...	...	...	February 1872, from Darjeeling	...	94	989'4	...	85'11
9	106th Regiment, Jhansi, with Detachments of 265 men at Gwalior Fortress and 170 men at Nowgong	...	...	...	November 1870, from Umballa	...	807	2045'7	13'38	45'71
10	XXIII Brig., F. Battery, R. Art.,† Nowgong	...	...	...	January 1871, from Jullundur	...	155	1780'7	19'35	83'87
11	VIII Brig., E. Battery, R. Art., Sangor	...	1868	1868	December 1870, from Fyzabad	...	125	1432'0	8'00	64'00
12	2-25th Regiment, Jubbulpore, with Detachment of 313 men at Sangor‡	...	1863	1863	December 1871, from Bareilly	...	910	1085'7	7'69	28'57
REGIMENTS OF AGRA AND CENTRAL INDIA					...	4,643	1449'1	16'58	38'98	

\* XXIII Brigade for September.

† G. Battery, 19th Brigade, from September 1872.

‡ Head Quarters transferred from Sangor to Jubbulpore in March; before the removal of the Head Quarters the Strength was 463.



## and CENTRAL INDIA.

			CAUSES OF ADMISSIONS INTO HOSPITAL, OF DEATHS IN AND OUT OF HOSPITAL, AND OF THE INVALIDING OF 1872.																															
Total Admissions and Loss of the Year by Deaths and Invaliding.			Cholera.	Smallpox.	Dysentery.	Enteric Fever.	Intermittent Fevers.	Remittent and Continued Fevers.	Rheumatism and Rheumatic Affections.	Primary Venereal Affections.	Secondary Venereal Affections.	Erysipelas.	Scurvy.	Anemia and Debility.	Phthisis Pulmonalis.	Apoplexy and Stroke.	Epilepsy and other Brain Affections.	Neuralgia Affections.	Delirium Tremens.	Ophthalmia.	Heart Disease and Aneurysm.	Tonsillitis, Bronchitis, and Asthma.	Pleurisy and Pneumonia.	Dysentery.	Diarrhoea.	Hepatitis.	Spleen Disease.	Functional derangements of the Digestive System.	Diseases of the Urinary System.	Diseases of the Genitive System.	Abscess and Ulcer.	Injuries and Accidents.	All other Causes.	
1	Admissions	961	28	248	2	111	17	25	178	13	...	...	7	6	5	...	...	...	...	30	4	14	7	25	61	32	...	25	6	10	45	31	23	
	Deaths	28	18	...	1	...	...	...	...	...	...	...	...	...	...	...	...	...	...	...	...	...	...	...	...	...	...	...	...	...	...	...	...	
	Invaliding	16	...	...	...	...	...	...	...	...	...	...	...	...	...	...	...	...	...	...	...	...	...	...	...	...	...	...	...	...	...	...	...	
2	Admissions	269	...	105	...	42	...	12	23	6	...	...	...	...	...	...	...	...	...	...	...	...	...	...	...	...	...	...	...	...	...	...	...	...
	Deaths	2	...	...	...	...	...	...	...	...	...	...	...	...	...	...	...	...	...	...	...	...	...	...	...	...	...	...	...	...	...	...	...	
	Invaliding	10	...	...	...	...	...	...	...	...	...	...	...	...	...	...	...	...	...	...	...	...	...	...	...	...	...	...	...	...	...	...	...	
3	Admissions	131	...	35	...	29	...	6	1	3	...	...	...	...	...	...	...	...	...	...	...	...	...	...	...	...	...	...	...	...	...	...	...	...
	Deaths	1	...	...	...	...	...	...	...	...	...	...	...	...	...	...	...	...	...	...	...	...	...	...	...	...	...	...	...	...	...	...	...	
	Invaliding	6	...	...	...	...	...	...	...	...	...	...	...	...	...	...	...	...	...	...	...	...	...	...	...	...	...	...	...	...	...	...	...	
4	Admissions	293	1	1	...	62	1	12	32	...	...	...	...	...	...	...	...	...	...	...	...	...	...	...	...	...	...	...	...	...	...	...	...	...
	Deaths	4	1	...	...	...	...	...	...	...	...	...	...	...	...	...	...	...	...	...	...	...	...	...	...	...	...	...	...	...	...	...	...	
	Invaliding	11	...	...	...	...	...	...	...	...	...	...	...	...	...	...	...	...	...	...	...	...	...	...	...	...	...	...	...	...	...	...	...	
5	Admissions	216	...	1	...	62	...	13	23	5	...	...	...	...	...	...	...	...	...	...	...	...	...	...	...	...	...	...	...	...	...	...	...	...
	Deaths	1	...	...	...	...	...	...	...	...	...	...	...	...	...	...	...	...	...	...	...	...	...	...	...	...	...	...	...	...	...	...	...	
	Invaliding	8	...	...	...	...	...	...	...	...	...	...	...	...	...	...	...	...	...	...	...	...	...	...	...	...	...	...	...	...	...	...	...	
6	Admissions	145	...	...	...	54	...	7	13	4	...	...	...	...	...	...	...	...	...	...	...	...	...	...	...	...	...	...	...	...	...	...	...	...
	Deaths	2	...	...	...	...	...	...	...	...	...	...	...	...	...	...	...	...	...	...	...	...	...	...	...	...	...	...	...	...	...	...	...	
	Invaliding	6	...	...	...	...	...	...	...	...	...	...	...	...	...	...	...	...	...	...	...	...	...	...	...	...	...	...	...	...	...	...	...	
7	Admissions	1,342	22*	1	...	557	95	33	101	20	...	...	...	...	...	...	...	...	...	...	...	...	...	...	...	...	...	...	...	...	...	...	...	...
	Deaths	16	7	...	...	...	...	...	...	...	...	...	...	...	...	...	...	...	...	...	...	...	...	...	...	...	...	...	...	...	...	...	...	
	Invaliding	28	...	...	...	...	...	...	...	...	...	...	...	...	...	...	...	...	...	...	...	...	...	...	...	...	...	...	...	...	...	...	...	
8	Admissions	93	...	...	...	4	3	5	12	5	1	...	...	...	...	...	...	...	...	...	...	...	...	...	...	...	...	...	...	...	...	...	...	...
	Deaths	...	...	...	...	...	...	...	...	...	...	...	...	...	...	...	...	...	...	...	...	...	...	...	...	...	...	...	...	...	...	...	...	
	Invaliding	8	...	...	...	...	...	...	...	...	...	...	...	...	...	...	...	...	...	...	...	...	...	...	...	...	...	...	...	...	...	...	...	
9	Admissions	1,835	1	2	1	1,983	8	129	85	8	2	1	13	12	5	4	18	3	16	3	74	6	8	41	21	16	85	2	20	72	55	50	...	
	Deaths	12	...	...	...	...	...	...	...	...	...	...	...	...	...	...	...	...	...	...	...	...	...	...	...	...	...	...	...	...	...	...	...	
	Invaliding	41	...	...	...	...	...	...	...	...	...	...	...	...	...	...	...	...	...	...	...	...	...	...										

\* These cases occurred among the convalescents at Kussowlie.

TABLE

5.—REGIMENTS of									
REGIMENTS & BATTERIES & STATIONS OF 1872.			YEAR OF ARRIVAL		Date of Arrival from Station previously occupied.	Average Strength during 1872.	Admission-rate of 1872 per 1,000 of Strength.	LOSS PER 1,000	
			In India.	In the Bengal Presidency.				By Deaths.	By Invaliding.
1	F. Brig., C. Battery, R. H. Art., Umballa	...	...	...	March 1872, from Lucknow	149	1959.7	...	107.38
2	F. Brig., F. Battery, R. H. Art., Umballa	...	...	...	November 1871, from Meera Meer	154	1571.4	6.49	45.45
3	20th Hussars, Umballa (10½ months)	...	...	...	March 1870, from Campbellpore	375	888.0	29.33	13.31½
4	{ 72nd Regiment, Umballa (Detachment to Dugshale ) { of 110 men from May to October) ... }	1871	1871	1871	April 1871, from England	901	1333.0	27.75	43.28
5	VIII Brig., G. Battery, R. Art., Jullundur	...	1868	1868	December 1870, from Cawnpore	160	1014.3	14.29	92.86
6	{ 54th Regiment, Jullundur (Detachment to Umrit- sur of 125 men during January, February and March, and 217 men in December, and to Phillour of 64 men from April to September) ... }	1871	1871	1871	December 1871, from England	909	1006.6	49.70	13.20
7	XIII Brig., 3 Battery, R. Art., Ferozepore	...	1871	1871	December 1871, from England	83	2626.5	24.10	72.29
8	XIX Brig., B. Battery, R. Art., Ferozepore	...	...	...	January 1871, from Campbellpore	149	1443.0	40.27	29.85
9	39th Regiment, Ferozepore	...	1869	1869	November 1869, from England	936	982.9	7.48	13.89
10	XIX Brig., C. Battery, R. Art., Mooltan	...	...	...	January 1870, from Meerut	147	1571.4	13.61	68.03
11	{ 41st Regiment, Mooltan (Detachment of 100 men at at Dera Ismael Khan) ... }	1865	1865	1865	November 1870, from Subathoo	880	1547.7	21.59	77.27
12	A. Brig., E. Battery, R. H. Art., Sealkote	...	1865	1865	February 1870, from Peshawur	154	1253.2	6.49	68.44
13	5th Lancers, Sealkote	...	1864	1864	February 1870, from Lucknow	454	1145.4	28.63	48.46
14	{ 58th Regiment, Sealkote (Detachment of 218 men at Umritsur from April to November) ... }	1865	1865	1865	February 1870, from Allahabad	851	1648.6	16.45	54.05
15	XIII Brig., 4 Battery, R. Art., Umritsur	...	1871	1871	November 1871, from England	82	1561.0	30.59	48.78
16	A. Brig., A. Battery, R. H. Art., Meera Meer	...	1866	1866	February 1872, from Peshawur	137	3306.5	116.79	131.39
17	XIII Brig., 7 Battery, R. Art., Meera Meer	...	1871	1871	November 1871, from England	86	3034.9	197.67	93.02
18	VIII Brig., H. Battery, R. Art., Meera Meer	...	1868	1868	January 1870, from Agra	131	1763.4	91.60	122.14
19	{ 37th Regiment, Meera Meer (Detachment of 68 men at at Fort Lahore) ... }	1867	1867	1867	{ December 1870, from Shahjehanpore } { and Moradabad ... }	849	2228.5	98.94	35.34
20	A. Brig., B. Battery, R. H. Art., Rawulpindee	...	1866	1866	February 1870, from Peshawur	151	1543.0	26.49	46.36
21	XIII Brig., 1 Battery, R. Art., Rawulpindee*	...	1871	1871	December 1871, from England	98	1285.7	...	51.02
22	XVI Brig., D. Battery, R. Art., Rawulpindee	...	...	...	March 1872, from Allahabad	157	1273.9	12.74	31.85
23	39th Regiment, Rawulpindee†	...	1864	1864	November 1869, from Peshawur	913	772.2	18.62	28.48
24	70th Regiment, Rawulpindee‡	...	1871	1871	December 1871, from England	879	1435.7	29.58	22.75

\* Stationed in the Murree Hills from April to October.

† Furnished a working party of 267 men, which was employed in the Murree Hills from May to September.

‡ Furnished a working party of 200 men.

§ Invalids left behind on departure for England.



*the PUNJAB.*

Total Admissions and Loss of the Year by Deaths and Invaliding.		CAUSES OF ADMISSIONS INTO HOSPITAL, OF DEATHS IN AND OUT OF HOSPITAL, AND OF THE INVALIDING OF 1872.																													
		Cholera.	Smallpox.	Dengue.	Enteric Fever.	Intermittent Fevers.	Remittent and Continued Fevers.	Rheumatism and Rheumatic Affections.	Primary Venereal Affections.	Secondary Venereal Affections.	Erysipelas.	Scurvy.	Anæmia and Debility.	Phthisis Pulmonalis.	Apoplexy & Stroke.	Epilepsy and other Brain Affections.	Neuragic Affections.	Delirium Tremens.	Ophthalmia.	Heart Disease and Aneurism.	Tonsillitis, Bronchitis, and Asthma.	Pleurisy & Pneumonia.	Dysentery.	Diarrhœa.	Hepatitis.	Splen Disease.	Functional derangements of the Digestive System.	Diseases of the Urinary System.	Diseases of the Genoradive System.	Abcess and Ulcer.	Injuries and Accidents.
1	Admissions 292 Deaths 16 Invaliding 16	2	...	...	...	16	98	12	47	8	...	1	...	...	3	2	4	1	20	1	1	8	13	1	2	1	6	16	22	8	
2	Admissions 242 Deaths 1 Invaliding 7	...	2	...	12	70	6	53	2	...	...	...	1	...	1	...	1	...	6	1	...	16	11	1	6	...	2	17	20	14	
3	Admissions 333 Deaths 11 Invaliding 5	1	...	1	...	90	16	14	45	15	...	4	1	2	...	9	11	5	4	8	1	4	18	16	...	17	1	19	24	7	
4	Admissions 1,261 Deaths 251 Invaliding 39	6	...	21	5	111	321	38	187	8	3	38	9	3	3	...	3	47	8	45	6	26	105	30	5	31	13	53	40	37	
6	Admissions 142 Deaths 2 Invaliding 13	...	...	...	5	17	17	20	...	...	3	...	1	2	...	5	...	13	4	2	2	13	2	6	...	...	10	13	8		
6	Admissions 915 Deaths 37 Invaliding 13	18	1	...	7	91	174	32	158	12	2	12	11	1	1	...	29	2	65	2	11	99	23	1	38	...	3	37	47	38	
7	Admissions 218 Deaths 2 Invaliding 6	...	...	...	2	5	66	7	15	3	2	6	...	3	2	...	7	2	...	14	...	4	17	1	...	14	...	1	17	13	17
8	Admissions 215 Deaths 4 Invaliding 4	...	...	...	13	19	8	20	6	...	1	3	1	2	...	1	3	4	1	8	...	4	19	4	1	19	...	20	35	15	
9	Admissions 920 Deaths 7 Invaliding 13	1	...	...	300	4	7	114	34	1	...	6	8	7	1	5	1	38	5	45	1	35	63	16	...	84	1	8	60	57	28
10	Admissions 231 Deaths 2 Invaliding 10	...	...	...	85	...	3	16	1	...	12	...	...	1	...	1	1	2	...	3	1	7	3	26	...	9	...	13	30	17	
11	Admissions 1,362 Deaths 19 Invaliding 68	3	2	1	...	555	14	37	125	18	...	36	29	4	1	2	4	18	14	91	27	54	12	68	8	36	12	52	44	95	
12	Admissions 193 Deaths 1 Invaliding 9	...	...	...	68	11	5	14	1	...	6	...	...	1	...	...	2	1	4	1	11	16	9	...	4	...	3	9	34	3	
13	Admissions 550 Deaths 13 Invaliding 22	1	...	...	25	122	31	36	4	...	17	...	1	...	6	1	8	2	19	2	16	30	31	2	36	...	14	43	61	31	
14	Admissions 1,493 Deaths 14 Invaliding 46	3	5	...	661	23	61	161	18	4	3	75	16	...	8	10	2	18	10	70	7	20	44	80	8	67	2	21	41	87	78
15	Admissions 128 Deaths 3 Invaliding 4	...	...	...	1	67	3	10	3	2	3	2	...	2	...	...	1	1	2	...	4	7	...	4	...	7	7	4			
16	Admissions 453 Deaths 16 Invaliding 18	16	...	...	1	127	31	6	9	6	...	17	1	6	1	3	10	1	18	2	13	70	6	14	24	2	4	14	23	28	
17	Admissions 261 Deaths 17 Invaliding 8	12	...	...	2	93	26	8	16	...	4	6	...	6	...	...	4	9	1	7	18	5	1	15	1	3	19	1	10		
18	Admissions 231 Deaths 12 Invaliding 16	14	...	...	54	10	5	13	3	...	3	1	...	...	...	3	4	17	...	9	25	8	1	14	...	2	13	17	15		
19	Admissions 1,892 Deaths 84 Invaliding 30	90	...	...	6	509	44	42	147	39	5	19	7	4	1	8	6	32	7	69	11	37	94	29	2	37	9	12	101	60	36
20	Admissions 233 Deaths 4 Invaliding 7	1	2	...	77	5	7	38	1	...	10	...	...	3	2	...	7	1	...	12	9	3	4	1	1	17	23	9			
21	Admissions 126 Deaths 1 Invaliding 5	...	...	...	21	...	9	9	...	...	4	1	...	3	6	...	7	...	2	16	6	1	3	1	...	11	11	16			
22	Admissions 200 Deaths 2 Invaliding 5	...	...	...	1	47	8	3	22	6	...	8	1	1	...	2	1	1	16	1	1	9	5	...	25	3	2	12	23	9	
23	Admissions 705 Deaths 17 Invaliding 26	7	1	...	2	60	130	21	104	17	3	11	1	...	1	3	2	9	3	32	7	4	25	17	6	37	16	50	103	24	
24	Admissions 1,362 Deaths 26 Invaliding 20	9	3	...	8	20	321	67	193	47	9	16	12	2	10	3	1	14	5	60	2	22	73	32	...	75	5	12	84	86	75

\* Of these cases five were suicidal deaths.

† Four of these deaths occurred at Murree.

‡ Five of these deaths occurred at Murree.



TABLE

REGIMENTS of									
REGIMENTS & BATTERIES & STATIONS OF 1872.				DATE OF ARRIVAL		Average Strength during 1872.	Admission-rate of 1872 per 1,000 of Strength.	LOSS PER 1,000	
				In India.	In the Bengal Presidency.			By Deaths.	By Invaliding.
25	A. Brigade, D. Battery, R. H. Art., Campbellpore	...	1865	1865	April 1871, from Peshawur	151	2026.5	13.25	72.85
26	XIII Brigade, 5 Battery, R. Art., Attock†	...	1871	1871	January 1872, from England	89	2775.3	33.71	67.42
27	{ 2-60th Regiment, Nowshera, (Detachment of 102 } { men at Attock) }	...	1867	1867	January 1872, from Peshawur	1064	2057.3	14.10	19.74
28	A. Brigade, C. Battery, R. H. Art., Peshawur†	...	1866	1866	January 1872, from Meerut	161	9093.2	18.63	74.53
29	XX Brigade, F. Battery R. Art.,* Peshawur†	...	...	...	December 1870, from Ferozepore	129	1899.2	31.01	62.02
30	XXIV Brigade, I 3 Battery, R. Art., Peshawur†	...	...	...	November 1871, from Lucknow	94	1908.5	31.92	10.64
31	1-6th Regiment, Peshawur†	...	1868	1868	April 1871, from Rawulpindee	883	1744.1	48.70	28.31
32	55th Regiment, Peshawur†	...	1864	1864	January 1872, from Chechrata	880	2754.5	40.91	35.23
REGIMENTS OF THE PUNJAB						13,171	1617.0	32.65	39.78
6.—REGIMENTS cantoned during									
1	V Brigade, 3 Battery, R. Art., Darjeeling	...	1867	1871	December 1871, from Youngoo	84	940.5	...	11.90
2	2-1st Regiment, Wing, Raseekhet	...	1866	1870	January 1870, from Nusseerabad	474	1294.7	37.97	...§
3	92nd Regiment, Chechrata	...	1868	1868	March 1872, from Jullundur	895	521.8	10.05	13.41
4	85th Regiment, Dugshale	...	1868	1868	October 1870, from Mecan Meer	935	818.2	27.81	27.81
5	2-12th Regiment, Subathoo	...	1864	1864	February 1871, from Jubbalpore	913	852.1	8.76	14.24
6	XIII Brigade, 6 Battery, R. Art., Jutogh	...	1871	1871	March 1872, from England	39	636.4	29.29	...
HILL STATIONS OF THE BENGAL PRESIDENCY						3,400	890.9	18.53	17.77
7.—INVALID GARRISON, ROAD-MAKING									
1	Invalid Garrison, Chunar	...	...	...	...	23	1043.5	...	...
2	Road-making Parties, Murree Hills, May to September	...	...	...	...	668	444.6	4.49	...
3	Detachment 44th Regiment, Peshmurree, March to December	...	...	...	...	151	1898.0	13.24	...
4	Detachments at Cherat, from Peshawur, May to November	...	...	...	...	760	505.8	15.79	...

\* A. Battery, 8th Brigade, from September 1872.

† The Troops at Nowshera and Peshawur sent detachments, averaging 700, to Cherat, from May to November. See Section 7.

‡ XXIII Brigade from September.

§ See Head Quarters, Ratio, Section 3.



## the PUNJAB.—(continued).

		CAUSES OF ADMISSIONS INTO HOSPITAL, OF DEATHS IN AND OUT OF HOSPITAL, AND OF THE INVALIDING OF 1872.																														
Total Admissions and Loss of the Year by Deaths and Invaliding.		Cholera.	Smallpox.	Dengue.	Enteric Fever.	Intermittent Fevers.	Remittent and Continued Fevers.	Rheumatism and Rheumatic Affections.	Primary Venereal Affections.	Secondary Venereal Affections.	Erysipelas.	Scurvy.	Anemia and Debility.	Phthisis Pulmonalis.	Apoplexy and Sunstroke.	Epilepsy and other Brain Affections.	Neuralgic Affections.	Delirium Tremens.	Ophthalmia.	Heart Disease and Aneurysm.	Tonsillitis, Bronchitis, and Asthma.	Pleurisy and Pneumonia.	Dysentery.	Diarrhea.	Hepatitis.	Spleen Disease.	Functional derangements of the Digestive System.	Diseases of the Urinary System.	Diseases of the Genitive System.	Abscess and Ulcer.	Injuries and Accidents.	All other Causes.
25	{ Admissions 306 Deaths 2 Invaliding 11	...	...	...	...	46	25	18	6	...	1	...	16	...	...	...	2	...	9	...	39	1	5	23	18	3	14	2	3	19	46	10
26	{ Admissions 247 Deaths 3 Invaliding 6	...	...	...	...	1	111	25	8	13	2	...	1	7	...	1	4	...	1	...	9	...	2	16	8	3	6	1	...	10	5	10
27	{ Admissions 2,189 Deaths 15 Invaliding 21	3	24	...	5	1,117	206	36	195	20	3	...	48	1	1	...	9	2	19	2	71	5	35	52	86	6	27	4	15	81	75	65
28	{ Admissions 498 Deaths 3 Invaliding 12	...	...	...	...	228	56	15	31	1	...	...	5	...	...	...	...	1	3	...	36	6	9	19	17	5	12	1	7	16	22	7
29	{ Admissions 245 Deaths 4 Invaliding 8	4	4	...	...	1	90	23	2	29	2	...	5	1	1	1	...	1	3	1	13	2	6	7	10	3	8	5	1	8	16	11
30	{ Admissions 170 Deaths 3 Invaliding 1	1	1	...	1	76	11	3	14	3	...	...	3	1	...	...	1	3	3	1	9	2	5	4	...	...	3	...	1	12	9	4
31	{ Admissions 1,540 Deaths 43 Invaliding 25	39	31	...	4	571	258	12	215	16	...	...	10	6	1	2	3	1	14	4	68	10	14	68	27	6	39	1	11	63	56	21
32	{ Admissions 2,424 Deaths 36 Invaliding 31	27	21	...	...	833	748	22	71	31	...	1	29	7	3	8	17	12	19	14	76	14	35	112	52	4	74	2	8	59	95	51
{ Admissions 21,297 Deaths 430 Invaliding 524		268	1625	51	6,419	2,885	552	2,137	325	33	...	8,437	117	15	26	2	100	67	324	95	943	117	601	1079	703	87	790	43	180	1002	1195	801
		...	...	...	...	15	2	18	...	24	...	...	113	61	1	18	1	...	1	37	17	...	13	9	82	12	...	9	1	5	18	77

## the year at HILL STATIONS.

1	{ Admissions 79 Deaths 1 Invaliding...	16	8	13	1	3	2	2	2	4	5	2	3	12	4															
2	{ Admissions 571 Deaths 18 Invaliding...	53	13	16	138	5	17	4	1	3	10	7	4	60	5	19	76	14	22	5	24	38	33							
3	{ Admissions 467 Deaths 9 Invaliding...	69	10	28	130	7	3	2	3	3	49	5	6	24	39	26	6	23	37	15										
4	{ Admissions 765 Deaths 20 Invaliding...	54	7	52	122	7	8	9	1	4	2	4	20	8	51	6	14	51	10	5	43	1	10	45	75	48				
5	{ Admissions 778 Deaths 8 Invaliding...	41	47	57	80	11	8	26	8	2	12	3	10	7	62	27	106	26	40	3	9	63	91	33						
6	{ Admissions 63 Deaths 2 Invaliding...	4	1	5	19	1	2	1	2	1	7	2	1	1	1	2	4	1	1	6	7	1								
	{ Admissions 2,721 Deaths 63 Invaliding...	37	78	8	237	78	166	492	31	16	55	14	1	12	28	7	40	19	217	17	68	206	95	5	169	5	33	164	260	134
		6	1	3	5	6	6	6	6	5	1	1	1	6	2	1	9	2	4	3	1	3	4	1	3	11				

## PARTIES, and PUCHMURREE and CHERAT SANITARIA.

1	{ Admissions 24 Deaths 2	...	...	...	6	...	2	...	...	...	...	...	...	...	1	2	...	...	...	1	2	3	1	...	...	...	2	1	...	...	3	1
2	{ Admissions 297 Deaths 3	...	...	...	29	31	21	60	...	3	...	3	...	...	1	1	...	...	...	10	...	9	27	11	3	...	...	...	18	36	31	
3	{ Admissions 273 Deaths 2	...	...	...	176	3	2	45	...	...	...	1	...	...	...	1	...	...	7	...	8	3	7	...	...	...	...	...	8	5	7	
4	{ Admissions 439 Deaths 12	1	...	...	42	91	16	28	...	...	...	...	1	...	...	3	7	...	29	...	35	22	39	8	...	...	...	25	17	60		

\* These cases occurred at Attock and Murree.

† These cases occurred at Meerut, after the relief of the Regiment.

‡ With Head Quarters, Section 3.



TABLE

8.—CONVALESCENT										
CONVALESCENT DEPOTS.				Period of Occupation.	Average Strength during the period of occupation.	Admission-rate of Season 1872 per 1,000 of Strength.	Loss per 1,000			
							By Deaths.	By Invaliding.		
1	Darjeeling	...	...	Nine months, April to December	...	105	1270.2	19.05	47.02	
2	Nynee Tal	...	...	Nine months, January, and from May to December	...	241	1361.4	12.45	132.78	
3	Landour	...	...	Seven months, April to October	...	205	912.2	19.51	112.19	
4	Kussowlie	...	...	Seven months, April to October*	...	656	1298.8	47.26	129.67	
5	Dalhousie	...	...	Seven months, April to October	...	502	858.6	7.97	67.73	
6	Murree	...	...	Seven months, May to November	...	526	872.6	47.53	...†	
CONVALESCENT DEPOTS OF THE BENGAL PRESIDENCY						...	2,320	1029.7	29.74	104.74
EUROPEAN ARMY OF THE BENGAL PRESIDENCY						...	36,591	1489.8	27.25	43.73‡

\* Kussowlie Depot was still occupied during November by a Strength averaging 460, and during December by an average of 374 Invalids.

† The Invaliding of the men who spent the season at Murree took place after their return to their Regiments.

‡ See Note to Table XXIX.

## ANNUAL RELIEF OF THE

## ARTILLERY.

A. Brigade	D. Battery	From Campbellpore	To Sealkote	...	...	Arrived	February	1873.
C. Brigade	E. Battery	" Sealkote	" Meerut	...	...	Arrived	January	1873.
D. Brigade	A. Battery	" England	" Meerut	...	...	Arrived	March	1873.
F. Brigade	D. Battery	" Meerut	" England	...	...	Arrived	October	1872.
8th Brigade	B. Battery	" Meerut	" Campbellpore	...	...	Arrived	February	1873.
16th Brigade	C. Battery	" Meerut	" Meerut	...	...	Arrived	March	1873.
19th Brigade	E. Battery	" Meerut	" Meerut	...	...	Arrived	February	1873.
	D. Battery	" Meerut	" Meerut	...	...	Arrived	January	1873.

## CAVALRY.

4th Hussars	From Meerut	To Rawalpindie	...	...	Arrived	February	1873.
10th Hussars	" England	" Muttra	...	...	Arrived	March	1873.
11th Hussars	" Muttra	" Umballa	...	...	Arrived	November	1872.
15th Hussars	" Mhow	" Meerut	...	...	Arrived	January	1873.
20th Hussars	" Umballa	" England	...	...	Arrived	October	1872.

## ANNUAL RELIEF OF THE

## ARTILLERY.

C. Brigade	Head Quarters	From England	To Bangalore	...	...	Arrived	March	1873.
	B. Battery	" England	" Secunderabad	...	...	Arrived	March	1873.
D. Brigade	C. Battery	" England	" Bangalore	...	...	Arrived	March	1873.
	A. Battery	" Secunderabad	" Bangalore	...	...	Arrived	November	1872.
9th Brigade	B. Battery	" Bangalore	" Bangalore	...	...	Arrived	November	1872.
	A. Battery	" St. Thomas' Mount	" Secunderabad	...	...	Arrived	February	1873.
20th Brigade	C. Battery	" Kamplee	" Bangalore	...	...	Arrived	February	1873.
	C. Battery	" Secunderabad	" St. Thomas' Mount	...	...	Arrived	February	1873.
	G. Battery	" Bangalore	" Kamplee	...	...	Arrived	February	1873.

## ANNUAL RELIEF OF THE

## ARTILLERY.

C. Brigade	D. Battery	From England	To Ahmednuggur	...	...	Arrived	March	1873.
	E. Battery	" England	" Mhow	...	...	Arrived	March	1873.
D. Brigade	C. Battery	" Ahmednuggur	" England	...	...	Arrived	November	1872.
	E. Battery	" Mhow	" England	...	...	Arrived	November	1872.
6th Brigade	1. Battery	" Mhow	" Aden	...	...	Arrived	January	1873.
	2. Battery	" Bombay	" Mhow	...	...	Arrived	December	1872.
	4. Battery	" Aden	" Bombay	...	...	Arrived	February	1873.
	5. Battery	" Aden	" Bombay	...	...	Arrived	February	1873.
	6. Battery	" Bombay	" Aden	...	...	Arrived	January	1873.



## DEPOTS.

		CAUSES OF ADMISSIONS INTO HOSPITAL, OF DEATHS IN AND OUT OF HOSPITAL, AND OF THE INVALIDING OF 1872.																															
Total Admissions and Loss of the Year by Deaths and Invaliding.		Cholera.	Smallpox.	Dysent.	Enteric Fever.	Intermittent Fevers.	Remittent and Continued Fevers.	Rheumatism and Rheumatic Affections.	Primary Venereal Affections.	Secondary Venereal Affections.	Erysipelas.	Scurvy.	Anæmia and Debility.	Phthisis Pulmonalis.	Apoplexy and other Brain Affections.	Epilepsy and other Brain Affections.	Neuralgic Affections.	Delirium Tremens.	Ophthalmia.	Heart Disease and Aneurism.	Tonsillitis, Bronchitis, and Asthma.	Pleurisy and Pneumonia.	Dysentery.	Diarrhoea.	Hepatitis.	Spleen Disease.	Functional derangements of the Digestive System.	Diseases of the Urinary System.	Diseases of the Genes-ative System.	Abscess and Ulcer.	Injuries and Accidents.	All other Causes.	
1	{ Admissions 158 Deaths ... 2 Invaliding 6	...	...	...	...	43	4	8	11	4	...	...	...	...	...	...	...	...	6	...	7	2	4	15	12	5	12	...	1	12	8	4	
2	{ Admissions 351 Deaths ... 3 Invaliding 32	...	...	...	...	69	1	40	20	10	...	...	...	28	1	...	2	2	1	...	1	25	1	8	17	30	2	19	...	6	23	19	26
3	{ Admissions 196 Deaths ... 4 Invaliding 23	...	...	...	...	53	...	19	20	8	1	...	...	10	2	1	1	...	...	2	12	5	4	1	18	2	7	2	4	17	4	3	
4	{ Admissions 963 Deaths ... 31 Invaliding 85	27	...	...	...	209	18	21	91	24	...	...	...	44	8	1	1	4	6	9	6	43	17	13	161	91	6	65	1	10	35	23	29
5	{ Admissions 459 Deaths ... 4 Invaliding 34	...	...	...	...	59	4	8	125	11	...	...	...	13	6	...	1	2	1	14	1	32	3	11	26	36	...	21	4	8	25	26	22
6	{ Admissions 519 Deaths ... 25 Invaliding 23	33	...	...	...	79	10	21	73	34	1	...	...	35	9	...	...	...	6	1	28	6	5	54	18	...	30	3	2	28	20	23	
	{ Admissions 2,046 Deaths ... 69 Invaliding 99	69	...	...	...	512	37	117	340	91	2	...	...	130	26	2	5	8	8	35	11	147	34	45	274	205	15	154	10	31	149	100	107
	{ Admissions 54,513 Deaths ... 997 Invaliding 1,578	589	25	3949	102	13142	471	1869	5805	836	77	17	1007	334	147	138	319	147*	879	229	2335	357	1263	2772	2032	239	2,201	111	500	2800	3068	2194	
		...	...	...	...	...	...	...	...	...	...	...	...	...	...	...	...	...	...	...	...	...	...	...	...	...	...	...	...	...	...	...	...

\* The number of cases of Drunkenness reported in the Bengal Army in 1872 was 11,779.

## ARMY OF BENGAL, 1872-73.

## INFANTRY.

1-6th Regiment	From Peshawar	To Sealkote	...	...	Arrived	March	1873.
1-11th Regiment	" Morar	" Subathoo	...	...	Arrived	February	1873.
2-12th Regiment	" Subathoo	" Ferozepore	...	...	Arrived	December	1872.
26th Regiment	" Fyzabad	" Morar	...	...	Arrived	December	1872.
36th Regiment	" Rawalpindoe	" Meerut	...	...	Arrived	March	1873.
37th Regiment	" Meerut	" Dugshaie	...	...	Arrived	March	1873.
39th Regiment	" Ferozepore	" Peshawar	...	...	Arrived	February	1873.
40th Regiment	" England	" Lucknow	...	...	Arrived	November	1872.
51st Regiment	" England	" Fyzabad	...	...	Arrived	November	1872.
58th Regiment	" Sealkote	" Nowshera	...	...	Arrived	February	1873.
2-60th Regiment	" Nowshera	" Murree Hills	...	...	Arrived	April	1873.
62nd Regiment	" Lucknow	" Dum-Dam and Barrackpore	...	...	Arrived	November	1872.
85th Regiment	" Dugshaie	" Meerut	...	...	Arrived	November	1872.
105th Regiment	" Meerut	" Aden	...	...	Arrived	December	1872.
107th Regiment	" Dum-Dam and Barrackpore.	" Secunderabad	...	...	Arrived	December	1872.

## ARMY OF MADRAS, 1872-73.

## INFANTRY.

2-10th Regiment	From Rangoon	To England	...	...	Marched	December	1872.
1-21st Regiment	" Bangalore	" Madras	...	...	Arrived	December	1872.
2-21st Regiment	" Madras	" England	...	...	Arrived	December	1872.
2-24th Regiment	" Secunderabad	" England	...	...	Arrived	December	1872.
43rd Regiment	" England	" Cannanore	...	...	Arrived	November	1872.
67th Regiment	" England	" Rangoon	...	...	Arrived	December	1872.
86th Regiment	" Cannanore	" Bangalore	...	...	Arrived	November	1872.
107th Regiment	" Dum-Dam	" Secunderabad	...	...	Arrived	December	1872.

## ARMY OF BOMBAY, 1872-73.

## ARTILLERY,—continued.

9th Brigade	D. Battery	From Nusserebad	To Kirkoe	...	Arrived	January	1873.
18th Brigade	E. Battery	" Kirkoe	" Nusserebad	...	Arrived	February	1873.

## CAVALRY.

3rd Hussars (Head Quarters)	From Ahmednuggur	To Mhow, leaving Detachment of 150 men at Ahmednuggur	...	Arrived	January	1873.
-----------------------------	------------------	---	-----	---------	---------	-------

## INFANTRY.

1-60th Regiment	From Aden	To England	...	...	Embarked	December	1872.
105th Regiment	" Meerut	" Aden	...	...	Arrived	December	1872.



*ABSTRACT of the RETURNS showing the ADMISSIONS, DEATHS and*  
SEE NOTE P22

## 1.—REGIMENTS of RAJPOOTANA.

	REGIMENTS & BATTERIES & STATION OF 1872.	Date of Arrival in India.	Date of Arrival from Station previously occupied.	Average Strength during 1872.	Admission-rate of 1872 per 1,000 of Average Strength.	Loss per 1,000	
						By Deaths.	By Invaliding.
1	{ 59th Regiment, Nusseerabad, with Detachment of 323 men at Neemuch ... }	March 1869	January 1872, from Mhow	887	1841.0	39.46	48.55
2	IX Brig., D. Battery, R. Art., Nusseerabad	November 1869	January 1870, from England	136	2117.6	44.12	66.18
3	XVIII Brig., D. Battery, R. Art., Neemuch	...	January 1871, from Kirkee	151	1500.0	26.49	59.00
4	{ 49th Regiment, Mhow, with Detachment of 160 men at Indore ... }	December 1865	December 1871, from Poona	891	1315.4	16.84	65.09
5	15th Hussars, Mhow	December 1869	December 1869, from England	480	1500.0	18.75	27.08
6	D. Brig., E. Battery, R. H. Art., Mhow (11 months)	...	December 1870, from Kirkee	168	1797.6	...	...†
7	VI Brig., 1 Battery, R. Art., Mhow	February 1869	December 1869, from Doolallee	82	1399.2	...	97.56
8	{ 108th Regiment, Deesa, with Detachment at Mount Abo* ... }	...	January 1871, from Belgaum	910	2442.9	26.37	26.37
9	IX Brig., E. Battery, R. Art., Deesa	November 1869	March 1871, from Kirkee	144	2854.2	27.78	76.39
10	XVIII Brig., C. Battery, R. Art., Ahmedabad	...	March 1872, from Belgaum	143	2700.0	27.97	90.91
11	{ 66th Regiment, Kurrachee, with Detachment of 270 men at Hyderabad ... }	April 1870	April 1870, from England	924	1645.0	20.56	20.56
12	IX Brig., B. Battery, R. Art., Kurrachee	December 1869	March 1872, from Kirkee	148	1702.7	20.27	33.78
13	XVIII Brig., B. Battery, R. Art., Hyderabad	...	March 1872, from Kurrachee	145	2026.7	13.79	62.07
14	3-60th Regiment, Aden (11 months)	December 1857	November 1871, from Bellary	563	1239.8	26.64	23.09
15	VI Brig., 4 Battery, R. Art., Aden	February 1869	February 1871, from Bombay	76	1276.3	13.16	65.79
16	VI Brig., 5 Battery, R. Art., Aden	February 1869	February 1871, from Bombay	79	1367.1	12.66	37.97
REGIMENTS OF RAJPOOTANA, MALWA, SCINDE AND ADEN				5,867	1780.3	24.29	46.70

## 2.—REGIMENTS of the

1	VI Brig., 2 Battery, R. Art., Bombay	February 1869	February 1871, from Aden	78	1948.7	51.28	25.64
2	VI Brig., 3 Battery, R. Art., Bombay	February 1869	February 1871, from Aden	77	1584.4	25.97	103.90
3	VI Brig., 6 Battery, R. Art., Bombay	February 1869	November 1870, from Poona	81	2321.0	24.70	24.69

\* Averaging 240 during the months March, April and May, and 80 during the remaining nine months of the year.  
† This Brigade took home its Invalids.



## TROOPS, 1872.

## XII.

INVALIDING of each REGIMENT of the ARMIES of MADRAS and BOMBAY for the YEAR.

FIXED TO TABLE XXX.

## MALWA, SCINDE and ADRN.

Total Admissions and Loss of the Year by Death and Invaliding.		CAUSES OF ADMISSIONS INTO HOSPITAL, OF DEATHS IN AND OUT OF HOSPITAL, AND OF THE INVALIDING OF 1872.																															
		Cholera.	Smallpox.	Dysent.	Enteric Fever.	Intermittent Fevers.	Remittent and Continued Fevers.	Rheumatic Affections.	Primary Venereal Affections.	Secondary Venereal Affections.	Erysipelas.	Scoury.	Anæmia and Debility.	Pathetic Pulmonary.	Apoplexy and Stroke.	Epilepsy and other Brain Affections.	Neuragic Affections.	Delirium Tremens.	Ophthalmia.	Heart Disease and Aneurism.	Tonillitis, Bronchitis, and Asthma.	Pleurisy and Pneumonia.	Dysentery.	Diarrhœa.	Hepatitis.	Spleen Disease.	Functional derangements of the Digestive System.	Diseases of the Urinary System.	Diseases of the Genes-ative System.	Abscess and Ulcer.	Injuries and Accidents.	All other Causes.	
1	{ Admissions 1,633 Deaths 35 Invaliding 75	27	...	62	9	85	40	17	242	21	1	...	2	4	3	3	...	16	...	31	6	37	60	39	7	30	2	11	44	28	33	1	
2	{ Admissions 288 Deaths 6 Invaliding 9	...	...	...	1	115	...	10	26	1	...	...	4	1	2	...	1	...	3	...	5	1	...	9	10	...	13	3	5	47	23	8	1
3	{ Admissions 228 Deaths 4 Invaliding 9	...	...	...	1	76	4	4	50	3	...	...	2	1	1	...	1	2	3	...	1	...	2	5	1	1	5	...	3	25	22	9	1
4	{ Admissions 1,172 Deaths 15 Invaliding 58	...	...	...	3	536	60	15	143	24	1	...	21	14	3	1	1	12	11	1	25	5	12	35	18	6	17	1	7	104	79	21	2
5	{ Admissions 720 Deaths 9 Invaliding 13	...	...	...	...	393	7	15	80	1	2	...	9	3	3	...	9	10	...	22	1	...	15	15	...	13	...	2	56	38	27	1	1
6	{ Admissions 392 Deaths ... Invaliding ...	...	...	...	...	163	8	27	2	...	...	...	16	...	...	...	...	...	...	...	4	1	...	13	4	1	8	...	5	19	27	3	1
7	{ Admissions 114 Deaths ... Invaliding ...	...	...	...	...	71	6	9	...	...	...	...	7	...	...	...	...	...	...	1	...	2	...	5	...	...	4	...	1	1	6	1	1
8	{ Admissions 2,223 Deaths 24 Invaliding 24	...	...	...	497	1,112	126	15	74	18	1	...	13	21	8	1	2	1	17	4	43	3	16	41	30	...	58	1	6	42	38	34	1
9	{ Admissions 411 Deaths ... Invaliding ...	...	...	...	100	154	31	...	15	...	...	...	4	...	2	...	2	1	5	...	5	...	6	14	27	1	8	...	8	12	16	...	3
10	{ Admissions 366 Deaths ... Invaliding ...	...	...	...	1	22	149	4	19	25	1	...	16	...	6	...	...	2	8	...	3	2	1	14	5	...	27	...	3	29	49	9	...
11	{ Admissions 1,520 Deaths 19 Invaliding 19	...	...	...	145	10,554	94	15	79	6	...	1	23	6	3	1	4	8	15	1	38	3	49	125	18	2	50	2	3	106	74	85	...
12	{ Admissions 252 Deaths 3 Invaliding 5	...	...	...	49	1	47	4	18	10	2	...	5	...	2	...	2	1	5	...	6	...	18	8	11	1	5	1	...	26	17	13	...
13	{ Admissions 293 Deaths ... Invaliding ...	...	...	...	3	142	3	5	15	3	...	...	7	1	2	5	1	4	3	...	3	...	4	10	5	...	13	...	5	12	35	12	...
14	{ Admissions 684 Deaths ... Invaliding ...	...	...	...	330	26	67	19	21	1	...	1	20	1	10	1	...	3	8	3	13	1	29	36	18	...	28	3	3	38	18	9	...
15	{ Admissions 97 Deaths ... Invaliding ...	...	...	...	14	2	10	4	10	...	...	...	4	...	1	...	...	...	...	...	2	7	13	9	...	...	...	1	...	7	9	4	...
16	{ Admissions 108 Deaths ... Invaliding ...	...	...	...	30	2	13	4	6	1	...	9	...	...	...	...	...	...	...	2	...	5	16	3	...	9	...	2	2	2	2	2	...
	{ Admissions 10,445 Deaths ... Invaliding ...	36	1	1265	21	6391	459	174	832	84	5	2	162	40	46	12	24	1	...	6	...	5	6	...	12	...	288	14	56	557	477	296	...

## DECCAN and NAGPORE

[illegible]



## REGIMENTS of the DECCAN

REGIMENTS & BATTERIES & STATION OF 1872.	Date of Arrival in India.	Date of Arrival from Station previously occupied.	Average Strength during 1872.	Admission-rate of 1872 per 1,000 of Average Strength.	Loss per 1,000.	
					By Deaths.	By Invaliding.
4 D. Brig., C. Battery, R. H. Art., Ahmednuggur (10 months)	...	January 1870, from Kirkee	167	856.3	11.98	...
5 3rd Hussars, Ahmednuggur	December 1868	December 1868, from England	475	913.7	18.95	40.00
6 Sappers and Miners, Kirkee	...	.....	14	...	...	...
7 XVIII Brig., F. Battery, R. Art., Kirkee	...	March 1871, from Neemuch	155	1451.6	...	38.71
8 XVIII Brig., E. Battery, R. Art., Kirkee	...	February 1870, from Sholapore	139	964.0	...	50.36
9 IX Brig., F. Battery, R. Art., Kirkee	November 1869	March 1872, from Ahmedabad	146	1842.5	...	41.10
10 83rd Regiment, Poona*	April 1870	April 1870, from Gibraltar	884	1255.7	12.44	49.77
11 68th Regiment, Poona	March 1872	March 1872, from England	873	1538.4	13.75	21.76
12 56th Regiment, Poona	April 1871	April 1871, from England	912	1527.1	13.02	22.78
13 XVIII Brig., A. Battery, R. Art., Belgaum	...	March 1872, from Ahmedabad	148	824.3	6.76	33.78
14 1-2nd Regiment, Belgaum	October 1866	, from Poona	929	719.2	6.46	24.76
15 XX Brig., D. Battery, R. Art., Kamptee	...	October 1870, from Cannanore	145	2331.0	20.69	55.17
16 IX Brig., C. Battery, R. Art., Kamptee	November 1869	November 1869, from England	164	1908.5	18.29	36.59
17 { 44th Regiment, Kamptee, with Detachment of 151 men } at Pachmurreet	November 1871	November 1871, from England	900	2025.6	21.11	17.78
18 XX Brig., C. Battery, R. Art., Secunderabad	...	March 1868, from Thayetmyo	151	1675.5	39.74	72.85
19 V Brig., 5 Battery, R. Art., Secunderabad	November 1867	February 1872, from Rangoon	94	1308.5	31.91	74.47
20 IX Brig., G. Battery, R. Art., Secunderabad	November 1869	December 1869, from England	146	1431.5	20.55	116.44
21 D. Brig., A. Battery, R. H. Art., Secunderabad (11 months)	...	January 1872, from Kamptee	146	1643.8	27.40	29.55
22 16th Lancers, Secunderabad	September 1865	January 1872, from Bangalore	466	1523.6	38.63	70.40
23 76th Regiment, Secunderabad	January 1864	{ March 1871, from Thayetmyo and } { Toungoo }	912	1453.9	24.12	53.73
24 2-24th Regiment, Secunderabad (11 months)	November 1865	February 1869, from Rangoon	864	951.4	23.15	15.05
REGIMENTS OF THE DECCAN AND NAGPORE			8,741	1427.1	18.53	37.63

## 3.—REGIMENTS of

1 VI Brig., 7 Battery, R. Art., St. Thomas' Mount	...	February 1872, from Secunderabad	85	1764.7	23.53	47.06
2 XX Brig., A. Battery, R. Art., St. Thomas' Mount	November 1869	November 1869, from England	157	1407.6	6.37	70.06
3 XXIII Brig., A. Battery, R. Art., St. Thomas' Mount	...	February 1871, from Thayetmyo	133	1323.3	30.08	45.11

\* Detachments of 210 men at Sattara, 130 men at Asseerghur, and 257 men at Bombay.

† See Table XXXI, Section 7.

‡ A. Battery, 9th Brigade, from September 1872.

§ A. Battery, 20th Brigade, from September 1872.

|| Invalids sent home with the Regiment.



and NAGPORE.—(continued).

			CAUSES OF ADMISSIONS INTO HOSPITAL, OF DEATHS IN AND OUT OF HOSPITAL, AND OF THE INVALIDING OF 1872.																															
Total Admissions and Loss of the Year by Death and Invaliding.			Cholera.	Smallpox.	Dysent.	Enteric Fever.	Intermittent Fevers.	Remittent and Continued Fevers.	Rheumatism and Rheumatic Affections.	Primary Venereal Affections.	Secondary Venereal Affections.	Erysipelas.	Scurvy.	Anæmia and Debility.	Phthisis Pulmonalis.	Apoplexy and Stroke.	Epilepsy and other Brain Affections.	Neuralgic Affections.	Delirium Tremens.	Ophthalmia.	Heart Disease and Anæmia.	Tonsillitis, Bronchitis, and Asthma.	Pleurisy and Pneumonia.	Dysentery.	Diarrhœa.	Hepatitis.	Spleen Disease.	Functional derangements of the Digestive System.	Diseases of the Urinary System.	Diseases of the Genitive System.	Abscess and Ulcer.	Injuries and Accidents.	All other Causes.	
4	Admissions 143	Deaths 2	...	...	...	1	61	7	4	19	...	...	...	...	1	1	1	...	...	2	...	13	...	...	6	1	1	...	4	...	11	9	1	
5	Admissions 434	Deaths 9	1	2	2	4	109	27	8	59	17	1	...	...	2	2	1	7	2	10	3	16	4	3	6	18	1	23	1	2	37	49	17	
6	Admissions 4	Deaths 1	...	...	...	1	...	...	...	...	...	...	...	...	1	...	...	...	...	...	...	...	...	...	...	...	...	...	2	...	...	1	...	
7	Admissions 225	Deaths 6	...	...	26	...	75	6	13	14	5	...	...	1	6	...	...	...	...	1	...	7	3	2	5	3	1	11	...	2	11	26	7	
8	Admissions 134	Deaths 7	...	18	...	36	1	8	10	2	...	...	...	1	2	...	...	1	...	2	...	1	...	...	2	1	1	9	2	3	11	19	4	
9	Admissions 269	Deaths 6	...	15	...	53	25	8	20	2	...	...	...	7	2	3	...	...	3	7	2	6	4	4	15	5	9	10	...	2	18	21	26	
10	Admissions 1,110	Deaths 11	1	110	6	276	142	27	126	18	...	...	...	11	13	2	4	1	1	10	5	46	12	27	54	26	1	20	3	3	69	52	63	
11	Admissions 1,343	Deaths 12	3	498	3	174	21	82	68	12	1	1	26	6	...	1	2	...	...	21	5	29	14	59	55	20	...	31	1	4	107	75	21	
12	Admissions 1,408	Deaths 12	3	397	3	347	21	66	97	4	1	...	24	6	...	...	...	1	24	1	34	...	56	78	8	...	19	1	10	70	65	64		
13	Admissions 122	Deaths 6	...	...	...	23	5	8	10	...	...	...	3	...	...	3	...	...	1	...	1	2	...	8	...	...	5	...	1	10	24	18		
14	Admissions 698	Deaths 6	...	5	...	30	85	33	186	7	1	4	6	...	1	7	1	7	5	35	...	15	29	32	4	15	2	6	76	29	47			
15	Admissions 338	Deaths 3	1	...	...	86	63	2	33	...	...	...	11	...	1	...	3	3	10	1	8	5	10	18	3	1	15	1	2	30	19	12		
16	Admissions 313	Deaths 3	...	...	...	120	23	5	26	4	...	...	11	...	2	...	1	...	6	...	5	3	4	22	8	...	14	1	2	22	16	18		
17	Admissions 1,421	Deaths 19	5	...	...	850	245	23	115	30	...	1	6	10	9	2	5	1	13	2	119	4	14	77	21	...	36	...	121	54	69	1	4	
18	Admissions 253	Deaths 6	...	...	...	3	4	26	3	41	7	...	17	...	2	3	1	...	2	...	10	...	9	23	8	...	25	...	16	38	15	...		
19	Admissions 123	Deaths 3	...	...	...	1	7	19	6	8	4	1	...	4	...	1	...	...	...	7	...	3	22	3	...	8	...	1	14	7	7	...		
20	Admissions 209	Deaths 3	...	...	...	2	3	14	14	11	20	9	1	...	2	3	5	4	3	...	2	...	19	...	15	20	5	...	18	1	2	16	13	7
21	Admissions 240	Deaths 4	...	...	...	1	...	9	24	7	36	7	...	6	...	...	...	...	1	2	2	5	1	19	24	9	1	9	...	2	31	36	8	
22	Admissions 710	Deaths 18	2	2	3	56	118	17	37	11	1	...	3	7	7	1	2	3	16	7	27	11	74	48	41	...	51	...	5	89	39	32	1	
23	Admissions 1,326	Deaths 22	...	5	22	213	39	167	34	...	...	...	60	7	2	2	11	10	17	7	47	1	154	142	59	1	109	2	19	96	65	39	...	
24	Admissions 822	Deaths 20	1	...	...	20	3	95	22	132	22	1	...	18	...	...	1	2	11	5	21	...	164	45	37	...	47	...	4	88	57	26	...	
	Admissions 12,479	Deaths 162	9	19	1221	53	2425	1226	410	1232	195	7	3	223	75	37	23	1	49	39	169	45	475	65	649	711	334	21	489	15	61	950	733	605
	Invaliding 329	...	...	...	...	...	11	...	8	...	19	...	...	51	36	...	14	1	...	3	19	5	1	56	4	45	...	...	...	4	11	39	...	
SOUTHERN INDIA.																																		
1	Admissions 150	Deaths 2	...	30	1	3	20	2	20	3	...	...	3	2	...	...	3	2	1	1	7	...	5	4	6	...	10	...	...	8	7	12	...	
2	Admissions 221	Deaths 1	...	35	2	2	14	4	22	3	...	...	2	4	1	...	7	2	7	...	5	1	13	8	16	1	9	...	1	24	18	20	...	
3	Admissions 176	Deaths 4	...	42	...	...	8	2	21	7	...	...	2	1	2	...	5	...	...	1	5	...	3	2	14	...	6	...	8	17	19	11	...	

## SOUTHERN INDIA.

1	Admissions	150	...	...	30	1	3	29	2	20	3	...	...	3	2	...	...	3	2	1	1	7	...	5	4	6	...	10	...	8	7	12	...	
	Deaths	2	...	...	...	1	...	...	...	...	...	...	...	...	...	...	...	...	...	...	...	...	...	...	...	...	...	...	...	...	...	...		
	Invaliding	4	...	...	...	...	...	...	...	...	...	...	...	...	1	1	...	...	...	...	...	...	...	...	1	...	...	...	...	...	...	...		
2	Admissions	221	...	...	35	2	2	14	4	22	3	...	...	2	4	1	...	7	2	7	...	5	1	13	8	16	1	9	...	1	24	18	20	...
	Deaths	1	...	...	...	...	...	...	...	...	...	...	...	...	...	...	...	...	...	...	...	...	...	...	1	...	...	...	...	...	...	...		
	Invaliding	11	...	...	...	...	...	...	...	...	...	...	...	...	1	1	1	...	...	...	...	...	...	...	2	1	...	...	...	...	...	...	3	
3	Admissions	176	...	...	42	...	...	8	2	21	7	...	...	2	1	2	...	5	...	...	1	5	...	3	2	14	...	6	...	8	17	19	11	...
	Deaths	4	...	...	...	...	...	...	...	...	...	...	...	...	...	1	...	...	...	...	2	...	...	...	1	...	...	...	...	...	...	...		
	Invaliding	6	...	...	...	...	...	...	...	...	...	...	...	...	1	...	...	...	...	...	...	1	...	...	...	1	...	...	...	...	1	1	...	



REGIMENTS of									
REGIMENTS & BATTERIES & STATION of 1872.				Date of Arrival in India.	Date of Arrival from Station previously occupied.	Average Strength during 1872.	Admission-rate of 1872 per 1,000 of Average Strength.	Loss per 1,000.	
								By Deaths.	By Invaliding.
4	{ 2-21st Regiment, Madras, with Detachment of 170 men at Trichinopoly ... }			October 1863	{ February 1872, from Thayetmyo and } Toungoo	843	1670.2	16.61	11.86
5	V Brig., 7 Battery, R. Art., Madras ...			...	December 1871, from Bellary ...	104	1788.5	9.62	28.84
6	XX Brig., B. Battery, R. Art., Trichinopoly ...			...	October 1869, from St. Thomas' Mount...	158	1196.2	18.99	69.62
7	89th Regiment, Cannanore ...			November 1870	November 1870, from England ...	899	1155.7	11.12	46.72
8	V Brig., 1 Battery R. Art., Cannanore ...			January 1867	November 1871, from St. Thomas' Mount	89	1809.0	...	112.36
9	18th Hussars, Bangalore ...			September 1864	January 1872, from Secunderabad ...	465	1204.3	23.66	25.81
10	1-21st Regiment, Bangalore ...			March 1869	January 1870, from Kurrachee ...	950	1009.5	14.74	54.74
11	D. Brig., B Battery, R. H. Art., (11 months) Bangalore ...			...	December 1871, from Bellary ...	191	1586.4	16.71	...
12	XX Brig., E Battery, R. Art., Bangalore ...			...	December 1871, from Cannanore ...	158	1822.8	18.99	37.98
13	XXIII Brig., C Battery, R. Art., Bangalore*			...	October 1869, from Trichinopoly ...	131	1168.0	39.53	16.27
14	48th Regiment, Bellary ...			March 1872	March 1872, from Malta ...	918	976.0	5.45	3.27
15	XXIII Brig., D Battery, R. Art., Bellary†			...	December 1871, from Bangalore ...	122	1516.4	8.20	81.97
REGIMENTS OF SOUTHERN INDIA						5,387	1276.0	14.11	33.79
4.—REGIMENTS of									
1	{ 2-10th Regiment, Rangoon, with Detachment of 110 men at Port Blair. ... }			January 1865	January 1871, from Secunderabad ...	778	875.3	12.85	10.28
2	V Brig., 2 Battery, R. Art., Rangoon ...			January 1867	December 1871, from Madras ...	88	1193.2	11.36	56.82
3	V Brig., 6 Battery, R. Art., Rangoon ...			January 1867	January 1872, from St. Thomas' Mount	85	1458.8	23.53	47.06
4	45th Regiment, Wing, Toungoo ...			June 1868	February 1872, from Madras ...	369	962.1	24.39	...
5	V Brig., 4 Battery, R. Art., Toungoo ...			November 1867	November 1871, from Rangoon ...	94	1595.7	21.28	42.55
6	45th Regiment, Hd. Qrs., Thayetmyo ...			June 1868	February 1872, from Madras ...	555	1005.4	12.61	28.14
7	XXIII Brig., B Battery, R. Art., Thayetmyo‡			...	January 1871, from St. Thomas' Mount...	136	992.7	14.71	30.76
REGIMENTS OF BURMAH AND PEGU						2,105	1091.4	15.68	24.70
1	ARMY OF BENGAL					30,691	1489.8	27.25	43.73
2	ARMY OF MADRAS					11,369	1331.6	18.47	41.96
3	ARMY OF BOMBAY					10,734	1562.0	18.91	42.40
4	ARMY OF INDIA					68,694	1472.3	24.02	43.21

\* G Battery, 29th Brigade, from September 1872.  
† G Battery, 18th Brigade, from September 1872.  
‡ F Battery, 29th Brigade, from September 1872.

§ Ratio given for the Regiment as a body.  
|| Took home their invalids.  
¶ See Note to Table XXIX.



## SOUTHERN INDIA.—(continued).

CAUSES OF ADMISSIONS INTO HOSPITAL, OF DEATHS IN AND OUT OF HOSPITAL, AND OF THE INVALIDING OF 1872.																																					
Total Admissions and Loss of the Year by Deaths and Invaliding.			Cholera.	Smallpox.	Dysent.	Enteric Fever.	Intermittent Fevers.	Remittent and Continued Fevers.	Rheumatism and Rheumatic Affections.	Primary Venereal Affections.	Secondary Venereal Affections.	Erysipelas.	Scurvy.	Anemia and Debility.	Phthisis Pulmonalis.	Apoplexy and Stroke.	Epilepsy and other Brain Affections.	Neuralgic Affections.	Delirium Tremens.	Ophthalmia.	Heart Disease and Aneurism.	Tonsillitis, Bronchitis, and Asthma.	Pleurisy and Pneumonia.	Dysentery.	Diarrhoea.	Hepatitis.	Splen Disease.	Functional derangements of the Digestive System.	Diseases of the Urinary System.	Diseases of the Genitral System.	Abcess and Ulcer.	Injuries and Accidents.	All other Causes.				
4	Admissions	1,408	...	298	...	30	155	54	93	15	...	60	7	3	3	3	8	22	3	3	99	2	24	43	54	...	134	2	5	112	105	70					
	Deaths	14	...	...	...	...	...	...	...	...	...	...	...	...	...	...	...	...	...	...	...	...	...	...	...	...	...	...	...	...	...	...					
	Invaliding	10	...	...	...	...	...	...	...	...	...	...	...	...	...	...	...	...	...	...	...	...	...	...	...	...	...	...	...	...	...	...					
5	Admissions	186	...	39	...	4	22	16	6	2	...	5	1	...	1	...	1	...	1	1	7	...	3	6	8	...	14	...	6	11	25	8					
	Deaths	1	...	...	...	...	...	...	...	...	...	...	...	...	...	...	...	...	...	...	...	...	...	...	...	...	...	...	...	...	...	...					
	Invaliding	3	...	...	...	...	...	...	...	...	...	...	...	...	...	...	...	...	...	...	...	...	...	...	...	...	...	...	...	...	...	...					
6	Admissions	189	...	5	...	26	9	1	9	...	...	1	...	2	1	...	1	...	1	8	3	...	5	7	24	1	26	...	2	19	23	16					
	Deaths	3	...	...	...	...	...	...	...	...	...	...	...	...	...	...	...	...	...	...	...	...	...	...	...	...	...	...	...	...	...	...					
	Invaliding	11	...	...	...	1	...	1	...	...	...	...	...	...	...	...	...	...	...	...	...	...	...	...	...	...	...	...	...	...	...	...					
7	Admissions	1,039	...	9	2	41	154	25	73	21	...	68	19	2	2	7	7	3	9	43	3	169	20	67	...	92	...	10	66	68	68						
	Deaths	10	...	...	1	...	...	...	...	...	...	...	...	...	...	...	...	...	...	...	...	...	...	...	...	...	...	...	...	...	...	...					
	Invaliding	42	...	...	...	...	...	...	...	...	...	...	...	...	...	...	...	...	...	...	...	...	...	...	...	...	...	...	...	...	...	...					
8	Admissions	161	...	28	...	1	19	5	7	1	...	15	5	...	2	...	1	1	...	2	...	6	3	10	1	15	...	18	9	12	...						
	Deaths	...	...	...	...	...	...	...	...	...	...	...	...	...	...	...	...	...	...	...	...	...	...	...	...	...	...	...	...	...	...	...					
	Invaliding	10	...	...	...	...	...	...	...	...	...	...	...	...	...	...	...	...	...	...	...	...	...	...	...	...	...	...	...	...	...	...					
9	Admissions	560	...	3	3	5	67	27	69	3	2	6	4	1	...	3	2	10	11	41	...	35	33	34	3	27	1	10	63	70	36						
	Deaths	11	...	...	2	...	...	...	...	...	...	...	...	...	...	...	...	...	...	...	...	...	...	...	...	...	...	...	...	...	...	...					
	Invaliding	12	...	...	...	...	...	...	...	...	...	...	...	...	...	...	...	...	...	...	...	...	...	...	...	...	...	...	...	...	...	...					
10	Admissions	929	...	6	7	5	33	49	74	138	27	61	24	1	4	19	2	22	7	35	2	17	18	40	11	80	2	9	108	93	74						
	Deaths	14	...	...	4	...	...	...	...	...	...	...	...	...	...	...	...	...	...	...	...	...	...	...	...	...	...	...	...	...	...	...					
	Invaliding	52	...	...	...	...	...	...	...	...	...	...	...	...	...	...	...	...	...	...	...	...	...	...	...	...	...	...	...	...	...	...					
11	Admissions	303	...	2	...	5	24	6	6	22	5	11	...	2	1	...	9	...	27	...	2	33	5	...	45	...	3	38	42	14	...						
	Deaths	3	...	...	...	...	...	...	...	...	...	...	...	...	...	...	...	...	...	...	...	...	...	...	...	...	...	...	...	...	...	...					
	Invaliding	...	...	...	...	...	...	...	...	...	...	...	...	...	...	...	...	...	...	...	...	...	...	...	...	...	...	...	...	...	...	...					
12	Admissions	288	...	1	5	23	7	...	26	4	...	2	2	...	2	...	2	...	1	11	...	7	38	14	1	62	...	5	37	31	9						
	Deaths	3	...	...	2	...	...	...	...	...	...	...	...	...	...	...	...	...	...	...	...	...	...	...	...	...	...	...	...	...	...	...					
	Invaliding	6	...	...	...	...	...	...	...	...	...	...	...	...	...	...	...	...	...	...	...	...	...	...	...	...	...	...	...	...	...	...					
13	Admissions	153	...	2	1	4	8	4	...	9	...	1	...	1	...	2	...	2	2	19	...	3	9	5	...	32	...	1	29	35	4						
	Deaths	4	...	...	...	...	...	...	...	...	...	...	...	...	...	...	...	...	...	...	...	...	...	...	...	...	...	...	...	...	...	...					
	Invaliding	2	...	...	...	...	...	...	...	...	...	...	...	...	...	...	...	...	...	...	...	...	...	...	...	...	...	...	...	...	...	...					
14	Admissions	896	...	1	8	135	31	214	9	3	1	3	5	1	3	2	...	37	...	37	3	27	81	16	1	41	...	6	111	74	46						
	Deaths	5	...	...	1	...	...	...	...	...	...	...	...	...	...	...	...	...	...	...	...	...	...	...	...	...	...	...	...	...	...	...					
	Invaliding	3	...	...	...	...	...	...	...	...	...	...	...	...	...	...	...	...	...	...	...	...	...	...	...	...	...	...	...	...	...	...					
15	Admissions	185	...	1	1	15	1	7	29	12	...	3	1	...	1	...	...	...	...	...	...	...	...	...	...	...	...	...	...	...	...	...					
	Deaths	1	...	...	...	...	...	...	...	...	...	...	...	...	...	...	...	...	...	...	...	...	...	...	...	...	...	...	...	...	...	...					
	Invaliding	10	...	...	...	...	...	...	...	...	...	...	...	...	...	...	...	...	...	...	...	...	...	...	...	...	...	...	...	...	...	...					
Admissions		6,874	...	11,490	28	223	661	254	749	112	6	1,243	74	17	13	2	16	56	24	120	46	345	11	315	398	316	19	639	5	67	672	635	413				
Deaths		76	...	...	11	...	...	...	...	...	...	...	...	...	...	...	...	...	...	...	...	...	...	...	...	...	...	...	...	...	...	...	...				
Invaliding		182	...	...	...	1	...	8	...	...	...	...	...	...	...	...	...	...	...	...	...	...	...	...	...	...	...	...	...	...	...	...	...				

## BURMAH and PEGU.

1	{ Admissions 681 Deaths 10 Invaliding 8	...	157	2	27	16	11	56	61	1	16	7	...	1	3	...	5	3	14	2	82	17	41	...	52	...	11	33	52	17	
		...	...	...	...	...	...	...	...	2	...	...	...	1	...	...	...	...	1	...	2	...	...	...	...	...	...	...	...	...	
2	{ Admissions 105 Deaths 1 Invaliding 5	...	16	...	7	...	2	6	...	...	4	...	...	...	...	...	1	...	2	...	...	3	8	...	11	...	21	18	6	...	
		...	...	...	...	...	...	...	...	...	3	...	...	...	...	...	...	...	...	...	...	...	2	...	...	...	...	...	...	...	
3	{ Admissions 124 Deaths 2 Invaliding 4	...	19	...	5	1	10	5	...	...	3	2	1	...	1	...	1	...	5	...	3	3	13	...	13	...	25	11	3	...	
		...	...	...	...	...	...	...	...	...	1	1	...	...	...	...	...	...	...	...	...	...	1	...	...	...	...	...	...	...	
4	{ Admissions 355 Deaths 9 Invaliding 9	...	43	...	30	4	7	43	16	...	26	3	...	6	3	2	3	13	1	32	23	38	...	4	1	1	32	16	8	...	
		...	...	...	...	...	...	...	...	...	2	1	...	...	1	...	2	...	...	...	...	...	...	...	...	...	...	...	...	...	
5	{ Admissions 159 Deaths 2 Invaliding 4	...	24	...	12	6	1	6	...	...	5	3	1	...	1	1	...	4	...	30	2	20	...	6	1	1	20	3	3	...	
		...	...	...	...	...	...	...	...	...	...	...	...	...	...	...	...	...	...	...	...	1	...	...	...	...	...	...	...	...	
6	{ Admissions 558 Deaths 7 Invaliding 26	...	142	...	10	14	29	46	12	...	43	6	...	2	3	10	5	15	...	16	24	27	...	25	1	11	36	59	40	...	
		...	...	...	...	...	...	...	...	...	...	...	...	...	...	...	...	...	...	...	...	...	3	...	...	...	...	...	...	...	
7	{ Admissions 135 Deaths 2 Invaliding 5	...	6	...	1	7	1	8	4	...	3	1	...	...	...	2	2	5	...	4	2	15	...	14	...	15	17	15	13	...	
		...	...	...	...	...	...	...	...	...	...	...	...	...	...	...	...	...	...	...	...	1	...	...	...	...	...	...	...	...	
	{ Admissions 2,108 Deaths 33 Invaliding 52	...	407	2	92	48	52	170	93	1	5	92	20	1	3	10	7	21	14	58	3	167	74	162	...	125	3	39	181	165	99
		...	...	...	...	...	...	...	...	...	...	...	...	...	...	...	...	...	...	...	...	...	...	...	...	...	...	...	...	...	

1	{ Admissions 51,513 Deaths 997 Invaliding 1,578	559	25,394	102	13,142	4871	1869	5865	836	77	17,100	334	147	138	319	147	879	229	2335	357	1263	2772	2032	239	2201	111	509	2890	3068	2194
2	{ Admissions 15,159 Deaths 210 Invaliding 401	2	18,916	65	1499	1549	441	1525	333	11	7,473	121	47	31	93	51	220	84	662	39	948	823	672	22	1006	13	134	1379	1142	736
3	{ Admissions 16,767 Deaths 203 Invaliding 436	43	13,246	42	5645	845	449	1409	151	8	4247	97	54	23	48	45	195	32	421	65	960	689	353	37	445	21	89	981	866	558
4	{ Admissions 56,419 Deaths 1,410 Invaliding 2,415	614	56,731	290	30,273	7265	2759	8859	1320	96	28,172	552	218	192	409	243	1294	345	3418	461	2571	4284	3057	298	3742	188	732	5253	5076	3488

\* See Head Quarters.



# EUROPEAN TROOPS, 1872.

## XXXIII.

TABLE showing the NUMBER of DAYS spent in HOSPITAL by the MEN of each REGIMENT.

BENGAL PRESIDENCY.									
STATION.	Regiment.	Average Strength for the Year.	Aggregate of the Number of Days spent in Hospital.	Average Number of Days per Man.	STATION.	Regiment.	Average Strength for the Year.	Aggregate of the Number of Days spent in Hospital.	Average Number of Days per Man.
FORT WILLIAM ...	1-14th Regiment ... XIII Brigade, 2 Battery ...	853 86	25,636 3,889	30.0 44.5	NOWGONG ...	Detachment, 106th Regiment XXIII Brigade, F Battery (XIX-G from September) ...	170 155	3,721 2,719	21.9 17.5
DUM-DUM AND BARRACKPORE ...	107th Regiment ...	871	12,332	14.2	SAUGOR ...	VIII Brigade, E Battery ...	125	2,627	21.0
BARRACKPORE ...	VIII Brigade, F Battery ... XVI Brigade, B Battery ...	129 142	2,903 3,583	23.0 25.3	JEREBULPORE AND SAUGOR ...	2-25th Regiment ...	910	14,889	16.4
HAZAREERAUGH ...	62nd Regiment ...	920	15,086	16.4	UMBALLA ...	20th Hussars (10½ months) ... 72nd Regiment ... F Brigade, C Battery ... F Brigade, F Battery ...	375 901 149 154	3,390 16,634 3,653 3,017	10.3 18.5 24.5 19.6
DINAPORE ...	96th Regiment ... VIII Brigade, B Battery ...	825 123	22,713 3,528	27.5 28.6	JULLUNDER ...	54th Regiment ... VIII Brigade, G Battery ...	909 140	20,158 3,207	22.3 22.9
BENARES ...	1-3rd Regiment, Wing ... VIII Brigade, D Battery ...	994 129	(8,244) 2,995	29.4 23.2	FERROZPORE ...	39th Regiment ... XIII Brigade, 3 Battery ... XIX Brigade, B Battery ...	936 83 149	12,623 2,794 3,241	13.5 33.7 21.8
HYZABAD ...	20th Regiment ... XVI Brigade, E Battery ...	858 139	15,148 2,319	17.7 16.6	MOOLTAN ...	41st Regiment ... XIX Brigade, C Battery ...	880 147	15,941 3,256	18.1 22.1
LUCKNOW ...	21st Hussars ... 1-17th Regiment ... 62nd Regiment ... F Brigade, A Battery ... VIII Brigade, C Battery ... XXIV Brigade, 6 Battery (XXIII-G from September) ...	433 919 877 148 126 103	9,239 20,598 14,039 3,690 4,689 3,049	21.3 22.4 17.0 24.6 37.2 29.5	SHALCOTE ...	5th Lancers ... 58th Regiment ... A Brigade, E Battery ...	454 851 154	8,385 16,046 2,355	18.4 18.8 15.3
SEETAPORE ...	1-3rd Regiment, Head Quar- ters (with Wing at Benares) XVI Brigade, A Battery ...	480 134	15,324 2,931	14.8 21.9	UMRITSAR ...	XIII Brigade, 4 Battery ...	82	1,523	18.6
CANNPORE ...	1-8th Regiment ... XIX Brigade, A Battery ...	835 139	24,269 4,531	28.4 42.0	MERAN MEER ...	37th Regiment ... A Brigade, A Battery ... VIII Brigade, H Battery ... XIII Brigade, 7 Battery ...	849 137 131 86	25,517 4,497 2,599 3,226	30.1 32.4 19.8 37.5
ALLAHABAD ...	2-19th Regiment ... XIX Brigade, E Battery ... XXIV Brigade, 7 Battery (XXIII-7 from September) ...	825 148 91	18,679 3,337 768	22.6 22.5 8.4	RAWUL PINDER ...	38th Regiment ... 70th Regiment ... A Brigade, B Battery ... XIII Brigade, 1 Battery ... XVI Brigade, D Battery ...	913 879 151 98 157	10,638 23,767 2,740 1,475 2,611	11.0 27.0 18.2 15.0 16.6
SHAHJAHANPORE ...	2-1st Regiment, Head Quar- ters (with Wing at Rane- khet) ...	423	19,721	18.5	CAMPBELLPORE ...	A Brigade, D Battery ...	151	2,694	18.5
BAREILLY ...	1-5th Regiment ... XXIII Brigade, E Battery (XVI-G from September) ...	944 150	16,612 3,558	17.6 25.7	ATTOCK ...	XIII Brigade, 5 Battery ...	89	3,311	37.2
ROOSEE ...	109th Regiment (with Wing at Delhi) ...	407	24,072	23.6	NOUSHERA ...	2-60th Regiment ...	1,064	22,520	21.2
MEERUT ...	4th Hussars ... 105th Regiment ... D Battery, D Brigade ... F Brigade, E Battery ... XVI Brigade, F Battery ... XIX Brigade, D Battery ...	442 719 151 169 137 137	10,895 12,473 3,116 4,010 3,182 3,383	24.6 17.9 22.6 27.0 23.2 24.8	PESHAWUR ...	1-6th Regiment ... 55th Regiment ... A Brigade, C Battery ... XX Brigade, F Battery (VIII- A from September) ... XXIV Brigade, 3 Battery (XXIII-3 from September) ...	883 880 161 129 94	19,054 17,649 4,618 2,753 2,013	21.6 20.1 28.7 21.3 21.4
DELHI ...	109th Regiment, Wing ... XXIV Brigade, 2 Battery (XXIII-2 from September) ...	439 102	(14,452) 1,843	32.9 18.1	DARJEELING ...	V Brigade, 3 Battery ...	84	1,138	13.4
MUTTRA ...	11th Hussars ...	455	7,929	17.4	RANKEKHET ...	2-1st Regiment, Wing ...	474	(11,880)	25.1
AGRA ...	65th Regiment ... XIX Brigade, F Battery ... XXIV Brigade, 5 Battery (XXIII-5 from September) ...	944 145 93	16,437 3,484 1,892	17.4 24.0 20.4	CHUCKRATA ...	62nd Regiment ...	895	10,843	12.1
MOZAR ...	1-11th Regiment ... F Brigade, B Battery ... XVI Brigade, C Battery ... XXIV Brigade, 1 Battery (XXIII-1 from September) ...	888 183 109 99	16,101 3,638 2,178 2,108	18.1 23.7 15.6 21.2	DUGSHAIN ...	85th Regiment ...	935	13,090	14.0
GWALIOR FORTRESS	Detachment, 106th Regiment XXIV Brigade, 4 Battery (XXIII-4 from September) ...	265 94	5,785 2,388	21.8 25.2	SURATHOO ...	2-12th Regiment ...	913	14,324	15.7
JHANSI ...	106th Regiment, Head Quar- ters ...	462	7,609	16.5	JETOON ...	XIII Brigade, 6 Battery ...	90	1,328	13.3
					DETACHMENTS ...	Road-making, Murree Hills...	668	(4,590)	6.9



MADRAS PRESIDENCY.					BOMBAY PRESIDENCY.				
STATION.	Regiment.	Average Strength for the Year.	Aggregate of the Number of Days spent in Hospital.	Average Number of Days per Man.	STATION.	Regiment.	Average Strength for the Year.	Aggregate of the Number of Days spent in Hospital.	Average Number of Days per Man.
KANPETE ...	44th Regiment ... IX Brigade, C Battery ... XX Brigade, D Battery ...	900 164 145	19,839 4,104 3,853	22.0 25.0 26.5	NUSSEERABAD ...	50th Regiment ... IX Brigade, D Battery ...	887 136	17,445 2,695	19.7 19.8
SECUNDERABAD ...	2-24th Regiment (11 months) ... 76th Regiment ... 16th Lancers ... D Brigade, A Battery ... V Brigade, 5 Battery ... IX Brigade, G Battery ... XX Brigade, C Battery ...	864 912 465 146 94 146 151	13,653 22,616 12,112 3,542 2,120 4,359 4,472	17.8 24.8 26.0 27.0 22.5 29.9 29.6	NEEMUCH ...	XVIII Brigade, D Battery ...	151	3,296	21.8
MADRAS ...	21st Regiment ... V Brigade, 7 Battery ...	843 104	13,030 2,315	16.2 22.3	MIRW ...	40th Regiment ... 15th Hussars ... D Brigade, E Battery (11 months) ... VI Brigade, I Battery ...	891 490 168 82	18,809 9,028 3,583 1,030	21.1 18.8 23.3 12.6
ST. THOMAS' MOUNT ...	VI Brigade, 7 Battery ... XX Brigade, A Battery (IX-A from September) ... XXIII Brigade, A Battery (XX-A from September) ...	85 157 133	1,729 4,432 2,684	20.3 28.2 20.2	DRESA ...	108th Regiment ... IX Brigade, E Battery ...	910 144	23,565 4,133	21.8 28.7
TRICHINOPOLY ...	XX Brigade, B Battery ...	158	4,164	26.3	AHMEDABAD ...	XVIII Brigade, C Battery ...	143	2,810	19.7
BANGALORE ...	1-21st Regiment ... 18th Hussars ... D Brigade, B Battery ... XX Brigade, E Battery ... XXIII Brigade, C Battery (XX-G from September) ...	950 465 191 158 131	20,470 8,993 3,742 4,148 1,722	21.5 19.3 21.4 26.2 13.1	KURACHER ...	60th Regiment ... IX Brigade, B Battery ...	924 148	15,341 2,112	16.6 14.3
BELLARY ...	48th Regiment ... XXIII Brigade, D Battery (XVIII-G from September) ...	918 122	13,658 2,544	14.9 20.9	HYDERABAD ...	XVIII Brigade, B Battery ...	145	3,159	21.8
CANNANORE ...	89th Regiment ... V Brigade, 1 Battery ...	899 89	19,985 2,305	22.2 25.9	ADEN ...	3-60th Regiment (11 months) ... VI Brigade, 4 Battery ... VI Brigade, 5 Battery ...	563 76 79	6,579 1,392 1,405	12.7 17.1 17.8
RANGOON ...	2-10th Regiment ... V Brigade, 2 Battery ... V Brigade, 6 Battery ...	778 88 85	11,705 1,446 1,910	15.0 16.4 22.4	BOMBAY ...	VI Brigade, 2 Battery ... VI Brigade, 3 Battery ... VI Brigade, 6 Battery and Head Quarters ...	78 77 81	1,352 1,396 2,291	17.3 18.1 28.3
TOUNGGOO ...	V Brigade, 4 Battery ... 45th Regiment, Wing ...	94 369	2,251 19,363	24.0 21.0	ARMEDTUGGER ...	3rd Hussars ... D Brigade, C Battery (10 months) ...	475 167	7,931 2,474	16.7 17.8
THAYETMYO ...	45th Regiment, Hd. Qrs. ... XXIII Brigade, B Battery (XX-F from September) ...	555 136	2,379	17.5	POONA ...	68th Regiment (9 months) ... 83rd Regiment ... 56th Regiment ...	873 884 922	13,663 13,388 16,801	19.8 15.1 18.2
					KIRKEE ...	IX Brigade, F Battery ... XVIII Brigade, E Battery ... XVIII Brigade, F Battery ...	146 139 155	3,200 1,873 2,419	21.9 13.5 15.6
					BELGAUM ...	1-2nd Regiment ... XVIII Brigade, A Battery ...	929 148	12,221 1,562	13.2 10.6

Aggregate of Hospital Dischs (Days in Hospital) derived from the Weekly Returns of 1872	...	...	...	Army of Bengal	757,827
				" " Madras	250,818
				" " Bombay	200,954
				ARMY OF INDIA	1,209,599
Aggregate Number of Days spent in Hospital derived from the Regimental Returns contained in this Table	...	...	...	Army of Bengal	738,421
				" " Madras	236,215
				" " Bombay	195,866
				ARMY OF INDIA	1,170,505

The difference arises chiefly from the fact of Regiments present for short periods being omitted in this Table. It is probable also, that in some instances the time spent in Hospital by men at Convalescent Depôts and elsewhere has been left out in making up the Statement.

# EUROPEAN TROOPS, 1872.

## XXXIV.

DISTRIBUTION of the EUROPEAN ARMY of the BENGAL PRESIDENCY on 28th June 1872.

STRENGTH OF THE ARMY ON 28th JUNE 1872, 36,685.					
ARTILLERY.			INFANTRY.		
STATION.			STATION.		
STRENGTH.			STRENGTH.		
A. Horse Brigade, Head Quarters			1st Regiment, 2nd Battalion		
A Battery	Peshawur	5	Shahjehanpore	361	
B "	Moran Meer	129	Raneekhet	496	
C "	Rawulpindee	136	Sectapore	490	
D "	Peshawur	131	Benares	369	
E "	Campbellpore	137	Bareilly	633	
F "	Sealkote	145	Moradabad	213	
D. Horse Brigade, D. Battery	Meerut	144	Peshawur	433	
F. Horse Brigade, Head Quarters	Umballa	8	Cawnpore	884	
A Battery	Lucknow	148	Morar	712	
B "	Morar	141	Subathoo	902	
C "	Umballa	130	Fort William	819	
D "	Meerut	144	Lucknow	870	
E "	Umballa	139	Allahabad	645	
F "	Umballa	139	Fort Allahabad	152	
5th Brigade, 3rd Battery	Darjeeling	87	Jubbulpore	554	
8th Brigade, Head Quarters	Lucknow	6	Saugor	313	
B Battery	Dinapore	116	Fyzabad	836	
C "	Lucknow	118	Rawulpindee	619	
D "	Benares	122	Moran Meer	682	
E "	Saugor	114	Fort Lahore	65	
F "	Barrackpore	131	Ferozepore	884	
G "	Jullundur	114	Mooltan	609	
H "	Moran Meer	124	Dera Ismael Khan	59	
13th Brigade, Head Quarters	Moran Meer	8	Jullundur	630	
1 Battery	Murree Hills	100	Phillour	64	
2 "	Fort William	86	Bhagtoo	110	
3 "	Ferozepore	83	Peshawur	604	
4 "	Umrutur	78	Cherat	248	
5 "	Fort Attock	74	Sealkote	553	
6 "	Jutogh	99	Govindghur	217	
7 "	Moran Meer	91	Noushera	582	
16th Brigade, Head Quarters	Barrackpore	5	Attock	102	
A Battery	Sectapore	125	Lucknow	803	
B "	Barrackpore	138	Hazareebaugh	880	
C "	Morar	123	Agra	912	
D "	Rawulpindee	142	Rawulpindee	506	
E "	Fyzabad	130	Umballa	650	
F "	Meerut	138	Dugshale	110	
19th Brigade, Head Quarters	Meerut	5	Dugshale	924	
A Battery	Cawnpore	129	Chuckrata	804	
B "	Ferozepore	139	Dinapore	708	
C "	Mooltan	138	Chunar	65	
D "	Meerut	125	Meerut	462	
E "	Allahabad	135	Putteghur	215	
F "	Agra	134	Jhansi	391	
20th Brigade, F* "	Peshawur	93	Gwalior Fortress	265	
23rd Brigade, E† "	Bareilly	134	Nougong	166	
F‡ "	Nougong	145	Dum-Dum	648	
24th Brigade, § Head Quarters	Morar	7	Barrackpore	179	
1 Battery	Morar	87	Roorkee	385	
2 "	Delhi	80	Delhi	463	
3 "	Peshawur	57			
4 "	Fortress Gwalior	95			
5 "	Agra	81			
6 "	Lucknow	80			
7 "	Allahabad	79			
Sappers and Miners	Roorkee	29			
CAVALRY.			HILL WORKING PARTIES		
4th Hussars	Meerut	424	Murree Hills	575	
5th Lancers	Sealkote	421			
11th Hussars	Muttra	428			
20th Hussars	Umballa	308			
21st Hussars	Lucknow	421			
			DETACHMENTS FROM PESHAWUR		
			Cherat	576	
			CONVALESCENT DEPOTS		
			Darjeeling	106	
			Nynee Tal	257	
			Landon	208	
			Kussowlie	701	
			Dalhousie	502	
			Murree	550	
			BOMBAY DEPOT		
			Deolalee	15	

\* A. Battery, 8th Brigade, from September.  
† G Battery, 16th Brigade, from September.

‡ G Battery, 19th Brigade, from September.  
§ Changed to 23rd Brigade from September.



*DISTRIBUTION of the EUROPEAN ARMY of MADRAS and BOMBAY on 28th June 1872.*

STRENGTH OF THE ARMY OF MADRAS ON 28th JUNE 1872, 11,472.			STRENGTH OF THE ARMY OF BOMBAY ON 28th JUNE 1872, 10,966.		
	STATION.	STRENGTH.		STATION.	STRENGTH.
<b>ARTILLERY.</b>			<b>ARTILLERY.</b>		
D. Horse Brigade, Head Quarters	Bangalore	8	D. Horse Brigade, C Battery	Ahmednuggur	155
A Battery	Secunderabad	146	E "	Mhow	168
B "	Bangalore	159	6th Brigade, 1 Battery	Mhow	82
5th Brigade, Head Quarters	St. Thomas' Mount	12	2 "	Bombay	78
1 Battery	Cannanore	82	3 "	Bombay	66
2 "	Rangoon	81	4 "	Aden	78
4 "	Toongoo	91	5 "	Aden	79
5 "	Secunderabad	97	6 " and Head Quarters	Bombay	79
6 "	Rangoon	82	9th Brigade, Head Quarters	Ahmedabad	11
Details	Rangoon	2	B Battery	Kurrachee	147
7 Battery	Madras	95	D "	Nusseerabad	144
6th Brigade, 7 Battery	St. Thomas' Mount	80	E "	Deesa	139
9th Brigade, C "	Kamptee	138	F "	Kirkee	140
G "	Secunderabad	137	18th Brigade, A Battery	Belgaum	154
20th Brigade, A. Battery*	St. Thomas' Mount	147	B "	Hyderabad	130
B "	Trichinopoly	144	C "	Ahmedabad	138
C " and Hd. Qrs.	Secunderabad	153	D "	Neemuch	148
D "	Kamptee	143	E "	Kirkee	149
E "	Bangalore	133	F " and Hd. Quarters	Kirkee	157
23rd Brigade, Head Quarters	Kamptee	6	Detachment of Artillery	Baroda	24
A Battery†	St. Thomas' Mount	130	Sappers and Miners	Kirkee	13
B " ‡	Thayetmyo	140			
C " §	Bangalore	124			
D " ¶	Bellary	122			
<b>CAVALRY.</b>			<b>CAVALRY.</b>		
16th Lancers	Secunderabad	496	3rd Hussars	Ahmednuggur	458
18th Hussars	Bangalore	458	15th Hussars	Mhow	472
<b>INFANTRY.</b>			<b>INFANTRY.</b>		
10th Regiment 2nd Battalion	Rangoon	645	2nd Regiment, 1st Battalion	Belgaum	909
" " "	Post Blair	110	49th " "	Mhow	778
21st " 1st "	Bangalore	911	50th " "	Indore	90
21st " 2nd "	Madras	584	56th " "	Poona	901
" " "	Trichinopoly	172	59th " "	Nusseerabad	521
24th " 2nd "	Secunderabad	836	60th " 3rd Battalion	Neemuch	326
44th " "	Kamptee	692	66th " "	Aden	545
" "	Secunderabad	45	68th " "	Kurrachee	614
" "	Puchmuree	149	69th " "	Hyderabad	267
45th " "	Thayetmyo	453	83rd " "	Poona	874
" "	Toongoo	435	" "	Poona	292
48th " "	Bellary	771	" "	Bombay	254
76th " "	Secunderabad	858	" "	Asserghur	130
89th " "	Cannanore	623	108th " "	Sattara	209
	Mallapooram	80	" "	Deesa	791
	Calicut	87	" "	Mount Abo	78
<b>DEPOTS.</b>			<b>DEPOTS.</b>		
	Ramandroog	60	Poorundhur		31
	Wellington	430	Mount Abo		49
			Taraghur, Ajmere		45
			Ghazee		37
	Poonamallee	133	Bombay		4
	Madras	24	Desaltee		31
			Poona		...

\* A Battery, 9th Brigade, from September.  
† A Battery, 20th Brigade, from September.  
‡ F Battery, 20th Brigade, from September.

§ G Battery, 20th Brigade, from September.  
¶ G Battery, 18th Brigade, from September.





WOMEN AND CHILDREN OF EUROPEAN  
REGIMENTS, 1872.

# WOMEN AND CHILDREN OF EUROPEAN REGIMENTS, 1872.

## I.

*TABLE showing the SICKNESS and MORTALITY among the WOMEN of the EUROPEAN REGIMENTS composing the ARMY of INDIA during the Year 1872, and the prevalence of the principal Diseases in each Month of the Year.*

MONTHS.	Average Strength.	Average Number Daily Sick.	Number Daily Sick per 1,000 of Strength.	Number of Deaths in each month.	Death-rate of the Year per 1,000 of Strength.	CAUSES OF DEATHS.														
						Cholera.	Smallpox.	Enteric Fever.	Fevers, Intermittent.	Fevers, Remittent and Continued.	Heat Apoplexy.	Dysentery.	Diarrhea.	Hepatitis.	Phthisis Pulmonalis.	Respiratory Diseases.	Heart Diseases.	Atrophy and Anæmia.	Childbirth and Abortion.	All other Causes.
January	6,579	158	240	13	...	...	1	...	...	3	1	...	2	1	1	2	2	...		
February	6,569	185	282	7	...	1	...	...	...	...	1	...	...	...	...	1	...	1		
March	6,766	179	264	6	...	1	...	...	...	...	1	1	1	1	...	...	...			
April	6,735	241	358	13	...	1	1	...	1	1	1	1	2	...	...	1	...			
May	6,714	297	442	28	...	9	...	1	1	1	1	1	5	...	3	1	1			
June	6,687	309	462	17	...	...	...	...	...	3	1	1	4	...	1	...	...			
July	6,684	321	480	25	...	8	...	1	1	1	...	1	4	...	1	...	...			
August	6,585	424	639	39	...	24	...	1	1	1	...	4	4	...	1	...	...			
September	6,582	448	681	47	...	21	...	3	...	3	3	3	3	...	...	...	...			
October	6,533	335	513	16	...	5	...	1	...	1	2	1	1	...	1	...	...			
November	6,689	269	389	18	...	1	...	...	...	4	3	1	1	...	...	...	...			
December	6,636	188	283	14	...	...	...	...	...	3	3	...	1	...	...	1	1			
						70	2	7	1	23	11	22	20	9	28	2	10	9	18	11
Died per 1,000 of Strength.																				
For the year	6,650	280	421	219	3654	1053	30	466			165	331	301	135	421	30	151	135	271	165

CAUSES OF ADMISSIONS.	NUMBER OF ADMISSIONS INTO HOSPITAL IN EACH MONTH.												Total Admitted during the Year.	Admitted per 1,000 of Strength.	Died out of each hundred treated.
	Jan.	Feb.	March.	April.	May.	June.	July.	Aug.	Sept.	Oct.	Nov.	Dec.			
Cholera	...	...	2	2	12	...	9	40	27	7	1	...	100	15.0	70.00
Smallpox	1	3	5	3	1	...	...	...	...	...	...	...	13	2.0	15.38
Dysentery	3	...	12	71	65	62	98	55	132	94	38	21	651	97.9	...
Enteric Fever	2	...	...	...	1	...	...	2	4	...	...	...	9	1.4	77.78
Intermittent Fevers	36	48	38	82	64	104	82	97	179	296	162	104	1,382	192.8	...
Remittent and Continued Fevers	34	29	62	67	74	94	73	94	116	134	65	51	893	134.3	258
Heat Apoplexy	1	...	...	2	4	10	...	...	...	1	1	...	19	2.9	57.89
Dysentery	14	10	8	19	23	19	41	41	31	34	21	18	279	41.9	7.88
Diarrhea	12	16	20	40	36	26	104	99	67	46	31	33	521	78.3	3.84
Hepatitis	5	10	8	20	18	15	17	10	12	11	8	8	142	21.4	6.34
Spleen Disease	1	...	1	...	2	...	2	3	1	2	...	2	14	2.1	...
Respiratory Diseases	22	16	11	18	26	13	24	16	13	32	18	13	222	33.4	90
Phthisis Pulmonalis	6	4	10	6	8	9	12	5	3	1	7	7	78	11.7	33.90
Debility and Anæmia	100	92	76	138	132	151	146	228	176	196	80	67	1,541	231.7	58
Rheumatism	16	13	13	21	18	7	18	15	10	15	13	9	168	25.3	...
Eye Diseases	3	1	...	28	47	25	55	124	76	53	17	8	437	65.7	...
Childbirth	...	...	...	...	...	...	...	...	...	...	...	...	...	...	...
Abortion	5	9	13	15	14	20	14	11	13	11	9	5	139	20.9	300
Diseases peculiar to Women	13	17	12	20	15	24	25	26	24	21	9	12	218	32.8	...
Abscess and Ulcer	19	8	11	22	15	11	17	16	19	17	7	11	173	26.0	...
Injuries	3	7	6	10	6	8	9	6	6	5	5	4	75	11.3	...
All other Causes	41	55	78	85	76	61	108	99	50	49	41	43	767	115.3	276
	346	338	386	629	637	639	854	969	909	965	533	416	7,741		
Admitted per 1,000 of the Average Strength in each Month.															
	52.6	51.4	57.1	99.3	97.8	98.5	127.8	144.5	145.7	147.7	79.8	62.7	116.1		

\* Childbirth is not reckoned as a cause of admission into hospital.

† One death only was returned under the head of Dengue.



# WOMEN AND CHILDREN OF EUROPEAN REGIMENTS, 1872.

## II.

TABLE showing the SICKNESS and MORTALITY among the CHILDREN of the EUROPEAN REGIMENTS composing the ARMY of INDIA during the Year 1872, and the prevalence of the principal Diseases in each Month of the Year.

MONTHS.	Average Strength.	Average Number Daily Sick.	Number Daily Sick per 1,000 of Strength.	Number of Deaths in each Month.	Deaths of each Month per 1,000 of Strength.	CAUSES OF DEATHS.																			
						Cholera.	Smallpox.	Measles.	Whooping Cough.	Scarlet Fever.	Enteric Fever.	Intermittent Fevers.	Remittent and Continued Fevers.	Heat Apoplexy.	Dentition.	Convulsions.	Meningitis and Hydrocephalus.	Tubercular.	Phthisis Pulmonalis.	Dysentery.	Diarrhoea.	Anæmia and Atrophy.	Bronchitis and Pneumonia.	Croup and Diphtheria.	All other Causes.
January	11,338	256	22.6	37	3.26	...	1	5	...	...	...	...	1	...	3	5	1	1	...	1	3	2	4	4	3
February	11,337	261	23.0	31	2.73	...	1	3	...	...	...	...	...	...	1	5	1	1	...	...	5	5	6	1	1
March	11,775	280	23.8	29	2.46	...	1	3	...	...	...	...	...	...	1	6	3	3	...	...	5	8	3	...	5
April	11,730	369	31.5	93	7.93	...	1	4	...	1	4	...	10	1	6	16	8	3	...	18	9	9	3	9	
May	11,757	495	42.1	122	10.38	...	1	1	1	1	...	...	9	1	5	22	7	2	1	21	16	8	3	4	
June	11,750	500	42.5	83	7.06	...	...	...	...	...	...	...	9	1	5	16	5	3	1	18	13	5	5	5	
July	11,810	547	46.3	117	9.91	...	...	...	...	...	1	...	9	...	6	15	5	3	1	11	23	5	5	5	
August	11,783	742	63.0	193	16.38	...	...	1	...	...	...	...	12	...	25	20	1	6	...	49	14	5	5	5	
September	11,732	752	64.1	129	13.55	...	...	...	...	...	...	...	10	...	19	19	5	9	...	39	14	5	5	6	
October	11,664	684	59.1	119	10.20	...	...	...	1	...	...	...	3	...	9	23	3	3	...	24	14	5	1	4	
November	11,677	429	36.7	67	5.74	...	...	...	...	...	...	...	3	...	3	12	3	3	...	14	8	1	3	1	
December	11,518	286	24.8	75	6.51	...	...	...	...	...	...	1	3	...	3	8	1	5	...	15	10	3	6	7	
						118	6	27	3	6	5	10	76	3	92	171	38	46	3	44	222	141	60	27	57
Died per 1,000 of Strength.																									
For the year	11,657	459	39.4	1,155*	99.08	10.12	61	2.32	26	51	7.81	26	7.89	11.67	3.26	3.94	26	3.77	19.04	12.10	5.15	2.32	4.86		

CAUSES OF ADMISSIONS.	NUMBER OF ADMISSIONS INTO HOSPITAL IN EACH MONTH.												Total Admitted during the Year.	Admitted per 1,000 of Strength.	Died out of each hundred treated.
	Jan.	Feb.	March.	April.	May.	June.	July.	Aug.	Sept.	Oct.	Nov.	Dec.			
Cholera	...	...	...	2	13	...	13	73	33	18	2	...	154	13.2	76.62
Smallpox	3	5	2	7	3	...	...	...	...	...	...	...	21	1.8	28.57
Dysentery	7	...	25	114	165	89	169	80	172	84	34	16	878	75.3	91.7
Measles	84	69	101	33	21	28	19	3	5	3	...	6	372	31.9	7.26
Whooping Cough	7	7	1	11	6	3	3	3	...	6	4	1	51	4.4	5.88
Scarlet Fever	3	11	4	2	...	2	...	...	...	...	...	1	23	2.0	26.09
Enteric Fever	2	...	1	5	...	1	...	1	3	2	...	...	16	1.3	35.33
Intermittent Fevers	53	38	40	59	64	48	69	136	171	355	224	121	1,378	118.2	7.3
Remittent and Continued Fevers	19	32	66	95	100	126	98	92	154	219	134	80	1,215	104.2	6.25
Heat Apoplexy	...	...	2	2	2	2	...	1	2	...	...	...	11	9	27.27
Dysentery	16	9	12	30	28	29	39	50	56	29	17	16	322	27.6	13.68
Diarrhoea	58	34	62	163	144	102	204	278	207	114	63	55	1,484	127.3	14.96
Hepatitis	...	1	2	1	4	...	1	...	2	1	2	1	15	1.3	20.00
Spleen Disease	...	...	...	1	4	...	1	...	1	3	2	1	14	1.2	...
Respiratory Diseases	38	40	50	52	39	31	46	47	63	72	35	51	573	49.2	19.18
Eye Diseases	17	16	19	118	166	79	252	488	231	145	39	10	1,562	131.0	...
Anæmia and Debility	71	49	58	99	103	125	154	135	115	176	106	88	1,279	109.7	11.93
Tubercular Diseases	3	3	8	10	21	9	11	14	10	12	9	5	115	9.9	42.61
Meningitis and Hydrocephalus	1	1	3	11	8	6	6	5	5	4	6	1	57	4.9	66.67
Convulsions	6	7	11	24	31	18	20	24	23	33	14	14	225	19.3	76.00
Dentition	13	9	27	39	35	35	33	70	60	41	17	20	401	34.4	22.94
Abscess and Ulcer	6	5	8	18	21	25	25	12	16	14	8	10	168	14.4	...
Injuries	12	14	20	13	12	15	18	11	10	18	9	12	164	14.1	5.31
All other Causes	48	55	60	61	39	36	50	32	44	40	33	36	534	45.9	...
	467	414	574	970	970	792	1,424	1,556	1,383	1,388	749	545	11,032		
Admitted per 1,000 of the Average Strength in each Month.															
	41.2	36.5	48.7	82.7	82.5	67.4	103.6	132.1	117.9	119.0	61.1	47.3	946.4		

\* Excluding 35 deaths, which appear in the Regimental Returns, of stillborn children and premature children who survived their birth for a short time.

† Eight deaths of children were returned under the head of Dysentery.



# WOMEN AND CHILDREN OF EUROPEAN REGIMENTS, 1872.

## III.

TABLE showing the SICKNESS and MORTALITY among the WOMEN of the EUROPEAN REGIMENTS serving in the BENGAL PRESIDENCY during the Year 1872, and the prevalence of the principal Diseases in each Month of the Year.

MONTHS.	Average Strength.	Average Number Daily Sick.	Number Daily Sick per 1,000 of Strength.	Number of Deaths in each month.	Death-rate of the Year per 1,000 of Strength.	CAUSES OF DEATHS.														
						Cholera.	Smallpox.	Enteric Fever.	Intermittent Fevers.	Remittent and Continued Fevers.	Heat Apoplexy.	Dysentery.	Diarrhoea.	Hepatitis.	Phthisis Pulmonalis.	Respiratory Diseases.	Heart Diseases.	Atrophy and Anæmia.	Childbirth and Abortion.	All other Causes.
January	3,773	165	43.8	12	...	...	...	1	...	...	...	3	1	...	2	1	...	2	2	...
February	3,816	114	29.9	6	...	...	1	...	...	2	...	...	1	...	...	...	...	1	...	1
March	3,873	100	25.8	4	...	1	...	...	...	...	...	1	1	...	1	1	...	...	...	...
April	3,881	147	37.9	6	...	...	...	...	...	...	...	1	...	...	1	...	...	...	1	...
May	3,876	192	49.5	15	...	4	...	1	...	...	...	2	...	...	...	...	1	1	1	...
June	3,873	198	51.1	7	...	...	...	...	...	...	...	1	1	...	1	1	1	1	1	...
July	3,871	205	53.0	19	...	6	...	...	...	3	...	1	...	...	...	...	1	1	4	...
August	3,830	283	74.0	35	...	23	...	1	1	...	...	2	2	2	1	1	1	1	1	...
September	3,785	319	84.3	37	...	21	...	2	...	6	...	2	2	2	2	1	1	1	...	...
October	3,754	249	66.3	12	...	5	...	...	1	1	...	1	1	1	1	1	1	1	...	2
November	3,861	186	48.2	11	...	1	...	...	1	...	...	1	1	1	1	1	1	1	3	1
December	3,865	139	35.7	13	...	...	...	...	...	5	...	3	2	...	1	...	...	...	1	1
						61	1	5	1	18	4	17	12	6	16	2	7	7	13	7
Died per 1,000 of Strength.																				
For the year	3,838	180	48.5	177	46.12	15.89	26	1.30	4.95	1.04	4.43	3.13	1.56	4.17	5.2	1.83	1.83	3.38	1.83	

CAUSES OF ADMISSIONS.	NUMBER OF ADMISSIONS INTO HOSPITAL IN EACH MONTH.												Total Admitted during the Year.	Admitted per 1,000 of Strength.	Died out of each hundred treated.
	Jan.	Feb.	March.	April.	May.	June.	July.	Aug.	Sept.	Oct.	Nov.	Dec.			
Cholera	...	...	1	1	7	...	8	38	27	7	1	...	90	23.4	67.78
Smallpox	1	2	...	...	1	...	...	...	...	...	...	...	4	1.0	25.00
Dysentery	...	...	2	32	14	5	37	27	115	84	22	15	353	92.9	...
Enteric Fever	1	...	...	...	1	...	...	2	2	...	...	...	6	1.6	83.33
Intermittent Fevers	17	28	19	46	41	73	49	58	85	106	114	49	745	194.1	...
Remittent and Continued Fevers	10	13	33	42	48	68	53	84	96	111	48	41	647	168.6	2.78
Heat Apoplexy	...	...	...	...	1	4	...	...	...	1	1	...	11	2.9	36.36
Dysentery	8	7	5	17	15	12	29	27	15	24	12	13	184	47.9	9.24
Diarrhoea	7	10	13	21	27	15	56	64	54	34	21	21	343	89.4	3.50
Hepatitis	3	6	5	16	12	11	11	6	7	6	5	5	93	24.2	6.45
Spleen Disease	1	...	...	...	2	...	2	3	1	2	...	...	12	3.1	...
Respiratory Diseases	12	9	7	10	19	...	8	17	12	5	21	11	137	35.7	1.46
Phthisis Pulmonalis	3	1	6	4	3	3	9	4	2	1	3	6	45	11.7	35.56
Debility and Anæmia	71	58	44	89	81	99	77	153	110	92	58	33	956	249.1	7.3
Rheumatism	12	11	6	15	10	5	8	9	5	8	10	6	106	27.3	...
Eye Diseases	1	...	...	24	45	23	39	81	48	25	7	3	296	77.1	...
Childbirth	...	...	...	...	...	...	...	...	...	...	...	...	...	...	...
Abortion	4	7	11	10	10	13	10	7	7	8	5	2	94	24.5	4.26
Diseases peculiar to Women	9	7	6	12	8	18	17	15	17	12	4	8	133	34.7	...
Abscess and Ulcer	10	1	6	13	8	5	11	11	12	10	4	11	102	26.6	...
Injuries	3	2	3	4	6	4	5	3	5	2	3	3	43	11.2	...
All other Causes	18	26	32	46	29	34	47	45	31	31	27	15	381	99.3	...
	191	188	199	403	391	391	485	649	644	645	356	218	4,780		
Admitted per 1,000 of the Average Strength in each Month.															
	59.6	49.3	51.3	103.8	100.9	101.0	125.3	169.4	170.1	171.8	92.2	61.6	1245.4		



# WOMEN AND CHILDREN OF EUROPEAN REGIMENTS, 1872.

## IV.

TABLE showing the SICKNESS and MORTALITY among the CHILDREN of the EUROPEAN REGIMENTS serving in the BENGAL PRESIDENCY during the Year 1872, and the prevalence of the principal Diseases in each Month of the Year.

MONTHS.	Average Strength.	Average Number Daily Sick.	Number Daily Sick per 1,000 of Strength.	Number of Deaths in each Month.	Death-rate of each Month per 1,000 of Strength.	CAUSES OF DEATHS.																				
						Cholera.	Smallpox.	Measles.	Hooping Cough.	Scarlet Fever.	Enteric Fever.	Intermittent Fevers.	Remittent and Continued Fevers.	Heat Apoplexy.	Dentition.	Convulsions.	Meningitis and Hydrocephalus.	Tuberc Mesenterica.	Phthisis Pulmonalis.	Dysentery.	Diarrhoea.	Anæmia and Atrophy.	Bronchitis and Pneumonia.	Croup and Diphtheria.	All other Causes.	
January	6,335	157	24.8	19	3.00	...	1	2	...	...	...	...	1	...	1	3	...	1	...	...	1	3	1	1	2	3
February	6,433	163	25.3	13	2.02	...	...	1	...	...	...	...	...	...	...	...	...	...	...	...	...	...	...	...	...	...
March	6,513	161	24.3	19	2.87	...	1	...	...	...	...	...	1	...	1	3	...	1	...	...	1	1	1	5	5	...
April	6,617	254	38.4	45	8.31	...	...	...	...	...	...	...	6	...	1	9	3	...	...	...	13	6	12	12	12	6
May	6,820	354	51.5	79	11.94	4	1	1	1	1	...	...	...	...	...	11	11	6	6	...	1	19	10	1	3	1
June	6,513	347	52.4	55	8.30	...	...	...	...	...	...	...	...	...	...	8	8	4	4	...	3	12	6	4	12	12
July	6,522	302	45.6	65	9.81	8	...	...	...	...	...	...	...	...	1	6	6	6	...	1	1	3	25	9	4	1
August	6,597	302	45.6	109	11.07	24	...	...	...	...	...	...	...	...	...	21	17	11	1	...	3	3	25	9	4	1
September	6,510	525	80.3	115	17.59	54	...	...	...	...	...	...	...	...	1	17	11	11	...	6	3	5	22	10	1	1
October	6,516	387	59.4	82	12.58	13	...	...	1	...	...	...	...	...	8	...	5	15	1	3	...	1	14	8	1	1
November	6,519	305	46.1	44	6.66	2	...	...	...	...	...	...	...	...	1	...	3	7	1	1	...	1	10	4	1	1
December	6,589	210	31.9	45	8.35	...	...	...	...	...	...	...	...	...	...	3	6	...	...	...	2	13	13	7	12	12
						109	3	13	2	4	1	2	52	2	66	95	19	30	2	26	143	86	39	17	30	30
Died per 1,000 of Strength.																										
For the year	6,590	311	47.4	741	112.95	16.61	96	198	30	61	839	30	1006	1448	290	458	30	396	2180	1311	594	239	458			

CAUSES OF ADMISSIONS.	NUMBER OF ADMISSIONS INTO HOSPITAL IN EACH MONTH.												Total Admitted during the Year.	Admitted per 1,000 of Strength.	Died out of each hundred treated.
	Jan.	Feb.	March.	April.	May.	June.	July.	Aug.	Sept.	Oct.	Nov.	Dec.			
Cholera	...	...	...	...	6	...	13	73	31	18	2	...	143	21.6	76.60
Smallpox	2	1	1	3	1	...	...	...	...	...	...	...	8	1.2	37.50
Dengue	...	...	5	40	25	5	57	46	137	76	29	10	439	65.6	...
Measles	29	39	41	25	18	28	19	...	1	1	...	4	295	31.3	6.34
Hooping Cough	1	4	1	9	6	3	1	2	...	5	...	1	33	5.0	6.06
Scarlet Fever	...	7	2	2	...	2	...	...	...	...	...	...	13	2.0	20.77
Enteric Fever	1	...	1	2	...	1	...	...	1	1	...	...	8	1.2	12.59
Intermittent Fevers	34	17	19	37	40	29	38	74	69	191	154	59	784	116.5	26
Remittent and Continued Fevers	10	11	22	55	49	85	73	68	125	167	106	62	833	127.0	6.24
Heat Apoplexy	...	...	...	2	1	2	...	1	2	...	...	...	8	1.2	25.00
Dysentery	8	3	8	17	17	10	18	29	34	18	11	9	182	27.8	14.28
Diarrhoea	25	9	35	114	89	55	113	179	142	73	33	39	962	138.1	16.78
Hepatitis	...	1	1	1	2	...	...	...	2	1	1	1	10	1.5	...
Spleen Disease	...	...	...	1	4	...	...	...	1	2	2	1	12	1.8	...
Respiratory Diseases	23	34	26	30	26	15	22	22	25	33	17	27	300	45.7	18.67
Eye Diseases	4	8	6	103	152	56	135	257	192	64	13	4	904	137.8	...
Anæmia and Debility	47	28	36	69	53	81	99	96	80	126	66	65	852	129.9	10.10
Tubercular Diseases	3	1	4	7	14	3	6	7	5	8	4	4	66	10.1	48.48
Meningitis and Hydrocephalus	...	1	...	6	7	3	4	4	2	3	3	...	33	5.0	57.68
Convulsions	3	1	4	12	13	9	4	18	13	25	8	10	120	18.3	79.17
Dentition	3	2	18	29	21	23	29	56	44	21	17	11	256	39.0	25.78
Abscess and Ulcer	2	2	1	5	10	13	11	8	11	6	4	5	78	11.9	...
Injuries	3	6	13	9	7	8	9	5	6	11	6	5	88	13.4	7.32
All other Causes	25	17	29	35	17	23	24	16	19	20	16	12	244	37.2	...
	223	192	264	604	578	454	668	961	858	873	492	329	6,496		
Admitted per 1,000 of the Average Strength in each Month.															
	35.2	29.0	39.9	91.3	87.3	68.5	100.8	145.4	131.2	134.0	74.4	50.0	99.1		



# WOMEN AND CHILDREN OF EUROPEAN REGIMENTS, 1872.

## V.

TABLE showing the SICKNESS and MORTALITY among the WOMEN of the EUROPEAN REGIMENTS serving in the MADRAS PRESIDENCY during the Year 1872, and the prevalence of the principal Diseases in each Month of the Year.

MONTHS.	Average Strength.	Average Number Daily Sick.	Number Daily Sick per 1,000 of Strength.	Number of Deaths in each Month.	Death-rate of the Year per 1,000 of Strength.	CAUSES OF DEATHS.														
						Cholera.	Smallpox.	Enteric Fever.	Intermittent Fevers.	Remittent and Continued Fevers.	Heat Apoplexy.	Dysentery.	Diarrhoea.	Hepatitis.	Phthisis Pulmonalis.	Respiratory Diseases.	Heart Diseases.	Atrophy and Anæmia.	Childbirth and Abortion.	All other Causes.
January	1,483	33	22.3	...	...	...	...	...	...	...	...	...	...	...	...	...	...	...	...	...
February	1,457	40	27.4	1	...	...	...	...	...	...	...	...	...	...	...	...	...	...	1	...
March	1,540	46	29.7	...	...	...	...	...	...	...	...	...	...	1	...	...	...	...	1	...
April	1,495	51	34.1	3	...	...	...	...	...	1	1	...	...	...	...	...	...	...	...	1
May	1,490	54	36.3	3	...	...	...	...	...	...	...	...	...	...	1	...	...	...	...	...
June	1,475	52	35.3	3	...	...	...	...	...	...	1	...	...	...	...	...	...	...	...	...
July	1,483	60	40.5	2	...	...	...	...	...	...	...	1	...	...	1	...	...	...	...	...
August	1,477	62	42.0	1	...	...	...	...	1	...	...	...	...	...	...	...	...	...	...	...
September	1,474	61	41.4	3	...	...	...	...	...	...	...	...	...	...	...	...	...	...	...	...
October	1,463	53	36.2	3	...	...	...	1	...	...	...	...	...	...	...	...	...	...	...	1
November	1,533	29	18.9	2	...	...	...	...	...	...	...	...	...	...	...	...	...	...	...	...
December	1,559	27	17.3	1	...	...	...	...	...	...	...	...	...	...	...	...	...	...	...	...
						...	...	1	...	2	2	2	2	...	7	...	...	2	2	2
Died per 1,000 of Strength.																				
For the year	1,495	49	32.8	22	14.72	...	...	2.00	1.34	1.34	1.34	...	4.68	...	...	1.34	1.34	1.34	...	...

CAUSES OF ADMISSIONS.	NUMBER OF ADMISSIONS INTO HOSPITAL IN EACH MONTH.												Total Admitted during the Year.	Admitted per 1,000 of Strength.	Died out of each hundred treated.
	Jan.	Feb.	March.	April.	May.	June.	July.	Aug.	Sept.	Oct.	Nov.	Dec.			
Cholera	...	...	1	...	...	...	...	...	...	...	...	...	1	7	...
Smallpox	...	...	5	1	...	...	...	...	...	...	...	...	6	4.0	...
Dysentery	3	...	1	8	27	19	13	10	10	3	...	...	91	62.9	...
Enteric Fever	1	...	...	...	...	...	...	...	1	...	...	...	2	1.3	50.00
Intermittent Fevers	3	6	8	4	8	11	8	6	26	24	8	14	126	84.3	...
Remittent and Continued Fevers	14	9	18	14	20	14	8	5	7	5	5	5	124	83.0	1.61
Heat Apoplexy	...	...	...	1	...	...	1	...	...	...	...	...	2	1.3	100.00
Dysentery	5	3	3	1	3	5	10	8	6	5	6	4	59	39.5	3.40
Diarrhoea	2	4	4	9	3	4	31	18	10	4	2	5	96	64.2	2.08
Hepatitis	2	2	3	3	3	3	4	3	1	4	3	2	33	22.1	...
Spleen Disease	...	...	...	...	...	...	...	...	...	...	...	...	...	...	...
Respiratory Diseases	8	3	2	4	4	2	4	1	1	7	3	6	45	30.1	...
Phthisis Pulmonalis	2	3	1	...	3	3	1	...	1	...	2	...	16	10.7	43.75
Debility and Anæmia	30	26	22	40	32	37	49	69	49	38	10	19	412	275.6	4.49
Rheumatism	1	1	4	4	3	1	3	4	2	3	1	3	30	20.1	...
Eye Diseases	...	1	...	3	1	1	15	33	15	26	7	2	104	69.6	...
Childbirth	...	...	...	...	...	...	...	...	...	...	...	...	...	...	...
Abortion	...	2	...	4	1	3	2	2	4	3	1	2	24	16.0	4.17
Diseases peculiar to Women	2	7	4	4	3	1	3	5	1	6	3	1	40	26.7	...
Abscess and Ulcer	5	1	2	7	5	1	3	3	6	5	3	...	41	27.4	...
Injuries	...	3	1	3	...	1	1	1	...	1	...	1	12	8.0	...
All other Causes	14	17	31	25	26	15	47	19	10	12	6	23	245	163.9	...
	92	88	110	135	142	122	202	178	150	146	60	87	1,512		
Admitted per 1,000 of the Average Strength in each Month.															
	62.0	60.4	71.0	90.3	95.3	82.7	136.2	120.5	101.8	90.8	39.1	55.8	1011.4		



# WOMEN AND CHILDREN OF EUROPEAN REGIMENTS, 1872.

## VI.

TABLE showing the SICKNESS and MORTALITY among the CHILDREN of the EUROPEAN REGIMENTS serving in the MADRAS PRESIDENCY during the Year 1872, and the prevalence of the principal Diseases in each Month of the Year.

MONTHS.	Average Strength.	Average Number Daily Sick.	Number Daily Sick per 1,000 of Strength.	Number of Deaths in each Month.	Death-rate of each Month per 1,000 of Strength.	CAUSES OF DEATHS.																			
						Cholera.	Smallpox.	Measles.	Whooping Cough.	Scarlet Fever.	Enteric Fever.	Intermittent Fevers.	Remittent and Continued Fevers.	Heat Apoplexy.	Dentition.	Convulsions.	Meningitis and Hydrocephalus.	Tubercular Diseases.	Phthisis Pulmonalis.	Dysentery.	Diarrhea.	Anæmia and Atrophy.	Bronchitis and Pneumonia.	Croup and Diphtheria.	All other Causes.
January	2,758	65	23.6	10	3.63	...	...	3	...	...	...	...	...	...	...	12	1	...	...	...	...	1	...	...	...
February	2,693	58	21.8	11	4.13	...	1	...	...	...	...	...	...	...	...	1	5	...	...	...	...	1	...	...	...
March	2,825	63	22.3	18	6.37	...	...	4	...	...	...	...	...	...	...	12	1	1	...	...	...	...	1	...	...
April	2,775	69	24.9	16	5.77	...	1	...	...	...	...	...	...	...	...	12	2	1	1	...	...	1	...	...	...
May	2,708	63	23.5	23	8.22	...	...	...	...	...	...	...	...	...	...	1	10	1	1	...	...	...	...	...	...
June	2,794	67	24.0	20	7.16	...	...	...	...	...	...	...	...	...	...	1	1	1	1	...	...	...	...	...	...
July	2,831	97	34.3	30	10.60	...	...	...	...	...	...	...	...	...	...	4	3	1	...	...	...	...	...	...	...
August	2,810	132	47.0	21	7.47	...	...	...	...	...	...	...	...	...	...	1	...	...	...	...	...	...	...	...	...
September	2,819	95	33.7	13	4.61	...	...	...	...	...	...	...	...	...	...	3	...	1	1	...	...	...	...	...	...
October	2,789	84	30.1	12	4.30	...	...	...	...	...	...	...	...	...	...	1	...	...	...	...	...	...	...	...	...
November	2,839	43	15.2	8	2.82	...	...	...	...	...	...	...	...	...	...	...	5	...	...	...	...	...	...	...	...
December	2,823	25	8.9	9	3.19	...	...	...	...	...	...	...	...	...	...	...	2	...	...	...	...	...	...	...	...
						...	2	8	...	1	3	...	13	1	14	37	8	5	1	9	34	21	13	9	12
Died per 1,000 of Strength.																									
For the year	2,794	70	25.1	191	68.36	...	72	286	...	36	5.73	36	5.01	13.24	2.80	1.79	3.36	3.22	12.17	7.52	4.65	3.22	4.29		

CAUSES OF ADMISSIONS.	NUMBER OF ADMISSIONS INTO HOSPITAL IN EACH MONTH.												Total Admitted during the Year.	Admitted per 1,000 of Strength.	Died out of each hundred treated.
	Jan.	Feb.	March.	April.	May.	June.	July.	Aug.	Sept.	Oct.	Nov.	Dec.			
Cholera	...	...	...	...	...	...	...	...	...	...	...	...	...	...	...
Smallpox	1	3	1	2	1	...	1	...	...	...	...	...	9	3.2	22.22
Dengue	7	...	2	20	37	13	26	13	20	2	...	...	160	50.1	2.14
Measles	36	24	37	2	...	...	...	1	...	2	...	...	103	36.9	7.77
Whooping Cough	6	3	...	1	...	...	...	...	...	...	...	...	10	3.6	...
Scarlet Fever	3	4	1	...	...	...	...	...	...	...	...	...	8	2.9	12.50
Enteric Fever	1	...	...	3	...	...	...	...	1	1	...	...	6	2.1	50.00
Intermittent Fevers	6	5	6	4	1	4	8	7	21	26	5	9	162	36.5	...
Remittent and Continued Fevers	4	12	21	28	39	26	18	15	15	19	6	9	212	75.9	6.13
Heat Apoplexy	...	...	...	...	1	...	...	...	...	...	...	...	1	...	...
Dysentery	4	3	2	6	9	8	...	...	...	...	...	...	80	28.6	11.25
Diarrhea	19	17	8	17	21	27	32	48	23	14	13	8	267	95.6	17.73
Hepatitis	...	...	1	...	...	...	...	...	...	...	...	...	2	...	10.00
Spleen Disease	...	...	...	...	...	...	...	...	...	...	...	...	...	...	...
Respiratory Diseases	9	10	29	18	10	14	19	20	23	29	12	29	204	73.0	10.78
Eye Diseases	4	3	2	...	...	22	192	164	76	72	11	2	458	163.9	...
Anæmia and Debility	16	15	11	19	38	21	26	23	12	17	18	8	222	79.4	9.46
Tubercular Diseases	...	2	3	2	4	2	2	5	2	1	1	...	24	8.6	25.00
Meningitis and Hydrocephalus	...	...	1	1	1	1	2	...	1	...	3	...	10	3.6	80.00
Convulsions	2	5	4	6	15	8	6	2	1	4	2	3	58	20.8	63.79
Dentition	8	5	3	13	10	7	5	1	6	4	...	7	69	24.7	20.29
Abscess and Ulcer	4	1	5	13	9	4	6	2	1	6	3	1	55	19.7	...
Injuries	4	5	3	4	3	2	4	1	1	1	2	4	34	12.2	...
All other Causes	18	28	30	16	13	6	16	10	16	15	15	16	199	71.2	2.43
	152	145	161	175	210	165	308	326	231	218	93	89	2,273		
Admitted per 1,000 of the Average Strength in each Month.															
	55.1	54.5	57.0	63.1	75.1	49.1	108.8	116.0	81.9	78.2	32.8	31.5	81.35		

\* Cases of Diphtheria landed at Rangoon from the Troopship "Malabar."



# WOMEN AND CHILDREN OF EUROPEAN REGIMENTS, 1872.

## VII.

TABLE showing the SICKNESS and MORTALITY among the WOMEN of the EUROPEAN REGIMENTS serving in the BOMBAY PRESIDENCY during the Year 1872, and the prevalence of the principal Diseases in each Month of the Year.

MONTHS.	Average Strength.	Average Number Daily Sick.	Number Daily Sick per 1,000 of Strength.	Number of Deaths in each Month.	Death-rate of the Year per 1,000 of Strength.	CAUSES OF DEATHS.														
						Cholera.	Smallpox.	Enteric Fever.	Intermittent Fever.	Remittent and Continued Fever.	Heat Apoplexy.	Dysentery.	Diarrhoea.	Hepatitis.	Phthisis Pulmonalis.	Respiratory Diseases.	Heart Diseases.	Atrophy and Anæmia.	Childbirth and Abortion.	All other Causes.
January	1,323	20	15.1	1	...	...	...	...	...	...	...	...	...	...	...	1	...	...	...	
February	1,296	31	23.9	...	...	...	...	...	...	...	...	...	...	...	...	...	...	...	...	
March	1,342	33	24.6	...	...	...	...	...	...	...	...	...	...	...	...	...	...	...	...	
April	1,359	43	31.6	4	...	1	1	...	...	...	...	...	1	...	1	...	...	...	...	
May	1,348	51	37.8	10	...	5	...	...	...	1	...	...	1	...	2	...	...	...	1	
June	1,359	59	44.1	7	...	...	...	...	...	...	5	...	1	...	...	1	...	...	...	
July	1,350	56	42.1	4	...	...	...	...	...	...	...	...	1	...	1	...	...	...	1	
August	1,328	59	44.4	3	...	1	...	...	...	...	...	1	1	1	1	...	...	...	...	
September	1,323	68	51.4	7	...	...	1	...	1	...	1	1	1	1	1	1	...	...	1	
October	1,316	53	40.3	3	...	...	...	...	...	...	2	2	1	...	...	...	...	...	...	
November	1,298	45	35.0	5	...	...	...	...	1	...	...	...	...	...	...	...	...	2	...	
December	1,212	31	25.6	...	...	...	...	...	...	...	...	...	...	...	...	...	...	...	...	
						9	1	1	...	3	5	3	6	3	5	...	3	...	3	2
Died per 1,000 of Strength.																				
For the year	1,317	46	34.9	44	33.41	6.83	.76	...	3.04	...	3.79	2.28	4.56	2.28	3.79	...	2.28	...	2.28	1.52

CAUSES OF ADMISSIONS.	NUMBER OF ADMISSIONS INTO HOSPITAL IN EACH MONTH.												Total Admitted during the Year.	Admitted per 1,000 of Strength.	Died out of each hundred treated.
	Jan.	Feb.	March.	April.	May.	June.	July.	Aug.	Sept.	Oct.	Nov.	Dec.			
Cholera	...	...	...	1	5	...	2	1	...	...	...	...	9	6.8	100.00
Smallpox	...	...	1	...	2	...	...	...	...	...	...	...	3	2.3	33.33
Dysentery	...	...	...	9	31	24	38	48	18	7	7	16	204	154.9	49
Enteric Fever	...	...	...	...	...	...	...	...	...	...	...	...	1	.8	...
Intermittent Fevers	16	14	11	32	15	20	25	33	68	96	40	41	411	312.1	...
Remittent and Continued Fevers	10	7	11	11	6	12	12	5	13	18	12	5	122	92.6	2.46
Heat Apoplexy	1	...	...	...	...	5	...	...	...	...	...	...	6	4.6	83.33
Dysentery	1	...	...	1	5	2	...	6	10	5	3	1	36	27.3	...
Diarrhoea	3	2	3	10	6	7	17	8	3	8	8	7	82	62.2	7.32
Hepatitis	...	2	...	1	3	1	2	1	4	1	...	1	16	12.1	18.75
Spleen Disease	...	...	1	...	...	...	...	...	...	...	...	...	2	1.5	...
Respiratory Diseases	2	4	2	4	3	3	3	3	7	4	4	1	40	30.4	...
Phthisis Pulmonalis	1	...	3	2	2	3	2	1	...	...	2	1	17	12.9	29.41
Debility and Anæmia	8	8	10	9	19	24	20	15	17	16	12	15	173	131.4	...
Rheumatism	3	1	3	2	5	1	7	2	3	4	2	...	33	25.1	...
Eye Diseases	2	...	...	1	1	1	1	16	13	2	3	3	37	28.1	...
Childbirth	...	...	...	...	...	...	...	...	...	...	...	...	...	...	...
Abortion	1	...	2	1	3	4	2	2	2	...	3	1	21	15.9	...
Diseases peculiar to Women	2	3	2	4	4	5	5	6	6	3	2	3	45	34.2	1.79
Abscess and Ulcer	4	6	3	2	2	5	3	2	1	2	...	...	30	22.8	
Injuries	...	2	2	3	...	3	3	2	1	2	2	...	20	15.2	
All other Causes	9	12	15	14	21	12	14	16	9	6	8	5	141	107.0	...
	63	62	77	131	124	146	168	131	165	174	117	91	1,449		
Admitted per 1,000 of the Average Strength in each Month.															
	47.6	47.8	57.4	86.4	92.0	109.0	126.3	98.7	124.7	132.2	91.0	75.1	1100.2		



# WOMEN AND CHILDREN OF EUROPEAN REGIMENTS, 1872.

## VIII.

TABLE showing the SICKNESS and MORTALITY among the CHILDREN of the EUROPEAN REGIMENTS serving in the BOMBAY PRESIDENCY during the Year 1872, and the prevalence of the principal Diseases in each Month of the Year.

MONTHS.	Average Strength.	Average Number Daily Sick.	Number Daily Sick per 1,000 of Strength.	Number of Deaths in each Month.	Death-rate of each Month per 1,000 of Strength.	CAUSES OF DEATHS.																			
						Cholera.	Smallpox.	Measles.	Whooping Cough.	Scarlet Fever.	Enteric Fever.	Intermittent Fevers.	Remittent and Continued Fevers.	Heat Apoplexy.	Dentition.	Convulsions.	Meningitis and Hydrocephalus.	Tubercular Meningitis.	Phthisis Pulmonalis.	Dysentery.	Diarrhoea.	Anaemia and Atrophy.	Brucella and Puerperia.	Croup and Diphtheria.	All other Causes.
January	2,245	34	15.1	8	3.56	...	...	...	...	...	...	...	...	...	...	1	1	...	...	1	1	2	1	...	...
February	2,244	40	17.8	7	3.12	...	...	1	...	...	...	...	...	...	...	1	...	...	...	...	1	2	1	...	...
March	2,387	55	23.0	22	9.41	...	1	3	...	1	...	...	2	...	1	2	2	1	...	1	4	3	1	...	...
April	2,388	66	28.2	22	9.41	...	...	...	...	...	...	...	...	...	...	3	4	...	...	1	4	1	1	...	...
May	2,339	78	33.4	20	8.55	...	...	...	...	...	...	...	2	...	...	3	...	...	...	...	3	...	...	...	...
June	2,339	86	36.7	8	3.42	...	...	...	...	...	...	...	...	...	1	1	...	...	...	...	3	...	...	...	...
July	2,363	88	37.4	22	9.35	...	...	...	...	...	...	...	1	...	...	8	...	...	...	1	1	5	1	...	...
August	2,376	108	45.5	32	13.47	...	...	...	...	...	...	5	1	...	3	3	...	...	...	1	12	4	1	...	...
September	2,373	132	55.6	31	13.06	...	...	...	...	...	...	...	2	...	2	8	2	...	...	1	6	3	2	...	1
October	2,369	113	47.9	25	10.60	...	...	...	...	1	...	...	2	...	4	3	1	...	...	...	9	5	...	...	...
November	2,228	81	36.4	15	6.73	...	...	...	1	...	...	...	...	...	...	3	...	2	...	1	1	4	1	...	...
December	2,106	51	24.2	11	5.22	...	...	...	...	...	...	1	...	...	...	1	1	1	...	...	2	1	1	...	...
						9	1	6	1	1	1	8	11	...	12	39	11	11	...	9	45	34	8	1	15
Died per 1,000 of Strength.																									
For the year	2,303	78	33.9	223	96.83	3.91	.43	2.61	.43	.43	8.68	...	5.21	16.94	4.78	4.78	...	3.90	19.54	14.76	3.48	.43	6.51	...	...

CAUSES OF ADMISSIONS.	NUMBER OF ADMISSIONS INTO HOSPITAL IN EACH MONTH.												Total Admitted during the Year.	Admitted per 1,000 of Strength.	Died out of each hundred treated.
	Jan.	Feb.	March.	April.	May.	June.	July.	Aug.	Sept.	Oct.	Nov.	Dec.			
Cholera	...	...	...	2	7	...	...	...	2	...	...	...	11	4.8	81.81
Smallpox	...	1	...	2	1	...	...	...	...	...	...	...	4	1.7	25.00
Dysentery	...	...	19	54	43	62	77	21	15	6	5	6	308	135.7	1.62
Measles	19	6	23	6	3	...	...	2	1	...	...	1	64	27.8	9.37
Whooping Cough	...	...	...	1	...	...	...	...	...	...	4	...	8	3.4	12.50
Scarlet Fever	...	...	1	...	...	...	...	...	...	...	...	1	2	.9	50.00
Enteric Fever	...	...	...	...	...	...	...	1	1	...	...	...	2	.8	...
Intermittent Fevers	13	16	15	18	23	15	23	55	81	135	65	33	512	222.3	1.56
Remittent and Continued Fevers	5	9	23	12	12	15	7	9	14	33	22	9	170	73.8	6.47
Heat Apoplexy	...	...	2	...	...	...	...	...	...	...	...	...	2	.9	...
Dysentery	4	3	2	7	2	2	6	7	10	6	5	6	60	26.1	15.00
Diarrhoea	14	8	19	32	34	20	39	51	42	27	17	8	311	135.0	14.47
Hepatitis	...	...	...	...	2	...	1	...	...	...	...	...	3	1.3	...
Spleen Disease	...	...	...	...	...	...	...	1	...	1	...	...	2	.9	...
Respiratory Diseases	6	5	4	4	3	2	5	5	15	10	6	4	69	30.0	13.04
Eye Diseases	9	5	2	15	14	1	15	67	53	9	6	4	200	86.9	...
Anaemia and Debility	8	6	11	11	14	23	29	16	17	33	22	15	205	89.0	16.69
Tubercular Diseases	...	...	1	1	3	4	3	2	3	3	4	1	25	10.9	44.00
Meningitis and Hydrocephalus	1	...	2	4	...	2	...	1	2	1	...	1	14	6.1	78.57
Convulsions	1	1	3	6	3	1	10	4	9	4	...	1	47	20.4	82.36
Dentition	2	2	6	6	5	6	8	13	10	16	...	2	76	33.0	15.79
Abscess and Ulcer	...	2	...	...	2	8	8	2	4	2	1	4	35	15.2	...
Injuries	5	3	4	...	2	5	5	5	3	6	1	3	42	18.2	5.92
All other Causes	5	10	10	10	9	7	10	6	9	5	2	8	91	39.6	...
	92	77	149	191	182	173	248	209	294	297	164	127	2,263		
Admitted per 1,000 of the Average Strength in each Month.															
	41.0	34.4	63.8	81.7	77.8	74.0	105.4	113.2	123.9	125.9	73.6	69.3	982.6		



# WOMEN AND CHILDREN OF EUROPEAN REGIMENTS, 1872.

## IX.

TABLE showing the DISTRIBUTION by STATIONS of the DEATHS of the WOMEN of EUROPEAN REGIMENTS.

STATIONS.	Average Strength for the period of observation.	CAUSES OF DEATHS.															Total Deaths of the Year.	DIED PER 1,000 OF STRENGTH.		
		Cholera.	Smallpox.	Enteric Fever.	Intermittent Fevers.	Remittent and Continued Fevers.	Heat Apoplexy.	Dysentery.	Diarrhoea.	Hepatitis.	Phthisis Pulmonalis.	Respiratory Diseases.	Heart Diseases.	Atrophy and Anæmia.	Childbirth and Abortion.	All other Causes.		A. Cholera.	B. All other Causes.	C. All Causes.
Deolalee Depot, Bengal Troops Women on the march	...	...	...	...	...	...	...	1	...	...	...	...	1	...	...	...	...	...	...	
Fort William	77	...	...	...	...	...	...	1	...	...	...	...	1	...	...	...	...	12.99	12.99	
Dum-Dum	62	...	...	...	...	1	...	...	...	...	...	...	1	...	...	...	...	32.26	32.26	
Barrackpore	51	...	...	...	...	...	...	1	...	...	1	...	...	...	...	...	...	39.22	39.22	
	190	...	...	...	...	1	...	1	1	...	1	...	1	...	...	...	...	26.32	26.32	
Hazareebagh	92	...	...	...	...	...	...	...	...	1	...	...	...	...	...	...	...	10.87	10.87	
Dinapore	101	...	...	...	...	...	...	1	...	...	...	...	...	...	...	...	...	9.90	9.90	
Benares	58	1	...	...	...	...	...	...	...	...	...	...	...	...	...	...	...	17.24	...	
Chunar	3	...	...	...	...	...	...	...	...	...	...	...	...	...	...	...	...	...	...	
Fyzabad	86	5	...	...	...	1	1	...	...	...	...	...	1	...	...	...	...	58.14	34.88	
Lucknow	274	8	...	...	...	...	3	...	...	...	...	...	1	1	...	...	...	29.20	47.45	
Seetapore	60	...	...	...	...	...	1	...	...	1	...	...	...	...	...	...	...	33.33	33.33	
Futteeahur (8 months)	19	...	...	...	...	...	...	...	...	...	...	...	...	...	...	...	...	...	...	
Cawnpore	72	2	...	...	...	...	...	...	...	1	...	...	...	...	...	...	...	27.78	13.89	
Allahabad	130	5	...	...	...	...	...	1	1	...	...	...	...	...	...	...	...	38.46	41.67	
	890	21	...	...	...	1	1	4	2	1	3	...	1	2	...	...	36	23.69	16.85	
Shahjhanpore	59	2	...	...	...	...	...	1	1	...	...	...	...	1	...	...	4	40.00	40.00	
Bareilly	67	...	...	...	...	...	...	1	...	...	...	...	...	1	...	...	2	29.85	29.85	
Moradabad (10 months)	19	...	...	...	...	...	...	...	...	...	...	...	...	...	...	...	...	...	...	
Roorkee	47	1	...	...	...	...	...	1	...	...	...	...	...	...	...	...	2	21.28	21.28	
Meerut	187	6	...	...	...	1	...	1	1	1	...	1	...	2	1	...	15	32.09	48.12	
Delhi	61	...	...	...	...	...	...	1	...	...	...	...	...	...	...	...	2	31.25	31.25	
Matra (10 months)	56	...	...	...	...	...	...	...	...	...	...	...	...	1	...	...	1	17.86	17.86	
	477	9	...	...	...	1	...	3	3	1	1	...	2	...	3	3	26	18.87	35.64	
Agra	123	2	...	...	...	...	1	...	...	1	...	...	...	...	...	...	4	16.26	16.26	
Morar	115	...	...	...	...	...	1	...	...	...	...	...	...	...	...	...	1	8.70	8.70	
Gwalior Citadel	26	...	...	...	...	...	...	...	...	...	...	...	2	...	...	...	2	76.92	76.92	
Jhansi	41	...	...	...	...	...	1	...	...	...	...	...	...	...	...	...	1	24.39	24.39	
Nowgong	23	1	...	...	...	...	...	...	...	...	...	1	...	2	...	...	4	43.48	173.91	
Saugor	39	...	...	...	...	...	...	...	...	...	...	...	...	...	...	...	1	33.33	33.33	
Jubbulpore	53	...	...	...	...	1	...	1	...	...	...	...	...	...	...	...	2	37.74	37.74	
	412	3	...	...	...	1	3	2	...	...	1	1	...	2	2	...	15	7.28	29.13	
Umballa	165	1	...	2	...	1	...	...	...	...	...	...	...	...	...	...	4	6.06	18.18	
Phillour (5 months)	4	...	...	...	...	1	...	...	...	...	...	...	...	...	...	...	1	...	...	
Jullundur	120	2	...	1	...	2	...	...	...	2	...	...	...	1	...	...	8	16.67	66.67	
Ferozepore	139	...	...	...	...	...	...	2	1	1	2	...	...	...	...	...	6	43.17	43.17	
Mooltan	109	...	...	...	...	2	...	...	...	...	...	...	...	...	...	...	2	18.35	18.35	
Sealkote	127	...	...	...	...	...	...	...	...	...	...	...	...	...	...	...	...	...	...	
Umritsar	20	...	...	...	...	...	...	...	...	...	...	...	...	...	...	...	...	...	...	
Fort Lahore	2	...	...	...	...	...	...	...	...	...	...	...	...	...	...	...	...	...	...	
Mecan Meer	159	8	...	...	1	1	...	1	1	...	1	...	1	...	...	...	15	53.33	46.67	
Rawalpindie	156	1	...	2	...	2	...	1	...	2	...	1	...	2	...	...	11	6.41	64.10	
Campbellpore	19	...	...	...	...	...	...	...	...	...	...	...	...	1	...	...	1	52.63	52.63	
Attock	11	...	...	...	...	...	...	...	...	1	...	...	...	...	...	...	...	90.90	90.90	
Nowshera	76	...	...	...	...	...	...	...	...	...	...	...	...	...	...	...	...	...	...	
Peshawar	361	6	1	...	4	...	1	...	...	2	...	2	...	1	2	...	19	36.58	79.27	
Cherat (7 months)	55	...	...	...	...	...	...	...	...	...	...	...	...	...	...	...	...	...	...	
	1,294	18	1	5	1	13	...	4	3	2	9	...	4	...	6	2	68	13.91	38.64	
Darjeeling	17	...	...	...	...	...	...	...	...	...	...	...	...	...	...	...	...	...	...	
Nynee Tal	32	...	...	...	...	...	...	...	...	...	...	...	1	...	...	...	1	31.25	31.25	
Landour	15	...	...	...	...	...	...	...	...	...	...	...	...	...	...	...	1	66.67	66.67	
Raneekhet	38	...	...	...	...	...	...	1	1	...	...	...	1	...	2	...	5	131.58	131.58	
Chuckrata	84	1	...	...	...	...	...	...	1	1	...	...	...	...	...	...	3	11.90	23.81	
Kussowlie	75	1	...	...	...	...	...	...	1	...	...	...	...	...	...	...	2	13.33	13.33	
Dugshaie (10 months)	98	4	...	...	...	...	...	...	...	...	...	...	1	...	...	...	5	40.82	16.29	
Subathoo	76	2	...	...	1	...	...	...	...	1	1	...	...	...	...	...	6	26.32	39.47	
Jutogh	14	...	...	...	...	...	...	1	...	...	...	...	...	...	...	...	1	71.43	71.43	
Dhumsalla	...	...	...	...	...	...	...	...	...	...	...	...	...	...	...	...	...	...	...	
Dalhousie	3	...	...	...	...	...	...	...	...	...	...	...	...	...	...	...	...	...	...	
Murree Hills (6 months)	12	...	...	...	...	...	...	...	...	...	...	...	...	...	...	...	...	...	...	
Murree (7 months)	92	2	...	...	...	...	...	...	...	...	...	...	...	...	...	...	2	21.74	...	
	502	10	...	...	1	...	...	2	3	2	1	1	1	2	...	2	25	19.92	29.88	
BENGAL PRESIDENCY	3,838	61	1	5	1	18	4	17	12	6	16	2	7	7	13	7	177	15.89	39.23	



STATIONS.	Average Strength for the period of observation.	CAUSES OF DEATHS.													Total Deaths of the Year.	DIED PER 1,000 OF STRENGTH.				
		Cholera.	Smallpox.	Enteric Fever.	Intermittent Fevers.	Remittent and Continued Fevers.	Heat Apoplexy.	Dysentery.	Diarrhoea.	Hepatitis.	Phthisis Pulmonalis.	Respiratory Diseases.	Heart Diseases.	Atrophy and Anæmia.		Childbirth and Abortion.	All other Causes.	A. Cholera.	B. All other Causes.	C. All Causes.
Women on the march, Bombay Presidency Deolallee Depôt, Bombay Troops Poona Depôt Colaba Depôt	    	    	    	    	    	    	    	    	    	    	    	    	    	    	    	    	    	    	    	
Women on the march, Madras Presidency Poonamallee and Presidency Depôts Deolallee Depôt, Madras Troops Poona and Bombay Depôts	    	    	    	    	    	    	    	    	    	    	    	    	    	    	    	    	    	    	    	
Nasrabad Nasrabad Indore Mhow Dera Ahmedabad and Baroda Kurrachee and Ghizree Hyderabad Aden	         	         	         	         	         	         	         	         	         	         	         	         	         	         	         	         	         	         	         	
Bombay Asserghur Ahmednuggur Poona and Kirkee Sattara Belgaum	      	      	      	      	      	      	      	      	      	      	      	      	      	      	      	      	      	      	      	
Secunderabad Kamptee	  	  	  	  	  	  	  	  	  	  	  	  	  	  	  	  	  	  	  	
Bellary Bangalore Cannanore Mallapooram Calicut Trichinopoly St. Thomas' Mount Madras	        	        	        	        	        	        	        	        	        	        	        	        	        	        	        	        	        	        	        	
Rangoon Toungoo Thayetmye Port Blair	    	    	    	    	    	    	    	    	    	    	    	    	    	    	    	    	    	    	    	
Taraghar Mount Abou Poorandhar	   	   	   	   	   	   	   	   	   	   	   	   	   	   	   	   	   	   	   	
Ramandroog Wellington	  	  	  	  	  	  	  	  	  	  	  	  	  	  	  	  	  	  	  	
Army of Bengal	3,838	61	1	5	1	18	4	17	12	6	16	2	7	7	13	7	177	15.89	30.23	46.12
Army of Madras	1,495			1		2	2	2	2		7			2	2	2	22		14.72	14.72
Army of Bombay	1,317	9	1	1		3	5	3	6	3	5		3		3	2	44	6.83	26.58	33.41
Army of India	6,650	70	2	7	1	23	11	22	20	9	28	2	10	9	18	11	243	16.53	26.01	36.54



# WOMEN AND CHILDREN OF EUROPEAN REGIMENTS, 1872.

## X.

TABLE showing the DISTRIBUTION by STATIONS of the DEATHS of the CHILDREN of EUROPEAN REGIMENTS.

STATIONS.	Average Strength for the period of observation.	CAUSES OF DEATHS.																			Total Deaths of the Year.	DIED PER 1,000 OF STRENGTH.			
		Cholera.	Smallpox.	Measles.	Whooping Cough.	Scarlet Fever.	Euteric Fever.	Intermittent Fever.	Remittent and Continued Fever.	Heat Apoplexy.	Dentition.	Convulsions.	Meningitis and Hydrocephalus.	Tuberc Mesenterica.	Phthisis Pulmonalis.	Dysentery.	Diarrhœa.	Anæmia and Atrophy.	Bronchitis and Pneumonia.	Croup and Diphtheria.		All other Causes.	A. Cholera.	B. All other Causes.	C. All Causes.
Deolalee Depôt, Bengal Troops... Children on the march	...	...	...	...	...	...	...	...	...	1	2	...	2	...	1	2	2	2	2	1	1	1	...	...	...
Fort William	107	...	...	...	...	...	...	1	...	...	...	...	...	...	...	...	1	5	1	1	9	...	84.11	84.11	
Dum-Dum	118	1	...	...	...	...	...	...	...	1	4	...	1	...	2	1	2	...	...	...	12	8.48	93.22	101.70	
Barrackpore	110	...	...	...	...	...	...	1	...	...	...	...	...	...	2	...	...	...	1	...	6	...	54.54	54.54	
	335	1	...	...	...	...	...	2	...	1	4	...	1	...	4	1	5	5	2	1	27	2.99	77.61	80.60	
Hazareebangh	149	...	...	...	...	...	...	2	...	...	1	4	1	...	...	6	1	1	1	1	18	...	120.81	120.81	
Dinapore	193	...	...	...	...	...	...	...	...	...	4	...	...	1	...	...	1	1	...	2	9	...	46.63	46.63	
Binares	110	...	...	...	...	...	...	1	...	...	...	1	...	...	...	4	...	2	...	...	8	...	72.73	72.73	
Chunar	4	...	...	...	...	...	...	...	...	...	...	...	...	...	...	...	...	...	...	...	...	...	...	...	
Fyzabad	142	13	1	...	...	...	...	3	...	7	...	...	...	...	2	3	...	...	...	3	32	91.55	133.80	225.35	
Lucknow	477	4	1	...	...	...	...	...	...	1	7	4	2	1	4	10	4	1	...	2	41	8.38	77.57	85.95	
Sectapore	113	...	...	...	...	...	...	...	...	2	1	...	...	...	1	1	2	...	1	2	10	...	88.50	88.50	
Puttebghur (8 months)	38	4	...	...	...	...	...	...	...	3	...	...	...	...	...	...	...	...	...	...	7	105.26	78.95	184.21	
Cawnpore	163	1	...	...	...	...	...	1	...	6	...	...	1	...	...	4	2	...	...	...	15	9.71	135.92	145.63	
Allahabad	269	8	...	...	...	...	...	1	2	5	8	...	1	...	...	3	1	...	1	...	30	39.77	74.61	115.38	
	1,577	30	2	...	...	...	...	1	9	...	18	27	9	5	2	7	31	11	5	3	10	170	19.02	88.78	107.80
Shahjehanpore	73	2	...	...	...	...	...	...	...	...	1	...	...	...	...	1	1	...	...	...	5	27.40	41.10	68.50	
Bareilly	114	...	2	...	...	...	...	...	...	...	2	...	...	1	...	1	2	...	...	...	8	...	70.18	70.18	
Moradabad (10 months)	25	...	...	...	...	...	...	...	...	...	...	...	...	...	...	...	...	...	...	...	1	...	40.00	40.00	
Roorkee	62	...	...	...	...	...	...	1	...	2	2	...	...	1	...	2	1	2	...	2	14	...	225.81	225.81	
Meerut	351	10	...	...	1	...	1	...	7	...	8	8	...	3	...	1	14	3	1	1	69	28.49	139.60	168.09	
Delhi	116	...	...	...	...	...	...	2	...	...	1	...	...	1	...	1	3	...	...	...	8	...	68.97	68.97	
Muttra (10 months)	110	...	...	...	...	...	...	...	...	4	1	...	...	1	...	...	...	...	...	...	6	...	54.55	54.55	
	829	12	2	1	...	1	...	11	...	14	15	...	7	...	3	21	7	3	1	3	101	14.48	107.35	121.83	
Agra	162	3	...	...	...	...	...	...	...	3	...	1	...	...	1	5	1	2	...	...	16	18.52	80.24	98.76	
Morar	218	...	...	...	...	...	...	...	...	4	...	1	...	1	...	3	2	...	...	6	18	...	82.57	82.57	
Gwalior Citadel	45	...	...	...	...	...	...	...	...	...	...	...	...	...	...	...	...	...	...	...	...	...	...	...	
Jhansi	77	...	...	...	...	...	...	...	...	1	1	...	...	...	...	...	2	1	...	...	5	...	64.94	64.94	
Nowgong	39	...	...	...	...	...	...	...	...	1	1	...	...	...	...	...	...	...	...	...	2	...	51.28	51.28	
Saugor	57	...	...	...	...	...	...	1	...	...	1	1	...	...	...	1	...	...	...	...	4	...	70.18	70.18	
Jubbulpore	100	...	...	...	...	...	...	...	...	3	2	...	...	...	...	4	...	...	...	...	9	...	90.00	90.00	
	698	3	...	...	...	...	...	1	...	...	12	5	3	1	...	2	13	5	3	...	6	64	4.30	73.06	77.36
Unbala	213	...	...	...	...	...	...	3	1	1	4	...	1	...	...	11	5	4	...	...	30	...	140.85	140.85	
Phillour (3 months)	3	...	...	...	...	...	...	...	...	...	...	...	...	...	...	...	...	...	...	...	...	...	...	...	
Jullundur	158	4	...	...	...	...	...	1	...	3	6	1	3	...	1	9	8	1	...	...	37	25.32	208.86	234.18	
Ferozepore	226	...	2	...	...	...	...	...	...	...	1	1	...	...	...	13	1	1	...	...	19	...	84.07	84.07	
Mooltan	185	...	4	...	...	...	...	3	...	2	2	...	...	...	4	3	1	1	1	19	...	102.70	102.70		
Sealkote	276	...	2	...	...	...	...	3	...	4	2	...	2	...	...	...	1	1	...	...	15	...	54.35	54.35	
Unrisour	27	...	...	...	...	...	...	...	...	...	2	...	...	...	...	1	...	...	...	...	3	...	111.11	111.11	
Fort Lahore	3	...	...	...	...	...	...	...	...	...	...	...	1	...	...	...	...	...	...	...	1	...	...	...	
Meeran Meer	233	27	...	...	...	...	...	...	...	2	11	...	3	...	...	8	8	3	2	1	65	115.88	163.12	279.00	
Rawalpindoe	224	...	...	...	...	...	...	5	...	2	2	...	3	...	...	8	3	2	1	...	26	...	116.07	116.07	
Campbellpore	39	...	...	...	...	...	...	...	...	...	...	...	...	...	...	...	...	...	...	...	...	...	...	...	
Attock	18	...	...	...	...	...	...	...	...	1	...	...	...	...	...	...	1	...	1	...	3	...	160.67	160.67	
Nowshera	112	1	...	...	...	...	...	1	...	...	...	...	...	...	1	3	2	1	...	...	11	...	98.21	98.21	
Peshawar	265	12	...	...	...	...	...	12	1	1	6	2	...	...	1	2	9	1	1	1	49	45.28	139.63	184.91	
Cherat (7 months)	115	...	...	...	...	...	...	1	...	...	1	...	...	...	...	1	4	...	...	...	7	...	60.87	60.87	
	2,041	43	1	8	...	2	...	29	2	14	37	4	13	...	3	60	45	14	7	3	285	21.07	118.57	139.64	
Darjeeling	35	...	...	...	...	...	...	...	...	...	1	...	...	...	...	...	...	...	...	...	1	...	28.57	28.57	
Nynee Tal	63	...	...	...	...	...	...	1	...	...	...	...	...	...	...	1	5	...	...	1	8	...	127.00	127.00	
Landour	41	...	3	...	...	...	...	...	...	...	...	...	...	...	...	...	1	1	...	...	5	...	121.95	121.95	
Raneekhet	71	...	...	...	...	...	...	...	...	...	...	...	...	...	...	3	1	...	...	...	4	...	51.65	51.65	
Chuckrata	155	...	...	...	...	...	...	...	...	1	...	1	1	...	...	3	3	...	...	...	9	...	58.06	58.06	
Kussowlie	145	12	...	...	...	...	...	...	...	1	1	1	...	...	...	2	2	2	...	1	21	82.76	62.07	144.83	
Dugdhase (10 months)	176	4	...	...	...	...	...	...	...	1	1	1	...	...	...	1	1	...	...	...	9	22.73	28.41	51.14	
Subathoo (10 months)	189	1	...	...	1	...	...	...	...	2	1	...	...	...	6	1	1	1	2	...	16	6.71	100.67	107.38	
Jutogh	14	...	...	...	...	...	...	...	...	...	...	...	...	...	...	...	...	...	...	...	...	...	...	...	
Dharmasalla	...	...	...	...	...	...	...	...	...	...	...	...	...	...	...	...	...	...	...	...	...	...	...	...	
Dalhousie	3	...	...	...	...	...	...	...	...	...	1	...	...	...	...	...	...	...	...	...	1	...	...	...	
Murree Hills (6 months)	16	...	...	...	...	...	...	...	...	...	...	...	...	...	...	...	...	...	...	...	...	...	...	...	
Murree (7 months)	195	3	...	...	...	2	...	...	...	2	...	...	...	...	...	4	...	...	...	3	14	15.31	56.12	71.43	
	944	20	3	1	2	...	...	1	...	6	5	3	1	...	6	15	11	7	2	5	88	21.19	72.03	93.22	
BENGAL PRESIDENCY	6,560	109	3	13	2	4	1	2	53	2	66	95	19	30	2	28	143	86	39	17	30	741	16.61	96.34	112.95



STATIONS.	Average Strength for the period of observation.	CAUSES OF DEATHS.																			Total Deaths of the Year.	DIED PER 1,000 OF STRENGTH.					
		Cholera.	Smallpox.	Measles.	Whooping Cough.	Scarlet Fever.	Enteric Fever.	Intermittent Fevers.	Remittent and Continued Fevers.	Heat Apoplexy.	Dentition.	Convulsions.	Menigitis and Hydrocephalus.	Tubercular.	Pulmonary.	Dysentery.	Diarrhoea.	Anæmia and Atrophy.	Bronchitis and Pneumonia.	Croup and Diphtheria.		All other Causes.	A. Cholera.	B. All other Causes.	C. All Causes.		
Children on the march, Bombay Presidency	...	...	...	...	...	...	...	...	...	...	...	...	...	...	...	...	...	1	1	...	...	2	...	...	...		
Deolalee Depot, Bombay Troops	...	...	...	...	...	...	...	...	...	...	...	...	...	...	...	...	...	1	...	...	...	3	...	...	...		
Poona Depot	...	...	...	...	...	...	...	...	...	...	...	...	...	...	...	...	...	...	...	...	1	...	...	...			
Colaba Depot	...	...	...	...	...	...	...	...	...	...	...	...	...	...	...	...	...	...	...	...	...	4	...	...	...		
Children on the march, Madras Presidency	...	...	...	3	...	...	...	...	...	...	...	...	...	...	...	...	...	1	1	...	...	6	...	...	...		
Poonamallee and Presidency Depots	79	...	...	...	...	...	...	...	...	...	1	1	...	...	...	...	...	...	...	...	1	3	...	...			
Deolalee Depot, Madras Troops	...	...	...	...	...	...	...	...	...	...	...	...	...	...	...	...	...	1	...	...	...	1	...	...			
Poona and Bombay Depots	...	...	...	3	...	...	...	...	...	...	...	...	...	...	...	...	...	...	...	...	...	3	...	...			
Nusseershad	169	...	...	2	...	...	...	1	2	...	...	...	4	...	...	...	15	3	1	...	1	29	...	171.60	171.60		
Neemuch	55	...	...	...	...	...	...	...	1	...	...	...	...	...	...	...	3	...	1	...	...	7	...	36.36	90.91		
Indore	8	...	...	...	...	...	...	...	...	...	...	...	...	...	...	...	...	...	...	...	...	...	...	...	127.27		
Mhow	356	...	...	...	...	...	...	4	5	...	...	...	...	...	...	...	...	2	8	...	...	40	...	92.70	112.36		
Dessa	275	...	...	1	...	...	...	1	1	...	...	...	...	...	...	...	...	1	8	4	...	25	...	90.91	90.91		
Ahmedabad and Baroda	63	...	...	...	...	...	...	...	...	...	...	...	1	1	...	...	...	...	...	...	...	2	...	31.75	31.75		
Kurrachee and Ghizree	172	...	...	...	...	...	...	...	...	...	...	...	1	...	...	...	...	2	4	2	1	16	...	87.21	87.21		
Hyderabad	47	...	...	...	...	...	...	...	...	...	...	...	...	...	...	...	...	...	...	...	...	3	...	63.83	63.83		
Aden	122	...	...	...	...	...	...	...	1	...	...	...	...	...	...	...	...	...	...	...	...	16	...	131.15	131.15		
	1,267	9	...	2	1	...	...	1	7	9	...	9	23	3	5	...	6	34	19	3	1	5	137	710	16103	16813	
Bombay	90	...	...	...	...	...	...	...	...	...	...	...	...	...	...	...	...	1	...	...	...	1	...	...	11.11	11.11	
Amberghur	6	...	...	...	...	...	...	...	...	...	...	...	1	...	...	...	...	...	...	...	...	...	...	...	...	...	
Ahmednuggur	148	...	...	3	...	...	...	1	...	...	...	...	...	...	...	...	...	...	1	1	...	3	...	...	67.57	67.57	
Poona and Kirkee	433	...	...	1	...	...	...	1	...	...	...	1	13	6	...	...	...	1	5	9	3	6	...	...	125.40	125.40	
Sattara	19	...	...	...	...	...	...	...	...	...	...	...	2	...	...	...	...	...	...	...	...	2	...	...	105.26	105.26	
Belgaum	267	...	...	...	...	...	...	...	...	...	...	1	...	1	...	...	...	2	3	1	...	9	...	...	43.48	43.48	
Secunderabad	541	...	...	...	...	...	...	2	...	2	...	4	18	2	...	...	...	1	3	12	4	1	52	...	96.12	96.12	
Kamptee	255	...	...	...	...	...	...	...	8	...	...	...	3	...	...	...	...	...	2	6	...	2	...	...	125.49	125.49	
	1,669	...	2	4	...	2	2	1	11	...	1	7	37	8	10	1	8	27	20	6	...	13	169	...	9417	9417	
Bellary	144	...	...	...	...	...	...	...	...	...	2	3	...	...	...	...	1	3	...	2	1	...	12	...	83.33	83.33	
Bangalore	491	...	...	...	...	...	...	1	...	...	...	...	...	...	...	...	...	...	2	4	...	4	...	...	48.88	48.88	
Cannanore	142	...	...	...	...	...	...	...	...	...	...	...	...	...	...	...	...	...	...	...	...	...	...	...	56.34	56.34	
Mallapooram	16	...	...	...	...	...	...	...	...	...	...	...	...	...	...	...	...	...	...	...	...	...	...	...	62.50	62.50	
Calicut	18	...	...	...	...	...	...	...	...	...	...	...	...	...	...	...	...	...	...	...	...	...	...	...	111.11	111.11	
Trichinopoly	75	...	...	...	...	...	...	...	...	...	...	...	...	...	...	...	...	...	...	...	...	...	...	...	13.33	13.33	
St. Thomas' Mount	161	...	...	...	...	...	...	...	...	...	...	...	...	...	...	...	...	...	1	...	...	...	...	...	18.63	18.63	
Madras	184	...	...	...	...	...	...	...	...	...	...	...	...	...	...	...	...	...	...	...	...	...	...	...	38.04	38.04	
	1,231	...	1	...	...	...	...	1	...	1	...	6	11	5	1	...	3	6	8	8	1	6	58	...	47.12	47.12	
Rangoon	248	...	...	...	...	...	...	...	...	...	1	3	...	...	...	...	...	6	...	...	6*	1	17	...	68.55	68.55	
Toungoo	190	...	...	...	...	...	...	...	...	...	...	...	...	...	...	...	...	...	1	...	1	...	...	...	59.00	59.00	
Thayetmyo	143	...	...	...	...	...	...	...	...	...	...	...	...	...	...	...	...	...	...	...	...	...	...	...	48.95	48.95	
Port Blair	2	...	...	...	...	...	...	...	...	...	...	...	...	...	...	...	...	...	...	...	...	...	...	...	...	...	
	493	...	...	...	...	...	...	...	...	...	3	3	1	...	...	...	...	1	8	2	1	8	2	29	...	58.82	58.82
Taraghur (Ajmere)	...	...	...	...	...	...	...	...	...	...	...	...	...	...	...	...	...	...	...	...	...	...	...	...	...	...	
Mount Abo	40	...	...	...	...	...	...	...	...	...	...	...	...	...	...	...	...	...	...	...	...	...	...	...	...	50.00	50.00
Poorundhar	11	...	...	...	...	...	...	...	...	...	...	...	...	...	...	...	...	...	...	...	...	...	...	...	...	...	
Ramandroog	17	...	...	...	...	...	...	...	...	...	...	...	...	...	...	...	...	...	...	...	...	...	...	...	...	...	
Wellington	122	...	...	2	...	...	...	...	2	...	...	...	...	...	...	...	...	...	1	1	1	...	7	...	...	57.38	57.38
	190	...	...	2	...	...	...	...	2	...	...	...	...	...	...	...	...	2	2	1	...	...	9	...	...	47.37	47.37
Army of Bengal	6,560	169	3	13	2	4	1	2	52	2	66	95	19	30	2	26	143	86	39	17	39	741	1661	9634	11295		
Army of Madras	2,794	...	2	8	...	1	3	...	13	1	14	37	8	5	1	9	34	21	13	9	12	191	...	...	6836	6836	
Army of Bombay	2,303	9	1	6	1	1	1	8	11	...	12	39	11	11	...	9	45	34	8	1	15	223	394	9292	9683		
Army of India	11,657	118	6	27	3	6	5	10	76	3	92	171	38	46	3	44	222	141	69	27	67	1,155	1912	8896	9908		

\* Of these, four were cases of Diphtheria landed from the Overland Troopship "Malabar."



# WOMEN AND CHILDREN OF EUROPEAN REGIMENTS, 1872.

## XI.

TABLE showing the DISTRIBUTION by STATIONS of the CHOLERA of the WOMEN of EUROPEAN REGIMENTS.

STATIONS.	Average Strength for the period of observation.	NUMBER OF ADMISSIONS FROM CHOLERA IN EACH MONTH.												Total Admissions of the Year.	Deaths of the Year.	Death-rate per 1,000 of Strength.
		Jan.	Feb.	Mar.	April.	May.	June.	July.	Aug.	Sept.	Oct.	Nov.	Dec.			
Deolalee Depot, Bengal Troops	...	...	...	...	...	...	...	...	...	...	...	...	...	...	...	...
Women on the march	...	...	...	...	...	...	...	...	...	...	...	...	...	...	...	...
Fort William	77	...	...	...	...	...	...	...	...	...	...	...	...	...	...	...
Dum-Dum	62	...	...	...	...	...	...	...	...	...	...	...	...	...	...	...
Barrackpore	51	...	...	...	...	...	...	...	...	...	...	...	...	...	...	...
	190	...	...	...	...	...	...	...	...	...	...	...	...	...	...	...
Hazareebaugh	92	...	...	...	...	...	...	...	...	...	...	...	...	...	...	...
Dinapore	101	...	...	...	...	...	...	...	...	...	...	...	...	...	...	...
Benares	58	...	...	...	...	...	...	1	...	...	...	...	...	1	1	...
Chunar	3	...	...	...	...	...	...	...	...	...	...	...	...	...	...	...
Fyzabad	86	...	...	...	...	...	...	2	2	5	...	...	...	7	5	...
Lucknow	274	...	...	...	...	...	...	2	5	5	...	...	...	12	8	...
Seetapore	60	...	...	...	...	...	...	...	...	...	...	...	...	...	...	...
Putteghur (8 months)	19	...	...	...	...	...	...	...	1	...	...	...	...	1	2	...
Cawnpore	72	...	...	...	...	5	...	...	...	...	...	...	...	5	2	...
Allahabad	130	...	...	1	1	1	...	...	4	...	...	...	...	7	5	...
	590	...	...	1	1	6	...	3	12	10	...	...	...	33	21	23.60
Shahjehanpore	50	...	...	...	...	...	...	...	2	1	...	...	...	3	2	...
Bareilly	67	...	...	...	...	...	...	...	...	...	...	...	...	...	...	...
Moradabad (10 months)	19	...	...	...	...	...	...	...	...	...	...	...	...	...	...	...
Roorkee	47	...	...	...	...	...	...	...	...	2	...	...	...	2	1	...
Meerut	187	...	...	...	...	...	...	...	2	5	...	...	...	7	6	...
Delhi	64	...	...	...	...	...	...	...	...	...	...	...	...	...	...	...
Muttra (10 months)	56	...	...	...	...	...	...	...	...	...	...	...	...	...	...	...
	477	...	...	...	...	...	...	...	4	8	...	...	...	12	9	18.87
Agra	123	...	...	...	...	1	...	...	...	1	...	...	...	2	2	...
Morar	115	...	...	...	...	...	...	...	...	...	...	...	...	...	...	...
Gwalior Citadel	26	...	...	...	...	...	...	...	...	...	...	...	...	...	...	...
Jhansi	41	...	...	...	...	...	...	...	...	...	...	...	...	...	...	...
Nongong	23	...	...	...	...	...	...	...	...	1	...	...	...	1	1	...
Saugor	30	...	...	...	...	...	...	...	...	...	...	...	...	...	...	...
Jubbulpore	53	...	...	...	...	...	...	...	...	...	...	...	...	...	...	...
	412	...	...	...	...	1	...	...	...	2	...	...	...	3	3	7.28
Umballa	165	...	...	...	...	...	...	...	...	1	...	...	...	1	1	...
Phillour (5 months)	4	...	...	...	...	...	...	...	...	...	...	...	...	...	...	...
Jullundur	120	...	...	...	...	...	...	...	1	2	...	...	...	3	2	...
Ferozepore	139	...	...	...	...	...	...	...	...	...	...	...	...	...	...	...
Mooltan	109	...	...	...	...	...	...	...	...	...	...	...	...	...	...	...
Sealkote	127	...	...	...	...	...	...	...	...	...	...	...	...	...	...	...
Umritsar	20	...	...	...	...	...	...	...	...	...	...	...	...	...	...	...
Fort Lahore	2	...	...	...	...	...	...	...	...	...	...	...	...	...	...	...
Moran Meer	150	...	...	...	...	...	...	...	14	...	...	...	...	14	8	...
Rawalpindie	156	...	...	...	...	...	...	...	...	1	...	...	...	1	1	...
Campbellpore	19	...	...	...	...	...	...	...	...	...	...	...	...	...	...	...
Attock	11	...	...	...	...	...	...	...	...	...	...	...	...	...	...	...
Nowshera	76	...	...	...	...	...	...	...	...	...	...	...	...	...	...	...
Peshawur	164	...	...	...	...	...	...	...	...	...	7	1	...	8	6	...
Cheerat (7 months)	55	...	...	...	...	...	...	...	...	...	...	...	...	...	...	...
	1,294	...	...	...	...	...	...	...	15	4	7	1	...	27	18	13.91
Darjeeling	17	...	...	...	...	...	...	...	...	...	...	...	...	...	...	...
Nynee Tal	32	...	...	...	...	...	...	...	...	...	...	...	...	...	...	...
Landsur	15	...	...	...	...	...	...	...	...	...	...	...	...	...	...	...
Raneekhet	38	...	...	...	...	...	...	...	...	...	...	...	...	...	...	...
Chuckrata	84	...	...	...	...	...	...	...	...	2	...	...	...	2	1	...
Kusowale	75	...	...	...	...	...	...	...	...	...	...	...	...	...	...	...
Dagshale (10 months)	98	...	...	...	...	...	...	...	3	6	...	...	...	3	1	...
Subathoo (10 months)	85	...	...	...	...	...	...	...	2	...	...	...	...	2	2	...
Jutogh	14	...	...	...	...	...	...	...	...	...	...	...	...	...	...	...
Kangra	...	...	...	...	...	...	...	...	...	...	...	...	...	...	...	...
Dharmasalla	...	...	...	...	...	...	...	...	...	...	...	...	...	...	...	...
Dalhousie	3	...	...	...	...	...	...	...	...	...	...	...	...	...	...	...
Murree Depot (7 months)	92	...	...	...	...	...	...	...	1	1	...	...	...	2	2	...
Murree Hills (6 months)	12	...	...	...	...	...	...	...	...	...	...	...	...	...	...	...
	502	...	...	...	...	...	...	...	5	7	3	...	...	15	10	19.92
BENGAL PRESIDENCY	3,838	...	...	1	1	7	...	8	38	27	7	1	...	90	61	15.89



STATIONS.	Average Strength for the period of observation.	NUMBER OF ADMISSIONS INTO HOSPITAL IN EACH MONTH.												Total Admissions of the Year.	Deaths of the Year.	Death-rate per 1,000 of Strength.
		Jan.	Feb.	Mar.	April.	May.	June.	July.	Aug.	Sept.	Oct.	Nov.	Dec.			
Women on the march, Bombay Presidency	...	...	...	...	...	...	...	...	...	...	...	...	...	...	...	...
Deolalee Depôt, Bombay Troops	...	...	...	...	...	...	...	...	...	...	...	...	...	...	...	...
Poona Depôt	...	...	...	...	...	...	...	...	...	...	...	...	...	...	...	...
Colaba Depôt	...	...	...	...	...	...	...	...	...	...	...	...	...	...	...	...
Women on the march, Madras Presidency	...	...	...	...	...	...	...	...	...	...	...	...	...	...	...	...
Poonamallee and Presidency Depôts	37	...	...	...	...	...	...	...	...	...	...	...	...	...	...	...
Deolalee Depôt, Madras Troops	...	...	...	...	...	...	...	...	...	...	...	...	...	...	...	...
Poona and Bombay Depôts	...	...	...	...	...	...	...	...	...	...	...	...	...	...	...	...
Nasseerabad	93	...	...	...	...	...	...	...	...	...	...	...	...	...	...	...
Necmunch	31	...	...	...	...	...	...	...	...	...	...	...	...	...	...	...
Indore	6	...	...	...	...	...	...	...	...	...	...	...	...	...	...	...
Mhow	185	...	...	...	1	5	...	...	...	...	...	...	...	6	6	...
Deesa	126	...	...	...	...	...	...	...	...	...	...	...	...	...	...	...
Ahmedabad and Baroda	28	...	...	...	...	...	...	...	...	...	...	...	...	...	...	...
Kurrachee and Ghisree	114	...	...	...	...	...	...	...	...	...	...	...	...	...	...	...
Hyderabad	31	...	...	...	...	...	...	...	...	...	...	...	...	...	...	...
Aden	71	...	...	...	...	...	...	...	...	...	...	...	...	...	...	...
	685	...	...	...	1	5	...	...	...	...	...	...	...	6	6	876
Bombay	57	...	...	...	...	...	...	...	...	...	...	...	...	...	...	...
Asseerghur	4	...	...	...	...	...	...	...	...	...	...	...	...	...	...	...
Ahmednuggur	90	...	...	...	...	...	...	...	...	...	...	...	...	...	...	...
Poona and Kirkee	288	...	...	...	...	...	...	2	1	...	...	...	...	3	3	...
Sattara	13	...	...	...	...	...	...	...	...	...	...	...	...	...	...	...
Belgaum	106	...	...	...	...	...	...	...	...	...	...	...	...	...	...	...
Secunderabad	290	...	...	1	...	...	...	...	...	...	...	...	...	1	...	...
Kamplce	106	...	...	...	...	...	...	...	...	...	...	...	...	...	...	...
	450	...	...	1	...	...	...	2	1	...	...	...	...	4	3	658
Bellary	92	...	...	...	...	...	...	...	...	...	...	...	...	...	...	...
Bangalore	261	...	...	...	...	...	...	...	...	...	...	...	...	...	...	...
Cannanore	85	...	...	...	...	...	...	...	...	...	...	...	...	...	...	...
Mallapooram	10	...	...	...	...	...	...	...	...	...	...	...	...	...	...	...
Calicut	10	...	...	...	...	...	...	...	...	...	...	...	...	...	...	...
Trichinopoly	37	...	...	...	...	...	...	...	...	...	...	...	...	...	...	...
St. Thomas' Mount	75	...	...	...	...	...	...	...	...	...	...	...	...	...	...	...
Madras	86	...	...	...	...	...	...	...	...	...	...	...	...	...	...	...
	656	...	...	...	...	...	...	...	...	...	...	...	...	...	...	...
Rangoon	121	...	...	...	...	...	...	...	...	...	...	...	...	...	...	...
Toungoo	60	...	...	...	...	...	...	...	...	...	...	...	...	...	...	...
Thayetmyo	77	...	...	...	...	...	...	...	...	...	...	...	...	...	...	...
Port Blair	1	...	...	...	...	...	...	...	...	...	...	...	...	...	...	...
	250	...	...	...	...	...	...	...	...	...	...	...	...	...	...	...
Mount Abo	23	...	...	...	...	...	...	...	...	...	...	...	...	...	...	...
Poorundhar	5	...	...	...	...	...	...	...	...	...	...	...	...	...	...	...
Ramandroog	7	...	...	...	...	...	...	...	...	...	...	...	...	...	...	...
Wellington	63	...	...	...	...	...	...	...	...	...	...	...	...	...	...	...
	88	...	...	...	...	...	...	...	...	...	...	...	...	...	...	...
Army of Bengal	3,838	...	...	1	1	7	...	8	38	27	7	1	...	90	61	1589
Army of Madras	1,495	...	...	1	...	...	...	...	...	...	...	...	...	1	...	...
Army of Bombay	1,317	...	...	...	1	5	...	2	1	...	...	...	...	9	9	683
Army of India	6,650	...	...	2	2	12	...	10	39	27	7	1	...	100	70	1053

# WOMEN AND CHILDREN OF EUROPEAN REGIMENTS, 1872.

## XII.

*TABLE showing the DISTRIBUTION by STATIONS of the CHOLERA of the CHILDREN of EUROPEAN REGIMENTS.*

STATIONS.	Average Strength for the period of observation.	NUMBER OF ADMISSIONS INTO HOSPITAL IN EACH MONTH.												Total Admissions of the Year.	Deaths of the Year.	Death-rate per 1,000 of Strength.
		Jan.	Feb.	Mar.	April.	May.	June.	July.	Aug.	Sept.	Oct.	Nov.	Dec.			
Doolah Depot, Bengal Troops	...	...	...	...	...	...	...	...	...	...	...	...	...	...	...	...
Children on the march	...	...	...	...	...	...	...	...	...	...	...	...	...	...	...	...
Fort William	107	...	...	...	...	...	...	...	...	...	...	...	...	...	...	...
Dum-Dum	118	...	...	...	...	...	...	...	...	...	...	1	...	1	...	...
Barrackpore	110	...	...	...	...	...	...	...	...	...	...	...	...	...	...	...
	335	...	...	...	...	...	...	...	...	...	...	1	...	1	...	2.99
Hazareebaugh	169	...	...	...	...	...	...	...	...	...	...	...	...	...	...	...
Dinapore	193	...	...	...	...	...	...	...	...	...	...	...	...	...	...	...
Benares	110	...	...	...	...	...	...	...	...	...	...	...	...	...	...	...
Chunar	4	...	...	...	...	...	...	...	...	...	...	...	...	...	...	...
Fyzabad	142	...	...	...	...	...	...	...	6	12	...	...	...	18	13	...
Lucknow	477	...	...	...	...	1	...	1	2	5	...	...	...	9	4	...
Sectapore	113	...	...	...	...	...	...	...	...	...	...	...	...	...	...	...
Fettehghur	38	...	...	...	...	...	...	...	2	2	...	...	...	4	4	...
Cawnpore	103	...	...	...	...	1	...	...	...	...	...	...	...	1	1	...
Allahabad	209	...	...	...	...	...	...	...	8	...	...	...	...	8	8	...
	1,577	...	...	...	...	2	...	1	18	19	...	...	...	40	30	19.02
Shahjehanpore	73	...	...	...	...	...	...	...	2	...	...	...	...	2	2	...
Bareilly	114	...	...	...	...	...	...	...	...	...	...	...	...	...	...	...
Moradabad	25	...	...	...	...	...	...	...	...	...	...	...	...	...	...	...
Roorkee	62	...	...	...	...	...	...	...	...	...	...	...	...	...	...	...
Meerut	351	...	...	...	...	...	...	...	4	6	...	...	...	10	10	...
Delhi	116	...	...	...	...	...	...	...	...	...	...	...	...	...	...	...
Muttra	110	...	...	...	...	...	...	...	...	...	...	...	...	...	...	...
	829	...	...	...	...	...	...	...	6	6	...	...	...	12	12	14.48
Agra	162	...	...	...	...	4	...	...	...	...	...	...	...	4	3	...
Morar	218	...	...	...	...	...	...	...	...	...	...	...	...	...	...	...
Gwalior Citadel	45	...	...	...	...	...	...	...	...	...	...	...	...	...	...	...
Jhansi	77	...	...	...	...	...	...	...	...	...	...	...	...	...	...	...
Nowgong	39	...	...	...	...	...	...	...	...	...	...	...	...	...	...	...
Saugor	57	...	...	...	...	...	...	...	...	...	...	...	...	...	...	...
Jubbulpore	109	...	...	...	...	...	...	...	...	...	...	...	...	...	...	...
	698	...	...	...	...	4	...	...	...	...	...	...	...	4	3	4.30
Umballa	213	...	...	...	...	...	...	...	...	...	...	...	...	...	...	...
Phillour	3	...	...	...	...	...	...	...	...	...	...	...	...	...	...	...
Jullundur	158	...	...	...	...	...	...	...	1	1	2	...	...	4	4	...
Ferozepore	226	...	...	...	...	...	...	...	...	...	...	...	...	...	...	...
Mooltan	185	...	...	...	...	...	...	...	...	...	...	...	...	...	...	...
Sealkote	276	...	...	...	...	...	...	...	...	...	...	...	...	...	...	...
Umritsur	27	...	...	...	...	...	...	...	...	...	...	...	...	...	...	...
Fort Lahore	3	...	...	...	...	...	...	...	...	...	...	...	...	...	...	...
Meean Meer	283	...	...	...	...	...	...	...	30	...	...	...	...	36	27	...
Rawalpindoe	224	...	...	...	...	...	...	...	...	...	...	...	...	...	...	...
Campbellpore	30	...	...	...	...	...	...	...	...	...	...	...	...	...	...	...
Attock	18	...	...	...	...	...	...	...	...	...	...	...	...	...	...	...
Nowshera	112	...	...	...	...	...	...	...	...	...	...	...	...	...	...	...
Peshawar	265	...	...	...	...	...	...	...	...	...	16	1	...	17	12	...
Cherat	215	...	...	...	...	...	...	...	...	...	...	...	...	...	...	...
	2,041	...	...	...	...	...	...	...	37	1	18	1	...	57	43	21.07
Darjeeling	35	...	...	...	...	...	...	...	...	...	...	...	...	...	...	...
Nynce Tal	43	...	...	...	...	...	...	...	...	...	...	...	...	...	...	...
Landour	41	...	...	...	...	...	...	...	...	...	...	...	...	...	...	...
Raneekhet	74	...	...	...	...	...	...	...	...	...	...	...	...	...	...	...
Chuckrata	155	...	...	...	...	...	...	...	...	...	...	...	...	...	...	...
Kumoolie	145	...	...	...	...	...	...	11	6	1	...	...	...	18	12	...
Dagshale	176	...	...	...	...	...	...	...	5	...	...	...	...	5	4	...
Subathoo	149	...	...	...	...	...	...	1	...	...	...	...	...	1	1	...
Jutogh	14	...	...	...	...	...	...	...	...	...	...	...	...	...	...	...
Kangra	...	...	...	...	...	...	...	...	...	...	...	...	...	...	...	...
Dharmasalla	...	...	...	...	...	...	...	...	...	...	...	...	...	...	...	...
Dalhoosie	3	...	...	...	...	...	...	...	...	...	...	...	...	...	...	...
Murree Depot	196	...	...	...	...	...	...	...	1	4	...	...	...	5	3	...
Murree Hills	16	...	...	...	...	...	...	...	...	...	...	...	...	...	...	...
	944	...	...	...	...	...	...	12	12	5	...	...	...	29	20	21.19
BENGAL PRESIDENCY	6,500	...	...	...	...	6	...	13	73	31	18	2	...	143	109	16.81



STATIONS.	Average Strength for the period of observation.	NUMBER OF ADMISSIONS FROM CHOLERA IN EACH MONTH.												Total Admissions of the Year.	Deaths of the Year.	Death-rate per 1,000 of Strength.
		Jan.	Feb.	Mar.	April.	May.	June.	July.	Aug.	Sept.	Oct.	Nov.	Dec.			
Children on the march, Bombay Presidency	...	...	...	...	...	...	...	...	...	...	...	...	...	...	...	...
Deolalee Depôt, Bombay Troops	...	...	...	...	...	...	...	...	...	...	...	...	...	...	...	...
Poona Depôt	...	...	...	...	...	...	...	...	...	...	...	...	...	...	...	...
Colaba Depôt	...	...	...	...	...	...	...	...	...	...	...	...	...	...	...	...
Children on the march, Madras Presidency	...	...	...	...	...	...	...	...	...	...	...	...	...	...	...	...
Poona and Presidency Depôt	79	...	...	...	...	...	...	...	...	...	...	...	...	...	...	...
Deolalee Depôt, Madras Troops	...	...	...	...	...	...	...	...	...	...	...	...	...	...	...	...
Poona and Bombay Depôts	...	...	...	...	...	...	...	...	...	...	...	...	...	...	...	...
Numeerabad	169	...	...	...	...	...	...	...	...	...	...	...	...	...	...	...
Neemuch	55	...	...	...	...	...	...	...	...	...	...	...	...	...	...	...
Indore	8	...	...	...	...	...	...	...	...	...	...	...	...	...	...	...
Mhow	356	...	...	...	...	...	...	...	...	...	...	...	...	...	...	...
Deesa	275	...	...	...	...	...	...	...	...	...	...	...	...	...	...	...
Ahmedabad and Baroda	63	...	...	...	...	...	...	...	...	...	...	...	...	...	...	...
Kurrachee and Ghizee	172	...	...	...	...	...	...	...	...	...	...	...	...	...	...	...
Hyderabad	47	...	...	...	...	...	...	...	...	...	...	...	...	...	...	...
Aden	122	...	...	...	...	...	...	...	...	...	...	...	...	...	...	...
	1207	...	...	...	2	7	...	...	...	2	...	...	...	11	9	7.10
Bombay	90	...	...	...	...	...	...	...	...	...	...	...	...	...	...	...
Asserghar	6	...	...	...	...	...	...	...	...	...	...	...	...	...	...	...
Ahmednagar	148	...	...	...	...	...	...	...	...	...	...	...	...	...	...	...
Poona and Kirkee	433	...	...	...	...	...	...	...	...	...	...	...	...	...	...	...
Sattara	19	...	...	...	...	...	...	...	...	...	...	...	...	...	...	...
Belgaum	207	...	...	...	...	...	...	...	...	...	...	...	...	...	...	...
Secunderabad	541	...	...	...	...	...	...	...	...	...	...	...	...	...	...	...
Kamptee	255	...	...	...	...	...	...	...	...	...	...	...	...	...	...	...
	1699	...	...	...	...	...	...	...	...	...	...	...	...	...	...	...
Bellary	144	...	...	...	...	...	...	...	...	...	...	...	...	...	...	...
Bangalore	401	...	...	...	...	...	...	...	...	...	...	...	...	...	...	...
Cannanore	142	...	...	...	...	...	...	...	...	...	...	...	...	...	...	...
Mallapostum	16	...	...	...	...	...	...	...	...	...	...	...	...	...	...	...
Calicut	18	...	...	...	...	...	...	...	...	...	...	...	...	...	...	...
Trichinopoly	75	...	...	...	...	...	...	...	...	...	...	...	...	...	...	...
Sa. Thomas' Mount	161	...	...	...	...	...	...	...	...	...	...	...	...	...	...	...
Madras	184	...	...	...	...	...	...	...	...	...	...	...	...	...	...	...
	1231	...	...	...	...	...	...	...	...	...	...	...	...	...	...	...
Rangoon	218	...	...	...	...	...	...	...	...	...	...	...	...	...	...	...
Toungoo	100	...	...	...	...	...	...	...	...	...	...	...	...	...	...	...
Thayetnayo	143	...	...	...	...	...	...	...	...	...	...	...	...	...	...	...
Port Blair	2	...	...	...	...	...	...	...	...	...	...	...	...	...	...	...
	463	...	...	...	...	...	...	...	...	...	...	...	...	...	...	...
Mount Aboe	40	...	...	...	...	...	...	...	...	...	...	...	...	...	...	...
Poorundroo	11	...	...	...	...	...	...	...	...	...	...	...	...	...	...	...
Ramandroog	17	...	...	...	...	...	...	...	...	...	...	...	...	...	...	...
Wellingtona	122	...	...	...	...	...	...	...	...	...	...	...	...	...	...	...
	190	...	...	...	...	...	...	...	...	...	...	...	...	...	...	...
Army of Bengal	6,560	...	...	...	...	6	...	13	73	31	18	2	...	143	109	16.61
Army of Madras	2,974	...	...	...	...	...	...	...	...	...	...	...	...	None	...	...
Army of Bombay	2,303	...	...	...	2	7	...	...	...	2	...	...	...	11	9	3.94
Army of India	11,857	...	...	...	2	13	...	13	73	31	18	2	...	154	118	10.12

# WOMEN AND CHILDREN OF EUROPEAN REGIMENTS, 1872.

## XIII.

DETAIL of the CAUSES of the ADMISSIONS and DEATHS of the WOMEN of EUROPEAN REGIMENTS.

CAUSES OF ADMISSIONS AND DEATHS.	BENGAL.		MADRAS.		BOMBAY.		ARMY OF INDIA.		RATIO PER 1,000 OF STRENGTH.	
	Admitted.	Died.	Admitted.	Died.	Admitted.	Died.	Admitted.	Died.	Admitted.	Died.
Dengue	353	...	94	...	264	1	651	1	97.9	...
Cholera	90	61	1	...	9	9	100	70	15.0	10.53
Smallpox	4	1	6	...	3	1	13	2	2.0	...
Chickenpox	1	...	1	...	1	...	3	...	...	...
Measles	2	...	1	...	7	...	10	...	...	...
Scarlatina	...	...	1	...	...	...	1	...	...	...
Mumps	...	...	2	...	1	...	3	...	...	...
Erysipelas	1	...	4	...	2	...	7	...	...	...
Enteric Fever	6	5	2	1	1	1	9	7	1.4	...
Intermittent Fevers	745	1	126	...	411	...	1,282	1	192.8	4.06
Remittent and Continued Fevers	647	18	124	2	122	3	803	23	134.3	...
Rheumatism	70	...	27	1	23	...	120	1	25.3	...
Secondary Syphilis	2	...	3	...	5	...	10	...	...	...
Scrofula	1	...	1	...	...	...	2	...	...	...
Morbus Coxæ	1	...	...	...	...	...	1	...	...	...
Phthisis Pulmonalis	45	16	16	7	17	5	78	28	11.7	4.21
Cancer	2	...	...	...	...	...	2	...	...	...
Anæmia	201	...	23	...	13	...	207	...	...	...
Anasarca	1	...	...	...	1	...	2	...	...	...
Apoplexy	11	4	2	2	6	5	10	11	2.9	1.65
Meningitis	1	...	...	...	...	...	1	...	...	...
Encephalitis	1	...	...	...	...	...	1	...	...	...
Paralysis	6	...	...	...	...	...	6	...	...	...
Epilepsy	9	2*	3	...	1	...	13	2	...	...
Chorea	...	...	...	...	...	...	...	...	...	...
Delirium Tremens	1	...	...	...	...	...	1	...	...	...
Neuralgia	35	...	3	...	10	...	48	...	...	...
Mania and Melancholia	4	...	...	...	...	...	4	...	...	...
Hysteria	21	...	7	...	5	...	33	...	5.0	...
Ophthalmia	206	...	104	...	37	...	437	...	65.7	...
Otitis	9	...	...	...	...	...	9	...	...	...
Varix	1	...	2	...	...	...	3	...	...	...
Palpitation	7	...	...	...	...	...	7	...	...	...
Angina Pectoris	...	...	...	...	...	...	2	...	...	...
Heart Disease	10	6	2	...	...	...	14	9	...	1.51
Aortic Aneurism	1	1	...	...	4	3	1	1	...	...
Pericarditis	...	...	...	...	1	...	1	...	...	...
Influenza	2	...	5	...	...	...	7	...	...	...
Tonsillitis	30	...	8	...	10	...	48	...	...	...
Bronchitis	86	2	28	...	26	...	140	2	33.4	3.0
Asthma	9	...	2	...	3	...	14	...	...	...
Pleurisy	6	...	...	...	...	...	6	...	...	...
Pneumonia	4	...	...	...	...	...	4	...	...	...
Stomatitis	3	...	...	...	1	...	4	...	...	...
Gastritis	...	...	1	...	4	...	5	...	...	...
Enteritis	2	...	...	...	...	...	2	...	...	...
Peritonitis	3	...	...	...	...	...	3	...	...	...
Dyspepsia	193	...	181	...	84	...	458	...	...	...
Constipation	8	...	5	...	4	...	17	...	...	...
Hernia	1	...	...	...	...	...	1	...	...	...
Colic	44	...	18	...	4	...	66	...	...	...
Hæmorrhoids	8	...	6	...	3	...	17	...	...	...
Tapeworm	10	...	2	...	2	...	14	...	...	...
Jaundice	11	1	3	...	2	...	16	1	...	...
Hæmatemesia	1	...	...	...	1	...	2	...	...	...
Melæna	...	...	...	...	1	...	1	...	...	...
Hepatitis	93	6	33	...	16	3	142	9	21.4	1.35
Spleen Disease	12	...	...	...	2	...	14	...	2.1	...
Dysentery	184	17	59	2	36	3	279	22	41.9	3.31
Diarrhoea	343	12	96	2	82	6	521	20	78.3	3.01
Nephritis	8	2	...	...	1	1	9	3	...	...
Cystitis	2	...	1	...	...	...	3	...	...	...
Calculus	1	...	...	...	...	...	1	...	...	...
Ischuria	2	...	...	...	...	...	2	...	...	...
Hæmaturia	2	...	...	...	...	...	2	...	...	...
Enuresis	2	...	...	...	...	...	2	...	...	...
Diuresis	3	...	...	...	...	...	3	...	...	...
Aménorrhœa	4	...	...	...	5	...	9	...	...	...
Dysmenorrhœa	12	...	...	...	5	...	18	...	...	...
Menorrhagia	39	...	10	...	11	...	60	...	...	...
Ovaritis	1	...	...	...	3	...	4	...	...	...
Ovarian Tumour	3	...	3	...	...	...	6	...	...	...
Cancer of Uterus	1	1	...	...	...	...	1	1	...	...
Uterine Fibroid	2	...	1	...	2	...	5	...	...	...
Prolapse Uteri	6	...	7	...	3	...	16	...	...	...
Leucorrhœa	14	...	1	...	4	...	19	...	...	...
Pelvic Cellulitis	1	1	...	1	...	...	2	2	27.8	3.16
Metritis	2	...	1	...	3	1	6	1	...	...
Puerperal Fever	4	3	...	...	...	...	4	3	...	...
Puerperal Peritonitis	3	3	...	...	1	1	4	4	...	...
Retained Placenta	1	...	...	...	...	...	1	...	...	...
Phlegmasia dolens	3	1	...	...	...	...	3	1	...	...
Puerperal Convulsions	2	...	...	...	...	...	2	...	...	...
Uterine Hemorrhage	14	...	8	1	4	1	26	2	...	...
Debility and Shock following labour	...	2	...	...	...	...	...	2	...	...
Abortion	94	4	24	1	21	...	139	5	20.9	...
Peritonitis	1	...	...	...	...	...	1	...	...	...
Synovitis	5	...	1	...	5	...	11	...	...	...
Necrosis	...	...	...	...	...	...	1	...	...	...
Abscess	63	...	22	...	16	...	101	...	...	...
Ulcer	35	...	14	...	14	...	63	...	26.0	...
Boils	4	...	5	...	...	...	9	...	...	...
Scabies and Skin Diseases	7	...	7	...	5	...	19	...	...	...
Tumour	2	...	1	...	...	...	3	...	...	...
General Debility	755	7	389	2	100	...	1,304	9	231.7†	1.35†
Injuries	43	...	12	...	20	...	75	...	11.3	...
Cause not ascertained	1	...	1	...	...	...	2	...	...	...
Ratios for all causes not specially calculated	...	...	...	...	...	...	...	...	115.3	1.20
	4,780	177	1,512	22	1,449	44	7,741	243	1164.1	30.54

\* Convulsions occurring during fever.

† With Anæmia.



# WOMEN AND CHILDREN OF EUROPEAN REGIMENTS, 1872.

## XIV.

DETAIL of the CAUSES of the ADMISSIONS and DEATHS of the CHILDREN of EUROPEAN REGIMENTS.

Children of the Army of Bengal—Strength ...			Admission-rate per 1,000 ...			Death-rate per 1,000 ...				
Madras ...			813.5			68.36				
Bombay ...			982.6			96.83				
India ...			946.4			99.08				
CAUSES OF ADMISSIONS AND DEATHS.	BENGAL.		MADRAS.		BOMBAY.		ARMY OF INDIA.		RATIO PER 1,000 OF STRENGTH.	
	Admitted.	Died.	Admitted.	Died.	Admitted.	Died.	Admitted.	Died.	Admitted.	Died.
Dengue	430		140	3	308	5	878	8	753	
Cholera	143	109			11	9	154	118	132	10.12
Smallpox	8	3	9	2	4	1	21	6	18	51
Chickenpox	33		37		9		79			
Measles	205	13	103	8	64	6	372		319	2.32
Whooping Cough	31	2	10		8	1	51	27	44	
Mumps	7		31		4		42			
Scarlatina	13	4	8	1	2	1	23	6	20	51
Diphtheria	3	3	11*	4			14	7		70
Erysipelas	8	1	3		5	2	16	3		26
Enteric Fever	8	1	6	3	2	1	16	5	13	
Intermittent Fever	764	2	102		512	8	1,378	10	1182	7.81
Remittent and Continued Fever	833	42	212	13	170	11	1,215	76	1042	
Rheumatism	5		1		2		8			
Secondary Syphilis	4	1	2		3	1	9	2		
Scrofula	6	1	9		10		25	1		
Tuberc. Mesenterica	50	30	12	5	16	11	77	46	99	420
Phthisis Pulmonalis	4	2	2	1			6	3		
Hip-joint Disease	6		1				7			
Anaemia	194	13	4		25	8	223	21		
Cancerum oris	4						4	3		
Anasarca and Ascites	9	2					13	3		
Scurvy	3	2			4	1	3	2		
Stroke	8	2	1	1	2		11	3	9	26
Chorea	1				2		3			
Hysteria	4		2				6			
Epilepsy	5	1	2		2		9	1		
Trismus	1	1			1		2	1		
Neuralgia	1		1				2			
Infantile Paralysis			1		1		2			
Hemiplegia	1						1			
Meningitis	19	12	10	8	8	7	37	27	49	3.26
Hydrocephalus	14	7			6	4	20	11		
Convulsions	120	95	58	37	47	39	225	171	193	14.67
Ophthalmia	904		458		200		1,562		1340	
Otitis	6		7		2		15			
Heart Disease	2	1			1	1	3	2		
Epistaxis	1				1		2			
Influenza	6		3		1		10			
Tonsillitis	37	1	10	1	9		56	2		
Edema Glottidis	1		1				2		49.2	6.87
Croup	31	12	6	3	5	1	42	16		
Bronchitis	207	27	168	12	50	4	425	43		
Pneumonia	15	12	5	1	4	4	24	17		
Stomatitis and Aphthae	18	3	3	1	3	1	24	5		
Enteritis	1	1	4	3	2	1	7	5		
Peritonitis	1				3	1	4	1		
Dyspepsia	9		19		7		35			
Constipation	6		2		2		10			
Colic	6		5		1		12			
Hæmorrhoids and Prolapsus ani	6		7				13			
Hernia	2		6				8			
Tapeworm	19		3		8		30			
Ascariasis	6		16		4		26			
Jaundice	7		1		4		12			
Hepatitis	10	1	2	2	3		15	3	13	
Spleen Disease	12				2		14		12	
Dysentery	182	26	89	9	69	9	322	44	276	3.77
Diarrhoea	906	143	267	34	311	45	1,494	222	1273	19.04
Nephritis	2	1					2	1		
Cystitis	1		1				2			
Calculus			1				1			
Lithotomy	1						1			
Gonorrhoea	1						1			
Phimosis	2						2			
Orchitis	4		1		1		5			
Hydrocele			2				2			
Vaginitis	1						1			
Leucorrhoea	2				1		3			
Amenorrhoea	1		2				3			
Curvature of Spine	1		1				2			
Spina Bifida	1						1			
Harelip	1	2					1	2		
Imperforate Anus	1		1	1	1		2			
Cyanosis	1	1					1	1		
Umbilical Haemorrhage	1	1					1	1		
Dentition	256	65	69	14	76	12	401	92	314	7.89
Periostitis	1						1			
Synovitis	3		1		2		6			
Caries	1		1		1		3			
Contraction	2						2			
Strabismus	1						1			
Abcess	30	1	19	1	12		61	2		
Ulcer	22		14		8		44		14.4	
Boils	26		22		15		63			
Tumour	1						1			
Scabies and Skin Diseases	37		35		13		85			
Guinea Worm					1		1			
General Debility	658	73	218	21	180	26	1,056	120	10974	12.101
Injuries	88	6	34	1	42	2	164	9	141	
Causes not specified	3						3			
Ratio for all causes not specially calculated									459	489
	6,496	741	2,273	191	2,263	223	11,032	1,155	9684	9908

\* Landed at Rangoon from Troopship "Malabar."

† With Anaemia.

# WOMEN AND CHILDREN OF KENYA

1911

REPORT OF THE COMMISSIONER OF LANDS AND SURVEY, KENYA

No. of Women		No. of Children		Total		Percentage of Total	
1	2	3	4	5	6	7	8
1	1	1	1	3	100	100	100
2	2	2	2	6	200	200	200
3	3	3	3	9	300	300	300
4	4	4	4	12	400	400	400
5	5	5	5	15	500	500	500
6	6	6	6	18	600	600	600
7	7	7	7	21	700	700	700
8	8	8	8	24	800	800	800
9	9	9	9	27	900	900	900
10	10	10	10	30	1000	1000	1000
11	11	11	11	33	1100	1100	1100
12	12	12	12	36	1200	1200	1200
13	13	13	13	39	1300	1300	1300
14	14	14	14	42	1400	1400	1400
15	15	15	15	45	1500	1500	1500
16	16	16	16	48	1600	1600	1600
17	17	17	17	51	1700	1700	1700
18	18	18	18	54	1800	1800	1800
19	19	19	19	57	1900	1900	1900
20	20	20	20	60	2000	2000	2000
21	21	21	21	63	2100	2100	2100
22	22	22	22	66	2200	2200	2200
23	23	23	23	69	2300	2300	2300
24	24	24	24	72	2400	2400	2400
25	25	25	25	75	2500	2500	2500
26	26	26	26	78	2600	2600	2600
27	27	27	27	81	2700	2700	2700
28	28	28	28	84	2800	2800	2800
29	29	29	29	87	2900	2900	2900
30	30	30	30	90	3000	3000	3000
31	31	31	31	93	3100	3100	3100
32	32	32	32	96	3200	3200	3200
33	33	33	33	99	3300	3300	3300
34	34	34	34	102	3400	3400	3400
35	35	35	35	105	3500	3500	3500
36	36	36	36	108	3600	3600	3600
37	37	37	37	111	3700	3700	3700
38	38	38	38	114	3800	3800	3800
39	39	39	39	117	3900	3900	3900
40	40	40	40	120	4000	4000	4000
41	41	41	41	123	4100	4100	4100
42	42	42	42	126	4200	4200	4200
43	43	43	43	129	4300	4300	4300
44	44	44	44	132	4400	4400	4400
45	45	45	45	135	4500	4500	4500
46	46	46	46	138	4600	4600	4600
47	47	47	47	141	4700	4700	4700
48	48	48	48	144	4800	4800	4800
49	49	49	49	147	4900	4900	4900
50	50	50	50	150	5000	5000	5000
51	51	51	51	153	5100	5100	5100
52	52	52	52	156	5200	5200	5200
53	53	53	53	159	5300	5300	5300
54	54	54	54	162	5400	5400	5400
55	55	55	55	165	5500	5500	5500
56	56	56	56	168	5600	5600	5600
57	57	57	57	171	5700	5700	5700
58	58	58	58	174	5800	5800	5800
59	59	59	59	177	5900	5900	5900
60	60	60	60	180	6000	6000	6000
61	61	61	61	183	6100	6100	6100
62	62	62	62	186	6200	6200	6200
63	63	63	63	189	6300	6300	6300
64	64	64	64	192	6400	6400	6400
65	65	65	65	195	6500	6500	6500
66	66	66	66	198	6600	6600	6600
67	67	67	67	201	6700	6700	6700
68	68	68	68	204	6800	6800	6800
69	69	69	69	207	6900	6900	6900
70	70	70	70	210	7000	7000	7000
71	71	71	71	213	7100	7100	7100
72	72	72	72	216	7200	7200	7200
73	73	73	73	219	7300	7300	7300
74	74	74	74	222	7400	7400	7400
75	75	75	75	225	7500	7500	7500
76	76	76	76	228	7600	7600	7600
77	77	77	77	231	7700	7700	7700
78	78	78	78	234	7800	7800	7800
79	79	79	79	237	7900	7900	7900
80	80	80	80	240	8000	8000	8000
81	81	81	81	243	8100	8100	8100
82	82	82	82	246	8200	8200	8200
83	83	83	83	249	8300	8300	8300
84	84	84	84	252	8400	8400	8400
85	85	85	85	255	8500	8500	8500
86	86	86	86	258	8600	8600	8600
87	87	87	87	261	8700	8700	8700
88	88	88	88	264	8800	8800	8800
89	89	89	89	267	8900	8900	8900
90	90	90	90	270	9000	9000	9000
91	91	91	91	273	9100	9100	9100
92	92	92	92	276	9200	9200	9200
93	93	93	93	279	9300	9300	9300
94	94	94	94	282	9400	9400	9400
95	95	95	95	285	9500	9500	9500
96	96	96	96	288	9600	9600	9600
97	97	97	97	291	9700	9700	9700
98	98	98	98	294	9800	9800	9800
99	99	99	99	297	9900	9900	9900
100	100	100	100	300	10000	10000	10000



## 2. NATIVE TROOPS, 1872.

---

The Regimental Strength upon which the actual Death-rate for the year is calculated is 44,516. The Total Deaths, absent and present, amount to 894, and this number, with a strength of 44,516, represents a loss of 20·08 per 1,000. The Deaths of men present with their regiments amounted to 647, giving a ratio of 16·51 in relation to a Strength of 39,179, the average present during the year.

# NATIVE TROOPS, 1872.

## I.

*TABLE showing the SICKNESS and MORTALITY among the NATIVE TROOPS serving in the BENGAL PRESIDENCY during the Year 1872, and the prevalence of the principal Diseases in each Month of the Year.*

(This Statement is for the Regular Native Army only, and for men present from month to month with their Regiments.—See introductory note.)

MONTHS.	Average Strength.	Average Number Daily Sick.	Number Daily Sick per 1,000 of Strength.	Number of Deaths.	Died per 1,000 of Strength.	CAUSES OF DEATHS IN HOSPITAL.																	Died out of Hospital.		
						Cholera.	Smallpox.	Enteric Fever.	Fever, Intermittent.	Fever, Remittent.	Fever, Continued.	Apoplexy.	Dysentery.	Diarrhoea.	Hepatitis.	Spleen Disease.	Respiratory Diseases.	Heart Diseases.	Phthisis Pulmonalis.	Dropsy.	Scurvy.	Atrophy and Anaemia.		Wounds and Accidents.	All other Causes.
January	43,100	1,996	459	89	2.00	4	...	...	8	...	...	9	6	...	31	...	4	1	1	...	5	6			
February	43,080	1,796	415	12	2.88	1	...	...	...	...	...	...	...	...	15	...	...	...	...	...	1	...			
March	42,803	1,770	414	125	2.92	85	...	...	...	...	...	...	...	...	11	...	...	...	...	...	...	...			
April	38,504	1,539	400	47	1.22	7	...	...	1	...	...	...	...	...	12	...	...	...	...	...	...	...			
May	36,286	1,292	356	39	1.08	10	1	1	2	...	...	...	...	...	4	1	...	...	...	...	...	...			
June	36,405	1,239	310	32	.88	5	1	1	1	...	...	...	...	...	...	...	...	...	...	...	...	...			
July	36,703	1,262	341	32	.87	4	1	1	1	...	...	...	...	...	...	...	...	...	...	...	...	...			
August	36,058	1,581	431	44	1.20	26	...	1	4	...	...	...	...	...	...	...	...	...	...	...	...	...			
September	36,727	2,305	628	23	.63	6	...	1	2	...	...	...	...	...	...	...	...	...	...	...	...	...			
October	37,864	2,308	610	61	1.61	28	...	...	9	1	...	...	...	...	...	...	...	...	...	...	...	...			
November	40,726	2,276	552	55	1.35	3	...	1	5	4	...	1	7	4	...	9	1	3	...	1	...	...			
December	41,222	1,750	425	58	1.41	3	...	...	5	2	...	1	7	3	...	19	...	4	...	...	...	...			
						182	3	4	44	35	2	4	46	29	5	11	121	3	37	1	7	26	10	39	38
Died per 1,000 of the Average Strength.																									
For the year	39,179	1,751	447	617	16.51	4.64	.08		2.17		.10	1.17	.74	.13	.28	3.09	.08	.94	.02	.18	.06	.26	1.00	.37	
Absent Deaths 247. Ratio of 894 Deaths, 20.08 per 1,000 of the Total Regimental Strength.																									
CAUSES OF ADMISSIONS.	NUMBER OF ADMISSIONS INTO HOSPITAL IN EACH MONTH.												Total Admitted during the Year.	Admitted per 1,000 of Strength.	Died out of each hundred treated.										
	Jan.	Feb.	March.	April.	May.	June.	July.	Aug.	Sept.	Oct.	Nov.	Dec.													
Cholera	3	4	104	12	19	8	9	48	14	48	3	4	276	7.0	65.94										
Smallpox	3	3	11	15	6	16	...	...	...	...	...	...	55	1.4	5.45										
Dysentery	...	...	...	209	420	273	399	762	1,634	690	141	19	4,547	11.61	...										
Enteric Fever	...	...	...	1	1	2	1	...	1	1	1	...	7	.2	...										
Fever, Intermittent	1,470	1,113	1,145	1,575	1,059	1,028	1,519	2,239	4,514	5,687	3,352	2,018	26,719	68.20	17										
" Remittent	...	...	...	...	...	...	...	...	...	...	...	...	...	...	...										
" Continued	42	20	23	44	42	30	49	42	81	80	51	32	536	13.7	6.90										
Apoplexy	...	...	...	3	4	...	1	...	...	...	...	...	10	.3	40.00										
Dysentery	390	444	352	367	189	185	205	212	219	322	296	326	3,707	9.46	1.28										
Diarrhoea	291	186	190	249	160	138	146	152	149	207	159	155	2,174	5.55	...										
Hepatitis	9	8	5	11	8	8	5	6	6	7	10	9	92	2.3	5.44										
Spleen Disease	33	38	27	41	34	23	24	23	35	54	62	64	458	11.7	2.40										
Respiratory Diseases	374	347	215	207	108	95	117	89	91	145	191	273	2,222	5.75	5.37										
Phthisis Pulmonalis	5	8	12	14	11	12	10	8	9	8	7	6	110	2.8	33.64										
Dropsy	2	...	...	...	...	...	2	...	...	...	...	...	9	.2	11.11										
Scurvy	10	22	18	20	...	6	4	...	4	1	13	12	11	1.9	3.3										
Rheumatism	289	274	221	181	143	124	167	122	108	188	212	229	2,288	5.76	...										
Veneral Diseases	113	63	66	109	82	89	102	89	76	95	119	120	1,153	2.94	...										
Eye Diseases	50	24	62	116	106	95	115	131	122	109	75	69	1,074	2.74	...										
Abscess and Ulcer	303	284	232	242	227	281	425	310	265	364	302	333	3,659	9.44	...										
Wounds and Accidents	471	376	491	459	312	318	467	342	302	446	473	440	4,757	12.14	...										
All other Causes	436	453	449	444	316	327	369	314	318	462	413	390	4,631	11.82	45										
	4,584	3,707	3,536	4,310	3,249	3,037	4,081	4,903	7,947	8,867	5,874	4,490	58,614												
Admitted per 1,000 of the Average Strength in each Month.																									
	106.2	96.0	82.6	111.9	89.5	84.0	111.2	133.8	216.4	234.2	144.2	169.1	149.0												



# NATIVE TROOPS, 1872.

## II.

TABLE showing the SICKNESS and MORTALITY among the NATIVE TROOPS serving in BENGAL PROPER and in ASSAM during the Year 1872, and the prevalence of the principal Diseases in each Month of the Year.

MONTHS.	Average Strength.	Average Number Daily Sick.	Number Daily Sick per 1,000 of strength.	Number of Deaths.	Died per 1,000 of Strength.	CAUSES OF DEATHS IN HOSPITAL.																		Died out of Hospital.	
						Cholera.	Smallpox.	Enteric Fever.	Fever, Intermittent.	Fever, Remittent.	Fever, Continued.	Apoplexy.	Dysentery.	Diarrhoea.	Hepatitis.	Spleen Disease.	Respiratory Diseases.	Heart Diseases.	Phthisis Pulmonalis.	Dropsy.	Scurvy.	Atrophy and Anæmia.	Wounds and Accidents.		All other Causes.
January	5,352	344	64.3	12	...	1	...	...	1	...	...	1	1	...	...	2	...	3	1	1	...	...	...	1	
February	5,855	382	65.2	6	...	...	...	...	...	...	...	1	1	...	...	...	...	1	...	2	...	...	...	...	
March	6,347	445	70.1	13	...	5	...	...	...	...	...	1	...	...	...	1	...	...	...	...	...	1	...	...	
April	7,429	417	56.0	13	...	3	...	...	...	...	1	...	1	...	...	1	...	...	1	...	...	1	...	...	
May	7,065	410	58.0	13	...	5	...	...	...	...	1	...	...	...	...	1	...	...	1	...	...	1	...	...	
June	6,948	391	56.3	9	...	...	...	1	...	...	...	1	1	...	...	1	...	...	...	...	...	...	...	...	
July	6,921	376	54.3	7	...	...	...	...	...	...	...	1	1	...	...	1	...	...	...	...	...	...	...	2	
August	6,835	389	56.9	6	...	...	...	1	1	2	...	...	1	1	...	...	...	...	...	...	...	...	...	...	
September	6,861	410	59.7	4	...	...	...	1	...	...	...	...	...	...	...	...	...	...	1	...	...	...	...	2	
October	6,970	395	56.7	4	...	...	...	...	...	...	...	2	...	...	...	...	...	...	...	...	...	...	...	...	
November	6,505	379	58.3	10	...	1	...	1	...	...	...	12	...	...	...	1	...	...	1	...	12	...	1	...	
December	6,830	345	50.5	12	...	1	...	...	1	...	...	3	...	...	...	2	...	1	...	...	3	...	...	1	
						18	...	4	8	9	...	1	14	5	...	1	10	...	10	1	6	8	...	4	10
Died per 1,000 of the Average Strength.																									
For the year	6,090	399	65.9	100	16.96*	2.70	...	...	3.16	1.5	2.10	7.5	...	1.5	1.50	...	1.50	1.5	1.00	1.20	...	1.00	1.30	...	1.30

CAUSES OF ADMISSIONS.	NUMBER OF ADMISSIONS INTO HOSPITAL IN EACH MONTH.												Total Admitted during the Year.	Admitted per 1,000 of Strength.	Died out of each hundred cases treated.
	Jan.	Feb.	March.	April.	May.	June.	July.	Aug.	Sept.	Oct.	Nov.	Dec.			
	1	2	3	4	5	6	7	8	9	10	11	12			
Cholera	1	...	7	5	8	4	4	3	...	4	1	2	39	5.9	46.15
Smallpox	1	2	3	4	2	...	...	...	...	...	...	...	12	1.8	...
Dengue	...	...	...	209	418	273	396	235	68	43	14	...	1,650	248.6	...
Enteric Fever	...	...	...	...	...	2	1	...	1	1	1	...	6	...	...
Fever, Intermittent	203	176	193	598	253	243	314	285	319	435	435	412	3,865	580.3	21
" Remittent and Continued	5	2	4	5	14	16	28	15	34	49	25	14	292	30.3	4.96
Apoplexy	...	...	...	...	...	...	...	...	...	...	...	...	3	...	33.33
Dysentery	162	85	82	175	73	10	83	73	46	74	68	...	1,041	156.3	1.06
Diarrhoea	45	38	49	90	73	77	57	71	78	46	52	...	740	112.4	...
Hepatitis	1	...	1	3	4	2	1	2	...	3	4	...	21	3.2	...
Spleen Disease	7	10	10	13	13	5	5	10	7	10	13	...	116	17.4	...
Respiratory Diseases	55	60	66	68	33	34	29	22	25	49	40	13	518	77.8	1.93
Phthisis Pulmonalis	3	2	3	4	6	8	2	5	6	2	1	1	43	6.5	23.26
Dropsy	1	...	...	...	...	...	...	...	...	...	...	...	1	...	...
Scurvy	4	3	...	12	5	1	6	...	1	8	9	7	59	8.9	10.17
Rheumatism	42	48	35	42	41	23	45	28	25	36	30	48	452	67.9	...
Veneral Diseases	14	18	12	21	14	15	15	13	7	15	21	14	179	26.9	...
Eye Diseases	3	3	5	12	8	7	13	15	18	26	8	15	133	20.0	...
Abscess and Ulcer	33	42	38	44	41	47	57	43	34	55	56	56	546	82.0	...
Wounds and Accidents	61	70	81	92	70	89	98	97	92	116	68	49	983	147.6	...
All other Causes	82	84	102	119	111	108	130	94	105	139	110	101	1,285	192.9	...
	693	633	684	1,516	1,187	1,043	1,303	997	830	1,134	959	931	11,909		
Admitted per 1,000 of the Average Strength in each Month.															
	123.9	108.1	107.8	204.1	168.9	159.1	188.3	145.9	125.2	162.7	147.4	139.3	1788.2		

\* In the Regimental Table the Deaths of this Province are shown as 243, 191 Deaths of men present with their Regiments, and 52 of men absent. With a Strength of 8,162, 243 Deaths give a ratio of 29.83 per 1,000. Regiments of this Province attached to the Lushai Force in the first three months of the year lost 83 men while on field service, whose deaths do not appear in this Table.



# NATIVE TROOPS, 1872.

## III.

TABLE showing the SICKNESS and MORTALITY among the NATIVE TROOPS serving in the DINAPORE, BENARES, OUDE and CAWNPORE DISTRICTS during the Year 1872, and the prevalence of the principal Diseases in each Month of the Year.

MONTHS.	Average Strength.	Average Number Daily Sick.	Number Daily Sick per 1,000 of Strength.	Number of Deaths.	Died per 1,000 of Strength.	CAUSES OF DEATHS IN HOSPITAL.															Died out of Hospital.				
						Cholera.	Smallpox.	Enteric Fever.	Fever, Intermittent.	Fever, Remittent.	Fever, Continued.	Apoplexy.	Dysentery.	Diarrhoea.	Hepatitis.	Spleen Disease.	Respiratory Diseases.	Heart Disease.	Phthisis Pulmonalis.	Dropsy.		Scurvy.	Atrophy and Anæmia.	Wounds and Accidents.	All other Causes.
January	5,548	193	34.8	2	...	...	...	...	...	...	...	1	...	...	3	...	...	...	...	...	1	1	...		
February	6,129	202	33.0	1	...	...	...	...	...	...	...	1	...	...	...	...	...	...	...	...	...	...	...		
March	5,813	169	27.5	...	...	...	...	...	...	...	...	...	1	...	...	...	...	...	...	...	1	...	...		
April	5,790	191	33.0	...	...	...	...	...	...	...	...	...	...	...	...	...	...	...	...	...	...	1	...		
May	5,748	153	26.6	10	...	5	...	...	1	...	...	...	...	...	1	1	1	...	...	...	...	...	...		
June	5,830	163	27.5	...	...	1	1	...	...	1	...	...	...	...	1	1	1	...	...	...	1	...	1		
July	5,944	165	27.8	...	...	...	...	...	...	...	...	...	...	...	1	1	1	...	...	...	...	...	...		
August	5,893	210	35.7	...	...	...	...	...	...	...	...	...	...	...	1	...	1	...	...	...	...	...	...		
September	5,917	318	53.7	...	...	...	...	...	...	...	...	...	...	...	...	...	...	...	...	...	...	...	...		
October	6,047	338	55.9	...	...	...	...	...	...	...	...	...	...	...	1	...	...	...	...	...	...	...	...		
November	5,954	292	49.0	...	...	...	...	...	...	...	...	...	...	...	...	1	...	...	...	...	...	...	1		
December	6,985	210	39.4	4	...	1	...	...	1	...	...	...	...	...	1	...	...	...	...	1	...	...	...		
						14	1	...	2	2	1	...	3	...	2	3	11	1	5	...	...	2	3	3	2
Died per 1,000 of the Average Strength.																									
For the year	5,900	219	37.1	55	9.33*	2.37	.17	...	.85	...	.51	...	.34	.51	1.86	.17	.85	...	...	.34	.51	.51	.34	.51	.34

CAUSES OF ADMISSIONS.	NUMBER OF ADMISSIONS INTO HOSPITAL IN EACH MONTH.												Total Admitted during the Year.	Admitted per 1,000 of Strength.	Died out of each hundred cases treated.
	Jan.	Feb.	March.	April.	May.	June.	July.	Aug.	Sept.	Oct.	Nov.	Dec.			
Cholera	...	...	...	1	7	2	2	6	2	...	...	1	21	3.6	66.67
Smallpox	...	...	1	7	2	3	...	...	...	...	...	...	20	3.4	5.00
Dysentery	...	...	...	...	2	...	3	413	630	449	88	8	1,593	270.0	...
Enteric Fever	...	...	...	...	...	...	...	...	...	...	...	...	...	...	...
Fever, Intermittent	113	99	78	148	144	180	285	226	354	554	279	232	2,602	450.2	...
" Remittent and Continued	4	3	3	8	10	4	3	3	13	5	10	2	68	11.5	4.41
Apoplexy	...	...	...	...	...	...	...	...	...	...	...	...	...	...	...
Dysentery	31	18	14	34	17	22	31	38	37	50	38	46	376	63.7	...
Diarrhoea	2	4	9	15	17	17	12	27	13	17	9	9	151	25.6	...
Hepatitis	1	...	...	3	...	2	...	1	...	2	...	...	12	2.0	16.67
Spleen Disease	6	3	1	2	1	...	1	...	4	4	4	2	28	4.8	10.72
Respiratory Diseases	31	27	15	19	14	9	12	18	9	13	21	27	218	37.0	5.05
Phthisis Pulmonalis	...	1	3	1	2	2	2	...	1	2	2	1	17	2.9	29.41
Dropsy	...	...	...	...	...	...	...	...	...	...	...	...	...	...	...
Scurvy	2	...	...	...	...	...	...	2	...	...	1	...	11	1.8	...
Rheumatism	...	...	...	...	...	...	...	...	...	...	...	...	...	...	...
Veneral Diseases	27	21	23	11	18	17	20	10	23	43	42	59	323	54.7	...
Eye Diseases	18	9	9	11	10	15	16	14	15	9	21	26	173	29.3	...
Abscess and Ulcer	51	35	33	27	19	24	27	19	14	16	6	11	185	31.4	...
Wounds and Accidents	29	33	42	59	45	32	58	52	59	80	72	62	623	105.6	...
All other Causes	53	48	41	46	34	59	44	40	35	46	53	31	521	88.3	...
	378	305	298	441	377	422	592	917	1,252	1,353	679	379	7,583		
Admitted per 1,000 of the Average Strength in each Month.															
	63.1	49.8	49.5	76.2	65.6	71.2	99.6	155.6	211.6	223.7	114.0	93.2	128.2		

\* For Statement of Absent Deaths, see Regimental Table XVII Section 2.



# NATIVE TROOPS, 1872.

## IV.

TABLE showing the SICKNESS and MORTALITY among the NATIVE TROOPS serving in the MEERUT DISTRICT and in ROHILCUND during the Year 1872, and the prevalence of the principal Diseases in each Month of the Year.

MONTHS.	Average Strength.	Average Number Daily Sick.	Number Daily Sick per 1,000 of Strength.	Number of Deaths.	Died per 1,000 of Strength.	CAUSES OF DEATHS IN HOSPITAL.																			Died out of Hospital.	
						Cholera.	Smallpox.	Enteric Fever.	Fever, Intermittent.	Fever, Remittent.	Fever, Continued.	Apoplexy.	Dysentery.	Diarrhoea.	Hepatitis.	Spleen Disease.	Respiratory Diseases.	Heart Diseases.	Phthisis Pulmonalis.	Dropsy.	Scurvy.	Atrophy and Anæmia.	Wounds and Accidents.	All other Causes.		
						...	...	...	...	...	...	...	...	...	...	...	...	...	...	...	...	...	...	...		
January	2,525	60	23.8	4	...	...	...	...	...	...	...	...	...	...	1	...	1	...	...	...	...	...	...	...	...	...
February	4,581	139	29.7	10	...	...	...	...	...	...	...	...	...	...	5	...	...	...	...	...	...	...	...	...	...	...
March	4,985	141	28.3	4	...	...	...	...	...	...	...	...	...	...	1	...	...	...	...	...	...	...	...	...	...	...
April	5,059	159	31.4	10	...	...	...	...	...	...	...	...	...	...	1	...	1	...	3	...	...	...	...	...	...	...
May	4,696	152	32.0	4	...	...	...	...	...	...	...	...	...	...	1	...	...	...	...	...	...	...	...	...	...	...
June	4,599	145	31.6	4	...	...	...	...	...	...	...	...	...	...	1	...	...	...	...	...	...	...	...	...	...	...
July	4,707	128	27.2	6	...	1	...	...	...	...	...	...	...	...	...	...	...	2	...	...	...	...	...	...	...	...
August	4,737	179	37.8	13	...	11	...	...	...	...	...	...	...	...	...	...	...	...	...	...	...	...	...	...	...	...
September	4,698	263	56.0	4	...	...	...	...	...	...	...	...	...	...	...	...	...	...	...	...	...	...	...	...	...	...
October	4,758	188	39.5	5	...	...	...	...	...	...	...	...	...	...	...	...	...	...	...	...	...	...	...	...	...	...
November	5,197	166	32.0	10	...	...	...	...	...	...	...	...	...	...	...	...	...	...	...	...	...	...	...	...	...	...
December	5,268	151	28.7	4	...	...	...	...	...	...	...	...	...	...	...	...	...	...	...	...	...	...	...	...	...	...
						15	1	...	6	4	1	2	2	2	1	1	15	2	10	...	...	...	6	1	7	2
Died per 1,000 of the Average Strength.																										
For the year	4,643	156	33.6	78	16.89*	3.23	.22		2.37		.43	.43	.43	.22	.22	3.23	.43	2.15	...	...	...	1.29	.22	1.50	.43	

CAUSES OF ADMISSIONS.	NUMBER OF ADMISSIONS INTO HOSPITAL IN EACH MONTH.												Total Admitted during the Year.	Admitted per 1,000 of Strength.	Died out of each hundred cases treated.
	Jan.	Feb.	March.	April.	May.	June.	July.	Aug.	Sept.	Oct.	Nov.	Dec.			
	...	...	...	...	...	...	...	...	...	...	...	...			
Cholera	...	...	...	...	...	...	1	15	5	...	1	...	22	47	68.18
Smallpox	...	...	...	2	...	...	...	...	125	9	17	...	3	7	33.33
Dengue	...	...	...	...	...	...	...	...	...	...	...	...	166	33.6	...
Enteric Fever	...	...	...	...	...	...	...	...	...	...	...	...	...	...	...
Fever, Intermittent	26	69	64	183	110	97	179	314	559	332	169	77	2,113	455.1	28
" Remittent and Continued	1	2	4	6	3	5	6	11	5	12	7	4	66	14.2	7.58
Apoplexy	...	...	...	2	...	...	1	...	...	...	1	...	4	9	50.00
Dysentery	5	5	13	14	17	14	10	8	10	25	18	14	153	33.0	1.56
Diarrhoea	4	4	3	22	11	12	11	12	5	12	4	4	104	22.4	...
Hepatitis	...	1	1	2	...	...	1	...	1	1	1	6	14	3.0	7.14
Spleen Disease	...	2	5	18	11	9	6	...	6	4	6	7	75	16.1	1.33
Respiratory Diseases	7	41	13	20	10	7	10	9	10	12	17	20	176	37.9	8.32
Phthisis Pulmonalis	1	2	2	3	1	1	2	1	...	1	2	2	18	3.9	55.56
Dropsy	...	...	...	...	...	...	...	...	...	1	...	...	1	.2	...
Scurvy	1	1	2	...	...	...	...	...	...	...	...	...	4	.9	...
Rheumatism	8	25	16	15	11	14	10	5	4	15	9	15	147	31.7	...
Veneral Diseases	10	9	13	22	21	18	17	23	13	16	18	15	195	42.0	...
Eye Diseases	7	1	10	17	10	9	17	6	14	9	7	13	120	25.8	...
Abscess and Ulcer	10	21	15	31	26	35	40	34	31	36	37	29	351	75.6	1.00
Wounds and Accidents	8	28	19	45	46	39	33	30	29	35	53	45	409	88.1	...
All other Causes	24	61	36	54	26	22	24	14	29	29	28	34	381	82.0	...
	118	272	216	456	303	284	306	483	846	549	328	294	4,512		
Admitted per 1,000 of the Average Strength in each Month.															
	40.7	59.4	43.3	90.1	65.8	61.8	77.7	102.0	180.1	115.4	63.1	55.2	97.3		



# NATIVE TROOPS, 1872.

## V.

TABLE showing the SICKNESS and MORTALITY among the NATIVE TROOPS serving in the AGRA DISTRICT and in CENTRAL INDIA during the Year 1872, and the prevalence of the principal Diseases in each Month of the Year.

(Several of the Stations of this area usually occupied by Regiments of the Bengal Army were in 1872 occupied by Madras Troops. The Statistics of the Madras Troops occupying Stations of the Bengal Presidency are given in Table XVIII.)

MONTHS.	Average Strength.	Average Number Daily Sick.	Number Daily Sick per 1,000 of Strength.	Number of Deaths.	Died per 1,000 of Strength.	CAUSES OF DEATHS IN HOSPITAL.															Died out of Hospital.				
						Cholera.	Smallpox.	Enteric Fever.	Fever, Intermittent.	Fever, Remittent.	Fever, Continued.	Apoplexy.	Dysentery.	Diarrhoea.	Hepatitis.	Spleen Disease.	Respiratory Diseases.	Heart Diseases.	Phthisis Pulmonalis.	Dropsy.		Scurvy.	Atrophy and Anæmia.	Wounds and Accidents.	All other Causes.
January	3,517	237	67.4	7	...	...	...	1	...	...	...	...	...	1	4	...	...	...	...	...	1	...			
February	4,350	222	51.3	3	...	...	...	...	...	...	...	...	...	...	4	...	...	...	...	1	...	...			
March	4,392	178	40.5	5	...	...	...	...	...	...	...	...	...	1	...	...	...	...	...	...	...	...			
April	3,753	124	33.0	4	...	...	...	...	...	...	...	...	...	...	...	1	...	...	...	...	...	1			
May	3,683	124	33.6	12	...	...	...	...	...	...	...	...	...	...	...	...	...	...	...	...	...	...			
June	3,621	125	34.5	4	...	...	...	1	...	...	...	...	...	...	...	...	...	...	...	...	...	1			
July	3,727	130	34.9	4	...	...	...	...	...	...	...	...	...	1	...	...	...	...	...	...	...	1			
August	3,754	171	45.6	2	...	...	...	1	...	...	...	...	...	...	1	...	...	...	...	...	...	1			
September	3,796	416	109.6	1	...	...	...	...	...	...	...	...	...	...	1	...	...	...	...	1	...	...			
October	3,952	331	83.8	5	...	...	...	3	...	...	...	...	...	...	...	1	...	...	...	...	1	...			
November	3,855	278	72.1	3	...	...	...	...	...	...	...	...	...	...	1	1	...	...	...	...	1	...			
December	3,843	262	68.2	3	...	...	...	1	...	...	...	...	...	...	1	...	...	...	...	...	...	1			
						...	...	7	...	...	...	...	1	1	1	17	...	3	...	...	1	5			
Died per 1,000 of the Average Strength.																									
For the year	3,844	216	56.2	41	10.67*	...	...	1.82	...	...	...	...	26	26	26	4.43	...	78	...	...	26	26	1.30	1.04	

CAUSES OF ADMISSIONS.	NUMBER OF ADMISSIONS INTO HOSPITAL IN EACH MONTH.												Total Admitted during the Year.	Admitted per 1,000 of Strength.	Died out of each hundred cases treated.
	Jan.	Feb.	March.	April.	May.	June.	July.	Aug.	Sept.	Oct.	Nov.	Dec.			
Cholera	...	...	...	...	...	...	...	...	...	...	...	...	...	...	...
Smallpox	...	...	...	...	...	...	...	...	...	...	...	...	...	...	...
Dysentery	...	...	...	...	...	...	...	114	811	172	19	2	1,118	290.8	...
Enteric Fever	...	...	...	...	...	...	...	...	...	...	...	...	...	...	...
Fever, Intermittent	276	179	131	185	201	157	216	234	378	632	388	323	3,301	858.8	21
Remittent and Continued	...	...	2	...	2	...	2	...	...	3	...	3	12	3.1	...
Apoplexy	...	...	...	...	...	...	...	...	...	...	...	...	...	...	...
Dysentery	17	7	3	18	8	5	27	31	18	19	12	...	183	47.6	38
Diarrhoea	5	3	6	9	1	7	8	11	9	8	7	6	89	20.8	...
Hepatitis	1	1	1	...	2	1	...	2	2	...	1	1	12	3.1	8.33
Spleen Disease	4	6	3	...	...	2	5	5	5	2	7	10	52	13.5	1.92
Respiratory Diseases	53	53	18	17	7	17	17	7	4	8	23	31	255	66.3	6.67
Phthisis Pulmonalis	...	...	2	2	1	...	1	...	...	...	...	...	6	1.6	40.00
Dropsy	...	...	...	...	...	...	...	...	...	...	...	...	...	...	...
Scurvy	...	...	1	...	...	1	...	...	...	...	...	1	3	...	...
Rheumatism	48	43	28	18	14	13	15	19	13	19	24	28	282	73.4	...
Veneral Diseases	16	19	9	19	15	16	15	16	13	26	19	23	206	53.6	...
Eye Diseases	5	5	8	12	6	9	9	18	10	8	13	6	109	28.4	...
Abscess and Ulcer	70	59	35	27	36	50	56	57	59	62	42	51	595	154.8	...
Wounds and Accidents	80	51	57	43	29	26	48	56	36	71	62	80	639	166.2	31
All other Causes	40	31	33	41	40	44	36	27	25	35	37	44	433	112.6	...
	615	448	338	393	363	348	455	597	1,383	1,065	654	627	7,296		
Admitted per 1,000 of the Average Strength in each Month.															
	171.9	103.5	77.0	104.7	101.3	96.1	122.1	159.0	364.3	209.5	169.7	163.2		186.4	

\* For Statement of Absent Deaths, see Regimental Table XVII, Section 4.



# NATIVE TROOPS, 1872.

## VI.

TABLE showing the SICKNESS and MORTALITY among the NATIVE TROOPS serving in the PUNJAB during the Year 1872, and the prevalence of the principal Diseases in each Month of the Year.

MONTHS.	Average Strength.	Average Number Daily Sick.	Number Daily Sick per 1,000 of Strength.	Number of Deaths.	Died per 1,000 of Strength.	CAUSES OF DEATHS IN HOSPITAL.															Died out of Hospital.				
						Cholera.	Smallpox.	Enteric Fever.	Fever, Intermittent.	Fever, Remittent.	Fever, Continued.	Apoplexy.	Dysentery.	Diarrhoea.	Hepatitis.	Spleen Disease.	Respiratory Diseases.	Heart Diseases.	Phthisis Pulmonalis.	Dropsy.		Scurvy.	Atrophy and Anæmia.	Wounds and Accidents.	All other Causes.
						...	...	...	...	...	...	...	...	...	...	...	...	...	...	...		...	...	...	...
January	13,496	466	34.5	23	...	...	...	...	4	...	...	3	2	...	...	8	...	...	...	...	...	...	1	3	...
February	13,301	451	28.9	10	...	...	...	...	...	...	...	...	1	...	...	4	...	...	...	...	...	...	...	...	...
March	16,700	427	25.6	10	...	...	...	...	...	...	...	...	...	...	...	4	...	...	...	...	...	...	...	...	...
April	15,303	420	27.7	12	...	...	...	...	...	...	...	...	...	...	...	8	...	...	...	...	...	...	...	...	...
May	15,344	453	29.7	10	...	...	...	...	...	...	...	...	...	...	...	1	...	...	...	...	...	...	...	...	...
June	15,369	415	27.2	8	...	...	...	...	...	...	...	...	...	...	...	...	...	...	...	...	...	...	...	...	...
July	15,354	453	29.5	10	...	...	...	...	...	...	...	...	...	...	...	1	...	...	...	...	...	...	...	...	...
August	15,439	692	39.0	19	...	...	...	...	...	...	...	...	...	...	...	...	...	...	...	...	...	...	...	...	...
September	15,455	898	68.1	10	...	...	...	...	...	...	...	...	...	...	...	...	...	...	...	...	...	...	...	...	...
October	15,937	1,045	65.6	42	...	...	...	...	...	...	...	...	...	...	...	...	...	...	...	...	...	...	...	...	...
November	17,049	1,056	61.9	24	...	...	...	...	...	...	...	...	...	...	...	...	...	...	...	...	...	...	...	...	...
December	17,821	711	39.9	31	...	...	...	...	...	...	...	...	...	...	...	...	...	...	...	...	...	...	...	...	...
						44	1	...	16	16	...	1	12	14	...	5	50	...	9	...	1	9	2	20	12
Died per 1,000 of the Average Strength.																									
For the year	15,712	616	39.2	212	3.49	2.80	.06	...	2.03	.06	.77	.89	...	.32	3.18	...	.57	...	.06	.57	.13	1.28	...	.77	...

CAUSES OF ADMISSIONS.	NUMBER OF ADMISSIONS INTO HOSPITAL IN EACH MONTH.												Total Admitted during the Year.	Admitted per 1,000 of Strength.	Died out of each hundred cases treated.
	Jan.	Feb.	March.	April.	May.	June.	July.	Aug.	Sept.	Oct.	Nov.	Dec.			
	...	...	...	...	...	...	...	...	...	...	...	...			
Cholera	...	...	...	2	...	...	2	24	7	44	1	...	80	5.1	55.00
Smallpox	...	1	...	2	...	13	...	...	...	...	...	...	19	1.2	5.26
Dysentery	...	...	...	...	...	...	...	...	...	...	...	...	9	.6	...
Enteric Fever	...	...	...	...	...	...	...	...	...	...	...	...	1	.1	...
Fever, Intermittent	349	293	223	371	341	351	525	1,180	2,904	3,732	1,982	953	13,294	84.4	72
" Remittent and Continued	20	10	6	23	13	5	10	13	29	20	9	9	167	10.6	9.58
Apoplexy	...	...	...	...	...	...	1	...	...	...	...	...	1	.1	...
Dysentery	51	32	27	84	74	51	55	62	109	154	140	133	971	61.8	1.71
Diarrhoea	18	21	7	52	52	29	38	45	51	90	76	70	540	34.9	...
Hepatitis	1	3	1	2	2	2	2	1	3	1	4	1	23	1.5	...
Spleen Disease	9	6	7	6	8	7	7	7	13	34	31	32	167	10.6	30.0
Respiratory Diseases	95	88	60	72	44	28	40	33	62	78	128	780	780	49.6	6.41
Phthisis Pulmonalis	1	2	2	4	1	1	3	2	2	3	2	2	25	1.6	36.00
Dropsy	1	...	...	...	...	...	2	...	1	...	...	...	6	.4	...
Scurvy	...	...	4	...	1	2	3	2	...	4	2	3	24	1.5	4.17
Rheumatism	87	77	71	83	29	57	77	51	43	75	88	75	843	53.7	...
Veneral Diseases	25	23	20	30	29	25	39	23	28	29	40	40	348	22.2	...
Eye Diseases	22	4	25	46	62	46	49	73	65	50	38	24	505	32.1	...
Abscess and Ulcer	143	101	87	90	89	106	194	137	99	146	121	124	1,441	91.7	...
Wounds and Accidents	125	86	104	187	172	132	170	117	86	142	163	198	1,632	103.9	...
All other Causes	107	77	107	158	105	103	135	139	124	153	179	169	1,566	99.0	...
	1,066	823	752	1,220	996	958	1,365	1,909	3,607	4,741	2,959	1,963	22,351	...	...
Admitted per 1,000 of the Average Strength in each Month.															
	78.3	51.9	45.0	80.2	65.3	62.8	88.9	123.7	233.4	297.5	173.6	110.3	142.26	...	...



# NATIVE TROOPS, 1872.

## VII.

TABLE showing the SICKNESS and MORTALITY among the NATIVE TROOPS composing the CENTRAL INDIA IRREGULAR FORCE during the Year 1872, and the prevalence of the principal Diseases in each Month of the Year.

MONTHS.	Average Strength.	Average Number Daily Sick.	Number Daily Sick per 1,000 of Strength.	Number of Deaths.	Died per 1,000 of Strength.	CAUSES OF DEATHS IN HOSPITAL.																	Died out of Hospital.			
						Cholera.	Smallpox.	Enteric Fever.	Fever, Intermittent.	Fever, Remittent.	Fever, Continued.	Apoplexy.	Dysentery.	Diarrhoea.	Hepatitis.	Spleen Disease.	Respiratory Diseases.	Heart Diseases.	Phthisis Pulmonalis.	Droopy.	Scurvy.	Atrophy and Anæmia.		Wounds and Accidents.	All other Causes.	
January	4,740	158	33.3	8	...	...	...	1	1	...	...	...	...	...	...	5	...	...	...	...	...	...	...	1	...	
February	4,555	153	33.6	9	...	...	...	1	...	...	...	1	...	...	...	5	...	...	...	...	...	...	...	...	...	
March	4,499	144	32.4	5	...	...	...	...	2	...	...	...	...	...	...	1	...	...	...	...	...	...	...	2	...	
April	4,244	139	32.8	6	...	...	...	...	...	...	...	...	...	...	...	3	...	1	...	...	...	...	...	...	...	
May	4,085	137	33.5	3	...	...	...	2	...	...	...	...	...	...	...	...	...	...	...	...	...	...	...	1	...	
June	4,319	133	30.8	4	...	...	...	...	...	...	...	1	...	...	...	1	...	...	...	...	...	...	...	...	...	
July	4,272	159	35.1	8	...	...	...	...	...	...	...	1	1	...	...	1	...	...	...	...	...	...	...	1	1	
August	4,476	177	39.5	4	...	...	...	...	...	...	...	1	...	...	...	2	...	...	...	...	...	...	...	...	...	
September	4,435	199	44.9	1	...	...	...	...	...	...	...	...	...	...	...	1	...	...	...	...	...	...	...	...	...	
October	4,496	251	55.8	3	...	...	...	...	...	...	...	2	...	...	...	...	...	...	...	...	...	...	...	1	...	
November	4,670	231	49.5	1	...	...	...	1	...	...	...	...	...	...	...	...	...	...	...	...	...	...	...	...	...	
December	4,699	169	36.7	6	...	...	...	...	...	...	...	1	...	...	...	2	...	...	...	...	...	...	...	2	1	
						4	...	4	4	...	1	6	3	...	1	22	...	1	...	...	...	...	...	8	2	
Died per 1,000 of the Average Strength.																										
For the year	4,444	170	38.3	56	12.61	90	...	190	...	29	135	67	...	23	495	...	23	...	...	...	...	...	...	190	45	

CAUSES OF ADMISSIONS.	NUMBER OF ADMISSIONS INTO HOSPITAL IN EACH MONTH.												Total Admitted during the Year.	Admitted per 1,000 of Strength.	Died out of each hundred cases treated.
	Jan.	Feb.	March.	April.	May.	June.	July.	Aug.	Sept.	Oct.	Nov.	Dec.			
Cholera	...	...	...	1	1	...	7	...	...	...	...	...	8	1.8	50.00
Smallpox	...	...	1	...	...	...	...	...	...	...	...	...	2	...	...
Dysentery	...	...	...	...	...	...	...	...	...	...	...	...	...	...	...
Enteric Fever	...	...	...	...	...	...	...	...	...	...	...	...	...	...	...
Fever, Intermittent	145	97	97	136	96	69	90	116	236	637	341	168	2,238	503.6	18
" Remittent and Continued	8	9	8	6	6	...	2	1	3	1	3	1	47	10.6	8.51
Apoplexy	...	...	...	...	...	1	...	...	...	...	...	...	1	...	...
Dysentery	19	6	8	15	11	13	35	26	12	9	11	21	186	41.9	2.45
Diarrhoea	9	3	9	9	12	17	41	31	10	11	14	15	181	40.7	...
Hepatitis	1	...	...	1	...	...	2	...	2	1	1	...	8	1.8	...
Spleen Disease	2	4	1	4	3	3	1	1	1	9	4	3	36	8.1	2.78
Respiratory Diseases	23	37	31	31	13	12	6	8	13	15	19	25	233	52.4	9.44
Phthisis Pulmonalis	...	...	...	1	...	...	...	...	...	...	...	...	1	...	...
Droopy	...	...	...	...	...	1	...	...	...	...	...	...	2	...	...
Scurvy	...	1	...	...	...	...	1	...	...	...	1	...	6	1.4	...
Rheumatism	13	24	20	16	25	19	17	16	21	17	13	21	224	50.4	...
Veneral Diseases	7	12	11	8	11	11	11	6	3	13	11	9	113	25.4	...
Eye Diseases	12	13	15	31	13	7	24	30	30	24	17	25	241	54.2	...
Abscess and Ulcer	50	29	21	29	36	33	53	43	16	34	28	38	429	94.5	...
Wounds and Accidents	38	35	19	31	16	22	36	28	37	49	27	39	377	84.8	...
All other Causes	36	25	31	61	56	44	57	47	37	57	16	22	479	107.8	...
	303	295	272	372	299	252	383	353	434	897	506	377	4,803		
Admitted per 1,000 of the Average Strength in each Month.															
	76.6	64.7	61.3	87.6	73.2	58.4	89.7	78.9	97.9	199.5	108.4	82.0	1080.8		

The Total Strength of the Corps of the Central India Force was 5,609, and out of this Strength the Deaths were 76, which gives a ratio of 13.55 per 1,000.

The Gain and Loss Statement for the year is as under:—

Strength borne on the Rolls at the beginning of the year	5,605
Additions received during the year	464
<b>Total</b>	<b>6,069</b>
Deaths at Head-quarters and in detachments 56; on furlough 6; on sick leave 14; invalided for discharge 153; otherwise discharged 221	452
Remaining on the Rolls of the Regiments on 31st December	5,617



# NATIVE TROOPS, 1872.

## VIII.

TABLE showing the SICKNESS and MORTALITY among the NATIVE TROOPS composing the PUNJAB IRREGULAR FORCE during the Year 1872, and the prevalence of the principal Diseases in each Month of the Year.

MONTHS.	Average Strength.	Average Number Daily Sick.	Number Daily Sick per 1,000 of Strength.	Number of Deaths.	Died per 1,000 of Strength.	CAUSES OF DEATHS IN HOSPITAL.																			Died out of Hospital.
						Cholera.	Smallpox.	Enteric Fever.	Fever, Intermittent.	Fever, Remittent.	Fever, Continued.	Apoplexy.	Dysentery.	Diarrhoea.	Hepatitis.	Spleen Disease.	Respiratory Diseases.	Heart Diseases.	Phthisis Pulmonalis.	Dropsy.	Scurvy.	Atrophy and Anæmia.	Wounds and Accidents.	All other Causes.	
January	11,095	617	55.6	26	...	...	...	1	8	...	...	2	1	1	...	10	...	1	...	...	...	...	...	...	...
February	11,134	589	52.9	42	...	...	...	...	8	...	1	...	...	...	...	11	...	...	...	...	...	...	...	...	...
March	10,686	424	39.7	...	...	...	...	...	...	...	...	1	...	...	...	...	...	...	...	...	...	...	...	...	...
April	9,693	277	28.6	9	...	...	...	...	...	...	...	...	...	...	...	...	...	...	...	...	...	...	...	...	...
May	8,964	298	33.2	5	...	...	...	...	...	...	...	...	...	...	...	...	...	...	...	...	...	...	...	...	...
June	9,142	322	35.2	8	...	1	...	3	1	...	1	...	...	...	...	...	...	...	...	...	...	...	...	...	...
July	9,286	367	39.5	3	...	...	...	...	...	...	1	...	...	...	...	...	...	...	...	...	...	...	...	...	...
August	9,340	480	51.4	30	...	27	...	...	1	...	...	...	...	...	...	...	...	...	...	...	...	...	...	...	...
September	9,510	632	66.6	42	...	33	...	42	...	...	1	...	4	...	...	...	...	...	...	...	...	...	...	...	...
October	9,405	794	83.9	9	...	...	...	1	...	...	2	...	4	...	...	...	...	...	...	...	...	...	...	...	...
November	10,689	708	74.7	15	...	...	...	...	4	...	...	...	1	...	...	6	...	1	...	...	...	...	...	...	...
December	11,267	605	61.7	36	...	1	1	1	...	6	...	...	5	1	...	2	18	...	...	...	...	...	...	...	...
						62	1	2	7	34	...	6	15	5	1	2	55	...	4	...	...	2	3	10	3
Died per 1,000 of the Average Strength.																									
For the year	10,022	526	62.5	212	21.16	6.18	1.10	4.29	...	...	...	...	1.50	...	...	...	5.49	...	...	...	...	...	...	...	...

CAUSES OF ADMISSIONS.	NUMBERS OF ADMISSIONS INTO HOSPITAL IN EACH MONTH.												Total Admitted during the Year.	Admitted per 1,000 of Strength.	Died out of each hundred cases treated.
	Jan.	Feb.	March.	April.	May.	June.	July.	Aug.	Sept.	Oct.	Nov.	Dec.			
Cholera	...	...	...	...	...	1	...	44	47	1	...	...	93	9.3	66.67
Smallpox	...	1	...	...	...	...	...	1	...	...	2	3	7	7	14.29
Dysentery	...	...	...	...	...	...	...	...	...	...	...	...	...	...	...
Enteric Fever	...	...	...	...	...	1	...	...	...	1	...	...	2	2	...
Fever, Intermittent and Remittent	616	462	271	305	285	368	451	838	1,601	2,873	1,700	980	10,756	1,075.6	...
Fever, Continued	53	41	16	10	5	8	10	2	5	11	16	25	202	20.2	16.83
Apoplexy	...	...	...	...	...	2	1	...	1	...	...	...	4	4	100.00
Dysentery	76	37	37	48	51	35	77	104	106	121	89	86	867	86.7	...
Diarrhoea	58	33	26	59	47	63	74	85	133	62	47	55	723	72.3	1.26
Hepatitis	3	1	2	...	2	3	1	...	3	6	...	2	23	2.3	4.35
Spleen Disease	29	15	...	7	7	2	6	...	10	27	39	58	205	20.5	9.7
Respiratory Diseases	162	120	54	67	61	20	25	22	13	18	60	137	769	76.9	7.25
Phthisis Pulmonalis	2	6	2	...	4	2	1	1	1	...	3	1	22	2.2	18.18
Dropsy	...	...	...	...	...	...	...	...	...	...	...	...	1	1	...
Scurvy	2	2	5	10	2	...	2	2	1	...	5	1	35	3.5	...
Rheumatism	96	89	64	46	32	46	54	44	48	62	79	719	71.9	...	...
Veneral Diseases	16	19	7	13	24	16	22	13	16	17	19	13	195	19.5	...
Eye Diseases	10	17	12	22	31	21	35	24	35	32	18	14	271	27.1	...
Abscess and Ulcer	145	97	66	89	87	105	226	166	121	128	122	116	1,468	146.8	...
Wounds and Accidents	125	119	89	133	93	102	122	163	103	109	113	154	1,364	136.4	...
All other Causes	108	108	88	109	91	128	155	108	129	103	90	110	1,327	132.7	...
	1,482	1,166	747	909	822	914	1,262	1,561	2,373	3,564	2,388	1,845	19,043		...
Admitted per 1,000 of the Average Strength in each Month.															
	134.5	104.7	69.0	93.8	91.7	100.0	135.9	167.1	249.5	376.5	223.4	163.9	190.1		...

Calculated on a Strength of 12,314, the Total Strength absent as well as present, the Death-rate of the year is 21.47 per 1,000—the equivalent of 289 deaths.

The Gain and Loss Statement for the Frontier Force for the year is as under:—

Strength borne on the Regimental Rolls on 1st January 1873	...	...	...	...	...	12,369
Additions received during the year	...	...	...	...	...	1,104
TOTAL						13,473
Deaths at Head-quarters and in Detachments 214; died while on furlough and sick leave 75; invalided for discharge 234; transfers given 24; discharged otherwise 620	...	...	...	...	...	1,237
Remaining on the Rolls at the close of 1872	...	...	...	...	...	12,236



# NATIVE TROOPS, 1872.

## IX.

TABLE showing the SICKNESS and MORTALITY among the NATIVE TROOPS of the REGULAR ARMY and of the PUNJAB FRONTIER FORCE serving TRANS-INDUS during the Year 1872, and the prevalence of the principal Diseases in each Month of the Year.

This Table contains the entire of the figures shown in the Statement for the Punjab Frontier Force, with the exception of the Statistics of Abbottabad, as well as the Statistics of the Regiments of the Regular Native Army serving beyond the Indus, already incorporated in the General Statement for the Punjab.]

MONTHS.	Average Strength.	Average Number Daily Sick.	Number Daily Sick per 1,000 of Strength.	Number of Deaths.	Died per 1,000 of Strength.	CAUSES OF DEATHS IN HOSPITAL.																	Died out of Hospital.		
						Cholera.	Smallpox.	Enteric Fever.	Fever, Intermittent.	Fever, Remittent.	Fever, Continued.	Apoplexy.	Dysentery.	Diarrhea.	Hepatitis.	Spleen Disease.	Respiratory Diseases.	Heart Diseases.	Phthisis Pulmonalis.	Dropsy.	Scurvy.	Atrophy and Anæmia.		Wounds and Accidents.	All other Causes.
						90	1	12	42	6	21	11	4	70	1	3	1	6	4	13	6				
Died per 1,000 of the Average Strength.																									
For the year	13,003	625	47.7	291	22.23	6.87			4.20	4.6	1.60	.84		.31	5.34	.08	.23		.08	.46	.31	.90	.46		

CAUSES OF ADMISSIONS.	NUMBER OF ADMISSIONS INTO HOSPITAL IN EACH MONTH.												Total Admitted during the Year.	Admitted per 1,000 of Strength.	Died out of each hundred cases treated.	
	Jan.	Feb.	March.	April.	May.	June.	July.	Aug.	Sept.	Oct.	Nov.	Dec.				
	Cholera								44	47	45	1				
Smallpox		1				1	1		1			2	2	8	.6	
Dengue																
Enteric Fever																
Fever, Intermittent and Remittent	717	542	338	337	312	382	521	1,066	2,525	4,107	2,319	1,245	14,411	110.7	.08	
" Continued	62	46	20	14	9	6	11	2	7	13	18	28	236	18.0	17.80	
Apoplexy						2	1		1				4	.3	100.00	
Dysentery	112	59	49	71	67	53	92	114	138	199	140	144	1,320	99.2		
Diarrhea	65	40	25	61	54	48	65	94	149	113	80	82	876	66.9	1.53	
Hepatitis	1	1	2			3	3		3	7		2	22	1.7		
Spleen Disease	24	17	8	6	7	2	5	8	14	40	45	66	242	18.5	1.65	
Respiratory Diseases	171	129	66	59	42	19	24	22	24	34	70	179	839	64.1	8.34	
Phthisis Pulmonalis	1	3	4	1	2	2		1	1		1	1	17	1.3	17.65	
Dropsy	1						1		1				3	.2		
Scurvy	2	1		3			1		1	5	1	2	23	1.7	4.55	
Rheumatism	111	90	72	64	37	47	57	44	43	52	72	84	773	59.0		
Veneral Diseases	13	28	8	21	27	22	27	18	24	19	29	15	261	19.2		
Eye Diseases	13	18	14	35	43	27	49	32	42	39	19	14	345	26.3		
Abscess and Ulcer	184	110	78	97	162	119	272	184	121	130	125	115	1,637	125.0	.90	
Wounds and Accidents	162	144	115	150	108	112	134	94	88	99	120	140	1,466	112.0		
All other Causes	129	122	111	129	89	125	160	113	142	139	165	150	1,573	120.1		
	1,769	1,341	914	1,048	901	970	1,423	1,838	3,370	5,033	3,197	2,279	24,083			
Admitted per 1,000 of the Average Strength in each Month.																
	123.6	93.9	64.2	82.8	70.9	80.4	117.3	149.8	272.7	401.0	230.3	168.7	189.4			



# NATIVE TROOPS, 1872.

## X.

COMPARATIVE STATEMENT of the RATIOS of SICKNESS and MORTALITY among the NATIVE TROOPS serving in the various PROVINCES of the BENGAL PRESIDENCY for the Year 1872.

I.—AVERAGE DAILY SICK-RATE OF EACH MONTH.	RATIOS PER 1,000 OF STRENGTH.							
	Bengal Proper and Assam.	Gangetic Provinces.	Rohilkund and Meerut.	Agra and Central India.	Punjab.	Regular Native Army.	Punjab Frontier Force.	Central India Force.
January	643	348	258	674	345	449	556	333
February	652	330	297	513	289	415	529	336
March	701	275	283	495	256	414	397	324
April	696	330	314	330	277	400	286	378
May	580	296	330	346	297	356	332	335
June	563	275	316	345	272	340	352	399
July	543	278	272	349	295	341	395	351
August	569	407	378	456	390	431	514	395
September	597	537	560	1096	581	628	686	449
October	567	550	395	838	656	610	839	558
November	583	440	320	721	619	552	747	495
December	605	394	287	682	399	425	617	367
AVERAGE OF THE YEAR	599	371	336	562	392	447	525	383
II.—COMPOSITION OF THE ADMISSION-RATE OF THE YEAR.								
Dengue	2486	2700	336	2808	6	1161	...	...
Cholera	59	36	47	...	51	70	93	18
Intermittent Fevers	5903	4562	4551	8888	8494	6820	10732	5036
Remittent and Continued Fevers	303	115	142	31	106	137	202	106
Apoplexy	4	...	9	...	1	3	4	2
Dysentery	1583	637	350	476	618	946	505	419
Diarrhoea	1124	256	224	298	349	555	722	407
Hepatitis	32	20	30	31	15	23	23	18
Spleen Disease	174	48	161	135	106	117	204	81
Respiratory Diseases	778	370	379	603	496	675	767	524
Phthisis Pulmonalis	65	29	39	16	16	28	22	2
Scurvy	89	18	9	8	15	33	35	14
Rheumatism	679	547	317	134	637	676	717	504
Veneral Diseases	269	293	420	436	222	294	195	254
Eye Diseases	200	314	258	384	321	274	270	542
Abscess and Ulcer	870	932	756	1549	917	934	1465	945
Wounds and Accidents	1476	1056	881	1482	1039	1214	1381	848
All other Causes	1968	919	829	1126	1007	1200	1334	1088
ADMISSION-RATE OF THE YEAR	17882	12852	9718	18054	14226	14060	19001	10808
III.—COMPOSITION OF THE DEATH-RATE OF THE YEAR.								
Cholera	270	237	323	...	280	464	618	90
Fevers	316	85	237	182	203	217	429	180
Apoplexy	15	...	43	...	06	10	49	23
Dysentery	210	61	43	...	77	117	150	135
Diarrhoea	75	...	43	...	89	74	59	67
Hepatitis	...	34	32	...	11	10	10	...
Spleen Disease	15	61	32	...	32	28	20	23
Respiratory Diseases	150	186	323	443	318	309	549	495
Heart Diseases	...	17	43	...	...	...	...	...
Phthisis Pulmonalis	150	85	215	78	57	94	40	23
Atrophy and Anæmia	120	34	129	26	57	68	20	...
All other Causes	165	68	172	130	140	128	110	180
Wounds and Accidents	...	51	22	26	13	26	30	...
Deaths Out of Hospital	150	34	43	104	77	97	30	45
DEATH-RATE OF THE YEAR	1636	933	1680	1067	1349	1651	2116	1261
INCLUDING ABSENT DEATHS	...	...	...	...	...	2008	2347	1355
DIED OUT OF EACH HUNDRED CASES TREATED.								
IV.—MORTALITY RELATIVE TO THE NUMBER TREATED.								
Cholera	4615	6667	6818	...	5500	6594	6667	5000
Intermittent Fevers	21	08	28	21	12	17	07	18
Remittent and Continued Fevers	446	441	758	...	958	690	1683	851
Apoplexy	3333	...	5000	...	...	4000	10000	...
Dysentery and Diarrhoea	106	57	156	38	171	128	126	245
Hepatitis	...	1667	714	833	...	544	435	...
Spleen Disease	86	1072	133	192	300	240	97	278
Respiratory Diseases	139	505	832	667	641	537	725	944
Phthisis Pulmonalis	2326	2941	6536	5000	3600	3364	1818	...
Scurvy	1017	...	...	...	417	535	...	...



# NATIVE TROOPS, 1872.

## XI.

TABLE showing the DAILY AVERAGE SICK-RATE of each STATION in each MONTH.

STATIONS.	Average Strength for the period of observation.	DAILY SICK PER 1,000 OF AVERAGE STRENGTH IN EACH MONTH.												Average Daily Sick per 1,000 of Strength during the period of observation.	Ratio for each Province.
		January.	February.	March.	April.	May.	June.	July.	August.	September.	October.	November.	December.		
Port William	564	778	723	596	844	870	647	524	705	861	657	469	711	709	59.9
Alipore and Ballygunge	808	616	475	660	497	487	665	823	946	879	711	878	833	702	
Dum-Dum	204	692	1018	669	531	431	769	427	431	603	435	349	295	539	
Barrackpore	707	307	482	882	358	923	794	649	776	859	1059	916	831	820	
Berhampore	110	757	364	370	377	190	286	348	348	348	625	631	450	455	
Dacca	298	641	577	518	635	777	612	764	567	391	557	433	503	604	
Cachar and out-posts	543	1777	1954	2138	2093	711	448	516	467	517	556	564	265	1068	
Sylhet (9 months)	114	...	...	...	...	571	476	571	476	571	381	382	534	439	
Shillong and out-posts	604	314	316	687	753	372	408	477	426	398	331	550	389	447	
Gowhaty	417	495	676	690	430	446	569	626	656	806	729	704	596	624	
Tezpur	151	603	594	495	696	860	788	727	759	864	1049	698	743	728	
Nowgong	82	235	476	238	476	270	139	533	471	353	349	471	118	366	
Debrooghur	689	342	251	269	372	573	516	410	418	510	492	394	278	406	
Buxa	611	373	362	417	414	450	516	333	279	268	301	285	376	360	
Jalpaigoree (10 months)	352	...	...	184	394	327	419	341	251	347	276	400	428	341	
Bhanguipore	388	394	364	282	316	378	380	370	354	325	388	256	245	335	
Dinapore	487	458	311	185	856	352	116	188	381	348	248	159	172	287	
Segowlie	291	113	114	125	154	175	114	179	146	187	135	140	97	157	
Benares	559	444	597	362	279	282	412	424	491	941	489	581	552	483	
Chunar	70	143	...	...	...	143	143	143	571	571	286	429	143	286	
Gorakhpore	651	657	547	486	382	354	524	406	451	570	1227	523	671	553	
Fyzabad	688	256	248	133	171	198	182	114	248	607	727	359	360	291	
Lucknow	1,084	274	270	228	235	278	359	403	630	457	570	702	634	397	
Seetapore (9 months)	210	...	...	...	651	356	386	215	170	298	276	286	414	333	
Fatehghur	176	743	862	400	284	398	457	511	511	398	341	511	511	511	
Cawnpore	738	345	288	338	369	238	259	292	346	426	518	446	313	319	
Allahabad	922	276	280	219	315	185	166	161	343	776	527	493	364	336	
Nagode (9 months)	103	...	...	...	102	396	182	360	707	625	690	536	435	388	
Shahjehanpore	270	155	259	276	339	237	242	285	218	169	213	303	266	259	
Bareilly	805	339	468	321	360	394	363	280	298	331	318	317	166	324	
Moradabad	400	117	295	346	328	311	386	403	419	445	498	354	142	325	
Almorah	538	...	...	...	319	254	269	444	348	464	519	410	479	353	
Deyrah	435	354	406	364	646	717	590	337	596	403	370	409	371	483	
Roorkee (11 months)	656	...	137	221	259	309	299	217	314	316	175	196	167	244	
Meerut	846	594	295	167	193	169	140	185	443	1019	466	326	324	343	
Delhi	656	217	374	351	188	295	250	241	452	907	516	231	164	351	
Aggra	932	726	523	455	324	309	372	327	511	253	1008	574	1256	708	
Morar	1,547	855	612	478	363	420	384	368	428	592	690	780	545	549	
Jhansi	655	365	351	183	195	162	172	184	243	715	684	746	653	397	
Nowgong	290	462	462	432	388	215	242	439	745	909	979	1042	662	652	
Seepore, Sambhur and Ulwar	151	448	149	129	132	132	197	331	464	397	592	399	404	331	
Lalitpore	70	462	615	154	411	274	274	411	714	571	556	417	278	429	
Deoloe	199	492	595	524	581	964	793	747	641	1062	1374	691	644	754	
Unhalla	863	263	294	211	239	318	370	253	620	1012	753	421	240	417	
Simla (6 months)	154	...	...	...	...	...	...	...	...	...	...	...	...	483	
Loodinah	120	...	98	93	168	279	447	408	1075	2340	2316	741	93	583	
Phillour (10 months)	38	...	...	...	...	...	...	...	...	...	...	...	...	...	
Jullundur	490	1429	426	381	348	391	245	236	287	649	824	775	685	510	
Ferozpur	634	142	152	128	221	191	170	301	450	435	399	281	176	237	
Mooltan	957	237	217	139	177	226	312	395	706	977	1345	1599	1072	596	
Sealkote	907	184	169	287	311	298	274	288	351	519	381	350	404	331	
Dharmasalla	500	516	529	690	413	684	518	486	333	444	370	370	320	420	
Bukloh	444	291	236	312	768	699	519	388	391	417	227	245	312	429	
Unariteer	267	569	361	177	226	279	240	192	509	1298	958	688	478	467	
Meeran Meer	1,261	280	397	270	209	120	81	137	776	484	891	929	555	373	
Jhelum	1,394	193	278	271	257	509	342	405	493	651	905	894	422	491	
Rawalpindce	1,866	372	305	295	456	445	356	446	499	376	402	366	375	375	
Tallagunge	599	305	292	146	98	206	199	271	289	487	520	435	253	286	
Attock	174	391	287	497	115	129	282	169	192	269	1183	1136	1250	517	
Hozara (7 months)	461	...	...	...	...	...	...	...	...	...	...	...	...	260	
Murree	78	298	...	417	209	290	290	100	290	390	203	833	417	256	
Nowshera	809	595	490	438	296	185	275	411	595	821	988	953	491	519	
Cherat (8 months)	110	...	...	...	...	...	...	...	...	...	...	...	...	364	
Peshawar	3,084	426	313	230	212	200	190	214	246	481	537	557	369	334	
out-posts	471	43	43	21	43	21	64	129	314	325	779	259	127	191	
PUNJAB FRONTIER FORCE.															
Mardan	883	377	368	353	150	193	216	334	324	608	832	714	537	434	52.5
Abbotabad	1,365	566	576	376	277	367	388	421	471	398	370	381	492	418	
Kohat and out-posts	2,309	576	606	420	271	331	369	412	621	919	840	618	546	546	
Bannoo and out-posts	1,734	591	539	449	284	322	360	385	426	545	989	1078	1094	588	
Dera Ghazee Khan and out posts	1,517	506	757	475	362	316	341	466	681	773	857	793	579	593	
Dera Ismael Khan and out-posts	1,696	375	254	235	277	365	313	263	433	705	923	779	582	460	
Rajapore and out-posts	547	569	598	531	417	497	497	561	493	586	1259	1342	629	658	
CENTRAL INDIA FORCE.															
Augur	295	114	171	98	83	157	182	103	103	100	104	156	122	136	35.3
Goonah	334	191	183	108	104	191	216	199	182	319	444	245	260	210	
Sirdarpore	404	254	243	245	393	435	358	352	398	444	548	419	323	371	
Kherwarrah	509	299	262	342	263	169	329	333	411	664	765	635	510	440	
Eringpoorah	748	192	170	293	258	236	291	219	164	223	492	453	280	254	
Deoloe	756	446	697	660	401	434	494	579	690	757	743	612	388	556	
Schore	806	340	244	265	392	416	243	418	553	433	474	413	309	372	
Ajmore	601	656	533	419	415	402	448	423	379	546	717	674	607	516	



# NATIVE TROOPS, 1872.

## XII.

TABLE showing the *RATIO* in which the *CHIEF DISEASES* have contributed to make up the *ADMISSION-RATE* of each *STATION*.

STATIONS.	Average Strength during the period of observation.	ADMITTED INTO HOSPITAL PER 1,000 OF AVERAGE STRENGTH.												Admitted per 1,000 of Strength during the period of observation.
		Dysentery.	Cholera.	Fever.	Dysentery.	Diarrhoea.	Hepatitis.	Spica Disease.	Ophthalmia.	Rheumatism.	Veneral Diseases.	Diseases of the Respiratory Organs.	All other Causes.	
Fort William	564	7181	53	3510	1597	1028	18	160	195	532	621	1082	3262	19149
Alipore and Ballygunge	898	7361	11	6782	2895	1837	33	301	212	791	178	724	6314	27439
Dum-Dum	204	5098	...	5441	2900	1912	49	98	196	833	294	1128	3824	21863
Barrackpore	707	4785	71	9165	1188	1358	42	243	99	835	240	819	4158	22083
Berhampore	110	5727	...	6545	1273	818	...	...	...	727	364	1364	3273	20091
Dacca	298	2349	67	7416	2919	1510	67	...	34	638	168	910	3599	19698
Chunar and out-posts	543	117	117	7974	2689	976	...	221	479	1195	147	810	3757	18395
Sylhet (9 months)	114	175	...	5088	790	175	88	...	175	1140	351	351	1404	9517
Shillong and out-posts	694	...	50	4338	745	728	83	152	248	629	464	414	3626	11597
Gowhaty	417	168	144	7296	935	690	24	360	383	480	593	719	4355	18177
Tezpur	151	132	199	8157	293	1126	132	795	464	1325	602	2185	9097	25697
Nongong	83	122	...	7227	854	366	...	...	...	1311	488	366	2083	14147
Debrooghar	669	...	58	6694	1699	1161	...	102	160	609	29	653	4847	15312
Bam	611	...	...	3421	949	949	16	16	49	278	82	1018	3650	10458
Jalpaigore (10 months)	332	...	85	5483	1222	1279	...	...	170	170	57	142	2102	16710
Bhaugulpore	388	51	26	2474	335	232	26	...	129	490	399	335	4433	8840
Dinapore	457	842	41	2998	760	398	21	21	41	216	103	431	2792	8694
Sepoahle	291	...	...	584	275	193	...	...	69	137	103	103	859	2233
Benares	559	8014	18	3378	680	233	18	89	143	429	519	465	3524	17710
Chunar	70	...	280	7714	1828	714	...	...	1000	429	429	429	2143	14143
Gorakhpore	651	61	...	9631	875	154	31	154	597	491	168	369	3610	16631
Fyzabad	688	3313	...	3866	930	29	29	73	276	393	320	87	1773	11119
Lucknow	1084	2417	74	5591	461	240	9	28	397	996	293	461	3339	14216
Sectapore (9 months)	210	48	...	2286	381	190	...	48	619	381	333	143	2009	6129
Pattichgur	176	...	...	6364	682	739	170	114	795	1534	341	909	4886	16534
Cawnpore	738	54	14	5569	542	583	14	...	339	474	95	298	3780	11762
Allahabad	922	6540	76	2595	542	185	...	11	271	347	152	466	2310	13695
Nagode (9 months)	103	...	...	4078	194	...	97	...	97	680	485	97	3910	8738
Shahjehanpore	270	...	185	2296	519	74	74	38	74	222	259	519	2481	6741
Bareilly	895	...	11	2961	145	101	...	56	335	255	89	424	3598	7965
Moradabad	490	...	...	2573	309	75	25	125	125	490	209	575	2455	6825
Almorah	538	...	...	2565	242	112	...	297	416	1394	372	1468	6896	14686
Dehra	435	...	230	3172	161	667	230	1080	506	614	253	2620	10322	7652
Dourkee (11 months)	656	...	61	2829	153	198	15	61	183	274	396	259	3212	7652
Meerat	846	272	24	6090	461	225	...	94	177	189	189	485	1782	12691
Delhi	656	2927	...	7912	686	351	...	76	107	366	411	183	1921	14040
Agra	932	11996	...	6760	461	418	21	64	279	1215	365	604	5258	27521
Morar	1547	...	...	11590	588	161	26	136	336	446	737	679	3393	17942
Jhansi	655	...	...	6366	412	76	46	198	214	604	559	733	4107	13296
Norwong	290	...	...	6310	315	138	...	345	241	759	172	448	7759	15517
Seepore, Sambhur, and Uwar	151	...	...	6023	132	265	132	60	132	729	265	199	3311	11894
Lullupore	70	...	...	9857	429	286	...	...	143	1000	714	671	3143	16143
Deole	199	...	...	8241	352	50	50	50	352	1296	492	1055	6478	17236
Umballa	893	...	12	13291	475	270	...	23	719	695	174	391	2920	18830
Simla (6 months)	164	...	...	3475	427	183	...	...	305	122	395	610	1768	7195
Loodianah	120	83	...	16417	250	...	...	...	250	583	590	167	1667	19917
Phillour (10 months)	38	...	...	...	...	...	...	...	...	...	...	...	...	...
Ferozepore	490	82	20	8347	592	286	20	184	397	1143	163	469	3041	14714
Jalandhar	634	...	...	3078	317	158	32	268	652	631	284	489	2093	7792
Mooltan	957	...	...	13855	543	272	21	63	469	178	115	387	3155	18578
Sealkote	507	...	...	4101	309	287	11	...	320	628	143	452	3859	10110
Dharmatalla	590	...	...	5740	290	309	...	...	540	810	309	180	3280	11380
Bukh	444	...	...	4887	293	225	...	113	270	833	473	713	5378	13176
Umritsar	267	...	...	18915	718	187	...	112	375	449	524	2659	23093	22551
Meer Meer	1261	...	198	15813	706	325	...	24	222	698	174	595	3243	12446
Jhelum	1394	...	...	46195	1227	652	15	77	322	614	199	690	4699	12446
Rawalpindie	1866	...	5	1827	231	86	27	118	273	425	247	482	2085	5894
Tallagunge	560	...	...	4946	536	553	...	232	179	590	179	464	4536	12125
Attock	174	...	...	12586	492	58	58	172	58	575	172	345	1494	19920
Huzara (7 months)	461	...	...	1692	412	195	...	22	65	325	130	130	1432	4903
Murre	78	...	...	1923	611	769	...	...	128	...	769	1028	3077	8313
Nowshera	899	...	...	9901	581	99	25	49	321	247	210	284	2418	14165
Cherat (8 months)	110	...	...	1909	1454	1273	...	...	273	818	91	273	1636	7727
Peshawar	3684	...	143	9873	918	645	10	188	288	477	237	665	2746	16190
out-posts	471	...	21	11168	531	297	...	21	149	106	85	106	637	23121
PUNJAB FRONTIER FORCE.														
Murad	833	...	...	5791	59	703	...	70	504	692	328	528	4678	13153
Abbottabad	1395	...	7	5165	132	691	44	190	374	590	256	1143	4330	13292
Kohat and out-posts	2399	...	394	12776	1178	1524	35	178	169	879	169	1239	3733	22274
Bannoo and out-posts	1734	...	...	13281	1148	640	...	288	295	611	167	433	4568	21407
Dera Ghazee Khan and out-posts	1517	...	...	12709	523	330	13	152	244	600	119	652	4911	28573
Dera Ismael Khan and out-posts	1696	...	6	12016	1250	371	24	397	259	566	218	466	3526	19999
Rajapore and out-posts	547	...	...	9609	384	91	37	128	201	676	91	347	4496	16270
CENTRAL INDIA FORCE.														
Angur	295	...	...	1186	576	68	...	...	136	136	34	102	919	3187
Goanah	334	...	30	2784	479	150	30	180	300	269	269	180	958	5629
Sindarpore	494	...	...	5421	223	421	...	99	614	396	173	569	3762	11798
Khorasarrh	590	...	...	8129	240	420	40	60	580	440	140	140	6000	10680
Eripoorah	748	...	...	5067	107	67	...	27	588	281	227	388	1617	8369
Deole	756	...	...	3929	106	119	...	66	688	384	370	1283	3743	10688
Sehore	896	...	87	6709	1101	1352	37	62	409	296	261	216	1650	12581
Ajmere	691	...	...	5258	333	216	33	183	715	1218	383	815	4060	13244



NATIVE TROOPS, 1872.

## XIII.

TABLE showing the MORTALITY in each STATION, the CAUSES of DEATHS, and the RATIO of DEATHS to STRENGTH.

[illegible]

\* See Note to Table II.

† This total includes two deaths of men of the Peshawar Mountain Train Battery, which went on field service with the Loosdale Force. In the Regimental Table these deaths are incorporated with the mortality of the Frontier Force, where the deaths of the Regular Army are given as 645, and those of the Frontier Force as 214.

1. Resident men absent from their regiments, these totals include the men who died on the march, at the Delhi Camp, and with the Loshale Field Force.



# NATIVE TROOPS, 1872.

## XIV.

TABLE showing the PREVALENCE of CHOLERA in each MONTH and the DISTRIBUTION of the DISEASE by STATIONS and PROVINCES.

STATIONS.	Average Strength during the period of occupation.	NUMBER OF ADMISSIONS INTO HOSPITAL IN EACH MONTH.												Total Admissions of the Year.	Admission-rate per 1,000 of Strength for each Province.	Total Deaths of the Year.	Death-rate per 1,000 of Strength for each Province.
		Jan.	Feb.	Mar.	April.	May.	June.	July.	Aug.	Sept.	Oct.	Nov.	Dec.				
Troops marching in Bengal and North-Western Provinces	...	...	...	...	2	4	2	...	...	...	...	...	1	9	...	5	...
Delhi Camp	...	...	...	...	...	...	...	...	...	...	...	...	...	105	...	86	...
Lushai Field Force	...	...	2	4	97	2	...	...	...	...	...	...	...	3	...	2	...
Fort William	...	...	...	...	...	...	...	...	...	...	...	...	...	1	...	1	...
Alipore	...	...	...	...	...	...	1	...	...	...	...	...	...	...	...	...	...
Dum-Dum	...	...	...	...	...	...	...	...	...	...	...	...	...	...	...	...	...
Barrackpore	...	...	...	...	...	...	...	2	...	...	...	...	...	...	...	...	...
Berhampore	...	...	...	...	...	...	...	...	...	...	...	...	...	...	...	...	...
Dacca	...	...	...	...	...	...	...	...	...	...	...	...	...	...	...	...	...
Cachar and out-posts	...	...	...	6	2	...	...	...	...	...	...	...	...	...	...	...	...
Sylhet (9 months)	...	...	...	...	...	...	...	...	...	...	...	...	...	...	...	...	...
Shillong and out-posts	...	...	1	...	1	...	...	1	...	...	...	...	...	3	59	...	270
Gowhaty	...	...	...	...	...	6	...	...	...	...	...	...	...	6	...	3	...
Tezpur	...	...	...	...	...	2	1	...	...	...	...	...	...	3	...	3	...
Nowgong	...	...	...	...	...	...	...	...	...	...	...	...	...	...	...	...	...
Debrooghar	...	...	...	...	...	1	1	...	...	...	...	...	...	4	...	2	...
Buxa	...	...	...	...	...	...	...	...	...	...	...	...	...	...	...	...	...
Julpigoree (10 months)	...	...	...	...	...	1	...	...	...	...	...	...	...	3	...	1	...
Rhaingulpore	...	...	...	...	...	...	...	...	...	...	...	...	...	1	...	...	...
Dinapore	...	...	...	...	...	1	...	...	...	1	...	...	...	2	...	2	...
Sogowlie	...	...	...	...	...	...	...	...	...	...	...	...	...	...	...	...	...
Benares	...	...	...	...	...	...	...	...	...	...	...	...	1	1	...	1	...
Chunar	...	...	...	...	...	...	1	...	...	...	...	...	...	2	...	...	...
Goruckpore	...	...	...	...	...	...	...	...	...	...	...	...	...	...	...	...	...
Fyzabad	...	...	...	...	...	...	...	...	...	...	...	...	...	...	...	...	...
Lucknow	...	1,084	...	...	1	2	...	2	2	1	...	...	...	8	36	6	237
Sootapore (9 months)	...	210	...	...	...	...	...	...	...	...	...	...	...	...	...	...	...
Fatehgarh	...	176	...	...	...	...	...	...	...	...	...	...	...	...	...	...	...
Cawnpore	...	738	...	...	...	...	1	...	...	...	...	...	...	1	...	1	...
Allahabad	...	922	...	...	...	4	...	...	3	...	...	...	...	7	...	4	...
Nagode (9 months)	...	103	...	...	...	...	...	...	...	...	...	...	...	...	...	...	...
Shahjehanpore	...	270	...	...	...	...	...	...	...	...	...	...	...	...	...	...	...
Bareilly	...	885	...	...	...	...	...	...	1	...	...	...	...	1	...	...	...
Moradabad	...	400	...	...	...	...	...	...	...	...	...	...	...	...	...	...	...
Almorah	...	538	...	...	...	...	...	...	...	...	...	...	...	...	...	...	...
Dehra	...	435	...	...	...	...	...	1	8	...	...	...	1	10	47	10	323
Roorkee (11 months)	...	656	...	...	...	...	...	...	...	4	...	...	...	4	...	2	...
Merrut	...	886	...	...	...	...	...	...	1	1	...	...	...	...	...	...	...
Delhi	...	656	...	...	...	...	...	...	...	...	...	...	...	...	...	...	...
Agra	...	902	...	...	...	...	...	...	...	...	...	...	...	...	...	...	...
Morar	...	1,547	...	...	...	...	...	...	...	...	...	...	...	...	...	...	...
Jhansi	...	655	...	...	...	...	...	...	...	...	...	...	...	...	...	...	...
Nowgong	...	290	...	...	...	...	...	...	...	...	...	...	...	...	...	...	...
Serpret, Sambhar and Ulwar	...	151	...	...	...	...	...	...	...	...	...	...	...	...	...	...	...
Lullupore	...	70	...	...	...	...	...	...	...	...	...	...	...	...	...	...	...
Deoloe	...	169	...	...	...	...	...	...	...	...	...	...	...	...	...	...	...
Umballa	...	863	...	...	...	...	...	...	...	1	...	...	...	1	...	...	...
Simla (6 months)	...	164	...	...	...	...	...	...	...	...	...	...	...	...	...	...	...
Loodianah	...	120	...	...	...	...	...	...	...	...	...	...	...	...	...	...	...
Phillour (10 months)	...	38	...	...	...	...	...	...	...	...	...	...	...	...	...	...	...
Jullundur	...	490	...	...	...	...	...	...	1	...	...	...	...	1	...	1	...
Ferozepore	...	634	...	...	...	...	...	...	...	...	...	...	...	...	...	...	...
Mooltan	...	957	...	...	...	...	...	...	...	...	...	...	...	...	...	...	...
Saskote	...	907	...	...	...	...	...	...	...	...	...	...	...	...	...	...	...
Dharmasalla	...	500	...	...	...	...	...	...	...	...	...	...	...	...	...	...	...
Bukloh	...	444	...	...	...	...	...	...	...	...	...	...	...	...	...	...	...
Umaritaur	...	267	...	...	...	...	...	...	...	...	...	...	...	...	...	...	...
Meean Meer	...	1,361	...	...	...	...	...	...	19	6	...	...	...	25	51	12	280
Jhelum	...	1,304	...	...	1	...	...	2	3	...	...	...	...	6	...	2	...
Rawalpindoe	...	1,806	...	...	...	...	...	...	1	...	...	...	...	1	...	...	...
Tallagunge	...	560	...	...	...	...	...	...	...	...	...	...	...	...	...	...	...
Attock	...	174	...	...	...	...	...	...	...	...	...	...	...	...	...	...	...
Hunara (7 months)	...	461	...	...	...	...	...	...	...	...	...	...	...	...	...	...	...
Murree	...	78	...	...	...	...	...	...	...	...	...	...	...	...	...	...	...
Nowshera	...	809	...	...	...	...	...	...	...	...	...	...	...	...	...	...	...
Cherat (8 months)	...	110	...	...	...	...	...	...	...	...	...	...	...	...	...	...	...
Peshawar	...	3,084	...	...	...	...	...	...	...	...	43	1	...	44	...	28	...
out-posts	...	471	...	...	...	...	...	...	...	...	...	...	...	1	...	1	...
Troops on march, Punjab	...	...	...	...	1	...	...	...	...	...	...	...	...	1	...	...	...
<b>TOTAL</b>	...	39,179	3	4	104	12	19	8	9	48	14	48	3	276	7.0	182	4.64
Muridan	...	853	...	...	...	...	...	...	...	...	...	...	...	...	...	...	...
Abottabad	...	1,365	...	...	...	...	1	...	...	...	...	...	...	1	...	1	...
Kohat	...	2,300	...	...	...	...	...	...	44	46	1	...	...	91	...	59	6.18
Bunoo	...	1,734	...	...	...	...	...	...	...	...	...	...	...	...	...	...	...
Dera Ghazee Khan and out-posts	...	1,517	...	...	...	...	...	...	...	...	...	...	...	...	...	...	...
Dera Ismael Khan and out-posts	...	1,696	...	...	...	...	...	...	...	1	...	...	...	1	...	1	...
Rajapore and out-posts	...	547	...	...	...	...	...	...	...	...	...	...	...	...	...	...	...
<b>TOTAL</b>	...	10,022	...	...	...	...	1	...	44	47	1	...	...	93	...	61	...
Anger	...	295	...	...	...	...	...	...	...	...	...	...	...	...	...	...	...
Goohah	...	334	...	...	...	...	1	...	...	...	...	...	...	...	...	...	...
Sirdarpore	...	404	...	...	...	...	...	...	...	...	...	...	...	...	...	...	...
Kherwarah	...	500	...	...	...	...	...	...	...	...	...	...	...	...	...	...	...
Erimpoorah	...	748	...	...	...	...	...	...	...	...	...	...	...	...	...	...	...
Deoloe	...	756	...	...	...	...	...	...	...	...	...	...	...	...	...	...	...
Schore	...	805	...	...	...	...	...	7	...	...	...	...	...	7	...	4	...
Ajmere	...	601	...	...	...	...	...	...	...	...	...	...	...	...	...	...	...
<b>TOTAL</b>	...	4,444	...	...	...	1	...	7	...	...	...	...	...	8	...	...	...



NATIVE TROOPS. 1872.

## XV.

TABLE showing the PREVALENCE of DENGUE in each MONTH and the DISTRIBUTION of the DISEASE by STATIONS and PROVINCES.

[illegible]



# NATIVE TROOPS, 1872.

## XVI.

TABLE showing the PREVALENCE of FEVER in each MONTH, and the DISTRIBUTION of FEVERS by STATIONS and PROVINCES.

STATIONS AND AVERAGE STRENGTH DURING THE PERIOD OF OCCUPATION.	NUMBERS OF ADMISSIONS INTO HOSPITAL IN EACH MONTH.												Total Admissions of the Year.	Admission-rate per 1,000 of Strength.	Admission-rate for each Province.	Total Deaths of the Year.	Death-rate for each Province.
	Jan.	Feb.	Mar.	April.	May.	June.	July.	Aug.	Sept.	Oct.	Nov.	Dec.					
Fort William	564	24	6	29	25	2	10	7	16	13	10	14	42	198	351.0	2	2
Alipore	898	17	25	67	17	17	23	55	47	70	116	127	609	678.2	6	6	
Dum-Dum	204	10	7	12	14	...	...	...	...	7	18	10	31	111	544.1	1	1
Barrackpore	707	13	7	5	186	45	22	46	48	57	90	63	66	618	866.5	3	3
Berhampore	110	8	4	6	13	1	3	1	...	7	13	11	5	72	654.5	...	...
Dacca	208	14	4	6	31	36	27	25	10	16	22	15	12	221	741.6	...	...
Cachar and out-posts	543	78	72	55	34	15	19	15	21	30	28	66	10	413	797.4	610.6	3.16
Sylhet (9 months)	114	...	...	...	8	7	11	5	6	9	5	5	2	58	668.8	...	...
Shillong and out-posts	604	6	11	12	47	29	33	36	21	19	21	14	14	262	433.8	...	...
Gowhaty	417	7	6	3	20	27	22	47	24	35	49	54	19	313	759.6	...	...
Tezpur	151	2	5	4	43	12	6	12	12	9	19	3	10	128	847.7	...	...
Nowgong	82	1	5	...	7	3	4	11	4	6	11	11	2	65	792.7	...	...
Debrooghar	689	10	6	9	37	27	38	49	50	62	84	54	29	435	669.4	...	...
Buxa	611	17	18	17	11	14	20	26	19	16	25	8	18	209	342.1	...	...
Jalpigore (10 months)	332	...	...	8	26	20	20	28	6	14	9	26	36	193	618.3	...	...
Bhaugulpore	388	...	2	2	31	12	9	10	8	7	11	1	3	96	247.4	...	...
MONTHLY PERCENTAGE OF THE TOTAL	5.2	4.4	4.8	14.8	6.6	6.4	8.4	7.4	8.5	11.7	11.3	10.5	...	100.0	...	...	...
Dinapore	487	2	1	...	10	7	...	21	34	18	33	12	8	146	299.8	...	...
Segowlie	291	3	2	3	...	1	...	...	2	2	3	...	1	17	58.4	...	...
Benares	529	10	7	6	18	8	44	49	2	4	6	36	10	200	345.8	...	...
Chunar	70	1	...	1	...	...	3	6	17	20	4	2	...	54	771.4	...	...
Goruckpore	651	37	26	12	27	37	58	51	30	68	113	58	116	627	963.1	...	...
Fyzabad	688	16	7	9	16	16	9	17	9	38	92	27	10	266	396.6	467.7	85
Lucknow	1,084	28	22	13	20	38	33	78	69	97	129	49	89	606	659.1	...	...
Settapore (9 months)	210	...	...	...	9	7	6	3	3	7	7	3	3	48	228.6	...	...
Puttichgar	176	4	2	5	7	6	7	8	6	3	27	27	10	112	636.4	...	...
Cawnpore	728	7	26	23	33	19	15	39	20	54	100	54	26	411	656.9	...	...
Allahabad	522	9	9	9	14	13	6	24	32	44	34	15	22	231	296.6	...	...
Nagode (9 months)	103	...	...	...	2	2	3	1	5	8	11	6	4	42	467.8	...	...
MONTHLY PERCENTAGE OF THE TOTAL	4.2	3.7	3.9	5.6	5.6	6.7	10.4	8.3	13.3	20.3	10.4	8.5	...	100.0	...	...	...
Shahjohannpore	270	6	4	9	...	...	...	5	5	13	11	8	1	62	229.6	...	...
Bareilly	895	2	26	15	24	8	6	19	15	45	71	21	13	265	296.1	...	...
Moradabad	460	4	3	7	7	7	3	8	11	12	26	13	2	103	237.5	...	...
Almorah	538	...	...	3	12	9	28	15	19	18	14	7	13	138	256.5	469.3	2.37
Dehra	435	1	5	5	64	11	7	6	15	8	3	7	138	317.2	...	...	
Roorkee (11 months)	656	...	5	5	37	12	12	16	33	36	15	6	9	185	282.0	...	...
Meerut	846	5	22	12	29	22	23	63	144	316	92	18	23	769	909.0	...	...
Delhi	656	9	6	12	16	44	22	53	92	100	107	35	13	519	794.2	...	...
MONTHLY PERCENTAGE OF THE TOTAL	1.2	3.3	3.1	8.7	5.2	4.7	8.5	14.9	25.9	15.8	5.0	3.7	...	100.0	...	...	...
Agra	932	35	36	28	51	43	36	51	73	5	120	49	109	630	676.0	...	...
Morar	1,547	198	109	78	163	131	93	104	92	214	288	229	149	1,579	1,169.0	...	...
Jhansi	655	13	14	4	10	9	7	15	29	91	120	62	49	417	636.6	...	...
Nowgong	200	17	16	10	2	...	7	13	17	25	24	6	9	154	531.0	...	...
Serpore, Sambhar and Ulwar	151	1	1	5	6	4	3	1	16	11	27	6	9	100	661.3	...	...
Lullupore	70	5	7	1	4	3	6	12	5	13	4	3	69	383.7	...	...	
Deolce	109	7	5	8	6	13	5	12	10	31	42	16	10	164	824.1	...	...
MONTHLY PERCENTAGE OF THE TOTAL	8.3	5.4	4.9	5.6	6.1	4.7	6.6	7.1	11.4	19.2	11.7	9.9	...	100.0	...	...	...
Umballa	863	8	18	11	12	31	22	19	168	395	326	111	26	1,147	1,329.1	...	...
Sindia (6 months)	144	...	...	...	...	10	8	7	8	14	10	...	...	57	347.5	...	...
Loodiana	120	...	3	1	6	9	9	17	25	50	65	9	3	197	1611.7	...	...
Phillour (10 months)	38	...	...	...	...	2	2	...	...	24	23	11	1	63	1637.9	...	...
Jullundur	490	...	7	5	10	10	17	23	39	131	78	64	34	409	834.7	...	...
Ferozepore	631	8	12	9	11	11	3	16	16	37	33	23	13	192	302.8	...	...
Mooltan	957	13	5	7	12	10	47	62	103	296	422	277	97	1,281	1,338.5	...	...
Soalkote	907	13	8	14	34	11	25	25	39	98	65	32	8	372	410.1	...	...
Dharmasalla	500	10	11	13	27	21	22	34	22	53	35	18	21	287	571.0	...	...
Bukloh	414	3	3	3	70	30	14	15	9	31	16	13	10	217	488.7	...	...
Umaritpur	267	8	7	2	6	11	7	12	56	152	111	72	37	481	1803.5	...	...
Mecra Meer	1,251	14	35	33	39	24	28	41	268	410	601	305	196	1,594	1,581.3	851.0	2.03
Jhrium	1,204	23	13	5	23	51	24	68	68	179	421	255	89	1,199	919.5	...	...
Rawalpindoe	1,360	41	12	12	34	23	22	23	29	32	62	45	15	341	182.7	...	...
Tallangunge	460	20	8	2	4	...	...	...	...	...	...	...	...	127	491.6	...	...
Attock	174	13	6	3	4	12	6	3	6	10	94	45	39	219	1258.6	...	...
Harara (7 months)	461	...	...	...	4	12	9	9	8	21	15	...	...	78	169.2	...	...
Murree	78	...	...	...	6	1	1	1	2	1	1	...	...	15	192.3	...	...
Nowshera	809	29	28	15	10	8	9	66	63	130	228	147	78	801	999.1	...	...
Cherat (8 months)	110	...	...	...	2	...	2	2	4	9	2	...	...	21	199.9	...	...
Peshawar	3,084	135	101	79	65	69	64	57	168	763	870	461	212	3,045	987.3	...	...
out-posts	471	6	9	1	2	2	3	35	82	97	204	65	29	526	1,116.8	...	...
MONTHLY PERCENTAGE OF THE TOTAL	1.6	2.2	1.6	2.9	2.7	2.7	4.0	9.0	22.2	28.4	14.9	6.8	...	100.0	...	...	...
MONTHLY PERCENTAGE OF THE TOTAL FOR THE PRESIDENCY	3.8	3.2	2.7	5.9	4.3	4.2	6.1	8.9	18.0	22.6	12.6	7.7	...	100.0	...	...	...
Murda	553	15	21	23	14	15	13	20	25	69	165	75	39	494	578.1	...	...
Abbotabad	1,365	60	53	24	43	48	67	79	88	73	67	52	51	705	616.5	...	...
Kohat and out-posts	2,320	152	170	91	110	117	105	148	339	615	675	295	172	2,830	1,277.6	...	...
Bumoon and out-posts	1,734	210	194	56	36	26	34	53	99	215	618	518	313	2,303	1,328.1	1063.4	4.29
Dera Ghazee Khan and out-posts	1,517	173	75	59	43	34	69	78	167	276	495	293	194	1,928	1,259.0	...	...
Dera Ismail Khan and out-posts	1,696	45	69	34	52	42	69	39	125	323	614	400	218	2,038	1,204.6	...	...
Rajapore and out-posts	547	14	11	9	17	8	49	24	15	35	220	113	27	542	999.9	...	...
MONTHLY PERCENTAGE OF THE TOTAL	6.1	4.6	2.6	2.9	2.6	3.4	4.2	7.6	14.7	26.3	15.7	9.3	...	100.0	...	...	...
Angur	295	3	1	1	4	2	2	1	2	8	7	3	35	118.6	...	...	...
G																	



ABSTRACT of the RETURNS showing the ADMISSIONS.  
(The Statistics in this Table must not be regarded as showing with

1.—REGIMENTS of BENGAL											
REGIMENT AND STATION OF 1872.		Date of Arrival from Station previously occupied.	REGIMENTAL STRENGTH.		Admission-rate of 1872 per 1,000 of the Average Strength.	INVALIDED.		DIED.		LOSS PER 1000.	
			Number borne on the Rolls.	Average Strength present during 1872.		To their homes for change of air.	For Discharge.	With the Regiment.	Absent from the Regiment.	By Invaliding for Discharge.	By Deaths.
1	13th Native Infantry, Fort William ...	December 1869, from Jullundur ...	695	622	1746.0	22	16	17	13	23.02	43.16
2	8th Native Infantry, Alipore ...	December 1869, from Jhansi ...	670	577	2448.9	29	7	11	10	10.45	31.34
3	{ 10th Native Infantry, Barrackpore, Alipore, and Dum-Dum ... }	February 1872, from Cawnpore ...	712	653	2758.0	23	27	11	4	37.92	21.07
4	Body-Guard, Ballygunge ...	.....	62	24	...	1	1	...	...	16.13	...
5	{ 27th Native Infantry, Barrackpore* (Detachment at Dum-Dum) ... }	April 1872, from Bareilly ...	671	503	2467.2	43	22	9	3	32.79	17.88
6	16th Native Infantry, Wing, Dacca ...	{ March 1872, from Shahjehanpore and Moradabad ... }	355	303	1828.4	9	2	1	...	5.63	2.82
7	4th Native Infantry, Cachar and out-posts* ...	December 1870, from Allahabad ...	609	527	1918.4	53	64	15	5	105.09	32.84
8	44th Native Infantry, Shillong and out-posts ...	.....	842	727	1708.4	52	14	40	1	16.63	48.70
9	{ 43rd Native Infantry, Gowhatti (Detachments at Tezapore and Nowgong) ... }	.....	879	805	1693.6	18	15	20	2	17.07	25.03
10	42nd Native Infantry, Upper Assam* ...	.....	867	744	1971.8	10	30	51	3	34.00	62.28
11	41st Native Infantry, Buxa ...	December 1868, from Agra ...	691	610	1044.3	12	11	6	4	15.92	14.47
12	16th Native Infantry, Wing, Julpigoree ...	{ March 1872, from Shahjehanpore and Moradabad ... }	406	354	1196.4	12	1	9	5	2.46	34.48
13	{ 37th Native Infantry, Bhagulpore (Detachment of 100 men at Berhampore) ... }	December 1868, from Goruckpore...	693	639	1187.8	9	1	1	2	1.44	4.33
REGIMENTS OF BENGAL PROPER AND ASSAM ...			8,152	7,088	1837.6	293	211	191	52	25.89	29.81
2.—REGIMENTS of BEHAR, BENARES,											
1	2nd Native Infantry, Dinapore ...	April 1872, from Julpigoree ...	697	632	916.1	13	10	6	11	14.35	24.39
2	{ 4th Bengal Cavalry, Segowlee (Detachments at Goruckpore and Benares) ... }	December 1869, from Bareilly ...	457	387	421.2	6	5	5	4	10.94	10.60
3	{ 5th Native Infantry, Benares, with Detachment of 70 men at Chunar ... }	January 1868, from Dacca ...	706	639	1737.1	11	6	4	2	8.50	8.50
4	18th Native Infantry, Goruckpore ...	December 1868, from Bhagulpore ...	692	585	2056.4	29	20	2	7	28.90	13.01
5	38th Native Infantry, Fyzabad ...	November 1868, from Nagode ...	696	593	1217.5	6	14	8	3	20.41	16.08
6	13th Bengal Cavalry, Lucknow ...	March 1868, from Peshawur ...	439	373	1230.6	6	7	5	...	15.95	11.39
7	9th Native Infantry, Lucknow ...	January 1870, from Barrackpore...	695	632	1691.3	6	10	11	3	14.37	20.12
8	{ 7th Bengal Cavalry, Seetapore (Detachment of 125 men at Fyzabad) ... }	{ April 1872, from Nowgong and Nagode ... }	454	392	1045.9	12	7	...	3	15.42	6.61
9	{ 1st Bengal Cavalry, Cawnpore (Detachment at Barrackpore) ... }	February 1872, from Morar ...	456	406	1253.7	7	18	5	3	39.47	17.54
10	35th Native Infantry, Cawnpore ...	February 1872, from Meen Meer...	682	606	1024.7	8	7	15	2	10.26	24.93
11	11th Bengal Cavalry, Allahabad ...	December 1868, from Umballa ...	457	352	625.0	2	3	...	4	6.06	8.75
12	33rd Native Infantry, Allahabad ...	November 1870, from Morar ...	705	626	1616.6	31	...	6	5	...	15.00
REGIMENTS OF BEHAR, BENARES, OUDE, AND CAWNPORE ...			7,127	6,223	1288.8	137	107	67	47	15.01	16.00

\* These Regiments were attached to the Lushai Field Force in the first three months of the year.



## TROOPS, 1872.

## VII.

## DEATHS, and INVALIDING of each REGIMENT for the Year.

accuracy the relation to Locality of the Sickness and Mortality of Regiments.)

PROPER, BHOOTAN, and ASSAM.																														
CAUSES OF ADMISSIONS INTO HOSPITAL, AND OF DEATHS IN HOSPITAL DURING THE YEAR.																														
Total Admissions into Hospital, and Deaths in Hospital during the year.			Cholera.	Dysentery.	Fever.	Veneral Affections.	Rheumatism.	Scurvy.	Anemia and Debility.	Dropsy.	Phthisis Pulmonalis.	Apoplexy and Stroke.	Neuralgic Affections.	Eye Diseases.	Heart Disease.	Bronchitis and Asthma.	Pneumonia and Pleurisy.	Dysentery and Diarrhoea.	Spleen Disease.	Hepatitis.	Diseases of the Digestive System.	Diseases of the Urinary System.	Diseases of the Generative System.	Scabies and Skin Diseases.	Gulcan-worm.	Abscess and Ulcer.	Injuries.	Footsore.	All other Causes.	
1	{	Admitted ... 1,086	4	407	191	31	12	3	16	...	21	1	12	12	1	61	4	135	11	...	10	...	3	59	13	22	31	14	21	
	{	Died ... 17	3	...	...	...	...	...	...	...	...	...	...	...	...	...	...	...	...	...	...	...	...	...	...	...	...	...	...	
2	{	Admitted ... 1,413	...	313	388	5	14	27	1	21	...	4	1	8	16	...	30	4	255	16	2	41	1	8	47	1	53	55	82	25
	{	Died ... 11	...	...	...	...	...	...	...	...	...	...	...	...	...	...	...	...	...	...	...	...	...	...	...	...	...	...	...	
3	{	Admitted ... 1,801	3	542	388	1	16	45	27	51	...	7	...	11	10	3	63	8	303	12	2	39	5	5	57	2	43	32	60	67
	{	Died ... 11	1	...	...	...	...	...	1	3	...	1	...	...	...	...	...	...	...	...	...	...	...	...	...	...	...	...	...	
4	{	Admitted ... 171	...	35	79	...	...	...	...	1	...	...	...	1	2	...	5	...	12	5	1	4	...	2	1	...	3	29	...	...
	{	Died ...	...	...	...	...	...	...	...	...	...	...	...	...	...	...	...	...	...	...	...	...	...	...	...	...	...	...	...	
5	{	Admitted ... 1,241	2	211	552	9	62	9	24	1	3	2	3	4	...	45	14	163	17	2	17	1	1	15	...	25	39	16	13	
	{	Died ... 9	...	...	3	...	...	...	...	...	2	1	...	...	...	...	...	...	...	...	...	...	...	...	...	...	...	...	...	
6	{	Admitted ... 554	3	70	217	4	13	...	9	...	...	...	3	1	...	21	...	115	...	2	22	...	2	5	...	13	18	3	32	
	{	Died ... 1	...	...	...	...	...	...	...	...	...	...	...	...	...	...	...	...	...	...	...	...	...	...	...	...	...	...	...	
7	{	Admitted ... 1,011	9	...	437	13	55	4	10	...	...	...	2	25	...	35	9	205	12	...	9	...	3	50	...	19	37	59	17	
	{	Died ... 15	6	...	5	...	...	2	1	...	...	...	...	...	...	...	...	...	...	...	...	...	...	...	...	...	...	...	...	
8	{	Admitted ... 1,242	35*	2	420	33	54	4	61	...	...	...	3	17	...	34	7	302	12	5	20	1	12	18	...	52	99	34	37	
	{	Died ... 40	31	...	1	...	...	...	...	...	...	...	...	...	...	...	...	...	...	...	...	...	...	...	...	...	...	...	...	
9	{	Admitted ... 1,365	10	10	535	44	46	3	36	1	8	1	8	23	...	71	6	116	27	4	29	1	5	28	...	140	108	60	45	
	{	Died ... 20	4	...	1	...	...	...	1	1	2	1	...	...	...	...	...	...	...	...	...	...	...	...	...	...	...	...	...	
10	{	Admitted ... 1,467	54	...	530	9	50	2	18	...	...	...	9	12	...	56	4	346	8	...	37	1	10	64	...	89	78	22	46	
	{	Died ... 51	43	...	1	...	...	...	...	...	...	...	...	...	...	...	...	...	...	...	...	...	...	...	...	...	...	...	...	
11	{	Admitted ... 637	...	...	209	5	7	8	...	...	...	...	9	4	...	59	5	116	1	1	13	2	1	23	1	36	64	11	62	
	{	Died ... 6	...	...	...	...	...	1	...	...	...	...	...	...	...	1	1	3	...	...	...	...	...	...	...	...	...	...	...	
12	{	Admitted ... 420	3	...	201	1	10	...	9	...	...	...	1	6	...	3	3	88	...	...	10	2	...	3	...	20	24	25	11	
	{	Died ... 9	1	...	1	...	...	...	1	...	...	...	...	...	...	...	...	...	...	...	...	...	...	...	...	...	...	...	...	
13	{	Admitted ... 759	1	64	249	29	29	2	18	...	...	...	5	7	...	34	3	89	...	2	14	1	2	14	1	64	64	48	19	
	{	Died ... 1	...	...	...	...	...	...	...	...	...	...	...	...	...	...	...	...	...	...	...	...	...	...	...	...	...	...	...	
	{	Admitted ... 13,167	124	1654	4,416	208	411	63	274	2	46	5	75	139	4	517	67	2,245	121	21	265	15	54	375	18	579	600	434	375	
	{	Died ... 191	90	...	20	...	...	6	8	1	12	2	...	...	...	6	6	22	1	...	...	...	...	...	...	...	...	...	...	
OUDE, and CAWNPORE.																														
1	{	Admitted ... 579	2	41	209	1	5	13	11	4	...	...	2	1	6	2	19	5	87	1	2	7	1	1	11	...	31	42	33	43
	{	Died ... 6	...	...	...	...	...	...	...	...	...	...	...	...	...	...	...	...	...	...	...	...	...	...	...	...	...	...	...	
2	{	Admitted ... 163	...	11	79	6	4	...	2	...	...	...	...	1	2	...	3	2	14	...	3	1	...	2	1	1	5	23	...	3
	{	Died ... 5	...	...	...	...	...	...	...	...	...	...	...	...	...	...	...	...	...	...	...	...	...	...	...	...	...	...	...	
3	{	Admitted ... 1,110	2	457	240	27	30	1	33	...	...	2	...	4	8	...	23	2	75	5	...	19	...	11	8	2	38	27	69	27
	{	Died ... 4	...	...	...	...	...	...	...	...	...	...	...	...	...	...	...	...	...	...	...	...	...	...	...	...	...	...	...	
4	{	Admitted ... 1,203	...	4	606	25	36	...	22	...	...	7	...	10	35	...	23	7	59	14	2	5	1	5	24	...	63	40	115	40
	{	Died ... 2	...	...	...	...	...	...	...	...	...	...	...	...	...	...	...	...	...	...	...	...	...	...	...	...	...	...	...	
5	{	Admitted ... 722	1	230	251	20	20	...	1	...	...	2	...	3	15	...	3	3	64	4	1	14	1	2	33	...	29	6	...	20
	{	Died ... 8	...	...	...	...	...	...	...	...	...	...	...	...	...	...	...	...	...	...	...	...	...	...	...	...	...	...	...	
6	{	Admitted ... 459	4	15	229	3	16	1	...	...	...	...	4	27	1	11	...	24	...	...	7	1	4	16	...	50	39	...	7	
	{	Died ... 5	3	...	...	...	...	...	...	...	...	...	...	...	...	...	...	...	...	...	...	...	...	...	...	...	...	...	...	
7	{	Admitted ... 1,012	4	226	341	19	77	...	...	...	...	2	...	4	11	...	37	2	57	1	1	8	...	2	19	...	96	34	47	24
	{	Died ... 11	3	...	1	...	...	...	...	...	...	...	...	...	...	...	...	...	...	...	...	...	...	...	...	...	...	...	...	
8	{	Admitted ... 410	...	36	140	11	15	...	...	...	...	...	9	27	...	9	4	25	5	2	10	...	2	10	...	35	58	...	6	
	{	Died ...	...	...	...	...	...	...	...	...	...	...	...	...	...	...	...	...	...	...	...	...	...	...	...	...	...	...	...	
9	{	Admitted ... 509	1	4	213	9	31	1	1	...	...	1	2	16	...	3	6	38	...	1	10	...	2	13	4	50	91	6	...	
	{	Died ... 5	1	...	...	...	...	...	...	...	...	...	...	...	...	...	...	...	...	...	...	...	...	...	...	...	...	...	...	
10	{	Admitted ... 621	1	1	305	5	12	...	3	...	...	...	1	14	...	12	19	87	...	...	...	...	6	4	...	100	30	10	5	
	{	Died ... 15	1	...	...	...	...	...	...	...	...	...	...	...	...	...	...	...	...	...	...	...	...	...	...	...	...	...	...	
11	{	Admitted ... 220	...	47	78	2	7	...	2	...	...	...	3	7	...	10	...	19	...	...	1	...	2	4	...	10	24	2	...	
	{	Died ...	...	...	...	...	...	...	...	...	...	...	...	...	...	...	...	...	...	...	...	...	...	...	...	...	...	...	...	
12	{	Admitted ... 1,012	7	555	158	11	16	2	6	1	...	...	7	16	...	28	7	49	1	...	12	3	3	19	...	52	16	33	10	
	{	Died ... 6	4	...	...	...	...	...	1	...	...	...	...	...	...	...	...	...	...	...	...	...	...	...	...	...	...	...	...	
	{	Admitted ... 8,920	22	1627	2,915	183	277	16	74	1	13	3	49	184	3	180	57	598	31	12	94	7	42	162	7	559	490	321	183	
	{	Died ... 67	15	...	6	...	...	...	3	...	5	...	...	...	1	5	12	4	2	2	...	...	...	...	...	...	...	...	...	

## OUDE, and CAWNPORE.

1	{	Admitted ... 579	2	41	209	5	13	11	4	...	...	2	1	6	2	19	5	87	1	2	7	1	1	11	...	31	42	33	43
	{	Died ... 6	2	...	...	...	...	...	...	...	...	...	...	...	...	...	...	...	...	...	...	...	...	...	...	...	...	...	...
2	{	Admitted ... 163	...	11	79	6	4	...	2	...	...	...	1	2	...	3	2	14	...	3	1	...	2	1	1	5	23	...	3
	{	Died ... 5	...	...	...	...	...	...	...	...	...	...	...	...	...	...	1	1	...	1	...	...	...	...	...	...	...	...	1
3	{	Admitted ... 1,110	2	457	240	27	30	1	33	...	2	...	4	8	...	23	2	75	5	...	19	...	11	8	2	38	27	69	27
	{	Died ... 4	...	...	...	...	...	...	...	...	...	...	...	...	...	...	1	...	1	...	...	...	...	...	...	...	...	...	...
4	{	Admitted ... 1,203	...	4	606	25	36	...	22	...	7	...	10	35	...	23	7	59	14	2	5	1	5	24	...	63	49	115	49
	{	Died ... 2	...	...	...	...	...	...	...	...	...	...	...	...	...	...	...	1	...	...	...	...	...	...	...	...	...	...	1
5	{	Admitted ... 722	1	230	251	20	20	...	1	...	2	...	3	15	...	2	3	64	4	1	14	1	2	33	...	29	6	...	20
	{	Died ... 8	1	...	2	...	...	...	...	...	...	...	...	...	...	...	1	...	...	1	...	...	...	...	...	...	...	...	...
6	{	Admitted ... 459	4	15	229	3	16	1	...	...	...	...	4	27	1	11	...	24	...	7	1	4	16	...	50	39	...	7	
	{	Died ... 5	3	...	...	...	...	...	...	...	...	...	...	...	1	...	...	1	...	...	...	...	...	...	...	...	...	...	...
7	{	Admitted ... 1,012	4	206	341	19	77	...	...	...	2	...	4	11	...	37	2	57	1	1	8	...	2	19	...	96	34	47	24
	{	Died ... 11	3	...	1	...	...	...	...	...	...	...	...	...	...	...	...	1	...	...	...	...	...	...	...	...	...	...	1
8	{	Admitted ... 410	...	36	146	11	15	...	...	...	...	...	9	27	...	9	4	25	5	2	10	...	2	10	...	35	58	...	6
	{	Died ...	...	...	...	...	...	...	...	...	...	...	...	...	...	...	...	...	...	...	...	...	...	...	...	...	...	...	...
9	{	Admitted ... 509	1	4	213	9	31	1	1	...	...	...	1	2	16	...	3	6	38	...	1	10	...	2	13	4	50	91	6
	{	Died ... 5	1	...	...	...	...	...	...	...	...	...	...	...	...	...	...	...	...	...	...	...	...	...	...	...	...	...	1
10	{	Admitted ... 621	1	1	305	5	12	...	3	...	...	...	1	14	...	13	10	87	...	...	...	...	6	4	...	100	39	16	5
	{	Died ... 15	1	...	2	...	...	...	...	...	...	...	...	...	...	...	...	...	...	...	...	...	...	...	...	...	...	...	...
11	{	Admitted ... 220	...	47	78	2	7	...	2	...	...	...	3	7	...	10	...	19	...	...	1	...	2	4	...	10	24	2	2
	{	Died ...	...	...	...	...	...	...	...	...	...	...	...	...	...	...	...	...	...	...	...	...	...	...	...	...	...	...	...
12	{	Admitted ... 1,012	7	555	158	11	16	2	6	1	...	...	7	16	...	28	7	49	1	...	12	3	3	19	...	52	16	33	10
	{	Died ... 6	4	...	...	...	...	...	...	...	...	...	...	...	...	...	...	...	...	...	...	...	...	...	...	...	...	...	...
	{	Admitted ... 8,620	22	1627	2,915	183	277	16	74	1	13	3	49	184	3	180	57	598	31	12	94	7	42	162	7	559	430	321	193
	{	Died ... 67	15	...	6	...	...	3	...	5	...	...	...	...	1	5	12	4	2	2	...	...	...	...	...	...	...	...	...

\* Some of the Cholera Admissions of this Regiment are not accounted for in the Annual Return.

† Killed in action.



3.—REGIMENTS of ROHILCUND											
REGIMENT AND STATION OF 1872.		Date of Arrival from Station previously occupied.	REGIMENTAL STRENGTH		Admission-rate per 1,000 of the Average Strength.	INVALIDED.		DIED.		LOSS PER 1,000.	
			Number borne on the Rolls.	Average Strength present during 1872.		To their homes for change of air.	For Discharge.	With the Regiment.	Absent from the Regiment.	By Invaliding for Discharge.	By Deaths.
1	45th Native Infantry, Wing, Shahjehanpore ...	February 1872, from Mooltan ...	708	264	617.4	21	41	4	1	57.91	16.95
2	45th Native Infantry, Wing, Moradabad ...			379	738.8			5	2		
3	{ 2nd Bengal Cavalry, Bareilly (Detachment of 50 men at Moradabad) ... }	{ February 1870, from Deollee and Jhansi ... }	458	358	659.2	8	19	4	...	41.48	8.73
4	11th Native Infantry, Bareilly ...	February 1872, from Dum-Dum ...	686	589	971.1	...	26	15	24	37.99	59.85
5	{ 3rd Goorkhas, Almora, with Detachments at Poteaghar and Nymee Tal ... }	.....	681	607	792.4	12	15	10	4	22.03	20.56
6	{ 2nd Goorkhas, Deyrah* (Detachment of 165 men at Simla) ... }	.....	716	593	1408.1	7	19	28	3	26.54	43.50
7	{ Sappers and Miners, Roorkhee (Detachments at Rawulpindie and Peshawur) ... }	.....	1,142	1,036	984.6	13	23	20	5	20.14	21.89
8	{ 8th Bengal Cavalry, Meerut (Detachments at Delhi and Agra) ... }	February 1870, from Segowlee ...	454	404	1019.8	5	36	3	...	79.29	6.61
9	3rd Native Infantry, Meerut ...	March 1870, from Peshawur ...	700	631	1291.6	1	29	14	3	41.43	24.29
10	20th Native Infantry, Delhi ...	January 1872, from Tallagunge ...	687	598	1359.5	15	53	5	7	77.15	17.47
REGIMENTS OF ROHILCUND AND MEERUT ...			6,315	5,459	1039.8	82	261	108	49	41.33	24.86
4.—REGIMENTS of AGRA											
1	1st Native Infantry, Agra ...	November 1868, from Dum-Dum ...	679	616	2826.3	17	38	6	4	55.96	14.73
2	{ 40th Native Infantry, Agra (Detachment of 175 men at Futtelghur) ... }	{ February 1869, from Banda and Nowgong ... }	727	656	1849.1	21	...	8	4	...	16.51
3	6th Bengal Cavalry, Morar ...	February 1872, from Cawnpore ...	455	340	779.4	24	3	4	1	6.59	10.99
4	6th Native Infantry, Morar ...	January 1870, from Julpigoree ...	689	623	1767.4	21	17	5	2	21.67	10.16
5	34th Native Infantry, Morar ...	November 1870, from Lucknow ...	711	619	2348.9	68	4	8	4	5.63	16.68
6	{ 39th Native Infantry, Jhansi (Detachments at Lullupore and Seepore) ... }	December 1869, from Lucknow ...	693	634	1394.4	11	4	11	4	5.77	21.64
7	{ 3rd Bengal Cavalry, Nowgong (Detachment of 100 men at Nagode) ... }	March 1872, from Jhelum ...	458	376	1292.6	19	3	3	2	6.55	10.91
8	{ 14th Bengal Cavalry, Deollee (Detachment of 129 men at Jhansi) ... }	December 1869, from Meerut ...	463	369	1556.4	4	3	3	2	6.48	10.80
REGIMENTS OF AGRA AND CENTRAL INDIA ...			4,875	4,233	1816.8	185	72	48	23	14.77	14.56
5.—REGIMENTS of											
1	{ 12th Bengal Cavalry, Umballa (Detachment at Jullundur) ... }	December 1868, from Abyssinia ...	449	379	1099.7	5	25	1	3	55.68	8.91
2	32nd Native Infantry, Umballa ...	February 1872, from Raneekhet ...	709	644	2097.8	8	21	11	5	30.00	22.86
3	{ 7th Native Infantry, Jullundur (Detachments at Phillour and Ludianah) ... }	March 1872, from Lucknow ...	710	662	1546.8	3	3	1	4	4.23	7.04
4	28th Native Infantry, Porezapore ...	February 1870, from Peshawur ...	702	607	897.3	2	51	3	2	72.65	7.12
5	19th Bengal Cavalry, Mooltan ...	March 1870, from Peshawur ...	459	357	1117.7	2	8	1	1	17.43	4.36
6	31st Native Infantry, Mooltan ...	November 1871, from Nowshera ...	708	624	2232.4	8	6	3	...	8.47	4.24
7	17th Bengal Cavalry, Sealkote ...	March 1872, from Seetapore ...	461	398	1670.9	9	10	2	3	21.70	10.85
8	12th Native Infantry, Sealkote ...	February 1869, from Jubbulpore ...	709	636	641.5	4	10	4	1	14.10	7.05
9	{ 1st Goorkhas, Dhurmsalla (Detachment at Kangra) ... }	.....	685	616	1146.1	10	40	12	3	58.39	21.90
10	4th Goorkhas, Bukloh* ...	.....	672	571	1809.1	21	1	9	2	1.49	16.37
11	18th Bengal Cavalry, Meen Meer ...	November 1870, from Peshawur ...	453	345	1327.5	9	5	3	1	11.04	8.83
12	17th Native Infantry, Wing, Meen Meer ...	February 1872, from Delhi ...	449	383	2005.1	18	18	15	5	25.69†	29.87†
13	24th Native Infantry, Meen Meer ...	November 1870, from Rawulpindie ...	703	571	2737.3	19	36	9	5	51.21	19.91
14	17th Native Infantry, Wing, Umaritsur ...	February 1872, from Delhi ...	263	238	2491.6	...	...	1	...	...	3.89
15	5th Bengal Cavalry, Jhelum ...	December 1871, from Nowshera ...	457	396	1588.4	7	12	3	2	26.26	10.94
16	29th Native Infantry, Jhelum ...	{ March 1869, from Shahjehanpore and Moradabad ... }	708	625	1459.2	13	7	6	3	9.89	12.71
17	22nd Native Infantry, Jhelum* ...	April 1872, from Dacca ...	682	565	2842.5	23	31	26	9	45.45	51.32

\* Was attached to the Lushaie Field Force in the early months of the year.  
† Ratio for both wings.



## and MEERUT.

		CAUSES OF ADMISSIONS INTO HOSPITAL AND OF DEATHS IN HOSPITAL DURING THE YEAR.																											
Total Admissions into Hospital, and Deaths in Hospital during the Year.		Cholera.	Dysent.	Fever.	Veneral Affec- tions.	Rheumatism.	Scurvy.	Anemia and De- bility.	Dropsy.	Pathic Pulmona- lis.	Apoplexy and Sunstroke.	Neuralgic Affec- tions.	Eye Diseases.	Heart Disease.	Bronchitis and Asthma.	Pneumonia and Pleurisy.	Dysentery and Diarrhoea.	Spleen Disease.	Hepatitis.	Disease of the Digestive System.	Disease of the Urinary System.	Diseases of the Generative System.	Scabies and Skin Diseases.	Guinea-worm.	Abscess and Ulcer.	Injuries.	Foot-rot.	All other Causes.	
1	{ Admitted ... 163 { Died ... 4	5	...	63	7	3	...	2	...	...	...	...	1	2	...	11	3	15	1	2	2	1	3	8	1	19	5	9	10
2	{ Admitted ... 280 { Died ... 5	...	...	95	9	10	...	1	...	...	...	...	3	4	...	18	8	19	6	...	4	...	1	10	...	41	8	33	10
3	{ Admitted ... 296 { Died ... 4	1	...	72	3	4	...	3	...	...	...	...	26	...	5	1	3	...	...	1	1	2	7	...	38	60	2	7	...
4	{ Admitted ... 572 { Died ... 15	1	...	210	5	17	...	29	...	1	2	5	8	...	31	4	67	6	...	8	...	1	10	...	55	27	77	8	...
5	{ Admitted ... 481 { Died ... 10	...	...	171	81	42	1	9	...	3	...	...	16	...	19	5	22	...	2	22	1	6	5	...	46	17	3	10	...
6	{ Admitted ... 835 { Died ... 28	8	...	316	35	28	1	4	...	5	1	2	42	...	29	5	101	50	12	21	...	8	5	...	28	77	39	18	...
7	{ Admitted ... 1,039 { Died ... 20	12	...	385	45	42	2	31	...	3	...	...	8	21	1	25	11	131	8	1	18	1	6	29	1	82	86	46	25
8	{ Admitted ... 412 { Died ... 3	1	37	278	5	6	...	...	...	...	...	...	8	...	7	3	29	2	...	3	...	1	1	2	8	19	...	2	...
9	{ Admitted ... 815 { Died ... 14	1	1	591	10	7	...	4	1	...	...	...	7	1	29	13	71	4	...	3	...	1	1	...	15	3	...	52	...
10	{ Admitted ... 813 { Died ... 5	...	121	440	26	23	2	7	...	3	...	1	6	1	6	6	59	5	...	13	...	1	12	3	53	9	13	3	...
	{ Admitted ... 5,627 { Died ... 108	29	139	2,611	226	182	6	90	1	15	3	20	149	3	180	50	517	82	17	95	4	30	88	7	385	311	222	145	...

## and CENTRAL INDIA.

1	{ Admitted ... 1,741 { Died ... 6	647	438	28	131	...	6	...	2	...	1	24	...	39	4	76	1	1	14	...	6	22	...	101	57	113	36
2	{ Admitted ... 1,213 { Died ... 8	450	383	21	30	1	1	...	1	...	7	19	...	36	3	69	4	5	18	...	9	22	1	76	34	19	13
3	{ Admitted ... 265 { Died ... 4	...	90	21	10	...	11	...	1	...	8	4	...	9	2	14	4	1	5	...	5	9	2	29	42	4	3
4	{ Admitted ... 1,101 { Died ... 5	...	654	73	19	...	14	...	...	...	2	7	...	44	1	39	11	1	6	...	3	22	5	72	24	63	41
5	{ Admitted ... 1,454 { Died ... 8	...	1,039	22	15	2	8	...	1	...	18	40	...	46	8	70	4	2	8	...	2	15	...	65	77	...	12
6	{ Admitted ... 827 { Died ... 11	...	424	20	35	...	24	...	...	...	6	12	1	47	4	31	14	3	8	...	6	9	...	118	28	32	5
7	{ Admitted ... 480 { Died ... 3	...	174	12	21	...	3	...	...	...	2	9	...	7	2	14	8	2	32	2	...	15	...	73	97	4	9
8	{ Admitted ... 678 { Died ... 3	...	285	17	30	...	2	...	...	...	7	11	...	22	3	17	2	...	16	...	7	6	14	78	54	2	5
	{ Admitted ... 7,065 { Died ... 48	1,007	3,487	214	294	3	69	...	6	...	51	126	1	211	27	321	48	15	107	2	38	120	22	693	413	237	124

## the PUNJAB.

1	{ Admitted ... 413 { Died ... 1	2	...	251	6	24	...	1	...	...	2	14	...	8	3	13	2	...	8	...	1	6	...	25	33	7	7	
2	{ Admitted ... 1,351 { Died ... 11	...	949	16	31	...	2	2	3	...	7	51	...	29	9	54	1	...	38	1	2	19	...	30	88	9	19	
3	{ Admitted ... 1,024 { Died ... 1	...	5	659	11	63	...	2	2	...	3	21	...	29	2	48	9	1	12	...	2	29	1	68	13	57	5	
4	{ Admitted ... 490 { Died ... 3	...	190	17	38	...	...	...	...	...	1	36	...	25	8	32	17	2	7	...	5	16	...	84	2	...	10	
5	{ Admitted ... 399 { Died ... 1	...	217	...	3	...	...	...	...	...	1	26	...	8	1	21	3	...	11	...	...	4	1	18	77	4	4	
6	{ Admitted ... 1,393 { Died ... 5	...	1,070	11	9	2	13	...	...	...	4	19	...	22	6	58	4	2	28	...	4	9	1	61	38	22	10	
7	{ Admitted ... 615 { Died ... 2	...	175	10	42	6	8	...	...	...	7	27	...	35	6	57	...	1	62	2	5	12	10	66	102	2	30	
8	{ Admitted ... 498 { Died ... 4	...	223	10	12	3	7	...	...	...	8	5	...	11	1	22	...	...	11	1	...	10	...	39	12	29	13	
9	{ Admitted ... 706 { Died ... 12	...	342	25	53	4	3	...	4	...	2	31	...	13	2	29	...	...	23	1	7	4	...	33	33	67	40	
10	{ Admitted ... 1,603 { Died ... 9	1	...	523	28	34	29	32	...	...	10	10	...	44	1	72	4	...	18	...	2	11	...	35	121	37	31	
11	{ Admitted ... 458 { Died ... 3	...	336	7	2	...	3	...	...	...	...	12	...	5	3	11	...	...	4	...	1	5	2	19	33	5	5	
12	{ Admitted ... 788 { Died ... 5	13	...	512	2	25	1	7	...	3	1	8	4	...	18	7	81	4	...	4	...	...	4	...	63	8	18	5
13	{ Admitted ... 1,503 { Died ... 9	7	...	1,199	15	56	...	6	...	2	...	4	12	...	34	8	52	1	4	22	...	...	40	1	114	28	9	8
14	{ Admitted ... 503 { Died ... 1	...	473	8	10	2	1	...	...	...	...	...	...	5	5	23	3	...	9	...	...	...	...	27	14	10	3	
15	{ Admitted ... 629 { Died ... 3	5	...	263	7	15	...	5	...	...	5	14	1	13	3	47	2	1	23	1	5	6	...	72	135	...	7	
16	{ Admitted ... 912 { Died ... 6	1	...	539	16	27	...	5	...	...	7	14	...	26	8	98	1	1	28	2	2	14	2	83	31	...	16	
17	{ Admitted ... 1,606 { Died ... 267	19	...	891	10	47	...	13	...	1	...	7	19	...	84	8	322	10	1	71	3	...	33	...	37	45	54	24

\* Two of these deaths occurred in a recruiting party at Lucknow, and the third in Eastern Bengal.

† Two deaths only occurred at Jhelum, and one at Attock. The remaining deaths occurred while the Regiment was attached to the Lushai Force, and on the return march. The cholera deaths occurred in Eastern Bengal.



REGIMENTS of												
REGIMENT AND STATION OF 1872.			Date of Arrival from Station previously occupied.	REGIMENTAL STRENGTH.		INVALIDED.		DIED.		LOSS PER 1,000.		
				Number borne on the Rolls.	Average Strength present during 1872.	Admission-rate of 1872 per 1,000 of the Average Strength.	To their homes for change of air.	For Discharge.	With the Regiment.	Absent from the Regiment.	By Invaliding for Discharge.	By Deaths.
18	9th Bengal Cavalry, Rawulpindee	...	November 1870, from Meera Meer	445	367	659.4	28	11	1		24.72	11.24
19	14th Native Infantry, Rawulpindee	...	April 1872, from Jullundur	706	627	657.1	8	10	6	2	14.16	11.33
20	{ 23rd Native Infantry, Rawulpindee (at Hazara) from April to October }	...	August 1868, from Abyssinia	702	641	647.4	4	27	3	1	38.46	5.70
21	{ 25th Native Infantry, Rawulpindee (Detachment at Murree) }	...	November 1870, from Peshawur	697	641	525.7	5	29	10	2	41.61	17.22
22	19th Native Infantry, Tallagunge	...	November 1871, from Peshawur	699	622	1147.9	11	3	2	2	4.29	5.72
23	10th Bengal Cavalry, Nowshera*	...	November 1871, from Sealkote	456	385	1636.4	18	2	1	1	4.39	4.39
24	30th Native Infantry, Nowshera*	...	October 1871, from Jhelum	695	583	1387.7	13	61	3	2	87.77	7.19
25	15th Bengal Cavalry, Peshawur*	...	December 1869, from Mooltan	455	390	1528.2	11	15	9	1	32.97	21.98
26	16th Bengal Cavalry, Peshawur*	...	October 1870, from Rawulpindee	453	407	1569.2	3	3	10	...	6.62	22.08
27	15th Native Infantry, Peshawur*	...	December 1869, from Ferozepore	698	616	1493.5	10	17	29	6	24.35	50.14
28	21st Native Infantry, Peshawur*	...	November 1870, from Meera Meer	697	609	876.8	23	2	12	2	2.87	20.09
29	26th Native Infantry, Peshawur*	...	November 1871, from Umballa	699	639	2256.6	4	43	15	1	61.52	22.89
30	36th Native Infantry, Peshawur*	...	December 1869, from Meerut	684	564	1769.5	13	3	20	3	4.39	23.62
REGIMENTS OF THE PUNJAB				18,047	15,718	1470.6	312	510	231	76	28.26	17.01
REGULAR NATIVE ARMY OF THE PRESIDENCY				44,516	38,721	1487.4	1,009	1,161	645	247	26.08	20.08

## 6.—REGIMENTS of

1	Guide Corps, Murdan	...	Stationary	...	1,109	838	1361.6	6	18	4	2	16.23	5.41
2	Peshawur Mountain Train, Abbottabad†	...	April 1871, from Kohat	...	171	151	1755.9	4	3	3	2	17.54	29.29
3	4th Punjab Infantry, Abbottabad	...	December 1871, from Kohat	...	739	627	1275.9	12	16	10	6	21.65	21.65
4	5th Goorkhas, Abbottabad	...	Stationary	...	745	614	1265.5	8	18	13	4	24.16	22.82
5	4 Garrison Company, Kohat	...	Stationary	...	73	62	1435.5	2	7	...	1	95.89	13.70
6	Hazara Mountain Train, Kohat	...	March 1871, from Abbottabad	...	170	149	2292.9	5	5	4	...	29.41	23.53
7	1st Punjab Cavalry, Kohat	...	November 1871, from Bannoo	...	484	396	1497.5	18	14	13	5	28.92	37.19
8	2nd Sikhs, Kohat	...	December 1871, from Bannoo	...	733	648	2507.7	4	14	25	6	19.10	42.29
9	4th Sikhs, Kohat	...	February 1872, from Bannoo	...	734	613	2031.0	39	9	24	9	12.28	44.96
10	3rd Punjab Infantry, Kohat	...	December 1871, from Abbottabad	...	727	607	2392.2	66	16	33	8	22.01	50.40
11	2nd Punjab Cavalry, Bannoo (Edwardesabad)	...	{ January 1872, from Dera Ismael Khan }	...	490	369	2330.7	11	4	5	2	8.16	14.28
12	3 Field Battery, Bannoo	...	{ January 1872, from Dera Ismael Khan }	...	102	90	3133.3	3	10	...	...	98.04	...
13	1st Sikhs, Bannoo	...	{ February 1872, from Dera Ismael Khan }	...	741	607	1876.4	19	18	9	5	24.29	18.89
14	1st Punjab Infantry, Bannoo	...	December 1871, from Kohat	...	733	609	2031.2	9	9	11	4	12.28	20.46
15	3rd Punjab Cavalry, Dera Ghazee Khan	...	January 1872, from Rajanpore	...	489	385	2374.7	10	15	7	3	30.67	20.45
16	2nd Punjab Infantry, Dera Ghazee Khan	...	January 1872, from Kohat	...	732	617	1758.5	16	10	9	6	13.66	20.49
17	5th Punjab Infantry, Dera Ghazee Khan	...	{ March 1872, from Dera Ismael Khan }	...	743	623	2102.7	12	6	4	2	8.08	8.08
18	2 Field Battery, Dera Ismael Khan	...	January 1872, from Bannoo	...	107	91	2681.3	2	3	2	...	28.04	18.09
19	5th Punjab Cavalry, Dera Ismael Khan	...	{ February 1872, from Dera Ghazee Khan }	...	491	377	1756.0	4	5	7	...	10.18	14.25
20	3rd Sikhs, Dera Ismael Khan	...	{ February 1872, from Dera Ghazee Khan }	...	745	599	2079.7	17	9	14	7	12.03	28.08

\* These Regiments furnished Detachments  
† This Battery was attached to the Loshan Field Force



## the PUNJAB—(continued).

		CAUSES OF ADMISSIONS INTO HOSPITAL, AND OF DEATHS IN HOSPITAL DURING THE YEAR.																											
Total Admissions into Hospital, and Deaths in Hospital during the year.		Cholera.	Dysent.	Fever.	General Affections.	Rheumatism.	Scour.	Anemia and Debility.	Dropsy.	Pathological Pulmonals.	Apoplexy and Hemiplegia.	Neuralgic Affections.	Eye Diseases.	Heart Disease.	Bronchitis and Asthma.	Pneumonia and Pleurisy.	Dysentery and Diarrhea.	Splen Disease.	Hepatitis.	Diseases of the Digestive System.	Diseases of the Urinary System.	Diseases of the Genitiverative System.	Scabies and Skin Diseases.	Guinea-worm.	Abcesses and Ulcers.	Injuries.	Foot-sore.	All other Causes.	
18	{ Admitted ... 242 { Died ... 1	...	...	83	8	18	...	...	...	...	...	...	2	7	...	11	2	11	...	4	...	1	5	3	35	46	1	5	
19	{ Admitted ... 412 { Died ... 6	...	...	111	18	16	1	8	...	1	...	...	5	17	...	22	5	17	21	6	8	...	3	38	3	52	29	21	10
20	{ Admitted ... 415 { Died ... 3	...	...	155	17	24	1	3	...	...	...	...	5	28	...	20	4	39	2	8	...	3	6	...	28	44	10	18	
21	{ Admitted ... 337 { Died ... 10	...	...	99	11	25	3	4	...	...	...	...	2	7	...	35	11	29	5	7	...	4	14	...	32	16	30	11	
22	{ Admitted ... 714 { Died ... 2	...	...	296	13	31	...	8	...	1	...	...	3	11	6	21	4	63	13	38	...	3	18	...	77	41	47	20	
23	{ Admitted ... 630 { Died ... 1	...	...	440	4	8	...	8	...	...	...	...	1	8	...	6	2	35	1	8	...	1	3	3	49	46	...	5	
24	{ Admitted ... 869 { Died ... 3	...	...	626	13	9	1	12	...	...	...	...	3	17	...	14	2	27	3	9	3	...	6	...	35	14	1	12	
25	{ Admitted ... 596 { Died ... 9	...	...	356	2	22	...	7	1	...	...	...	3	22	...	6	8	60	7	4	2	7	2	1	27	45	...	8	
26	{ Admitted ... 635 { Died ... 10	...	...	445	4	8	...	30	...	...	...	...	1	5	...	12	9	44	...	13	...	2	3	...	16	27	...	10	
27	{ Admitted ... 920 { Died ... 29	...	...	464	15	25	1	30	1	3	2	1	4	18	...	15	42	144	5	10	...	2	5	...	59	30	23	9	
28	{ Admitted ... 534 { Died ... 12	...	...	289	20	14	...	5	...	...	...	...	2	18	...	15	9	48	16	7	1	2	16	...	39	5	13	10	
29	{ Admitted ... 1,442 { Died ... 15	...	...	1,070	18	9	1	72	...	...	...	...	2	29	...	30	11	88	8	4	...	1	3	...	49	16	33	2	
30	{ Admitted ... 968 { Died ... 20	...	...	586	17	33	...	14	...	1	...	...	7	6	...	29	18	109	20	15	...	4	13	1	68	25	11	15	
	{ Admitted ... 23,115 { Died ... 231	92	5	13,604	350	733	46	309	6	21	3	116	499	7	627	298	1,754	162	24	514	17	69	345	29	1,431	1,196	507	372	
	{ Admitted ... 57,594 { Died ... 645	267	4542	27,093	1150	1807	134	816	10	100	14	331	1088	18	1745	418	5,435	444	89	1,075	45	233	1,090	83	3,557	3,010	1721	1,209	

## the PUNJAB FRONTIER FORCE.

1	{ Admitted ... 1,141 { Died ... 4	...	...	496	32	44	...	15	...	...	...	...	15	45	...	41	3	67	6	...	65	2	...	39	2	81	123	52	22	
2	{ Admitted ... 265 { Died ... 3	...	...	84	...	15	1	1	...	...	...	...	10	2	...	19	2	28	2	1	15	1	1	5	...	30	36	4	6	
3	{ Admitted ... 800 { Died ... 10	...	...	314	29	51	16	4	...	1	...	...	14	11	1	59	27	53	9	1	35	1	...	17	6	108	19	16	16	
4	{ Admitted ... 777 { Died ... 13	...	...	314	16	34	...	1	...	8	...	...	7	36	1	49	13	36	12	3	28	2	3	18	...	50	59	75	21	
5	{ Admitted ... 89 { Died ... 2	...	...	56	...	6	...	3	...	...	...	...	1	...	2	...	6	1	...	2	...	...	1	...	7	...	...	...	2	
6	{ Admitted ... 321 { Died ... 4	...	...	174	4	3	...	1	...	...	...	...	2	3	...	5	2	34	1	...	13	...	3	10	...	12	48	1	3	
7	{ Admitted ... 593 { Died ... 13	...	...	276	12	10	2	4	...	...	...	...	1	6	8	...	10	8	86	8	1	23	...	1	8	4	59	47	...	7
8	{ Admitted ... 1,625 { Died ... 25	...	...	872	12	88	4	21	...	...	...	...	9	7	...	130	10	163	14	2	36	...	2	16	33	102	43	15	29	
9	{ Admitted ... 1,245 { Died ... 24	...	...	709	5	32	3	15	...	2	...	...	6	9	...	47	19	156	1	20	1	35	...	2	13	10	69	40	27	18
10	{ Admitted ... 1,446 { Died ... 33	...	...	968	9	16	...	1	...	1	1	23	13	...	66	7	184	2	5	22	...	1	23	1	18	27	9	8	1	
11	{ Admitted ... 869 { Died ... 5	...	...	443	10	24	...	2	...	...	...	...	2	14	...	12	1	73	7	...	23	...	2	18	22	98	97	3	9	
12	{ Admitted ... 282 { Died ... 1	...	...	194	1	14	1	...	...	...	...	...	2	4	...	...	...	25	...	...	3	...	5	...	15	22	1	5	...	
13	{ Admitted ... 1,139 { Died ... 9	...	...	774	10	27	...	10	...	...	...	...	2	5	12	...	10	8	97	22	...	11	1	2	15	18	83	22	5	5
14	{ Admitted ... 1,237 { Died ... 11	...	...	789	6	22	...	5	...	2	1	4	15	...	23	4	101	11	1	39	...	1	24	7	93	34	27	28	...	
15	{ Admitted ... 908 { Died ... 7	...	...	513	4	33	...	...	...	...	...	...	1	5	...	13	8	54	1	...	26	6	1	3	1	159	104	...	6	...
16	{ Admitted ... 1,985 { Died ... 9	...	...	648	4	23	2	21	...	...	...	...	6	23	...	36	11	68	14	1	13	...	...	17	5	95	24	52	22	2
17	{ Admitted ... 1,310 { Died ... 4	...	...	908	10	17	...	2	...	...	...	...	5	13	...	15	15	90	13	2	31	...	3	12	27	83	40	4	20	...
18	{ Admitted ... 244 { Died ... 2	...	...	163	...	7	1	...	...	...	...	...	1	...	...	...	1	22	...	...	5	...	...	2	...	20	20	1	1	...
19	{ Admitted ... 662 { Died ... 7	...	...	388	3	7	...	4	...	1	...	...	5	6	...	2	7	49	18	...	4	...	...	12	3	58	77	11	7	...
20	{ Admitted ... 1,227 { Died ... 14	...	...	769	17	31	1	17	1	2	1	9	23	...	24	17	103	13	1	39	1	1	14	5	88	18	21	13	1	...

in the Frontier Posts during the year,  
to the early months of the year.



6—REGIMENTS of the										
REGIMENT AND STATION OF 1872.	Date of Arrival from Station previously occupied.	REGIMENTAL STRENGTH.		Admission-rate of 1872 per 1,000 of the Average Strength.	INVALIDED.		DIED.		LOSS PER 1,000.	
		Number borne on the Rolls.	Average Strength present during 1872.		To their homes for change of air.	For Discharge.	With the Regiment.	Absent from the Regiment.	By Invaliding for Discharge.	By Deaths.
21 6th Punjab Infantry, Dera Ismael Khan	February 1872, from Dera Ghazee Khan.	749	602	1740.9	15	14	10	2	18.69	16.62
22 4th Punjab Cavalry, Rajanpore	December 1871, from Kohat	504	398	1655.8	20	11	7	1	21.82	15.87
REGIMENTS OF THE PUNJAB FRONTIER FORCE		12,314	10,064	1887.2	312	234	214	75	19.00	23.47

7—REGIMENTS of the CENTRAL										
1 1st Central India Horse, Angur, with Detachments		490	285	329.8	6	15	5	1	30.61	12.24
2 2nd Central India Horse, Goonah		489	321	379.4	4	12	1	1	24.51	4.09
3 Malwa Bheel Corps, Sindarpore		591	403	1173.7	4	24	5	1	49.61	10.15
4 Meywar Bheel Corps, Kherwarrah		706	540	1488.9	...	16	6	3	22.66	12.75
5 Mairwarra Battalion, Ajmere		670	576	1388.9	62	42	12	2	62.69	20.90
6 Bhopal Battalion, Sehore		912	773	1326.0	26	19	8	11	29.83	20.83
7 Erinpore Force, Erinpore		874	755	829.1	1	24	6	1	27.46	8.01
8 Deolee Force, Deolee		877	869	1000.0	3	3	13	...	3.42	14.82
REGIMENTS OF THE CENTRAL INDIA IRREGULAR FORCE		5,069	4,462	1079.6	106	155	56	20	27.63	13.55

## STATEMENT SHOWING THE GAIN AND LOSS IN STRENGTH

Present with their Regiments on 1st January 1872	...	...	...	...	44,686
At their homes on Furlough	...	...	...	...	141
At their homes on Sick Leave	...	...	...	...	349
Remaining sick in the Hospitals of other Regiments	...	...	...	...	109
Total Strength on 1st January 1872					44,686

## ADDITIONS OF THE YEAR.

Transfers received from other Regiments	...	...	...	...	12
Recruits received during the year	...	...	...	...	3,651
Deserters rejoined	...	...	...	...	2
Total Gain					3,663

## ANNUAL RELIEF OF THE

## CAVALRY REGIMENTS.

11th Bengal Cavalry	From Allahabad	To Meerut	...	...	Arrived	December 1872.
12th Bengal Cavalry	" Umballa	" Peshawar	...	...	Arrived	"
13th Bengal Cavalry	" Lucknow	" Mooltan	...	...	Arrived	January 1873.
15th Bengal Cavalry	" Peshawar	" Umballa	...	...	Arrived	April 1873.
18th Bengal Cavalry	" Meerut	" Allahabad	...	...	Arrived	March 1873.
19th Bengal Cavalry	" Mooltan	" Lucknow	...	...	Arrived	February 1873.

## INFANTRY REGIMENTS.

1st Native Infantry	From Agra	To Gorakhpore	...	...	Arrived	November 1872.
3rd Native Infantry	" Meerut	" Cachar	...	...	Arrived	"
4th Native Infantry	" Cachar	" Bhaugulpore	...	...	Arrived	December 1872.
5th Native Infantry	" Benares	" Meerut	...	...	Arrived	November 1872.
8th Native Infantry	" Alipore	" Fyzabad	...	...	Arrived	January 1873.
12th Native Infantry	" Sealkote	" Peshawar	...	...	Arrived	February 1873.



## PUNJAB FRONTIER FORCE—(concluded).

		CAUSES OF ADMISSIONS INTO HOSPITAL, AND OF DEATHS IN HOSPITAL DURING THE YEAR.																										
Total Admissions into Hospital, and Deaths in Hospital during the year.		Cholera.	Dysent.	Fever.	Vermin Affec- tions.	Rheumatism.	Scoury.	Anemia and De- bility.	Dropsy.	Phthisis Pulmon- alis.	Apoplexy and Stroke.	Neuralgic Affec- tions.	Eye Diseases.	Heart Disease.	Bronchitis and Asthma.	Pneumonia and Pleurisy.	Dysentery and Diarrhea.	Spleen Disease.	Hepatitis.	Diseases of the Digestive System.	Diseases of the Urinary System.	Diseases of the Ge- nerative System.	Scabies and Skin Diseases.	Gutta-serena.	Abscess and Ulcer.	Injuries.	Foot-sore.	All other Causes.
21	{ Admitted ... 1,048 { Died ... 10	1 ...	...	711	17	22	3	2	...	2	...	10	20	1	16	15	84	14	3	19	1	...	13	6	55	19	6	8
22	{ Admitted ... 659 { Died ... 7	1 ...	...	374	3	24	1	6	...	1	...	1	7	...	10	16	15	4	1	5	...	1	4	4	87	92	3	7
	{ Admitted ... 18,993 { Died ... 214	94 ...	...	10,937	195	559	35	135	1	29	6	112	276	3	380	184	1,594	192	23	495	15	24	299	154	1,461	1,011	333	263

## INDIA IRREGULAR FORCE.

1	{ Admitted ... 94	...	...	35	1	4	1	...	...	1	...	4	...	2	1	19	...	...	...	...	...	...	...	5	3	16	...	2
	{ Died ... 5	...	...	1	...	...	...	...	...	1	...	...	...	...	1	2	...	...	...	...	...	...	...	...	...	...	...	...
2	{ Admitted ... 166	1	...	94	9	6	...	...	...	...	...	3	10	...	5	1	29	5	1	3	1	2	2	1	7	12	...	3
	{ Died ... 1	...	...	...	...	...	...	...	...	...	...	...	...	...	...	...	...	...	...	...	...	...	...	...	...	...	...	...
3	{ Admitted ... 473	...	...	219	8	11	...	1	...	...	...	...	26	...	11	12	26	4	...	...	...	5	9	52	32	31	18	8
	{ Died ... 5	...	...	...	...	...	...	...	...	...	...	...	...	...	1	2	1	...	...	...	...	...	...	...	...	...	...	...
4	{ Admitted ... 894	...	...	406	6	29	...	2	...	...	...	2	29	...	5	1	33	3	2	8	...	...	26	45	118	65	21	9
	{ Died ... 6	...	...	1	...	...	...	...	...	...	...	...	...	...	...	...	1	...	...	...	...	...	...	...	...	...	...	...
5	{ Admitted ... 890	...	...	313	29	62	...	22	1	...	...	7	43	...	11	33	35	11	2	21	2	1	14	36	95	43	...	19
	{ Died ... 12	...	...	1	...	...	...	...	...	...	...	...	...	...	...	...	5	4	...	...	...	...	...	...	...	...	...	...
6	{ Admitted ... 1,025	7	...	544	22	43	1	8	...	...	...	6	32	...	18	2	210	6	2	22	...	2	18	1	38	10	7	26
	{ Died ... 8	4	...	1	...	...	...	...	...	...	...	...	...	...	...	...	1	1	...	...	...	...	...	...	...	...	...	...
7	{ Admitted ... 626	...	...	379	18	21	4	...	1	...	1	44	1	10	19	14	2	...	3	...	3	3	17	30	19	17	11	...
	{ Died ... 6	...	...	...	...	...	...	...	...	...	...	...	...	...	...	...	...	...	...	...	...	...	...	...	...	...	...	...
8	{ Admitted ... 899	...	...	297	26	29	...	7	1	...	1	52	...	79	18	17	4	...	14	...	2	17	24	86	66	46	23	1
	{ Died ... 13	...	...	4	...	...	...	...	...	...	...	...	...	...	...	...	...	...	...	...	...	...	...	...	...	...	...	...
	{ Admitted ... 4,817	8	...	2,387	119	156	6	40	2	1	1	20	249	1	141	87	374	35	7	71	5	15	89	181	418	265	109	101
	{ Died ... 56	4	...	8	...	...	...	...	...	1	1	...	...	...	5	17	9	1	...	...	...	...	...	...	...	2	...	8

## OF THE REGULAR NATIVE ARMY OF BENGAL DURING 1872.

## PERMANENT LOSS OF THE YEAR.

Deaths at Head-Quarters, at Outposts, and in Detachments	...	...	...	645
Deaths while on Furlough, &c.	...	...	...	79
Deaths while at home on Sick Leave	...	...	...	177

Total Deaths ... 892

Invalided for Discharge	...	...	...	1,161
Transfers given to other Regiments	...	...	...	27
Discharged otherwise	...	...	...	1,618
Desertions, struck off for bad conduct, &c.	...	...	...	413

Total Loss ... 4,141

Remaining on the Regimental Rolls on 31st December 1872 ... 41,209

## NATIVE ARMY, 1872-73.

## INFANTRY REGIMENTS—Continued.

13th Native Infantry	From Fort William	To Benares	...	Arrived	November 1872.
15th Native Infantry	" Peshawur	" Sealkote	...	Arrived	February 1873.
18th Native Infantry	" Gornakpore	" Agra	...	Arrived	December 1872.
23rd Native Infantry	" Huzara	" Jhelum	...	Arrived	February 1873.
28th Native Infantry	" Ferozepore	" Alipore	...	Arrived	January 1873.
29th Native Infantry	" Jhelum	" Peshawur	...	Arrived	February 1873.
36th Native Infantry	" Peshawur	" Agra	...	Arrived	March 1873.
37th Native Infantry	" Bhaugulpore	" Fort William	...	Arrived	November 1872.
38th Native Infantry	" Fyzabad	" Buxa	...	Arrived	March 1873.
40th Native Infantry	" Agra	" Ferozepore	...	Arrived	December 1872.
41st Native Infantry	" Buxa	" Lucknow	...	Arrived	May 1873.

# NATIVE TROOPS, 1872.

## XVIII.

TABLE showing the SICKNESS and MORTALITY among the REGIMENTS of the MADRAS NATIVE ARMY serving in STATIONS of the BENGAL PRESIDENCY during the Year 1872, and the prevalence of the principal Diseases in each Month of the Year.

(Stations occupied—Dorundah, Nagode, Banda, Nougong, Jubbulpore, and Sangor.)

MONTHS.	Average Strength.	Average Number Daily Sick.	Number Daily Sick per 1,000 of Strength.	Number of Deaths.	Died per 1,000 of Strength.	CAUSES OF DEATHS IN HOSPITAL.																	Died out of Hospital.		
						Cholera.	Smallpox.	Enteric Fever.	Fever, Intermittent.	Fever, Remittent.	Fever, Continued.	Apoplexy.	Dysentery.	Diarrhoea.	Hepatitis.	Spleen Disease.	Respiratory Diseases.	Heart Diseases.	Phthisis Pulmonalis.	Dropsy.	Scurvy.	Atrophy and Anæmia.		Wounds and Accidents.	All other Causes.
January	3,543	108	30.5	1	...	...	...	...	...	...	...	...	...	...	...	...	...	...	...	...	...	1	...		
February	3,594	105	29.2	2	...	...	...	...	...	...	...	...	...	...	...	...	...	...	...	...	...	...	...		
March	3,606	62	17.2	...	...	...	...	...	...	...	...	...	...	...	...	...	...	...	...	...	...	...	...		
April	3,592	64	17.8	1	...	...	...	...	...	...	...	...	...	...	...	...	...	...	...	...	...	...	...		
May	3,585	79	22.0	4	...	...	...	...	...	...	...	...	...	...	...	...	...	...	...	...	...	...	...		
June	3,576	65	18.2	...	...	...	...	...	...	...	...	...	...	...	...	...	...	...	...	...	...	...	...		
July	3,566	65	18.2	1	...	...	...	...	...	...	...	...	...	...	...	...	...	...	...	...	...	...	...		
August	3,582	69	19.3	2	...	...	...	...	...	...	...	...	...	...	...	...	...	...	...	...	...	...	...		
September	3,616	82	22.7	...	...	...	...	...	...	...	...	...	...	...	...	...	...	...	...	...	...	...	...		
October	3,655	80	21.9	4	...	...	...	...	...	...	...	...	...	...	...	...	...	...	...	...	...	...	...		
November	3,461	77	22.3	2	...	...	...	...	...	...	...	...	...	...	...	...	...	...	...	...	...	...	...		
December	3,515	59	16.8	3	...	...	...	...	...	...	...	...	...	...	...	...	...	...	...	...	...	...	...		
						...	...	...	4	3	...	...	...	3	...	...	2	2	1	...	...	3	1	3	...
Died per 1,000 of the Average Strength.																									
For the year	3,574	76	21.3	22	6.16	...	...	...	1.96	...	...	...	...	.84	...	...	.56	.56	.38	...	...	.84	.28	.84	...

CAUSES OF ADMISSIONS.	NUMBER OF ADMISSIONS INTO HOSPITAL IN EACH MONTH.												Total Admitted during the Year.	Admitted per 1,000 of Strength.	Died out of each hundred cases treated.
	Jan.	Feb.	March.	April.	May.	June.	July.	Aug.	Sept.	Oct.	Nov.	Dec.			
Cholera	...	...	...	...	...	...	...	1	...	...	...	...	1	3	...
Smallpox	...	...	...	...	...	...	...	...	...	...	...	...	...	...	...
Dengue	...	...	...	...	...	...	...	...	...	...	...	...	...	...	...
Enteric Fever	...	...	...	...	...	...	...	...	...	...	...	...	...	...	...
Fever, Intermittent	179	98	54	64	56	73	87	67	146	190	122	70	1,214	339.7	.33
" Remittent & Continued	...	...	3	1	3	...	1	...	4	...	2	...	14	3.9	21.43
Apoplexy	...	...	...	...	...	...	...	...	...	...	...	...	...	...	...
Dysentery	14	1	4	2	3	6	7	6	4	5	2	3	57	15.9	...
Diarrhoea	15	4	5	4	3	2	8	4	4	5	3	3	60	16.8	2.56
Hepatitis	...	...	...	...	...	...	...	...	...	...	...	...	2	6	...
Spleen Disease	...	...	...	...	...	1	...	...	...	...	1	...	2	6	...
Respiratory Diseases	18	11	9	14	5	3	4	2	2	3	5	7	83	23.2	2.41
Phthisis Pulmonalis	1	...	...	...	2	2	2	...	...	...	...	...	7	2.0	14.29
Dropsy	...	2	...	...	...	...	...	...	1	...	...	...	3	8	...
Scurvy	...	...	...	...	...	...	...	...	...	...	...	...	...	...	...
Rheumatism	27	19	8	12	8	9	13	7	11	6	8	7	135	37.8	...
Veneral Diseases	6	2	3	3	2	3	2	2	4	2	6	2	37	10.4	...
Eye Diseases	5	7	1	12	15	12	24	17	10	11	7	6	127	35.5	...
Abscess and Ulcer	38	21	9	16	14	28	21	19	21	13	16	11	217	63.5	...
Wounds and Accidents	23	18	17	10	8	10	12	20	9	10	14	12	162	45.3	...
All other Causes	60	28	12	30	19	14	15	10	16	11	10	9	234	65.4	...
	385	211	127	168	138	163	196	155	232	266	196	138	2,365		
Admitted per 1,000 of the Average Strength in each Month.															
	108.7	58.7	35.2	46.8	38.5	45.6	55.0	43.3	64.2	70.0	56.6	39.3	661.7		



### 3. JAIL POPULATION, 1872.

# JAILS OF THE BENGAL PRESIDENCY, 1872.

## I.

TABLE showing the SICKNESS and MORTALITY among the JAIL POPULATION of the BENGAL PRESIDENCY during the Year 1872, and the prevalence of the principal Diseases in each Month of the Year.

MONTHS.	Average Strength.	Average Number Daily Sick.	Number Daily Sick per 1,000 of Strength.	Number of Deaths.	Died per 1,000 of Strength.	CAUSES OF DEATHS.																			
						Cholera.	Smallpox.	Enteric Fever.	Fever, Intermittent.	Fever, Remittent.	Fever, Continued.	Apoplexy.	Dysentery.	Diarrhoea.	Hepatitis.	Spleen Disease.	Respiratory Diseases.	Heart Diseases.	Phthisis Pulmonalis.	Dropsy.	Scurvy.	Atrophy and Anæmia.	Wounds and Accidents.	All other Causes.	
January	57,096	1,569	27.0	290	5.07	1	1	...	7	11	...	...	62	22	1	...	33	3	11	8	1	14	3	20	
February	58,003	1,474	25.4	159	2.74	1	...	...	1	3	...	...	46	17	1	...	20	1	8	9	...	5	4	17	
March	58,632	1,450	24.7	124	2.11	7	...	1	3	...	...	...	26	5	3	1	26	...	7	2	...	10	3	7	
April	59,292	1,569	26.4	111	1.87	10	...	...	3	...	...	...	25	10	...	...	19	...	8	1	...	10	3	16	
May	60,571	1,553	25.6	152	2.53	21	...	...	4	...	...	...	33	14	...	...	39	1	12	1	...	9	3	11	
June	61,112	1,588	26.0	166	2.73	7	3	...	...	...	...	...	33	12	...	1	6	...	7	1	...	5	3	14	
July	62,382	1,811	29.0	161	2.63	29	...	...	4	6	...	...	56	14	...	...	14	...	10	3	...	6	3	11	
August	63,696	2,391	37.4	344	5.40	102	...	1	8	16	...	...	104	38	...	1	13	...	16	5	...	11	6	18	
September	64,681	2,641	40.8	307	4.75	29	1	...	11	16	...	1	129	46	1	1	25	1	11	1	...	11	6	17	
October	64,017	2,574	40.2	348	5.44	19	...	2	15	26	...	1	129	69	...	7	29	...	8	8	...	12	6	18	
November	63,511	2,597	40.7	352	5.54	12	...	...	12	12	1	...	150	64	...	...	31	...	17	10	...	12	6	24	
December	62,022	1,964	31.4	313	5.09	10	1	...	18	...	...	1	124	37	...	...	50	3	12	9	...	15	5	15	
						248	8	4	88	115	33*	15	927	348	9	17	297	16	127	58	5	124	49	188	
Died per 1,000 of the Average Strength.																									
For the year	61,359	1,901	31.0	2,674	43.58	404	15	...	388	...	24*	...	2078	...	15	28	184	26	207	95	98	202	780	306	

CAUSES OF ADMISSIONS.	NUMBER OF ADMISSIONS INTO HOSPITAL IN EACH MONTH.												Total Admitted during the Year.	Admitted per 1,000 of Strength.	Died out of each hundred cases treated.
	Jan.	Feb.	March.	April.	May.	June.	July.	Aug.	Sept.	Oct.	Nov.	Dec.			
Dengue	...	...	1	44	80	146	163	247	299	114	22	5	1,121	18.3	...
Cholera	...	4	22	22	43	19	80	223	42	69	12	20	569	9.1	44.29
Smallpox	...	12	7	2	10	13	2	...	1	...	4	6	64	1.0	12.50
Enteric Fever	...	1	...	...	3	2	...	1	...	3	2	1	15	2	20.67
Fever, Intermittent	1,226	1,044	1,224	1,419	1,534	1,388	1,861	3,428	4,642	3,836	2,856	2,002	26,409	431.2	33
Remittent	...	...	...	...	...	...	...	...	...	...	...	...	...	...	...
Continued	37	47	168	89	90	63	61	91	94	118	61	52	941	15.3*	15.73*
Apoplexy	...	...	1	1	2	13	6	3	1	1	1	...	29	5	51.72
Dysentery	367	306	342	373	428	421	740	1,091	908	926	872	705	7,569	123.4	...
Diarrhoea	239	252	393	442	407	479	722	747	552	555	635	408	5,722	93.2	9.69
Hepatitis	5	6	11	10	9	5	9	4	9	5	6	7	86	1.4	10.46
Spleen Disease	44	36	30	40	39	39	37	40	53	52	40	63	504	8.2	3.37
Respiratory Diseases	278	212	187	211	169	126	107	166	144	192	198	283	2,203	35.9	13.48
Phthisis Pulmonalis	19	27	25	13	13	18	19	11	18	19	22	17	221	3.6	57.47
Dropsy	14	11	9	6	14	6	17	10	18	14	19	12	159	2.5	38.67
Atrophy and Anæmia	61	48	35	44	41	47	59	59	72	74	54	67	654	10.7	18.96
Scurvy	3	5	4	8	8	13	12	16	28	15	23	27	162	2.6	3.09
Rheumatism...	98	91	99	56	84	139	97	92	99	93	97	79	1,135	18.5	...
Veneral Diseases	59	49	68	80	70	80	82	69	65	53	45	39	740	12.1	...
Eye Diseases	24	36	43	94	95	72	82	68	64	71	67	38	748	12.2	...
Abscess and Ulcer	406	378	421	480	539	503	716	572	501	419	357	402	5,784	94.3	1.67
Wounds and Accidents	178	178	237	209	249	235	234	199	198	194	155	163	2,480	40.4	...
All other Causes	312	298	413	465	519	487	506	558	432	435	392	499	5,226	85.2	...
	3,358	3,006	3,722	4,208	4,421	4,375	5,612	7,616	8,330	7,258	5,833	4,895	62,574		
Admitted per 1,000 of the Average Strength in each Month.															
	58.2	51.8	63.5	71.0	73.6	71.6	99.0	119.6	129.8	113.4	91.8	76.7	101.98		

See Note to Table VII.



# JAILS OF THE BENGAL PRESIDENCY, 1872.

## II.

TABLE showing the SICKNESS and MORTALITY among the JAIL POPULATION in LOWER BENGAL and in ASSAM during the Year 1872, and the prevalence of the principal Diseases in each Month of the Year.

MONTHS.	Average Strength.	Average Number Daily Sick.	Number Daily Sick per 1,000 of Strength.	Number of Deaths.	Died per 1,000 of Strength.	CAUSES OF DEATHS.																			
						Cholera.	Smallpox.	Enteric Fever.	Fever, Intermittent.	Fever, Remittent.	Fever, Continued.	Apoplexy.	Dysentery.	Diarrhoea.	Hepatitis.	Spleen Disease.	Respiratory Diseases.	Heart Disease.	Phthisis Pulmonalis.	Dropsy.	Scurvy.	Atrophy and Anæmia.	Wounds and Accidents.	All other Causes.	
January	13,782	549	39.8	59	...	1	...	6	1	...	...	21	4	...	...	...	2	1	...	4	1	3	1	4	
February	14,100	485	34.4	54	...	1	...	...	...	...	...	23	4	...	...	...	...	...	...	...	...	4	1	4	
March	14,185	458	32.3	40	...	5	...	1	1	...	...	15	...	...	...	...	...	...	...	...	...	...	...	12	
April	14,349	477	33.2	45	...	8	...	...	...	...	...	13	4	...	...	...	...	...	...	...	...	...	...	5	
May	14,873	490	33.6	61	...	20	...	...	...	...	...	19	3	...	...	...	...	...	...	...	...	...	...	3	
June	15,450	528	34.2	49	...	5	...	...	1	...	...	20	2	...	...	...	4	...	...	...	...	...	1	6	
July	15,533	649	41.8	69	...	12	1	...	...	...	...	33	6	...	...	...	...	1	...	...	...	...	1	11	
August	15,569	688	44.1	75	...	2	...	1	1	...	...	33	10	...	...	...	...	1	...	...	...	3	1	6	
September	15,505	641	41.3	76	...	...	1	...	3	4	12	12	...	...	1	31	10	...	...	...	...	...	...	6	
October	15,326	629	41.0	83	...	3	...	1	...	...	...	23	16	...	...	5	...	1	...	...	...	...	1	4	
November	15,369	640	41.7	73	...	4	...	...	...	...	...	21	13	...	...	...	...	1	...	...	...	...	...	4	
December	15,086	605	40.1	64	...	10	...	...	3	2	...	21	10	...	...	1	4	...	...	4	1	...	1	3	
						71	2	2	29	28	...	7	274	84	4	8	53	7	46	29	2	30	18	48	
Died per 1,000 of the Average Strength.																									
For the year	14,930	571	38.2	742	49.70	475	14	3.95	47	23.98	17	54	3.55	47	3.08	1.94	14	2.01	1.20	3.21					

CAUSES OF ADMISSIONS.	NUMBER OF ADMISSIONS INTO HOSPITAL IN EACH MONTH.												Total Admitted during the Year.	Admitted per 1,000 of Strength.	Died out of each hundred cases treated.
	Jan.	Feb.	March.	April.	May.	June.	July.	Aug.	Sept.	Oct.	Nov.	Dec.			
Dengue	...	...	1	44	80	145	158	157	42	62	18	5	712	47.7	...
Cholera	3	4	18	18	41	14	26	6	4	5	6	20	165	11.1	43.03
Smallpox	1	...	...	...	...	2	...	...	1	...	...	...	4	...	50.00
Enteric Fever	...	...	...	...	...	...	...	1	...	...	2	1	5	...	49.00
Fever, Intermittent and Remittent	463	342	399	482	550	399	562	612	651	741	764	698	6,654	44.57	44
" Continued	4	8	7	11	9	11	17	25	11	29	20	10	162	10.8	17.28
Apoplexy	...	...	1	1	1	2	2	1	...	...	1	...	10	...	79.00
Dysentery	189	151	168	162	197	246	353	329	305	221	222	223	2,766	18.52	6.81
Diarrhoea	86	138	217	215	183	250	341	211	192	236	217	197	2,493	16.70	10.06
Hepatitis	1	2	5	1	5	2	1	2	5	4	1	4	33	...	12.12
Spleen Disease	24	26	15	24	16	20	28	21	33	29	22	38	296	19.8	2.70
Respiratory Diseases	49	36	41	36	35	44	31	39	41	45	62	68	527	35.3	41.82
Phthisis Pulmonalis	10	14	14	6	6	9	6	6	11	8	14	6	110	7.4	30.53
Dropsy	11	6	6	4	7	3	14	9	11	10	10	4	95	6.4	16.76
Atrophy and Anæmia	11	20	9	14	18	11	21	19	17	20	8	11	179	12.0	...
Scurvy	3	3	1	4	4	6	8	7	13	2	19	8	78	5.2	...
Rheumatism	35	32	33	31	29	43	44	36	43	34	47	32	439	29.4	...
Veneral Diseases	13	15	15	21	22	29	28	12	23	13	14	19	215	14.4	...
Eye Diseases	11	11	9	19	16	13	12	9	14	7	13	9	143	9.6	...
Abscess and Ulcer	40	78	79	92	77	78	97	81	83	61	53	63	921	61.7	1.78
Wounds and Accidents	48	43	48	53	59	58	55	47	47	51	30	35	574	38.4	...
All other Causes	109	93	129	151	180	144	165	200	174	181	139	159	1,807	121.0	...
	1,141	1,022	1,197	1,389	1,535	1,529	1,959	1,890	1,721	1,769	1,712	1,592	18,388		
Admitted per 1,000 of the Average Strength in each Month.															
	82.9	72.5	84.4	96.8	103.2	99.0	126.1	117.4	111.0	114.8	111.5	105.5	1231.6		



# JAILS OF THE BENGAL PRESIDENCY, 1872.

## III.

TABLE showing the SICKNESS and MORTALITY among the JAIL POPULATION in CHOTA NAGPORE and in the DINA-PORE, BENARES, OUDE, and CAWNPORE DISTRICTS during the Year 1872, and the prevalence of the principal Diseases in each Month of the Year.

MONTHS.	Average Strength.	Average Number Daily Sick.	Number Daily Sick per 1,000 of Strength.	Number of Deaths.	Died per 1,000 of Strength.	CAUSES OF DEATHS.																		
						Cholera.	Smallpox.	Enteric Fever.	Fever, Intermittent.	Fever, Remittent.	Fever, Continued.	Apoplexy.	Dysentery.	Diarrhoea.	Hepatitis.	Spleen Disease.	Respiratory Diseases.	Heart Diseases.	Phthisis Pulmonalis.	Dropsy.	Scurvy.	Atrophy and Anæmia.	Wounds and Accidents.	All other Causes.
January	19,438	472	24.3	71	...	...	1	...	...	3	...	...	24	8	...	1	6	1	6	3	...	7	...	11
February	20,000	466	23.3	44	...	...	...	...	...	1	...	...	14	6	1	...	9	...	1	4	...	...	...	5
March	20,188	459	22.7	34	...	...	...	1	...	...	...	...	5	3	...	...	9	...	...	...	...	4	...	4
April	20,386	492	24.1	37	...	...	...	...	...	...	...	...	6	3	...	...	3	...	...	...	...	6	...	8
May	20,426	480	23.5	56	...	...	...	...	...	...	1	1	17	9	...	...	...	...	...	1	...	...	...	4
June	20,909	477	22.8	35	...	...	...	...	...	...	...	...	9	6	...	1	1	...	3	1	...	...	...	5
July	21,674	545	25.1	69	...	13	1	...	3	4	...	...	13	5	1	...	5	...	4	1	...	...	...	6
August	22,306	722	32.4	174	...	67	...	...	...	1	...	1	54	22	...	...	3	1	9	1	...	7	1	8
September	22,992	783	34.1	103	...	9	...	...	...	1	...	...	54	16	...	...	4	...	3	1	...	6	1	8
October	22,861	732	32.0	121	...	13	...	...	4	1	...	...	61	20	...	1	10	...	...	...	...	3	...	3
November	22,782	690	30.3	137	...	8	...	...	2	1	...	...	64	23	...	...	9	1	8	...	...	4	...	13
December	22,702	574	25.3	108	...	...	1	...	1	...	...	1	49	16	...	...	10	2	8	1	...	5	4	8
						114	6	1	13	21	5	3	370	137	2	3	80	5	55	17	...	50	18	80
Died per 1,000 of the Average Strength.																								
For the year	21,393	574	26.8	980	45.81	5.33	.28		1.87		.14		23.70	.09	.14		3.74	.23	2.57	.80		2.34	.84	3.74

CAUSES OF ADMISSIONS.	NUMBER OF ADMISSIONS INTO HOSPITAL IN EACH MONTH.												Total Admitted during the Year.	Admitted per 1,000 of Strength.	Died out of each hundred cases treated.
	Jan.	Feb.	March.	April.	May.	June.	July.	Aug.	Sept.	Oct.	Nov.	Dec.			
Dengue	...	...	...	...	...	...	5	23	27	27	4	...	86	4.0	...
Cholera	1	...	2	4	2	4	40	136	10	63	6	...	268	12.5	42.54
Smallpox	7	4	4	2	9	9	2	...	...	...	4	6	47	2.2	12.77
Enteric Fever	...	...	...	...	...	...	...	...	...	...	...	...	4	...	...
Fever, Intermittent	320	276	364	427	383	394	429	624	827	743	557	339	5,683	265.7	...
" Remittent and Continued	4	6	12	4	7	9	18	8	15	17	7	9	118	5.4	22.41
Apoplexy	...	...	...	...	...	1	1	1	...	...	...	...	3	...	100.00
Dysentery	110	87	89	129	127	92	195	425	339	326	369	231	2,501	118.9	...
Diarrhoea	80	68	115	95	169	139	208	242	164	167	166	85	1,629	76.2	12.28
Hepatitis	2	3	4	2	1	3	5	1	2	1	4	2	30	1.4	6.67
Spleen Disease	8	3	8	8	6	13	3	7	4	4	3	5	72	3.4	4.17
Respiratory Diseases	65	76	47	35	24	18	23	13	30	52	36	33	452	21.1	17.70
Phthisis Pulmonalis	4	7	9	6	6	5	8	4	3	8	6	5	71	3.3	77.46
Dropsy	2	3	1	2	4	2	2	...	4	4	2	6	32	1.5	53.12
Atrophy and Anæmia	28	20	19	15	12	15	20	24	27	18	14	15	237	10.8	22.03
Scurvy	...	2	...	1	...	1	...	...	2	...	...	...	6	...	...
Rheumatism	26	21	29	18	17	28	20	24	19	27	19	21	269	12.6	...
Veneral Diseases	13	15	25	27	17	15	32	12	18	13	21	11	219	10.2	...
Eye Diseases	2	11	10	37	33	24	34	22	24	19	18	12	246	11.6	...
Abscess and Ulcer	119	108	139	173	172	204	255	263	194	189	119	148	2,083	97.4	1.88
Wounds and Accidents	63	79	119	129	163	94	79	88	91	91	69	76	1,081	50.6	...
All other Causes	103	100	131	134	163	138	155	136	110	105	96	125	1,496	69.9	...
	937	890	1,128	1,239	1,196	1,201	1,633	2,063	1,910	1,874	1,511	1,129	16,621		
Admitted per 1,000 of the Average Strength in each Month.															
	49.2	44.5	55.9	60.8	58.5	57.3	70.8	92.0	85.1	82.0	66.3	49.8	777.0		



# JAILS OF THE BENGAL PRESIDENCY, 1872.

## IV.

TABLE showing the SICKNESS and MORTALITY among the JAIL POPULATION in the CENTRAL PROVINCES, excluding JUBBULPORE and SAUGOR, during the Year 1872, and the prevalence of the principal Diseases in each Month of the Year.

MONTHS.	Average Strength.	Average Number Daily Sick.	Number Daily Sick per 1,000 of Strength.	Number of Deaths.	Died per 1,000 of Strength.	CAUSES OF DEATHS.																		
						Cholera.	Smallpox.	Enteric Fever.	Fever, Intermittent.	Fever, Remittent.	Fever, Continued.	Apoplexy.	Dysentery.	Diarrhoea.	Hepatitis.	Spleen Disease.	Respiratory Diseases.	Heart Diseases.	Phthisis Pulmonalis.	Dropsy.	Scurvy.	Atrophy and Anæmia.	Wounds and Accidents.	All other Causes.
January	2,035	93	457	5	...	...	...	...	1	...	...	...	1	...	...	1	...	...	...	...	2	...	...	
February	2,035	78	383	3	...	...	...	...	...	...	...	...	...	...	...	...	...	...	...	...	...	...	1	
March	2,006	66	329	3	...	...	...	...	...	...	...	...	...	...	...	...	...	...	...	...	...	...	...	
April	2,010	62	308	...	...	...	...	...	1	...	...	...	1	...	...	...	...	...	...	...	...	...	...	
May	1,999	77	385	...	...	...	...	...	...	...	...	...	1	...	...	...	...	...	...	...	...	...	...	
June	2,029	67	332	4	...	1	...	...	...	...	...	...	2	...	...	...	...	...	...	...	1	...	...	
July	2,007	78	389	5	...	...	...	...	...	...	...	...	2	...	...	...	...	...	...	...	1	...	...	
August	2,021	110	544	7	...	1	...	...	1	...	...	...	1	...	...	...	...	...	...	...	1	...	...	
September	2,078	136	655	13	...	...	...	...	1	...	...	...	5	...	...	...	...	...	...	...	2	...	1	
October	2,063	102	495	16	...	...	...	...	1	1	...	...	6	...	...	1	...	...	...	...	3	...	...	
November	2,037	89	437	1	...	...	...	...	...	...	...	...	2	...	...	...	...	...	...	...	1	...	...	
December	2,039	74	363	8	...	...	...	...	...	...	...	...	2	...	...	1	...	...	...	...	1	...	...	
						4	...	...	6	3	...	...	16	13	...	3	5	...	2	3	1	13	1	2
Died per 1,000 of the Average Strength.																								
For the year	2,029	86	424	72	35.49	1.97	...	...	4.44	...	14.29	...	1.48	2.46	...	.90	1.48	.49	6.41	.40	.99			

CAUSES OF ADMISSIONS.	NUMBER OF ADMISSIONS INTO HOSPITAL IN EACH MONTH.												Total Admitted during the Year.	Admitted per 1,000 of Strength.	Died out of each hundred cases treated.
	Jan.	Feb.	March.	April.	May.	June.	July.	Aug.	Sept.	Oct.	Nov.	Dec.			
Dengue	...	...	...	...	...	...	...	...	...	...	...	...	...	...	...
Cholera	...	...	...	...	...	...	...	...	...	...	...	...	...	...	...
Smallpox	...	...	...	...	...	...	...	...	...	...	...	...	...	...	...
Enteric Fever	...	...	...	...	...	...	...	...	...	...	...	...	...	...	...
Fever, Intermittent	107	56	67	61	76	51	65	118	318	228	168	79	1,374	677.2	44
" Remittent and Continued	1	2	3	2	1	2	2	1	7	3	2	1	27	13.3	11.11
Apoplexy	...	...	...	...	...	...	...	...	...	...	...	...	...	...	...
Dysentery	9	12	19	13	15	16	48	59	37	27	17	19	281	138.5	5.68
Diarrhoea	8	5	11	15	7	8	33	69	42	18	11	12	230	113.4	...
Hepatitis	...	...	...	...	...	...	...	...	...	...	...	...	...	...	...
Spleen Disease	...	...	...	...	...	...	...	...	...	...	...	...	...	...	...
Respiratory Diseases	18	12	5	5	8	4	...	4	11	2	1	8	89	43.8	21.43
Phthisis Pulmonalis	...	...	...	...	...	...	...	...	...	...	...	...	...	...	...
Dropsy	...	...	...	...	...	...	...	...	...	...	...	...	...	...	...
Atrophy and Anæmia	1	...	...	...	1	5	2	4	9	3	5	3	33	16.3	20.39
Scurvy	...	...	...	...	...	...	...	...	...	...	...	...	...	...	...
Rheumatism	14	8	8	6	18	8	4	9	9	6	10	4	104	51.3	2.94
Veneral Diseases	5	6	4	5	2	3	3	2	2	2	...	1	35	17.3	...
Eye Diseases	1	...	3	2	...	2	1	9	6	6	...	3	35	17.3	...
Abscess and Ulcer	36	32	34	42	50	53	48	39	48	29	40	41	483	238.0	28
Wounds and Accidents	13	7	14	9	10	8	18	14	18	14	4	5	134	66.0	...
All other Causes	28	19	27	24	28	22	21	41	19	23	19	18	289	142.4	...
	241	161	198	187	219	183	254	367	536	364	265	291	3,176		
Admitted per 1,000 of the Average Strength in each Month.															
	118.4	79.1	98.7	93.0	109.6	90.6	126.6	181.6	257.9	176.5	139.1	98.6	1505.3		



# JAILS OF THE BENGAL PRESIDENCY, 1872.

## V.

TABLE showing the SICKNESS and MORTALITY among the JAIL POPULATION in the AGRA DISTRICT and in CENTRAL INDIA during the Year 1872, and the prevalence of the principal Diseases in each Month of the Year.

MONTHS.	Average Strength.	Average Number Daily Sick.	Number Daily Sick per 1,000 of Strength.	Number of Deaths.	Died per 1,000 of Strength.	CAUSES OF DEATHS.																		
						Cholera.	Smallpox.	Enteric Fever.	Fever, Intermittent.	Fever, Remittent.	Fever, Continued.	Apoplexy.	Dysentery.	Diarrhoea.	Hepatitis.	Spleen Disease.	Respiratory Diseases.	Heart Diseases.	Phthisis Pulmonalis.	Dropsy.	Scurvy.	Atrophy and Anæmia.	Wounds and Accidents.	All other Causes.
January	3,142	83	26.4	14	...	...	...	...	...	...	...	...	...	...	...	...	...	...	...	...	...	...	...	...
February	3,134	73	23.3	8	...	...	...	...	...	...	...	...	...	...	...	...	...	...	...	...	...	...	...	...
March	3,201	66	20.6	3	...	...	...	...	...	...	...	...	...	...	...	...	...	...	...	...	...	...	...	...
April	3,267	58	17.8	5	...	...	...	...	...	...	...	...	...	...	...	...	...	...	...	...	...	...	...	...
May	3,249	64	19.7	4	...	...	...	...	...	...	...	...	...	...	...	...	...	...	...	...	...	...	...	...
June	3,285	82	25.0	6	...	...	...	...	...	...	...	...	...	...	...	...	...	...	...	...	...	...	...	...
July	3,381	83	24.5	4	...	...	...	...	...	...	...	...	...	...	...	...	...	...	...	...	...	...	...	...
August	3,483	106	30.4	15	...	...	...	...	...	...	...	...	...	...	...	...	...	...	...	...	...	...	...	...
September	3,629	157	43.3	11	...	...	...	...	...	...	...	...	...	...	...	...	...	...	...	...	...	...	...	...
October	3,689	150	40.7	11	...	...	...	...	...	...	...	...	...	...	...	...	...	...	...	...	...	...	...	...
November	3,715	123	33.1	14	...	...	...	...	...	...	...	...	...	...	...	...	...	...	...	...	...	...	...	...
December	3,709	111	30.0	12	...	...	...	...	...	...	...	...	...	...	...	...	...	...	...	...	...	...	...	...
						...	...	1	...	3	...	1	44	11	...	1	17	1	3	1	...	6	2	16
Died per 1,000 of the Average Strength.																								
For the year	3,407	96	28.2	107	31.41	...	...	1.18	...	2.9	...	16.15	...	2.9	4.99	2.9	8.8	2.9	...	1.76	...	5.9	4.70	...

CAUSES OF ADMISSIONS.	NUMBER OF ADMISSIONS INTO HOSPITAL IN EACH MONTH.												Total Admitted during the Year	Admitted per 1,000 of Strength.	Died out of each hundred cases treated.
	Jan.	Feb.	March.	April.	May.	June.	July.	Aug.	Sept.	Oct.	Nov.	Dec.			
Dengue	...	...	...	...	...	...	...	67	215	21	...	...	303	88.9	...
Cholera	...	...	...	...	...	...	...	1	...	...	...	...	2	6	...
Smallpox	...	...	...	...	...	...	...	...	...	...	...	...	...	...	...
Enteric Fever	...	...	...	...	...	...	...	...	...	...	...	...	...	...	...
Fever, Intermittent	26	40	53	61	64	67	64	128	221	173	69	33	990	293.2	...
" Remittent and Continued	4	7	4	1	5	4	...	...	2	1	...	...	22	6.4	13.63
Apoplexy	...	...	...	...	...	...	...	...	...	...	...	...	2	6	50.00
Dysentery	8	...	6	6	10	21	29	49	40	34	47	60	310	91.0	11.11
Diarrhoea	8	3	5	6	14	9	23	46	24	33	13	1	185	54.3	...
Hepatitis	...	...	...	...	...	...	...	...	...	...	...	...	...	...	...
Spleen Disease	3	...	...	...	...	...	...	1	1	2	...	2	9	2.6	11.11
Respiratory Diseases	27	12	14	18	7	12	9	5	13	17	4	21	159	46.7	10.69
Phthisis Pulmonalis	...	...	1	...	...	...	1	1	2	1	...	...	6	1.8	50.00
Dropsy	...	...	...	...	...	...	...	1	...	...	...	...	1	3	...
Atrophy and Anæmia	1	...	...	1	3	...	2	...	...	1	...	1	9	2.6	66.67
Scurvy	...	...	...	...	1	1	2	3	...	8	...	...	15	4.4	...
Rheumatism	5	3	7	2	1	5	5	1	1	5	2	6	43	12.6	...
Veneral Diseases	8	7	5	2	3	7	7	5	3	6	2	1	56	16.4	...
Eye Diseases	4	2	2	2	9	2	4	6	3	6	4	3	47	13.8	...
Abscess and Ulcer	14	18	14	22	34	51	67	30	49	34	26	26	360	107.4	1.65
Wounds and Accidents	6	3	1	11	4	17	6	2	6	4	9	6	75	22.0	...
All other Causes	18	13	15	18	26	17	25	35	21	28	24	22	263	77.2	...
	132	102	127	150	181	215	235	391	593	376	200	182	2,574		
Admitted per 1,000 of the Average Strength in each Month.															
	47.0	32.6	39.7	45.9	55.7	65.4	69.5	109.4	163.4	101.9	53.8	49.1	845.4		



# JAILS OF THE BENGAL PRESIDENCY, 1872.

## VI.

TABLE showing the SICKNESS and MORTALITY among the JAIL POPULATION in the ROHILCUND and MEERUT DISTRICTS during the Year 1872, and the prevalence of the principal Diseases in each Month of the Year.

MONTHS.	Average Strength.	Average Number Daily Sick.	Number Daily Sick per 1,000 of Strength.	Number of Deaths.	Dead per 1,000 of Strength.	CAUSES OF DEATHS.																			
						Cholera.	Smallpox.	Enteric Fever.	Fever, Intermittent.	Fever, Remittent.	Fever, Continued.	Apoplexy.	Dysentery.	Diarrhoea.	Hepatitis.	Spleen Disease.	Respiratory Diseases.	Heart Diseases.	Phthisis Pulmonalis.	Dropsy.	Scurvy.	Atrophy and Anæmia.	Wounds and Accidents.	All other Causes.	
January	5,741	159	26.1	30	...	...	...	...	1	...	...	12	5	...	1	9	...	1	...	...	...	...	...	...	...
February	5,886	148	25.1	17	...	...	...	...	1	...	...	8	4	...	...	12	...	1	...	...	...	...	...	...	...
March	5,905	139	23.5	11	...	...	...	...	1	...	...	2	...	...	1	4	...	...	...	...	...	...	...	...	...
April	6,042	155	25.6	12	...	...	...	...	...	...	...	4	1	...	...	5	...	1	...	...	...	...	...	...	...
May	6,214	165	26.6	8	...	...	...	...	...	...	...	12	...	...	...	4	...	...	...	...	...	...	...	...	...
June	6,088	149	24.5	4	...	...	...	...	1	...	...	12	...	...	...	...	...	...	...	...	...	...	...	...	...
July	6,102	159	24.2	9	...	1	...	...	...	...	...	3	1	...	...	1	...	1	1	...	...	...	...	...	...
August	6,296	234	37.2	22	...	5	...	...	...	...	...	3	5	...	...	4	...	...	...	...	...	1	1	...	...
September	6,208	324	51.7	47	...	10	...	...	...	...	...	19	6	...	...	6	...	...	...	...	...	...	...	...	...
October	6,207	307	49.5	53	...	2	...	...	...	...	...	17	14	...	...	1	...	...	...	...	...	3	...	...	...
November	6,175	217	35.1	22	...	...	...	...	...	...	...	26	10	...	...	4	...	...	1	...	...	...	...	...	...
December	6,047	164	27.1	42	...	...	...	...	1	2	...	22	4	...	...	3	...	...	1	1	...	6	...	...	...
						18	...	...	10	9	...	130	56	...	2	43	...	7	3	1	14	1	...	13	...
Died per 1,000 of the Average Strength.																									
For the year	6,088	192	31.5	307	50.43	2.96	...	...	3.12	...	...	39.55	...	33	7.06	...	1.15	.50	.16	2.30	.16	2.14	...	...	...

CAUSES OF ADMISSIONS.	NUMBER OF ADMISSIONS INTO HOSPITAL IN EACH MONTH.												Total Admitted during the Year.	Admitted per 1,000 of Strength.	Died out of each hundred cases treated.
	Jan.	Feb.	March.	April.	May.	June.	July.	Aug.	Sept.	Oct.	Nov.	Dec.			
Dengue	...	...	...	...	...	1	...	...	12	1	...	...	14	2.3	...
Cholera	...	...	...	...	...	...	3	6	29	...	...	...	29	4.8	62.07
Smallpox	...	...	...	...	1	1	...	...	...	...	...	...	2	.3	...
Enteric Fever	...	...	...	...	3	...	...	...	...	...	...	...	3	.5	...
Fever, Intermittent	79	57	76	108	154	129	245	559	583	338	186	108	2,622	430.7	38
" Remittent and Continued	10	10	14	16	14	11	15	28	19	9	6	16	168	27.6	5.36
Apoplexy	...	...	...	...	...	...	2	...	...	...	...	...	2	.3	...
Dysentery	24	18	14	30	20	12	34	90	116	138	68	69	633	104.0	19.60
Diarrhoea	28	14	12	24	23	12	21	66	45	33	31	22	321	52.7	19.50
Hepatitis	...	...	1	...	...	...	...	...	...	...	...	...	1	.2	...
Spleen Disease	5	3	2	3	1	1	1	3	3	2	1	...	25	4.1	8.00
Respiratory Diseases	41	25	22	34	22	15	12	13	21	18	15	22	260	42.7	16.54
Phthisis Pulmonalis	1	1	...	1	...	1	...	...	2	1	1	...	8	1.3	87.50
Dropsy	...	...	1	...	3	...	...	...	...	...	1	...	5	.8	60.00
Atrophy and Anæmia	4	6	4	6	5	7	4	6	11	18	12	15	88	16.1	14.29
Scurvy	...	...	1	...	...	...	...	...	...	...	...	...	1	.2	...
Rheumatism	4	11	6	5	8	13	7	6	11	7	9	9	96	15.8	...
Veneral Diseases	5	1	5	14	13	8	5	11	5	5	3	80	80	13.1	...
Eye Diseases	3	3	2	17	10	7	8	3	3	18	13	8	95	15.6	...
Abscess and Ulcer	89	71	62	58	69	74	75	51	53	40	45	38	725	119.6	7.9
Wounds and Accidents	20	20	29	28	22	26	37	20	14	14	13	13	256	42.1	...
All other Causes	17	18	26	30	30	35	31	35	25	25	25	18	315	51.7	...
	330	258	277	374	308	353	500	887	943	667	431	341	5,729		
Admitted per 1,000 of the Average Strength in each Month.															
	57.4	43.8	46.9	61.9	61.0	58.0	80.7	140.9	150.4	107.4	69.8	56.4	946.0		



## JAILS OF THE BENGAL PRESIDENCY, 1872.

VII.

TABLE showing the SICKNESS and MORTALITY among the JAIL POPULATION in the PUNJAB during the Year 1872, and the prevalence of the principal Diseases in each Month of the Year.

MONTHS.	Average Strength.	Average Number Daily Sick.	Number Daily Sick per 1,000 of Strength.	Number of Deaths.	Died per 1,000 of Strength.	CAUSES OF DEATHS.																			
						Cholera.	Smallpox.	Enteric Fever.	Fever, Intermittent.	Fever, Remittent.	Fever, Continued.	Apoplexy.	Dysentery.	Diarrhoea.	Hepatitis.	Spleen Disease.	Respiratory Diseases.	Heart Disease.	Phthisis Pulmonalis.	Dropsy.	Scurvy.	Atrophy and Anæmia.	Wounds and Accidents.	All other Causes.	
January	13,558	213	15.7	30	...	...	...	...	4	...	3	...	...	1	...	10	...	3	1	...	2	1	...	3	6
February	13,448	224	16.7	24	...	...	...	1	3	...	...	...	...	...	...	9	1	...	...	...	...	...	...	...	...
March	13,147	262	19.9	33	...	...	...	...	14	...	1	...	...	...	...	...	...	...	...	...	...	...	...	...	...
April	13,238	265	20.0	13	...	...	...	...	4	...	1	...	...	...	...	...	...	...	...	...	...	...	...	...	...
May	13,310	263	19.9	15	...	...	...	...	...	...	4	...	...	...	...	...	...	...	...	...	...	...	...	...	...
June	13,311	285	21.4	8	...	...	...	...	1	1	2	...	...	...	...	...	...	...	...	...	...	...	...	...	...
July	13,595	306	22.5	17	...	3	...	...	...	...	...	...	...	...	...	...	...	...	...	...	...	...	...	...	...
August	13,971	521	37.3	61	...	27	...	...	1	9	...	...	...	...	...	...	...	...	...	...	...	...	...	...	...
September	14,212	600	42.2	57	...	10	...	...	2	11	...	...	...	...	...	...	...	...	...	...	...	...	...	...	...
October	13,471	654	47.1	64	...	1	...	...	7	10	...	...	...	...	...	...	...	...	...	...	...	...	...	...	...
November	13,442	548	40.8	75	...	...	...	...	4	8	...	...	...	...	...	...	...	...	...	...	...	...	...	...	...
December	13,039	436	33.4	79	...	...	...	...	11	3	...	...	...	...	...	...	...	...	...	...	...	...	...	...	...
						41	...	...	28	51	28*	4	93	47	3	...	99	3	14	5	1	11	9	29	...
						Died per 1,000 of the Average Strength.																			
For the year	13,612	382	28.3	466	34.9	300	...	...	7.92	30	10.36	22	...	7.33	22	1.04	37	08	81	67	2.14				

CAUSES OF ADMISSIONS.	NUMBER OF ADMISSIONS INTO HOSPITAL IN EACH MONTH.												Total Admitted during the Year.	Admitted per 1,000 of Strength.	Died out of each hundred cases treated.
	Jan.	Feb.	March.	April.	May.	June.	July.	Aug.	Sept.	Oct.	Nov.	Dec.			
Dengue	...	...	...	...	...	...	...	...	3	3	...	...	6	...	...
Cholera	...	...	...	...	...	...	10	73	7	1	...	...	91	6.7	42.06
Smallpox	...	4	3	3	...	...	1	...	...	...	...	...	11	8	...
Enteric Fever	...	...	...	1	...	...	...	...	...	...	...	...	1	3	...
Fever, Intermittent and Remittent	231	273	274	280	307	348	496	1,387	2,042	1,613	1,132	745	9,128	675.6	31
Fever, Continued	14	20	108	55	54	16	9	29	40	59	26	16	446	33.0	17.71
Apoplexy	...	...	...	...	...	8	2	1	...	1	...	...	1,078	79.8	33.33
Dysentery	27	38	46	42	29	35	81	139	161	180	158	112	864	63.9	7.21
Diarrhoea	29	24	33	87	70	70	96	132	85	68	87	91	19	14	15.79
Hepatitis	2	1	1	6	2	...	2	1	2	...	13	11	17	88	6.5
Spleen Disease	4	3	4	3	5	...	5	6	7	11	...	...	131	716	13.83
Respiratory Diseases	78	51	58	83	63	33	29	32	28	53	60	131	716	63.0	13.83
Phthisis Pulmonalis	4	5	1	...	1	3	3	...	...	1	4	6	25	1.9	56.00
Dropsy	1	1	1	...	1	1	1	...	3	...	...	...	12	9	41.67
Atrophy and Anæmia	6	2	3	...	...	5	9	10	...	8	14	15	22	108	8.0
Scurvy	...	...	...	...	...	3	4	...	3	4	...	3	6	28	2.1
Rheumatism	14	16	16	24	11	23	17	16	16	14	10	7	184	13.6	...
Venerical Diseases	6	5	14	17	13	18	8	7	14	14	6	13	135	10.0	...
Eye Diseases	3	9	17	21	27	24	23	19	14	15	7	3	182	13.5	...
Abscess and Ulcer	68	71	93	93	137	133	184	108	84	75	74	86	1,296	89.3	1.31
Wounds and Accidents	28	26	26	39	42	32	39	28	22	20	30	28	360	26.6	...
All other Causes	46	65	94	108	92	131	119	110	83	73	69	76	1,050	78.1	...
	556	603	795	869	802	894	1,131	2,008	2,627	2,217	1,714	1,360	15,756		
	Admitted per 1,000 of the Average Strength in each Month.														
	41.0	44.8	60.5	65.6	67.0	67.2	83.2	150.2	184.8	159.8	127.5	104.3		1166.1	

\* Deaths from Contagious Relapsing Fever which occurred in the Umritsar Jail. During the same period, there were 201 admissions from this fever, occurring as follows:—January 1, February 16, March 24, April 47, May 38, and June 5.



# JAILS OF THE BENGAL PRESIDENCY 1872.

## VIII.

COMPARATIVE STATEMENT of the RATIOS of SICKNESS and MORTALITY among the JAIL POPULATION of the various PROVINCES of the BENGAL PRESIDENCY.

	RATIO PER 1,000 OF THE AVERAGE STRENGTH.						
	Bengal Proper and Assam.	Gangetic Provinces and Oude.	Central Provinces (excluding Saugor and Jubbulpore).	Agra and Central India.	Rohilkund and Meerut.	Punjab.	BENGAL PRESIDENCY.
1.—AVERAGE DAILY SICK-RATE OF EACH MONTH.							
January	39.8	24.3	45.7	26.4	26.1	15.7	27.0
February	34.4	23.3	38.3	23.3	25.1	16.7	25.1
March	32.3	22.7	32.9	20.6	23.5	19.9	24.7
April	33.2	24.1	30.8	17.8	25.6	20.0	25.4
May	33.6	23.5	35.5	19.7	26.6	19.9	25.8
June	34.2	22.8	33.2	25.0	24.5	21.4	26.0
July	41.8	23.1	38.9	24.5	24.2	22.5	29.0
August	44.1	32.4	44.4	39.4	37.2	37.3	37.4
September	41.3	34.1	65.5	43.3	51.7	42.2	49.8
October	41.0	32.0	49.5	49.7	49.5	47.1	49.2
November	41.7	39.3	43.7	33.1	35.1	40.8	36.3
December	40.1	25.3	36.3	30.0	27.1	33.4	31.4
AVERAGE OF THE YEAR	38.2	26.8	42.4	28.2	31.5	28.3	31.0
2.—COMPOSITION OF THE ADMISSION-RATE OF THE YEAR.							
Dengue	47.7	4.0	...	88.9	2.3	4	18.3
Cholera	11.1	12.5	2.4	6	4.8	6.7	9.1
Smallpox	3	2.2	...	...	3	8	1.0
Fever	456.8	271.3	690.5	390.2	458.8	708.7	446.7
Apoplexy	7	1	...	6	3	9	5
Dysentery and Diarrhoea	352.2	103.1	251.9	145.3	150.7	143.7	216.6
Hepatitis	2.2	1.4	1.5	...	2	1.4	1.4
Spleen Disease	19.8	3.4	6.9	2.6	4.1	6.5	8.2
Respiratory Diseases	35.3	21.1	43.8	46.7	42.7	53.0	35.9
Phthisis Pulmonalis	7.4	3.3	5	1.8	1.3	1.9	3.6
Dropsy	6.4	1.5	2.4	3	8	9	2.5
Atrophy and Anæmia	12.0	10.6	16.3	2.6	16.1	8.0	10.7
Scurvy	5.2	3	16.8	4.4	2	2.1	2.6
Rheumatism	29.4	12.6	51.3	12.6	15.8	13.6	15.5
Veneral Diseases	14.4	10.2	17.3	16.4	13.1	16.0	12.1
Eye Diseases	9.6	11.5	17.3	13.8	15.6	13.5	12.2
Abscess and Ulcer	61.7	97.4	238.0	167.4	119.1	89.3	94.3
Injuries	38.4	50.6	66.0	22.0	42.1	26.6	49.4
All other Causes	121.0	69.9	143.4	77.2	51.7	78.1	85.2
ADMISSION-RATE OF THE YEAR	1231.6	777.0	1565.3	843.4	946.0	1166.1	1019.8
3.—COMPOSITION OF THE DEATH-RATE OF THE YEAR.							
Cholera	4.75	5.33	1.97	...	2.96	3.03	4.04
Smallpox	1.4	28	...	...	...	...	1.3
Fever	3.95	1.87	4.44	1.18	3.12	7.02	3.88
Apoplexy	47	1.4	...	29	...	30	2.4
Dysentery and Diarrhoea	23.98	23.70	14.20	16.15	30.55	10.36	20.78
Hepatitis	27	0.9	...	...	...	22	1.5
Spleen Disease	5.4	1.4	1.48	29	3.3	...	28
Respiratory Diseases	3.55	3.74	2.40	4.99	7.06	7.33	4.84
Heart Diseases	47	2.5	...	29	...	22	26
Phthisis Pulmonalis	3.08	2.57	90	88	1.15	1.04	2.07
Dropsy	1.94	90	1.48	29	50	37	95
Atrophy and Anæmia	2.01	2.34	6.41	1.76	2.30	8.1	2.02
All other Causes	4.55	4.58	1.97	5.29	2.46	2.80	3.94
DEATH-RATE OF THE YEAR	49.70	45.81	35.40	31.41	50.43	31.40	43.58
DIED OUT OF EACH HUNDRED CASES TREATED.							
4.—MORTALITY RELATIVE TO THE NUMBER TREATED.							
Cholera	43.03	42.54	80.00	...	62.07	45.06	44.29
Smallpox	50.00	12.77	...	...	...	...	12.50
Intermittent Fevers	44	23	44	...	38	31	33
Remittent and Continued Fevers	17.28	22.41	11.11	13.63	6.36	17.71	15.73
Apoplexy	70.00	100.00	...	50.00	...	33.33	51.72
Dysentery and Diarrhoea	6.41	12.28	5.68	11.11	19.50	7.21	8.59
Hepatitis	12.12	6.67	...	...	...	15.79	19.95
Spleen Disease	2.70	4.17	21.43	11.11	8.00	...	3.37
Respiratory Diseases	10.96	17.79	5.62	10.99	16.54	13.83	13.48
Phthisis Pulmonalis	41.92	77.46	...	50.00	87.50	56.00	57.47
Dropsy	30.53	53.12	60.00	100.00	60.00	41.67	38.67
Atrophy and Anæmia	16.76	22.03	39.39	66.67	14.29	10.10	18.96



# JAILS OF THE BENGAL PRESIDENCY, 1872.

## IX.

TABLE showing the GENERAL STATISTICS of SICKNESS and MORTALITY in the JAILS of the BENGAL PRESIDENCY, and the AVERAGE NUMBER DAILY SICK in each MONTH.

STATIONS.	Average Strength for the Year.	DAILY SICK PER 1,000 OF AVERAGE STRENGTH IN EACH MONTH.												Daily Sick per 1,000 of Average Strength for the Year.	Admitted into Hospital per 1,000 of Average Strength.	DIED PER 1,000 OF AVERAGE STRENGTH.		
		Jan.	Feb.	Mar.	Apr.	May.	June.	July.	Aug.	Sept.	Oct.	Nov.	Dec.			A. Cholera.	B. All other Causes.	C. All Causes.
Presidency (Natives) ...	954	273	261	318	387	468	288	336	296	331	463	596	915	398	21667	1258	3564	4822
Alipore ...	2,603	750	695	475	467	472	560	647	637	532	515	585	580	570	14095	167	3162	3329
Baraset ...	310	546	446	545	556	397	453	643	594	575	675	757	669	581	14355	...	18965	18065
Jessore ...	528	510	493	369	402	379	179	218	175	212	238	284	325	303	8598	189	5493	5682
Kishnaghar ...	280	192	236	221	224	212	164	256	337	615	400	200	324	273	7167	...	2389	2389
Mooredabad ...	197	209	238	267	102	149	228	135	327	216	179	294	272	203	5339	1015	4961	5076
Hooghly ...	419	380	405	493	548	647	1291	1323	840	877	725	686	632	716	24248	477	8592	9069
Burdwan ...	211	2291	814	550	597	573	628	714	622	634	744	617	990	806	20872	...	7109	7109
Bancoorah ...	241	42	83	45	45	41	40	39	42	44	131	80	74	41	2887	...	...	...
Purulia ...	179	63	190	137	179	105	92	192	311	353	125	215	109	168	6648	...	2235	2235
Scoree ...	269	319	497	430	372	271	282	777	1042	951	781	725	547	505	19963	...	4089	4089
Rajmahal and Pakour ...	148	78	147	357	196	361	452	313	414	355	...	392	674	338	8649	...	3378	3378
Deoghur and Sub-divns. ...	101	...	...	333	...	82	71	169	509	316	238	118	139	198	5148	...	1989	1989
Malda ...	82	725	253	198	374	179	167	267	735	548	328	400	615	566	15122	1220	3658	4878
Dinapore ...	367	477	382	389	474	472	525	699	673	513	625	479	516	517	18475	...	3618	3618
Rajshahye ...	659	187	151	214	223	226	173	183	246	218	222	201	299	215	5831	358	1968	2326
Rangpore ...	251	417	342	370	460	435	458	469	417	482	494	440	307	438	10877	...	3586	3586
Bogra ...	108	595	693	339	268	183	190	294	404	606	392	508	398	370	11574	...	926	926
Mymensingh ...	306	136	257	217	293	225	298	216	306	392	296	263	330	253	10908	...	3535	3535
Pabna ...	135	413	462	461	498	414	390	400	458	580	614	496	317	444	29074	2222	741	2963
Furreedpore ...	362	209	137	174	151	87	112	179	270	134	166	272	246	193	6713	...	552	552
Backergunge ...	607	273	331	244	255	205	292	395	346	556	680	775	400	385	8023	1675	11233	12898
Nacooly ...	164	419	391	425	452	506	519	471	610	526	600	584	577	488	19085	...	1229	1229
Chittagong ...	238	264	329	142	262	220	359	449	1025	282	230	231	250	336	14302	...	2521	2521
Tippurah ...	233	117	327	218	179	128	131	138	178	268	323	294	160	215	6352	...	1717	1717
Dacca ...	591	166	156	204	262	273	277	433	239	206	203	237	253	237	9712	508	1015	1523
Sylhet ...	416	483	410	357	328	420	370	432	465	373	378	237	240	385	9639	...	5048	5048
Shillong ...	36	238	513	541	526	789	1316	1000	333	857	1176	909	1212	833	13611	...	11111	11111
Cachar ...	116	265	574	488	584	455	496	364	392	532	465	471	481	522	18783	2009	...	2009
Gowalpara ...	104	638	292	463	673	755	667	901	865	792	819	556	388	673	25009	...	3846	3846
Gowahatty ...	75	482	111	...	633	556	606	820	435	485	617	667	633	533	15333	...	1333	1333
Seeshangor ...	93	435	108	233	345	353	430	600	566	521	674	510	682	439	17312	2150	6432	8602
Nowongor ...	96	571	364	171	360	455	253	250	692	440	292	211	109	312	9075	...	2083	2083
Terpore ...	178	500	484	383	710	854	690	833	714	1023	792	732	751	674	33708	562	2247	2809
Debraughur ...	65	448	615	308	323	333	541	556	398	345	164	169	...	398	20000	1538	1538	3077
Midnapore ...	1,097	223	167	261	190	191	223	435	595	314	230	186	237	273	9916	...	9754	9754
Balapore ...	162	120	187	247	247	292	106	171	533	272	327	185	199	247	7778	617	617	1234
Cuttack ...	240	210	271	377	286	220	210	506	519	467	381	331	298	333	10083	833	3334	4167
Pooree ...	93	298	194	278	273	213	198	312	455	267	625	250	119	323	20090	1075	5377	6452
Monghyr ...	299	85	81	120	39	70	97	133	119	168	90	91	116	100	3211	...	3010	3010
Bhaugulpore, Central (9 months) ...	776	...	...	...	148	180	193	100	162	293	357	277	140	296	4575	...	1933	1933
Bhaugulpore District ...	420	128	153	144	348	298	182	189	152	118	173	235	196	167	3238	238	7143	7381
Purneah ...	306	493	379	333	398	372	175	248	322	245	161	278	332	294	7549	...	6536	6536
Jalpigoree ...	61	1029	1061	822	641	1090	896	366	618	465	833	444	227	656	15574	31148	11475	42623
Darjeeling ...	52	290	345	179	175	333	364	175	377	290	939	476	500	395	8861	...	3846	3846
	14,930	398	344	323	332	336	342	418	441	413	410	417	401	382	12316	473	4495	4970
Chyebassa ...	91	137	270	375	444	532	638	538	686	300	101	298	211	330	10549	...	4396	4396
Ranchee ...	207	394	381	485	352	460	532	443	637	248	300	283	336	386	12657	...	1932	1932
Hazareebaugh, Central District ...	726	137	120	93	93	69	84	111	123	142	235	232	236	138	5691	138	964	1192
Gyrah ...	136	229	153	222	280	255	170	391	391	256	259	254	172	221	9627	...	4412	4412
Patna ...	399	362	365	394	437	516	476	495	592	415	457	303	124	491	13005	231	6767	7018
Dehree Ghat working gang ...	411	164	192	175	155	118	133	89	101	124	146	171	158	146	3699	...	3650	3650
Arrah ...	798	135	282	274	463	488	497	540	775	694	836	666	407	591	13246	1629	6140	7769
Chumpran ...	421	135	296	226	235	195	183	251	239	242	215	281	161	214	6598	...	3325	3325
Moruffpore ...	255	348	289	293	252	427	300	309	298	281	425	239	314	10745	784	12157	12941	
Chuprah ...	480	212	193	251	177	292	156	256	637	339	237	222	145	250	8890	9750	11250	21000
	328	...	...	...	...	30	149	206	424	479	351	247	152	183	4908	2439	3354	5793
Ghazepore ...	409	70	47	93	24	...	43	78	91	99	97	118	79	80	2124	...	3096	3096
Benares, Central District ...	1,206	699	423	559	193	236	276	269	424	526	456	384	376	371	9795	395	3791	4196
Mirzapore ...	531	498	358	323	374	393	352	370	411	422	460	383	308	377	9812	188	2260	2448
Azamgarh ...	261	218	337	332	351	391	362	410	241	290	358	414	325	345	10383	1633	4214	5747
Jaunpore ...	368	223	291	176	377	256	284	321	410	335	420	367	697	353	15462	19902	6522	8424
Gorakhpore ...	293	131	337	381	359	450	620	610	700	1376	1122	824	695	717	19978	...	9215	9215
Buxtee ...	727	476	499	425	516	693	490	527	627	734	870	877	671	633	19959	...	12655	12655
	363	420	303															



STATIONS.	Average Strength for the Year.	DAILY SICK PER 1,000 OF AVERAGE STRENGTH IN EACH MONTH.												Daily Sick per 1,000 of Average Strength for the Year.	Admitted into Hospital per 1,000 of Average Strength.	DIED PER 1,000 OF AVERAGE STRENGTH.		
		Jan.	Feb.	Mar.	Apr.	May.	June.	July.	Aug.	Sept.	Oct.	Nov.	Dec.			A. Cholera.	B. All other Causes.	C. All Causes.
Banda	372	324	313	184	248	202	296	223	258	307	291	224	214	269	11909	...	61.83	61.83
Allahabad, Central	1,721	184	185	174	223	241	206	224	483	515	274	274	196	267	5067	...	29.63	29.63
" District	890	291	160	163	125	120	77	115	174	227	137	125	77	138	3857	6.25	15.09	21.25
	21,393	243	233	227	241	235	228	251	324	341	320	303	253	258	7770	5.33	40.48	45.81
Sambulpore	97	920	1149	1075	893	862	737	1011	1053	947	619	583	707	928	25979	...	20.62	20.62
Raepore	234	262	295	429	631	690	596	630	729	913	792	692	280	498	17692	...	12.82	12.82
Bataspora	43	244	256	...	...	164	154	139	139	164	...	...	...	189	1698	...	...	...
Munda	45	...	...	...	27.0	21.3	23.8	27.7	47.6	34.5	...	...	...	...	22.2	60.00	...	...
Soneo	117	465	472	336	171	49.6	41.7	72.1	77.6	57.9	61.9	51.0	51.7	51.3	18295	...	102.56	102.56
Chindawarra	52	417	698	612	392	88.9	21.7	29.8	85.1	75.5	59.0	32.8	13.7	38.5	12500	...	134.62	134.62
Baitool	72	...	13.7	13.9	25.0	24.7	13.5	14.9	...	13.3	...	31.7	41.6	13.9	31.95	...	41.67	41.67
Nursingpore	132	190	9.6	18.5	7.3	8.5	14.6	7.7	43.2	31.5	22.9	25.8	16.8	22.7	7803	...	15.15	15.15
Hoshangabad	125	200	213	342	16.9	18.9	34.5	19.6	27.5	22.2	26.5	34.7	29.2	24.0	13300	...	40.00	40.00
Nimar	85	17.2	38.1	27.0	55.6	41.7	38.2	25.4	79.2	50.8	46.2	49.4	38.5	47.1	21530	47.06	...	47.06
Sehore	71	89.6	89.6	68.5	69.2	92.1	66.7	93.3	130.4	135.1	203.1	163.9	111.1	98.6	3154.9	...	84.51	84.51
Nagpore	709	51.0	34.3	25.1	20.7	23.1	19.9	25.8	36.6	85.9	52.0	36.6	34.3	36.7	1507.8	...	26.80	26.80
Bandhara	63	62.5	31.7	28.2	33.9	48.4	15.9	31.7	33.0	17.5	32.3	46.2	15.9	31.7	2158.7	...	15.87	15.87
Wardah	40	25.0	24.4	27.8	...	22.2	40.8	71.4	69.8	51.7	49.2	14.1	27.4	40.0	2520.0	...	...	...
Chanda	108	30.3	26.3	16.3	17.2	34.8	29.1	38.5	48.5	26.3	30.0	28.8	30.3	27.8	1046.3	...	74.07	74.07
	2,029	457	383	329	398	385	332	389	544	655	495	437	363	424	1563.3	1.97	33.52	35.49
Jubbulpore	690	32.6	25.4	31.4	16.6	39.1	44.0	47.5	31.0	39.8	39.0	53.8	62.5	37.9	984.8	...	65.15	65.15
Dumoh	49	18.2	...	...	...	19.6	...	27.0	41.7	35.1	42.6	46.5	...	29.4	714.3	...	40.81	40.81
Saugor	147	82.8	54.8	42.6	59.2	95.7	69.4	51.5	74.6	114.1	131.9	49.4	28.7	68.0	2435.4	...	13.61	13.61
Lullupore	122	214	233	296	24.8	14.2	24.2	35.4	25.6	...	8.5	17.5	27.8	24.6	393.5	...	16.40	16.40
Jhansi	296	17.1	8.6	4.2	4.1	4.0	13.2	3.7	...	7.2	7.6	22.1	31.8	12.0	188.0	...	36.09	36.09
Ajmere	314	99.1	85.5	49.0	43.3	45.6	51.4	44.6	68.1	74.7	94.8	62.1	39.5	63.7	1465.9	...	60.51	60.51
Muttra	294	5.2	14.6	14.8	11.2	12.1	13.9	18.2	14.6	32.1	35.7	26.9	10.0	19.6	936.3	...	9.80	9.80
Agra, Central	1,339	11.3	12.1	13.0	12.7	10.9	12.1	12.9	25.9	46.3	39.0	25.0	16.2	20.2	640.8	...	16.43	16.43
" District	322	7.5	8.0	11.5	12.2	9.3	9.6	10.2	27.3	51.7	30.3	13.2	20.1	15.5	705.0	...	18.63	18.63
	3,407	26.4	23.3	29.6	17.8	19.7	25.0	24.5	39.4	43.7	40.3	33.1	30.0	28.2	843.4	...	31.41	31.41
Etawah	247	29.1	14.6	12.5	20.3	29.8	24.2	11.5	16.8	32.5	21.7	12.6	4.0	16.2	753.0	...	8.10	8.10
Mynpoorie	406	44.5	37.5	37.9	29.6	33.1	28.0	33.3	35.4	34.5	37.0	44.9	25.2	34.5	741.4	...	17.24	17.24
Etah	254	36.5	29.1	26.9	35.2	27.0	31.0	46.5	32.0	39.3	18.4	22.4	19.0	31.5	826.8	...	7.87	7.87
Allypore	450	7.8	7.8	8.1	10.2	12.7	17.8	14.9	15.3	34.5	27.1	24.5	20.0	17.0	693.6	...	21.28	21.28
Bolneshahpur	139	25.0	18.5	31.7	26.0	44.1	37.6	56.7	100.7	138.9	61.7	12.0	59.4	848.9	21.58	28.78	59.36	
Shahjehanpore	254	31.1	28.2	19.9	24.0	31.1	31.2	26.9	35.4	33.0	30.7	27.8	34.9	31.5	759.8	3.95	31.48	35.43
Budon	295	27.5	23.6	12.2	11.6	12.8	12.5	19.6	10.1	9.8	14.1	13.6	4.5	13.6	423.7	...	27.12	27.12
Bareilly, Central	975	24.7	26.0	21.2	23.4	21.9	21.7	21.8	29.1	27.7	34.2	35.4	35.2	26.7	703.6	...	55.38	55.38
" District	625	18.6	21.5	22.1	24.3	27.2	24.6	19.9	21.3	35.7	22.4	23.4	22.7	24.0	814.4	...	38.40	38.40
Moradabad	333	16.6	15.9	16.8	19.9	23.3	22.8	18.0	21.9	29.1	24.7	16.5	18.6	21.0	633.6	...	12.01	12.01
Almora	168	20.7	18.8	19.9	32.1	31.1	17.5	22.1	16.0	22.1	16.5	22.5	12.1	17.8	511.9	...	41.67	41.67
Bijnore	197	6.5	13.7	6.9	13.0	11.0	9.7	4.5	16.4	16.3	16.3	21.2	16.1	15.2	487.3	...	25.38	25.38
Dayrah	58	67.7	51.7	35.7	17.5	61.5	33.3	39.3	60.0	19.2	48.4	47.6	17.5	31.5	1069.0	68.96	54.73	120.69
Saharanpore	289	31.1	41.4	40.7	58.4	59.7	44.1	26.1	42.9	55.2	39.5	28.8	39.7	43.5	1240.8	...	33.44	33.44
Mozuffernagar	129	16.5	22.4	11.9	16.5	24.2	14.9	13.3	28.2	35.9	38.8	25.6	29.0	23.3	395.4	...	7.75	7.75
Meerut, Central	877	34.2	34.7	32.2	32.1	24.2	24.7	27.1	69.2	139.5	133.2	69.4	39.6	52.5	1481.2	11.40	107.19	118.59
" District	363	41.4	29.1	28.3	29.8	37.7	27.7	43.3	129.3	130.3	118.0	70.8	42.1	60.6	2688.7	...	126.72	126.72
	6,088	26.1	25.1	23.5	25.6	26.6	24.5	24.2	37.2	51.7	49.5	35.1	27.1	31.5	940.0	2.96	47.47	50.43
Delhi	321	41.5	38.8	33.6	29.0	19.5	29.8	27.6	59.8	78.4	56.4	33.6	18.7	40.5	1429.6	...	59.19	59.19
Goorgaon	153	18.8	39.3	39.1	38.8	19.4	33.3	35.7	60.4	148.9	98.3	68.7	43.1	58.8	2483.7	...	...	...
Rohtuck	198	11.8	16.8	11.3	17.4	11.2	10.4	14.2	12.9	17.2	9.2	...	19.0	10.1	530.2	...	15.15	15.15
Hissar	219	10.3	9.6	19.5	14.4	19.1	13.5	23.3	30.2	36.9	48.2	54.3	22.1	27.4	1001.3	...	41.10	41.10
Sirsa	279	9.5	17.1	10.3	10.5	25.0	19.7	14.4	33.8	45.1	73.8	72.5	19.6	28.7	992.8	...	10.75	10.75
Karnal	221	5.0	5.0	4.7	4.8	14.3	...	8.8	25.3	25.6	12.8	8.3	4.3	9.0	628.9	...	18.10	18.10
Umballa	670	12.1	9.1	14.0	15.5	12.5	9.8	14.1	29.6	41.5	39.9	17.7	4.7	17.9	749.2	8.95	28.36	37.31
" Gang at Roopar	489	33.3	44.1	40.6	40.6	34.6	35.8	46.5	42.3	69.4	117.5	99.3	51.6	53.4	2051.1	12.37	18.49	30.67
Loodiana	292	11.3	15.4	15.2	15.4	23.3	31.1	24.8	51.8	79.9	18.5	55.2	41.2	34.2	1325.3	...	39.82	39.82
Jullundur	340	19.3	29.0	26.6	33.2	39.1	31.4	29.2	18.8	21.6	29.6	17.2	17.0	23.5	629.4	5.88	14.71	20.59
Ferozpur	413	17.9	13.6	7.1	9.9	15.6	16.0	10.4	17.4	12.9	9.2	2.3	9.6	12.1	319.6	...	4.84	4.84
Umritsar	656	8.7	22.1	93.7	67.5	40.3	26.8	29.9	42.3	114.9	129.6	104.5	122.5	65.5	2224.1	...	108.23	108.23
Lahore, Central	2,344	10.6	10.9	7.3	6.5	7.1	12.9	17.2	63.2	33.5	59.6	47.6	43.5	24.7	1136.5	9.39	42.66	42.66
" Female Jail	160	39.3	31.6	32.7	24.0	42.7	29.2	56.2	91.5	108.1	61.7	49.7	38.5	50.0	2203.8	...	56.25	56.25
Sealkote	485	12.9	11.9	26.9	29.5	32.3	43.9	36.1	37.3	52.3	42.8	54.7	50.7	37.1	1187.6	...	18.56	18.56
Dharmasala	137	22.2	22.7	22.6	15.4	14.7	36.5	28.2	39.5	28.4	29.2	21.9	30.8	29.2	1014.6	...	14.00	14.00
Goordaspore	308	19.8	7.7	18.7	13.7	18.6	9.7	12.3	29.1	8.4	32.2	29.1	13.8	16.2	577.9	...	29.22	29.22
Goordaspore	437	5.2	8.7	5.4	5.6	11.9	14.1	16.9	23.8	29.6	13.2	13.3	20.9	14.9	398.5	1.86	31.66	33.52
Goordaspore	252	8.1	8.5	13.7	5.2	...	9.0	7.9	7.3	21.1	29.1	9.8	6.7	11.9	329.4	...	7.94	7.94
Shahpore	284	3.5	3.9	4.1	...	...	7.5	7.8	44.3	118.6	48.6	55.3	27.3	24.6	1112.7	...	45.78	45.78
Jhelum	289	3.5	3.9	4.1	...	...	7.5	7.8	44.3	118.6	48.6	55.3	27.3	24.6	1112.7	...	45.78	45.78
Montgomery	638	14.4	11.6	16.9	16.2	11.2	11.6	9.9	12.9	23.5	22.9	23.4	15.8					



# JAILS OF THE BENGAL PRESIDENCY, 1872.

## X.

TABLE showing the *RATIO* in which the *PRINCIPAL DISEASES* have contributed to make up the *ADMISSION-RATE* of the *YEAR* in the *JAIL HOSPITALS* of the *BENGAL PRESIDENCY*.

STATIONS.	Average Strength for the Year.	ADMITTED INTO HOSPITAL PER 1,000 OF AVERAGE STRENGTH.												Admitted per 1,000 of the Average Strength from all Causes.
		Cholera.	Fever, Intermittent.	Fever, Remittent and Continued.	Dysentery & Diarrhoea.	Hepatitis.	Spleen Disease.	Respiratory Diseases.	Pneumonia & Pulmonary.	Dropsy.	Atrophy and Anæmia.	Scurvy.	All other Causes.	
Presidency (Natives) ...	954	10.9	941.3	...	861.8	...	12.6	6.3	16.8	2.1	7.3	...	295.6	2166.7
Alipore ...	2,403	7.1	357.5	8	555.6	1.2	28.3	35.8	5.0	4.2	17.9	3.7	397.4	1409.5
Baraset ...	310	3.2	454.8	29.0	545.2	...	48.4	77.4	32.3	9.7	9.7	9.7	216.1	1435.5
Jessore ...	528	1.9	475.4	13.2	170.5	3.8	13.2	43.6	5.7	5.7	13.2	...	113.6	859.8
Kishnaghar ...	293	...	225.3	...	191.1	...	3.4	37.5	3.4	3.4	3.4	...	249.2	716.7
Moorsheadabad ...	197	10.2	279.2	5.1	50.8	...	10.1	10.1	...	...	10.1	...	157.4	533.0
Hooghly ...	419	4.8	825.8	...	854.4	2.4	19.1	23.8	38.2	9.5	...	2.4	644.4	2424.8
Bardwan ...	211	9.5	1990.5	...	265.4	9.5	37.9	33.2	...	...	9.5	...	331.7	2687.2
Ranchoorah ...	241	...	186.7	...	16.6	...	...	16.6	4.1	...	29.8	...	53.9	298.7
Purulia ...	179	...	275.8	22.3	139.6	...	...	16.8	...	5.6	11.2	...	195.5	664.8
Sooree ...	269	7.4	806.7	33.5	223.0	11.2	70.6	96.7	3.7	...	14.9	...	728.6	1960.3
Rajmehal and Pakour ...	148	...	439.2	6.8	189.2	...	20.2	33.8	...	6.8	...	...	168.9	864.9
Deoghur and Sub-divisions ...	101	...	69.3	9.9	148.5	...	...	9.9	...	...	...	...	277.2	514.8
Malda ...	82	36.6	426.8	...	304.9	...	97.5	61.0	...	...	...	...	585.4	1512.2
Dinapore ...	387	...	612.4	...	444.4	...	10.3	49.1	5.2	43.9	36.2	5.2	640.8	1847.5
Rajshahye ...	539	8.9	270.1	7.2	162.8	...	7.2	16.1	8.9	8.9	28.6	...	64.4	563.1
Rungpore ...	251	...	388.4	4.0	247.0	...	4.0	39.8	8.0	51.8	...	...	334.7	1087.7
Bogra ...	108	...	722.2	...	250.0	9.3	9.3	37.9	...	9.3	27.8	...	92.5	1157.4
Mymensingh ...	396	5.1	441.9	5.1	396.4	...	20.2	40.4	32.8	2.5	2.5	2.5	141.4	1089.8
Palna ...	135	29.6	814.8	...	468.7	...	...	51.9	...	...	...	...	1244.4	2607.4
Purandpore ...	302	...	259.7	...	40.9	...	16.6	47.0	5.5	...	2.8	...	245.8	671.3
Rackergunge ...	597	38.5	211.0	68.7	261.0	1.7	10.0	35.2	...	...	6.7	13.4	154.1	802.3
Noacolly ...	164	...	737.8	6.1	225.6	...	61.0	12.2	12.2	...	36.6	...	817.0	1908.5
Chittagong ...	238	4.2	416.0	4.2	238.9	...	...	54.6	...	21.0	8.4	...	684.9	1430.2
Tipperah ...	253	...	321.9	...	103.0	...	...	38.6	12.9	...	...	...	137.3	635.2
Dacca ...	591	15.2	229.0	40.1	187.8	...	...	13.5	33.8	15.2	...	...	387.5	971.2
Sylhet ...	416	...	423.1	16.8	129.8	...	4.8	16.8	...	7.2	7.2	76.9	281.3	943.9
Chillong ...	36	...	583.3	27.8	222.2	...	...	...	...	27.8	250.0	...	194.4	1361.1
Cachar ...	115	20.1	678.3	8.7	400.0	8.7	...	43.5	...	34.8	17.4	...	669.8	1878.3
Gowalpara ...	104	...	1009.6	...	644.2	9.6	...	48.1	38.5	...	67.3	...	682.7	2500.0
Gowhaty ...	75	...	906.7	...	306.7	13.3	...	80.0	...	...	...	...	226.6	1333.3
Seokangor ...	93	43.0	580.6	43.0	559.1	...	21.5	53.8	...	10.8	21.5	...	397.9	1731.2
Nongpore ...	96	...	614.6	...	62.5	10.4	31.3	10.4	...	20.8	...	...	187.5	907.5
Tezpur ...	178	33.7	719.1	5.6	977.5	61.8	241.6	168.6	...	5.6	39.3	...	1118.0	3370.8
Debrooghur ...	65	10.4	523.1	...	430.8	...	15.4	46.1	...	...	...	...	969.2	2000.0
Midnapore ...	1,097	1.8	349.1	...	328.2	1.8	6.4	71.1	4.6	6.5	5.5	9	126.7	901.6
Balassore ...	162	6.2	246.9	...	180.5	...	...	6.2	...	...	...	...	358.0	777.8
Cuttack ...	240	8.3	341.7	25.0	287.5	...	4.2	12.5	...	...	...	...	329.1	1068.3
Pooree ...	93	21.5	937.0	...	294.3	...	...	43.0	...	...	10.8	...	763.4	2000.0
Monghyr ...	299	...	80.3	3.3	87.0	...	...	20.1	6.7	...	20.1	3.3	100.3	321.1
Bhaugulpore, Central (9 months) ...	776	20.6	123.4	...	127.6	...	5.2	2.6	...	1.3	2.6	23.2	152.0	457.5
" District ...	420	21.4	71.4	7.1	73.8	...	9.5	11.9	...	2.4	18.1	...	107.2	323.8
Purneah ...	306	...	287.6	...	117.6	9.8	39.2	22.9	3.3	22.9	19.6	...	232.0	754.9
Julpigoree ...	61	409.8	475.4	32.8	420.2	...	49.7	31.8	...	...	32.8	...	98.4	1537.4
Darjeeling ...	52	...	192.3	19.2	307.7	...	19.2	38.5	...	19.2	19.2	...	230.8	840.1
	14,300	11.1	445.7	11.1	352.2	2.2	19.8	35.3	7.4	6.4	12.0	5.2	323.2	1231.6
Chybaasa ...	91	11.0	331.6	11.0	329.7	...	11.0	...	...	...	...	...	340.6	1054.9
Ranchoe ...	207	9.7	487.9	...	372.0	...	...	58.0	...	9.7	38.6	...	299.8	1265.7
Hazarebaugh, Central ...	726	5.5	332.0	11.0	88.1	...	...	12.4	...	...	6.9	...	110.2	569.1
" District ...	136	7.4	536.7	7.4	242.6	...	44.1	7.4	...	7.4	...	...	139.7	992.7
Gyah ...	399	17.5	323.3	...	451.2	2.5	...	27.6	2.5	2.5	10.0	...	363.4	1200.5
Patna ...	411	4.9	92.4	7.3	175.2	4.9	...	4.9	4.9	7.3	2.4	...	65.7	369.9
Dehree Ghât ...	798	57.6	312.1	...	339.6	1.3	...	95.2	12.5	1.3	...	1.3	473.7	1314.6
Arrah ...	421	...	121.1	7.1	239.9	...	7.1	40.4	...	4.8	11.9	...	218.5	650.8
Chumpanon ...	255	11.8	329.4	19.6	490.2	3.9	7.8	15.7	...	15.7	15.7	...	164.7	1074.5
Momafferpore ...	400	185.0	132.5	...	375.0	...	10.0	12.5	...	5.0	12.5	2.5	145.0	880.0
Chuprah ...	328	42.7	91.5	6.1	314.0	...	...	3.0	3.0	3.0	6.1	...	21.4	409.8
Ghazepore ...	499	...	40.1	6.0	92.2	2.0	...	4.0	4.0	...	16.0	...	48.1	212.4
Benares, Central ...	1,266	4.7	336.5	8	212.5	...	2.4	10.3	2.4	...	11.0	...	398.9	979.5
" District ...	531	5.6	418.1	...	189.8	1.9	1.9	18.8	11.3	...	...	...	342.8	881.2
Mirzapore ...	261	29.8	214.6	15.3	140.1	...	3.8	11.5	3.8	...	...	...	582.4	1038.3
Azimghur ...	368	24.5	358.7	...	540.2	...	...	13.6	...	...	5.4	...	597.8	1546.2
Jounpore ...	293	...	488.3	3.4	540.1	...	...	61.8	...	...	34.1	...	761.1	1907.8
Gorakhpore ...	727	...	763.4	6.9	733.2	...	6.9	16.5	1.4	...	20.6	...	447.0	1995.9
Bastee ...	363	...	548.2	5.4	225.9	2.8	...	16.5	2.8	...	5.5	...	344.3	1151.5
Gondah ...	595	...	305.9	5.0	35.3	...	...	13.4	3.4	5.0	13.4	...	173.2	551.6
Baraich ...	337	...	436.2	3.9	130.5	3.0	8.9	26.7	...	...	...	...	154.3	762.6
Fyzabad ...	955	70.2	187.4	1.0	280.6	2.1	...	2.1	...	...	...	...	83.8	627.2
Sultanpore ...	524	...	70.6	5.7	74.4	...	...	3.8	...	...	...	...	32.5	187.0
Rae Bareilly ...	576	3.5	352.4	24.3	149.3	1.7	...	24.3	10.4	...	38.2	...	133.3	727.4
Pertabghur ...	303	...	448.8	42.9	161.7	...	...	19.8	3.3	...	6.8	...	775.6	1458.7
Hurdai ...	253	...	134.4	4.0	55.3	4.0	4.0	35.5	4.0	...	...	...	291.5	442.7
Kherce ...	165	...	899.9	6.1	200.0	12.1	12.1	36.4	18.2	...	...	...	921.2	2097.0
Lucknow, Central ...	1,087	...	69.4	5.3	55.7	1.2	1.8	8.9	5.3	3.6	17.2	...	80.6	249.0
" District ...	1,039	2.9	55.8	1.9	129.0	...	1.0	14.4	6.7	...	40.4	...	101.1	353.2
Seetapore ...	791	...	276.9	2.5	198.7	7.6	1.3	3.8	...	1.3	...	...	218.7	620.8
Nawabganje ...	161	...	161.5	...	55.9	6.2	6.2	6.2	...	...	...	...	167.7	493.7
Oonso ...	246	16.3	100.7	20.3	130.0	...	4.1	36.6	...	...	4.1	...	243.9	561.0
Humeerpore ...	242	...	339.5	12.4	132.2	4.1	37.2	49.6	...	...	49.6	...	607.4	1252.0
Orala ...	162	...	444.4	6.2	104.9	...	...	30.9	...	...	...	...	191.4	777.8
Futtehghur, Central ...	878	2.3	141.6	1.1	94.5	...	3.4	11.4	8.0	2.3	...	2.3	479.5	749.4
" District ...	380	7.9	347.4	18.4	179.0	...	...	7.9	...	...	...	...	371.0	931.6



STATIONS.	Average Strength for the Year.	ADMITTED INTO HOSPITAL PER 1,000 OF AVERAGE STRENGTH.											Admitted per 1,000 of the Average Strength from all Causes.	
		Cholera.	Fever, Intermittent.	Fever, Remittent and Continued.	Dysentery & Diarrhoea.	Hepatitis.	Spleen Disease.	Respiratory Diseases.	Phthisis Pulmonalis.	Dropsy.	Atrophy and Anæmia.	Scurvy.		All other Causes.
Cawnpore	365	27	161.2	27	76.5	55	191	191	27	...	...	27	393.5	6857
Futteeypore	365	...	498.7	...	213.7	82	...	93.2	...	...	...	...	358.9	1191
Banda	372	...	534.9	32.3	153.2	...	32.3	104.8	...	...	...	...	322.6	1190
Allahabad, Central	1,721	...	170.8	6	81.3	...	...	16.9	2.3	...	...	...	224.9	5067
" District	800	87	198.8	...	97.5	...	12	7.5	...	...	6.2	...	63.8	3837
	21,393	125	265.7	5.6	193.1	1.4	3.4	21.1	3.3	1.5	10.6	3	258.5	777.0
Sumbulpore	...	...	...	...	...	...	...	...	...	...	...	...	...	...
Raeypore	234	...	726.5	21.4	200.8	...	...	...	43	...	...	...	816.2	1769.2
Belahpore	53	...	...	...	18.9	...	...	...	...	...	...	...	150.9	169.8
Mundla	45	...	355.6	...	133.3	...	...	...	...	...	...	...	111.1	600.0
Seonee	117	...	752.1	...	589.4	...	...	42.7	...	8.5	...	...	427.4	1820.5
Chindwarra	52	...	346.1	...	346.1	...	38.5	76.9	...	...	38.5	...	463.9	1250.0
Balkeol	72	...	41.7	13.9	83.3	...	13.9	41.7	...	...	13.9	...	111.1	319.5
Nursingpore	132	...	295.4	45.5	318.2	...	...	30.3	...	...	...	...	50.9	780.3
Hoshungabad	125	...	648.0	32.0	320.0	...	...	16.0	...	...	...	...	304.0	1320.0
Nimar	85	58.8	1011.8	...	200.0	...	11.8	82.4	...	...	23.5	...	764.7	2153.0
Schore	71	...	1084.5	14.1	887.3	42.2	14.1	253.5	...	...	28.2	...	831.0	3154.9
Nagpore	709	...	778.6	...	150.9	...	9.9	59.8	...	1.4	29.6	48.0	438.6	1507.8
Bandhara	63	...	650.8	47.6	492.1	...	...	63.5	...	...	...	...	904.7	2158.7
Wardah	50	...	1220.0	20.0	280.0	...	20.0	...	...	...	...	...	980.0	2520.0
Chanda	108	...	351.9	...	111.1	...	...	9.3	...	18.5	37.0	...	518.5	1046.3
	2,029	2.4	677.2	13.3	251.9	1.5	6.9	43.8	6	2.4	16.3	16.8	532.3	1565.3
Jubbulpore	660	1.5	292.4	17.1	384.9	...	1.5	33.3	...	...	1.5	...	257.6	964.8
Dumoh	49	...	285.7	...	61.2	...	...	...	...	20.4	...	...	347.0	714.3
Saugor	147	...	1142.9	13.6	210.9	...	13.6	47.6	...	...	...	...	1066.8	2435.4
Lulitpore	122	...	155.7	...	73.8	...	...	49.2	...	...	...	8.2	166.6	393.5
Jhansi	250	...	12.0	32.0	16.0	...	12.0	24.0	...	...	4.0	...	88.0	188.0
Almoro	314	...	519.1	19.1	133.8	...	...	140.7	...	...	6.4	6.4	630.5	1665.0
Muttra	294	...	416.7	...	210.8	...	4.9	48.8	...	...	...	...	294.1	906.3
Agra, Central	1,339	...	181.5	...	49.5	...	7	44.1	4.5	...	3.7	9.0	330.8	640.8
" District	322	3.1	344.7	...	87.0	...	3.1	31.1	...	...	...	...	236.0	705.0
	3,407	6	293.2	7.0	145.3	...	2.6	46.7	1.8	3	2.6	4.4	338.9	843.4
Etawah	247	...	388.7	...	72.9	...	4.0	56.7	8.1	...	4.0	...	218.6	753.0
Mynpoorie	406	...	208.4	2.5	133.0	...	12.3	54.2	2.5	2.5	7.4	...	238.6	741.4
Etah	254	...	338.5	39.4	39.4	...	...	39.4	...	...	...	...	370.1	826.8
Allypore	470	...	268.1	21.3	174.4	...	...	6.4	6.4	...	8.5	2.1	166.4	503.6
Bolundshahar	139	36.0	568.3	7.2	64.7	...	...	...	...	...	7.2	...	165.5	848.9
Shahjehanpore	254	3.9	255.9	33.4	66.9	...	...	7.9	...	...	19.7	...	370.1	769.8
Budaon	295	...	115.2	6.8	78.0	...	...	13.6	...	...	...	...	210.1	423.7
Bareilly, Central	975	...	285.1	50.3	117.9	...	...	11.3	...	10	19.5	...	218.5	703.6
" District	625	...	348.8	56.0	108.8	...	1.6	12.8	1.6	...	14.4	...	270.4	814.4
Moradabad	333	...	255.3	6.0	129.1	...	3.0	60.1	...	3.0	24.0	...	153.1	633.6
Almorah	168	...	184.5	17.8	101.2	...	11.9	53.6	...	...	...	...	142.9	511.9
Dehra	58	86.2	396.6	...	327.6	...	...	34.5	...	...	...	...	224.1	1069.0
Bijnore	197	...	203.0	...	76.2	...	...	40.6	...	...	...	...	167.5	487.3
Saharunpore	299	...	354.5	...	87.0	...	10.0	123.7	3.4	...	3.4	...	648.8	1240.8
Monsiffenpurgur	129	...	147.3	7.8	54.3	...	38.7	15.5	...	...	...	...	131.8	395.4
Meerut, Central	877	20.5	790.2	2.3	293.0	...	4.6	82.1	...	23	39.8	...	255.4	1481.2
" District	363	...	1471.1	126.7	471.1	2.7	8.3	99.2	...	...	55.1	...	454.5	2685.7
	6,088	4.8	430.7	28.1	156.7	2	4.1	42.7	1.3	8	16.1	2	260.3	946.0
Delhi	321	...	950.2	18.7	193.1	...	21.8	56.1	3.1	9.4	...	...	168.2	1420.6
Goorgaon	153	...	1300.7	...	206.2	...	6.5	202.6	...	13.1	...	...	751.6	2483.7
Rohituck	198	...	261.6	29.2	50.5	...	...	35.4	...	...	...	...	151.5	629.2
Hissar	219	...	748.8	...	54.8	4.6	13.7	63.9	...	...	...	...	205.5	1091.3
Sirsa	279	...	713.2	...	35.8	...	...	28.7	...	...	...	...	215.1	592.8
Karnal	221	...	438.9	...	36.2	...	...	28.8	...	...	...	...	93.0	628.9
Unhalla	670	22.4	511.9	1.5	62.2	1.5	1.5	16.4	1.5	...	19.4	...	120.9	749.2
" Gang at Roopar	489	30.7	1662.2	147.3	556.2	...	22.5	67.5	...	20	32.7	20	728.9	3051.1
Loodianah	292	24.0	602.7	61.6	185.0	...	17.1	27.4	...	3.4	17.1	...	387.0	1325.3
Jallundur	340	5.9	147.1	...	123.5	...	...	5.9	5.9	...	11.7	23.5	305.9	629.4
Ferozepore	413	...	84.8	4.8	60.9	...	...	26.6	...	...	7.3	...	145.2	319.6
Unrisur	656	...	1606.7	306.4	105.2	...	...	25.9	1.5	...	4.6	1.5	172.3	2224.1
Lahore, Central	2,344	20.1	934.7	13.7	107.5	4	6.8	23.4	1.7	...	3.0	...	25.2	1136.5
" Female	169	...	1837.5	43.7	187.5	...	112.5	31.2	6.3	6.3	12.5	6.3	450.0	2293.8
Sealkote	485	...	377.3	2.1	129.9	2.1	6.3	61.5	4.1	2.1	18.5	8.2	585.6	1187.6
Deernasalla	137	...	489.0	7.3	197.1	...	...	36.5	...	...	7.3	...	277.4	1014.6
Goeranaspore	308	...	321.4	...	45.4	...	6.5	19.5	...	...	13.0	...	172.1	577.9
Goeranwalla	537	1.9	80.5	42.8	189.9	...	3.7	48.4	11.2	1.9	7.4	...	68.9	398.5
Goeranwalla	255	...	108.4	...	43.7	...	...	19.8	4.0	...	...	...	63.5	329.4
Shahpore	284	...	852.1	7.0	91.6	...	...	14.1	3.5	...	17.6	...	130.8	1112.7
Jhalam	289	...	352.9	...	173.0	...	...	31.6	...	...	3.5	3.5	93.4	699.9
Montgomery	638	...	360.8	...	61.3	...	...	156.7	...	...	...	...	169.3	757.1
Mooltan	785	...	443.3	1.3	209.4	...	1.3	61.1	...	...	3.8	...	179.6	989.8
Jhang	349	...	232.1	5.7	37.2	2.9	...	25.8	8.6	...	8.6	...	63.0	383.9
Dera Ghazee Khan	331	...	1278.0	9.1	247.7	...	...	69.5	...	6.0	15.1	6.0	957.7	2592.1
Dera Ismael Khan	419	...	792.7	29.3	109.8	19.5	9.7	263.4	...	...	4.9	...	431.2	1680.5
Kohat	181	16.6	889.0	93.9	369.4	16.6	27.6	121.5	...	...	16.6	...	917.1	2508.3
Bannoo	129	...	643.4	45.5	310.1	...	...	46.5	...	...	...	15.5	488.4	1550.4
Rawalpindoe	1,025	...	585.4	7.8	77.1	2.0	2.0	38.0	2.0	...	6.5	...	153.1	874.2
Peshawar	629	1.6	469.4	45.2	240.3	1.6	9.7	75.8	...	...	17.7	6.5	353.2	1221.0
	13,512	6.7	675.6	33.1	143.7	1.4	6.5	43.0	1.9	9	8.0	2.1	237.2	1166.1
BENGAL PRESIDENCY	61,350	9.1	431.2	15.5	216.6	1.4	8.2	35.9	3.6	2.5	10.7	2.6	282.5	1019.8



# JAILS OF THE BENGAL PRESIDENCY, 1872.

## XI.

TABLE showing the PREVALENCE of CHOLERA in each MONTH and the DISTRIBUTION of the DISEASE by STATIONS and PROVINCES.

STATIONS.	Average Strength for the Year.	NUMBER OF ADMISSIONS INTO HOSPITAL IN EACH MONTH.												Total Admissions of the Year.	Admitted per 1,000 of Average Strength.	Total Deaths of the Year.	Died per 1,000 of Average Strength.
		Jan.	Feb.	Mar.	April.	May.	June.	July.	Aug.	Sept.	Oct.	Nov.	Dec.				
Presidency (Natives)	934	...	...	...	...	...	1	13	...	1	4	...	...	19	...	12	...
Alipore	2,403	1	3	2	1	1	4	2	2	...	1	...	...	17	...	4	...
Baraset	310	...	...	...	...	...	...	...	...	...	...	...	...	1	...	...	...
Jessore	528	...	...	...	...	...	...	...	...	...	...	1	...	1	...	1	...
Kishnaghar	293	...	...	...	...	...	...	...	...	...	...	...	...	...	...	...	...
Moorsheadabad	197	...	...	...	1	...	...	...	...	...	...	...	1	2	...	2	...
Howrah	29	...	...	...	...	...	...	...	...	...	...	...	...	...	...	...	...
Serampore	31	...	...	...	...	...	...	...	...	...	...	...	...	...	...	...	...
Hooghly	419	1	...	...	...	...	1	...	...	...	...	...	...	2	...	2	...
Bardwan	211	...	...	...	...	...	...	...	2	...	...	...	...	2	...	...	...
Bancoorah	241	...	...	...	...	...	...	...	...	...	...	...	...	...	...	...	...
Purulia	179	...	...	...	...	...	...	...	...	...	...	...	...	...	...	...	...
Ranergunge	17	...	...	...	...	...	...	...	...	1	...	...	...	1	...	...	...
Sooree	269	...	...	...	...	...	...	2	...	...	...	...	...	2	...	...	...
Rajmahal and Pakour	148	...	...	...	...	...	...	...	...	...	...	...	...	...	...	...	...
Deoghur and Sub-divisions	101	...	...	...	...	...	...	...	...	...	...	...	...	...	...	...	...
Maldah	82	...	1	...	1	...	...	...	...	...	...	...	...	3	...	1	...
Dinapore	387	...	...	...	...	...	...	...	...	...	...	...	...	...	...	...	...
Rajshahye	539	...	...	3	...	1	...	...	...	...	...	...	...	5	...	2	...
Rungpora	251	...	...	...	...	...	...	...	...	...	...	...	...	...	...	...	...
Bogra	198	...	...	...	...	...	...	...	...	...	...	...	...	...	...	...	...
Mymensingh	396	...	...	2	...	...	...	...	...	...	...	...	...	...	...	...	...
Pubna	135	...	...	...	3	1	...	...	...	...	...	...	...	4	...	3	...
Furzedpore	262	...	...	...	...	...	...	...	...	...	...	...	...	...	...	...	...
Backergunge	597	...	...	...	6	...	...	...	...	...	...	...	...	...	...	...	...
Nonally	164	...	...	...	...	...	...	...	...	...	...	...	...	...	...	...	...
Chittagong	238	1	...	...	...	...	...	...	...	...	...	...	...	1	...	...	...
Tipperah	233	...	...	...	...	...	...	...	...	...	...	...	...	...	...	...	...
Dacca	401	...	...	1	...	1	1	1	...	1	...	...	...	9	...	3	...
Sylhet	416	...	...	...	...	...	...	...	...	...	...	...	...	...	...	...	...
Shilling	36	...	...	...	...	...	...	...	...	...	...	...	...	...	...	...	...
Cachar	115	...	...	2	1	...	...	...	...	...	...	...	...	3	...	3	...
Naga Hills	7	...	...	...	...	...	...	...	...	...	...	...	...	...	...	...	...
Gowalpara	104	...	...	...	...	...	...	...	...	...	...	...	...	...	...	...	...
Gowhaty	75	...	...	...	...	...	...	...	...	...	...	...	...	...	...	...	...
Sechemangor	93	...	...	...	...	...	...	...	...	...	...	4	...	4	...	2	...
Nowgong	96	...	...	...	...	...	...	...	...	...	...	...	...	...	...	...	...
Tezpor	178	...	...	...	...	4	2	...	...	...	...	...	...	6	...	1	...
Debrooghur	65	...	...	...	...	...	...	1	...	...	...	...	...	1	...	1	...
Midnapore	1,097	...	...	2	...	...	...	...	...	...	...	...	...	2	...	...	...
Balasore	162	...	...	...	...	...	...	...	...	...	...	...	...	1	...	1	...
Cuttack	249	...	...	...	1	...	1	...	...	...	...	...	...	2	...	2	...
Pooree	93	...	...	...	...	...	...	2	...	...	...	...	...	2	...	1	...
Monghyr	299	...	...	...	...	...	...	...	...	...	...	...	...	...	...	...	...
Bhaugulpore, Central (6 months)	276	...	...	...	2	8	...	4	2	...	...	...	...	16	...	...	...
District	439	...	...	4	1	...	3	1	...	...	...	...	...	9	...	1	...
Purneah	306	...	...	...	...	...	...	...	...	...	...	...	...	...	...	...	...
Julporee	61	...	...	...	...	26	1	...	...	...	...	...	...	25	...	19	...
Darjooling	52	...	...	...	...	...	...	...	...	...	...	...	...	...	...	...	...
	14,500	3	4	18	18	41	14	26	6	4	5	6	20	165	11.1	71	4.75
Chyebassa	91	...	...	...	1	...	...	...	...	...	...	...	...	1	...	...	...
Ranhee	207	1	...	...	...	...	...	...	1	...	...	...	...	2	...	...	...
Hazareebaugh, Central	726	...	...	...	...	...	1	3	...	...	...	...	...	4	...	1	...
District	136	...	...	...	...	...	...	1	...	...	...	...	...	1	...	...	...
Gyah	399	...	...	1	...	1	1	...	2	2	...	...	...	7	...	1	...
Patna	411	...	...	...	...	...	...	...	1	...	...	...	...	2	...	...	...
Dehree Ghat	198	...	...	...	...	...	...	25	21	...	...	...	...	46	...	13	...
Arrah	421	...	...	...	...	...	...	...	...	...	...	...	...	3	...	2	...
Chumpanun	255	...	...	...	...	...	...	...	...	...	...	...	...	...	...	...	...
Mozufferpore	410	...	...	...	...	...	...	1	73	2	...	...	...	74	...	39	...
Chuprah	328	...	...	...	...	...	...	11	3	...	...	...	...	14	...	8	...
Ghazepore	499	...	...	...	...	...	...	...	...	...	...	...	...	...	...	...	...
Benares, Central	1,366	...	...	...	...	...	...	6	...	...	...	...	...	6	...	5	...
District	531	...	...	...	...	...	...	...	...	...	...	...	...	3	...	...	...
Mirzapore	361	...	...	...	...	...	...	4	3	...	...	...	...	7	...	4	...
Azimghur	368	...	...	...	...	...	...	...	...	...	...	1	...	9	...	7	...
Jounpore	293	...	...	...	...	...	...	...	...	...	...	...	...	...	...	...	...
Goruckpore	727	...	...	...	...	...	...	...	...	...	...	...	...	...	...	...	...
Butee	363	...	...	...	...	...	...	...	...	...	...	...	...	...	...	...	...
Gondah	585	...	...	...	...	...	...	...	...	...	...	...	...	...	...	...	...
Baraich	337	...	...	...	...	...	...	...	...	...	...	...	...	...	...	...	...
Fyzabad	955	...	...	...	...	...	...	...	...	62	5	...	...	67	...	19	...
Sultanpore	524	...	...	...	...	...	...	...	...	...	...	...	...	...	...	...	...
Rae Bareilly	576	...	...	...	...	...	2	...	...	...	...	...	...	2	...	1	...
Pertabghur	303	...	...	...	...	...	...	...	...	...	...	...	...	...	...	...	...
Hurdul	233	...	...	...	...	...	...	...	...	...	...	...	...	...	...	...	...
Kherce	165	...	...	...	...	...	...	...	...	...	...	...	...	...	...	...	...
Lucknow, Central	1,697	...	...	...	...	...	...	...	...	...	...	...	...	...	...	...	...
District	1,009	...	...	...	...	...	...	3	...	...	...	...	...	3	...	...	...
Seetapore	791	...	...	...	...	...	...	...	...	...	...	...	...	...	...	...	...
Nawalpunge	161	...	...	...	...	...	...	...	...	...	...	...	...	...	...	...	...
Oonao	246	...	...	...	...	...	...	4	...	...	...	...	...	4	...	2	...
Homeopore	242	...	...	...	...	...	...	...	...	...	...	...	...	...	...	...	...
Oraie	162	...	...	...	...	...	...	...	...	...	...	...	...	...	...	...	...
Futteghur, Central	878	...	...	...	...	...	...	1	1	...	...	...	...	2	...	2	...
District	389	...	...	...	...	...	...	3	...	...	...	...	...	3	...	3	...



STATIONS.	Average Strength for the Year.	NUMBER OF ADMISSIONS INTO HOSPITAL IN EACH MONTH.												Total Admissions of the Year.	Admitted per 1,000 of Average Strength.	Total Deaths of the Year.	Died per 1,000 of Average Strength.
		Jan.	Feb.	Mar.	April.	May.	June.	July.	Aug.	Sept.	Oct.	Nov.	Dec.				
Cawnpore	365	...	...	...	...	1	...	...	...	...	...	...	...	1	...	1	...
Futteeypore	365	...	...	...	...	...	...	...	...	...	...	...	...	...	...	...	...
Banda	372	...	...	...	...	...	...	...	...	...	...	...	...	...	...	...	...
Allahabad, Central District	1,721	...	...	...	...	...	...	...	...	...	...	...	...	...	...	...	...
" District	800	...	...	...	...	...	...	...	...	...	...	...	...	...	...	...	...
	21,393	1	...	2	4	2	4	40	136	10	63	6	...	268	12.5	114	5.33
Sambalpur	97	...	...	...	...	...	...	...	...	...	...	...	...	...	...	...	...
Raeypore	234	...	...	...	...	...	...	...	...	...	...	...	...	...	...	...	...
Belaspore	63	...	...	...	...	...	...	...	...	...	...	...	...	...	...	...	...
Munda	45	...	...	...	...	...	...	...	...	...	...	...	...	...	...	...	...
Secore	117	...	...	...	...	...	...	...	...	...	...	...	...	...	...	...	...
Chindwarra	52	...	...	...	...	...	...	...	...	...	...	...	...	...	...	...	...
Baitool	72	...	...	...	...	...	...	...	...	...	...	...	...	...	...	...	...
Nursingpore	132	...	...	...	...	...	...	...	...	...	...	...	...	...	...	...	...
Roshungabad	125	...	...	...	...	...	...	...	...	...	...	...	...	...	...	...	...
Nimar	85	...	...	2	...	...	1	...	2	...	...	...	...	5	...	4	...
Sehore	71	...	...	...	...	...	...	...	...	...	...	...	...	...	...	...	...
Nagpore	709	...	...	...	...	...	...	...	...	...	...	...	...	...	...	...	...
Bandhara	63	...	...	...	...	...	...	...	...	...	...	...	...	...	...	...	...
Wardah	50	...	...	...	...	...	...	...	...	...	...	...	...	...	...	...	...
Chanda	108	...	...	...	...	...	...	...	...	...	...	...	...	...	...	...	...
Sironcha	16	...	...	...	...	...	...	...	...	...	...	...	...	...	...	...	...
	2,629	...	...	2	...	...	1	...	2	...	...	...	...	5	2.4	4	1.97
Jubbulpore	690	...	...	...	...	...	...	1	...	...	...	...	...	1	...	...	...
Dumek	49	...	...	...	...	...	...	...	...	...	...	...	...	...	...	...	...
Sauger	147	...	...	...	...	...	...	...	...	...	...	...	...	...	...	...	...
Lullupore	122	...	...	...	...	...	...	...	...	...	...	...	...	...	...	...	...
Jhansi	250	...	...	...	...	...	...	...	...	...	...	...	...	...	...	...	...
Ajmere	314	...	...	...	...	...	...	...	...	...	...	...	...	...	...	...	...
Muttra	204	...	...	...	...	...	...	...	...	...	...	...	...	...	...	...	...
Agra, Central District	1,339	...	...	...	...	...	...	...	...	...	...	...	...	...	...	...	...
" District	322	...	...	...	...	...	...	...	...	1	...	...	...	1	...	...	...
	3,907	...	...	...	...	...	...	1	...	1	...	...	...	2	6	...	...
Etawah	247	...	...	...	...	...	...	...	...	...	...	...	...	...	...	...	...
Mynpoorie	406	...	...	...	...	...	...	...	...	...	...	...	...	...	...	...	...
Etah	254	...	...	...	...	...	...	...	...	...	...	...	...	...	...	...	...
Allyghur	450	...	...	...	...	...	...	...	...	...	...	...	...	...	...	...	...
Bolundshahr	139	...	...	...	...	...	...	...	...	...	...	...	...	...	...	...	...
Shahjehanpore	254	...	...	...	...	...	...	...	...	...	...	...	...	...	...	...	...
Budon	295	...	...	...	...	...	...	...	...	...	...	...	...	...	...	...	...
Bareilly, Central District	975	...	...	...	...	...	...	...	...	...	...	...	...	...	...	...	...
" District	625	...	...	...	...	...	...	...	...	...	...	...	...	...	...	...	...
Moradabad	333	...	...	...	...	...	...	...	...	...	...	...	...	...	...	...	...
Almorah	168	...	...	...	...	...	...	...	...	...	...	...	...	...	...	...	...
Deyrah	58	...	...	...	...	...	...	...	...	...	...	...	...	...	...	...	...
Bijnore	197	...	...	...	...	...	...	...	...	...	...	...	...	...	...	...	...
Sahnurpore	290	...	...	...	...	...	...	...	...	...	...	...	...	...	...	...	...
Mozaffersurgur	129	...	...	...	...	...	...	...	...	...	...	...	...	...	...	...	...
Meerut, Central District	877	...	...	...	...	...	...	...	...	...	...	...	...	...	...	...	...
" District	363	...	...	...	...	...	...	...	...	...	...	...	...	...	...	...	...
	6,088	...	...	...	...	...	...	3	6	20	...	...	...	29	4.8	18	2.96
Delhi	321	...	...	...	...	...	...	...	...	...	...	...	...	...	...	...	...
Goorgson	163	...	...	...	...	...	...	...	...	...	...	...	...	...	...	...	...
Rohituck	198	...	...	...	...	...	...	...	...	...	...	...	...	...	...	...	...
Hissar	219	...	...	...	...	...	...	...	...	...	...	...	...	...	...	...	...
Nirsa	279	...	...	...	...	...	...	...	...	...	...	...	...	...	...	...	...
Kurnaul	221	...	...	...	...	...	...	...	...	...	...	...	...	...	...	...	...
Umballa	670	...	...	...	...	...	...	...	...	...	...	...	...	...	...	...	...
" Gang at Roopar	489	...	...	...	...	...	...	...	...	...	...	...	...	...	...	...	...
Loedianah	292	...	...	...	...	...	...	...	...	...	...	...	...	...	...	...	...
Jullunder	340	...	...	...	...	...	...	...	...	...	...	...	...	...	...	...	...
Ferozepore	413	...	...	...	...	...	...	...	...	...	...	...	...	...	...	...	...
Unrisar	666	...	...	...	...	...	...	...	...	...	...	...	...	...	...	...	...
Lahore, Central District	2,344	...	...	...	...	...	...	...	...	...	...	...	...	...	...	...	...
" Female	160	...	...	...	...	...	...	...	...	...	...	...	...	...	...	...	...
Sealkote	485	...	...	...	...	...	...	...	...	...	...	...	...	...	...	...	...
Dhurmalla	137	...	...	...	...	...	...	...	...	...	...	...	...	...	...	...	...
Goordaspore	508	...	...	...	...	...	...	...	...	...	...	...	...	...	...	...	...
Gojranwalla	537	...	...	...	...	...	...	...	...	...	...	...	...	...	...	...	...
Gojrat	252	...	...	...	...	...	...	...	...	...	...	...	...	...	...	...	...
Shahpore	284	...	...	...	...	...	...	...	...	...	...	...	...	...	...	...	...
Jhelum	239	...	...	...	...	...	...	...	...	...	...	...	...	...	...	...	...
Montgomery	618	...	...	...	...	...	...	...	...	...	...	...	...	...	...	...	...
Mooltan	785	...	...	...	...	...	...	...	...	...	...	...	...	...	...	...	...
Jhang	349	...	...	...	...	...	...	...	...	...	...	...	...	...	...	...	...
Dera Ghazee Khan	351	...	...	...	...	...	...	...	...	...	...	...	...	...	...	...	...
Dera Ismael Khan	410	...	...	...	...	...	...	...	...	...	...	...	...	...	...	...	...
Kohat	181	...	...	...	...	...	...	...	...	...	...	...	...	...	...	...	...
Bannoo	129	...	...	...	...	...	...	...	...	...	...	...	...	...	...	...	...
Rawalpindoe	1,025	...	...	...	...	...	...	...	...	...	...	...	...	...	...	...	...
Peshawur	620	...	...	...	...	...	...	...	...	...	...	...	...	...	...	...	...
	13,512	...	...	...	...	...	...	10	73	7	1	...	...	91	6.7	41	3.03
BENGAL PRESIDENCY	61,359	4	4	22	22	43	19	80	223	42	69	12	20	569	9.1	248	4.04



# JAILS OF THE BENGAL PRESIDENCY, 1872.

## XII.

TABLE showing the MORTALITY in each JAIL, the CAUSES of DEATHS, and the RATIO of DEATHS to STRENGTH.

JAILS.	Average Strength for the Year.	CAUSES OF DEATHS.															Total Deaths of the Year.	DIED PER 1,000 OF THE AVERAGE STRENGTH.		
		Cholera.	Smallpox.	Fever.	Apoplexy.	Dysentery and Diarrhoea.	Hepatitis.	Spleen Disease.	Respiratory Diseases.	Heart Disease.	Phthisis Pulmonalis.	Dropsy.	Scurvy.	Atrophy and Anæmia.	Wounds and Accidents.	All other Causes.		A. Cholera.	B. All other Causes.	C. All Causes.
Presidency	954	12	1	2	2	16	...	...	...	...	8	...	...	...	2	3	46	12.58	35.64	48.22
Alipore	2,993	4	...	4	...	48	...	...	...	...	...	...	...	...	...	...	80†	1.67	31.62	33.29
Baraset	310	...	...	3	...	33	...	...	...	...	...	...	...	...	...	...	50†	...	180.65	180.65
Jessore	538	1	...	3	...	12	1	...	...	...	...	...	...	...	...	1	30	1.89	54.93	56.82
Kishnaghur	293	...	...	...	1	1	...	...	...	1	...	...	...	...	...	3	7	...	23.89	23.89
Moorsheadabad	197	2	...	...	...	3	...	...	1	...	...	...	...	1	1	2	10	10.15	40.61	50.76
Howrah	29	...	1	...	...	...	...	...	...	...	...	...	...	...	...	...	1	...	...	...
Serampore	31	...	...	...	...	...	...	...	...	...	...	...	...	...	...	...	...	...	...	...
Hooghly	419	2	...	...	...	30	1	...	1	...	3	...	...	...	...	1	38	4.77	85.92	90.69
Bardwan	211	...	...	4	...	6	...	...	...	...	...	...	...	1	...	4	15	...	71.09	71.09
Bancoorah	241	...	...	...	...	...	...	...	...	...	...	...	...	...	...	...	...	...	...	...
Purulia	179	...	...	...	1	2	...	...	...	...	1	...	...	...	...	...	4	...	22.35	22.35
Raneegunge	17	...	...	...	...	...	...	...	...	...	...	...	...	...	...	...	...	...	...	...
Sooree	269	...	...	2	...	3	...	1	...	...	2	...	...	1	...	2	11	...	40.89	40.89
Rajmehal and Pakour	148	...	...	1	...	3	...	...	...	...	...	1	...	...	...	...	5	...	33.78	33.78
Deoghur and Sub-divisions	101	...	...	...	...	1	...	...	...	...	...	...	...	...	...	1	2	...	19.80	19.80
Malda	82	1	...	...	...	...	...	...	1	...	...	...	...	...	...	...	4	12.20	36.58	48.78
Dinapore	387	...	...	2	...	5	...	2	1	...	1	...	...	...	...	1	14	...	36.18	36.18
Rajshahye	550	2	...	...	...	2	...	...	...	...	2	4	...	2	1	...	13	3.68	19.68	23.36
Rungpore	251	...	...	...	...	3	1	...	1	...	...	3	...	...	...	2	9	...	35.86	35.86
Bogra	168	...	...	...	...	1	...	...	...	...	...	...	...	...	...	...	1	...	9.26	9.26
Mymensingh	386	...	...	2	...	5	...	...	2	...	2	...	1	...	1	1	14	...	35.35	35.35
Palna	135	3	...	...	...	1	...	...	...	...	...	...	...	...	...	...	4	22.22	7.41	29.63
Purrepore	362	...	...	1	...	...	...	...	...	...	1	...	...	...	...	...	2	...	5.52	5.52
Backergunge	387	10	...	12	2	41	...	...	9	...	1	1	1	...	...	...	77	16.75	112.23	128.98
Noacolly	164	...	...	1	...	1	...	...	...	...	...	...	...	...	...	...	2	...	12.20	12.20
Chittagong	238	...	...	...	...	...	...	...	4	1	...	1	...	...	...	...	6	...	25.21	25.21
Tipperah	231	...	...	...	...	...	...	...	1	...	2	...	...	1	...	...	4	...	17.17	17.17
Dacca	691	3	...	2	...	1	...	...	1	...	1	...	...	...	...	1	9	5.08	10.15	15.23
Sylhet	416	...	...	3	...	10	...	...	...	...	3	...	2	2	1	...	21	...	50.48	50.48
Shillong	36	...	...	...	...	1	...	...	...	2	...	...	...	1	...	...	3	...	111.11	111.11
Cachar	115	3	...	...	...	...	...	...	...	...	...	...	...	...	...	...	4	...	26.09	26.09
Naga Hills	7	...	...	...	...	...	...	...	...	...	...	...	...	...	...	...	...	...	...	...
Gowalparah	104	...	...	...	...	2	...	...	...	...	...	...	...	1	1	...	4	...	38.46	38.46
Gowhaty	75	...	...	...	...	1	...	...	...	...	...	...	...	...	...	...	1	...	13.33	13.33
Sebsangor	93	2	...	...	...	1	...	1	...	...	...	2	...	2	...	...	8	21.50	64.52	86.02
Nongong	96	...	...	...	...	1	...	...	...	...	1	...	...	...	...	...	2	...	20.83	20.83
Terpore	178	1	...	...	...	1	...	...	1	...	...	...	...	1	...	...	5	5.62	22.47	28.09
Debrooghur	65	1	...	...	...	1	...	...	...	...	...	...	...	...	...	...	2	15.38	15.38	30.77
Midnapore	1,097	...	...	6	...	70	1	...	14	...	4	1	...	1	3	7	107	...	97.54	97.54
Balasore	162	1	...	...	...	1	...	...	...	...	...	...	...	...	...	...	2	6.17	12.34	12.34
Cuttack	249	2	...	2*	...	4	...	...	1	...	...	...	...	...	...	...	10	8.33	33.34	41.67
Pooree	93	1	...	...	...	4	...	...	...	...	...	...	...	...	...	...	6	10.75	53.77	64.52
Monghyr	290	...	...	1	...	3	...	...	...	...	2	...	...	3	...	...	9	...	30.10	30.10
Bhawalpore Central (9 months)	776	...	...	4	...	7	...	1	...	1	...	...	...	...	1	1	15	...	19.33	19.33
Bhawalpore District	420	1	...	2	...	19	...	...	1	...	...	2	...	5	...	1	31	2.38	71.43	73.81
Purneah	306	...	...	...	...	6	1	2	1	...	3	1	...	3	...	3	20	...	65.36	65.36
Jalpigoree	61	19	...	2	...	4	...	...	...	...	...	...	...	1	...	...	26	311.48	114.75	426.23
Darjeeling	52	...	...	...	...	1	...	...	...	...	...	...	...	...	...	1	2	...	38.46	38.46
	14,930	71	2	59	7	358	4	8	53	7	46	29	2	30	18	48	742	4.75	44.95	49.70
Chyebassa	91	...	...	1	...	2	...	...	1	...	...	...	...	...	...	...	4	...	43.96	43.96
Ranchee	207	...	...	...	...	1	...	...	1	...	...	...	...	1	...	...	4	...	19.32	19.32
Hazareebaugh, Central District	726	1	1	2	...	1	...	...	2	...	...	...	...	...	...	...	8	1.38	9.61	11.02
Gyrah	136	...	...	1	...	2	...	...	1	...	...	1	...	...	...	...	6	...	44.12	44.12
Patna	399	1	...	1	...	24	...	...	1	...	...	1	...	...	...	...	28	2.51	67.67	70.18
Dehree Ghât working gang	411	...	...	1	...	7	...	...	1	...	2	...	...	1	2	1	15	...	36.50	36.50
Arrah	798	13	...	4	1	29	...	...	9	...	1	1	...	...	2	2	62	16.29	61.40	77.69
Chumparun	421	...	1	2*	...	5	...	...	2	...	1	...	...	...	...	3	14	...	33.25	33.25
Monruffepore	255	2	2	4	...	15	...	...	2	...	...	1	...	3	1	3	33	7.84	121.57	129.41
Chuprah	400	39	...	...	...	34	...	...	2	...	2	...	...	1	...	4	84	97.50	112.59	210.09
	328	8	...	1	...	9	...	...	...	...	1	...	...	...	...	...	10	24.39	33.54	57.93
Ghanepore	490	...	...	...	...	10	...	...	...	...	...	...	...	2	...	3	15	...	30.06	30.06
Benares, Central District	1,306	5	...	1	...	25	...	...	...	...	10	9	...	...	...	3	63	3.95	37.91	41.86
Mirzapore	531	1	...	...	...	7	...	...	2	...	2	...	...	...	1	...	13	1.88	22.09	24.48
Azimgur	261	4	...	1	1	7	...	...	1	...	1	...	...	...	...	...	15	15.33	42.14	67.47
Joynpore	398	7	...	1	...	15	...	...	4	...	...	...	...	2	1	1	31	19.02	65.22	84.24
Joynpore	293	...	...	...	...	15	...	...	3	...	...	...	...	8	...	1	27	...	92.15	92.15
Goruckpore	717	...	...	2	...	80	...	2	1	...	1	...	...	3	1	2	92	...	126.55	126.55
Bustee	363	...	...	2	...	10	...	...	4	1	...	...	...	...	1	4	22	...	60.60	60.60
Gondah	895	...	...	1	...	2	...	...	2	1	1	...	...	7	2	9	25	...	42.02	42.02
Baraich	317	...	...	1	...	...	...	...	6	...	...	...	...	...	...	...	12	...	35.61	35.61
Fyzabad	955	19	2	1	...	53	...	...	...	...	2	...	...	...	...	3	80	19.90	65.87	83.77
Sultanpore	524	...	...	...	...	11	...	...	1	...	...	...	...	...	1	...	14	...	26.72	26.72
Itae Bareilly	576	1	...	3	...	8	...	...	1	...	5	...	...	...	1	2	21	1.74	34.72	36.46
Pertabghur	303	...	...	2	1	4	...	...	1	1	...	...	...	...	...	...	9	...	29.70	29.70
Hurdai	253	...	...	...	...	1	...	...	...	...	...	...	...	...	...	...	1	...	7.90	7.90
Kherree	165	...	...	...	...	1	...	...	3	...	2	...	...	...	1	1	8	...	48.48	48.48
Lucknow, Central District	1,687	...	...	1	...	31	...	...	3	...	8	1	...	8	...	3	55	...	32.69	32.69
Sootapore	1,039	...	...	...	...	22	...	...	1	1	4	1	...	6	1	3	39	...	37.54	37.54
Nawabgunge	791	...	...	...	...	4	1	...	2	...	...	...	...	...	...	...	9	...	11.38	11.38
Oonao	161	...	...	...	...	...	...	...	1	...	...	...	...	...	...	...	1	...	6.21	6.21
	246	2	...	...	...	2	...	...	1	...	...	...	...	...	...	...	5	8.13	12.29	20.33

\* One returned as Enteric Fever.

† Chiefly sickly prisoners sent for change of air from the Alipore Jail.



JAILS.	Average Strength for the Year.	CAUSES OF DEATHS.															Total Deaths of the Year.	DIED PER 1,000 OF THE AVERAGE STRENGTH.			
		Cholera.	Smallpox.	Fever.	Apoplexy.	Dysentery and Diarrhoea.	Hepatitis.	Spleen Disease.	Respiratory Diseases.	Heart Disease.	Phthisis Pulmonalis.	Dropsy.	Scurvy.	Atrophy and Anæmia.	Wounds and Accidents.	All other Causes.		A.	B.	C.	
Humtaspore	242	...	...	1	...	4	...	...	1	...	...	...	...	...	...	...	6	...	24.79	24.79	
Orma	163	...	...	1	...	2	...	...	...	...	...	...	...	...	...	...	...	37.04	37.04		
Futteghur, Central District	878	3	...	...	...	10	...	...	1	...	4	1	...	...	1	3	22	2.28	22.78	25.06	
Cawnpore	380	12	...	...	...	1	...	...	...	1	...	...	...	...	...	...	7.90	7.90	15.80		
Futteghur	365	1	...	1	...	3	...	...	...	1	...	...	...	...	...	6	12	2.74	30.14	32.88	
Banda	365	...	...	1	...	2	...	...	3	...	2	1	...	...	...	1	12	...	32.88	32.88	
Allahabad, Central District	372	...	...	1	...	12	...	...	6	...	...	...	...	1	...	3	23	...	61.83	61.83	
"	1,721	...	...	1	...	22	...	...	8	...	3	...	...	4	...	1	51	...	29.63	29.63	
"	800	5	...	...	...	7	...	1	1	...	...	...	...	2	...	1	17	6.25	15.00	21.25	
	21,393	114	6	40	3	507	2	3	80	5	55	17	...	59	18	80	999	5.33	40.48	45.81	
Sambalpore	97	...	...	...	...	1	...	...	...	...	...	...	...	1	...	...	2	...	20.62	20.62	
Raepore	234	...	...	1	...	1	...	...	...	...	1	...	...	1	...	...	3	...	12.82	12.82	
Belaspore	53	...	...	...	...	...	...	...	...	...	...	...	...	...	...	...	...	...	...	...	
Mundla	45	...	...	...	...	...	...	...	...	...	...	...	...	...	...	...	...	...	...	...	
Seone	117	...	...	1	...	8	...	...	1	...	1	1	...	...	...	...	12	...	102.56	102.56	
Chindwarra	52	...	...	...	...	5	...	...	1	...	...	...	...	1	...	...	7	...	134.62	134.62	
Baitool	72	...	...	1	...	...	...	...	...	...	...	...	...	1	...	...	3	...	41.67	41.67	
Nursingpore	132	...	...	1	...	1	...	...	...	...	...	...	...	...	...	...	2	...	15.15	15.15	
Hoshangabad	125	...	...	1	...	3	...	...	...	...	...	...	...	1	...	...	6	...	49.09	49.09	
Nimar (Khundwah)	85	4	...	...	...	...	...	...	...	...	...	...	...	...	...	...	4	47.06	...	47.06	
Sehore	71	...	...	...	...	4	...	...	...	...	...	...	...	...	...	1	6	...	84.51	84.51	
Nagpore	709	...	...	2	...	5	...	1	4	...	...	1	5	...	...	1	19	...	26.80	26.80	
Bandhara	63	...	...	...	...	1	...	...	...	...	...	...	...	...	...	...	1	...	15.87	15.87	
Wardah	50	...	...	...	...	...	...	...	...	...	...	...	...	...	...	...	...	...	...	...	
Chanda	108	...	...	2	...	...	...	...	...	...	...	2	...	4	...	...	8	...	74.07	74.07	
Sironcha	16	...	...	...	...	...	...	...	...	...	...	...	...	...	...	...	...	...	...	...	
	2,029	4	...	9	...	20	...	3	5	...	2	3	1	13	1	2	72	1.97	33.32	33.40	
Jubbulpore	660	...	...	1	...	33	...	...	1	...	...	...	...	2	...	...	6	...	65.15	65.15	
Damsh	49	...	...	...	...	...	...	...	...	...	...	...	...	...	...	...	...	...	40.81	40.81	
Saugor	147	...	...	...	...	2	...	...	...	...	...	1	...	...	...	...	1	...	13.61	13.61	
Lullutpore	122	...	...	...	...	...	...	...	...	...	...	...	...	...	...	...	2	...	16.40	16.40	
Jhansi	250	...	...	1	...	2	...	1	3	...	...	...	...	1	...	...	1	9	...	36.00	36.00
Ajmere	314	...	...	2	...	7	...	...	9	1	...	...	...	...	...	...	19	...	69.51	69.51	
Muttra	204	...	...	...	...	2	...	...	...	...	...	...	...	...	...	...	2	...	9.80	9.80	
Agra, Central District	1,329	...	...	...	...	6	...	...	3	...	3	...	...	3	1	6	22	...	16.43	16.43	
"	322	...	...	...	1	3	...	...	1	...	...	...	...	...	1	...	6	...	18.63	18.63	
	3,407	...	...	4	1	55	...	1	17	1	3	1	...	6	2	16	107	...	31.41	31.41	
Etawah	247	...	...	...	...	...	...	...	1	...	1	...	...	...	...	...	2	...	8.10	8.10	
Mynpoorie	406	...	...	1	...	3	...	...	...	...	1	...	...	...	...	...	1	...	17.24	17.24	
Etah	254	...	...	...	...	1	...	...	...	...	...	...	...	...	...	...	2	...	7.87	7.87	
Allyghur	470	...	...	1	...	3	...	...	...	...	...	...	...	1	...	...	1	...	21.28	21.28	
Bolundshahur	139	3	...	...	...	1	...	...	1	...	2	...	...	...	...	...	10	...	28.78	28.78	
Shahjehanpore	254	1	...	...	...	5	...	...	...	...	...	...	...	...	...	...	9	3.95	31.48	33.43	
Budon	295	...	...	...	...	4	...	...	...	...	...	...	...	...	...	...	8	...	27.12	27.12	
Bareilly, Central District	975	...	...	2	...	40	...	...	2	...	2	1	...	2	...	...	54	...	55.38	55.38	
"	625	...	...	2	...	20	...	...	2	...	...	...	...	...	...	...	24	...	38.40	38.40	
Moradabad	333	...	...	...	...	2	...	...	2	...	...	...	...	...	...	...	4	...	12.01	12.01	
Almorah	168	...	...	2	...	4	...	...	...	...	...	...	...	...	...	...	7	...	41.67	41.67	
Dehra	58	4	...	...	...	2	...	...	...	...	...	...	...	...	...	...	1	7	68.06	61.73	
Bijnore	197	...	...	...	...	3	...	...	1	...	...	...	...	...	...	...	...	...	25.38	25.38	
Sahasunpore	290	...	...	1	...	4	...	...	3	...	1	...	...	...	...	...	10	...	33.44	33.44	
Muzaffernagur	120	...	...	...	...	...	...	1	...	...	...	...	...	...	...	...	1	...	7.75	7.75	
Meerut, Central District	877	10	...	6	...	63	...	...	14	...	...	1	1	8	1	...	104	11.40	107.19	118.59	
"	383	...	...	2	...	31	...	...	12	...	...	...	...	1	...	...	46	...	126.72	126.72	
	6,088	18	...	19	...	186	...	2	43	...	7	3	1	14	1	13	307	2.96	47.47	50.43	
Delhi	321	...	...	6	...	4	...	...	4	...	...	2	...	...	...	...	3	...	59.19	59.19	
Georgaon	143	...	...	...	...	...	...	...	...	...	...	...	...	...	...	...	...	...	...	...	
Rhotuck	198	...	...	1	...	...	...	...	...	...	...	...	...	...	...	...	...	...	15.15	15.15	
Hissar	210	...	...	1	1	2	...	...	...	...	...	...	...	...	...	...	3	...	41.70	41.70	
Sirsa	270	...	...	...	...	...	...	...	...	...	...	...	...	...	...	...	3	...	10.75	10.75	
Karnal	221	...	...	...	...	...	...	...	...	...	...	...	...	...	...	...	...	...	18.10	18.10	
Umballa	670	6	...	5	...	3	...	...	3	...	1	...	...	...	...	...	25	8.95	28.36	37.31	
Roopar	480	6	...	5	...	...	...	...	...	...	...	...	...	...	...	...	15	17.47	18.49	30.67	
Loodianah	292	...	...	...	...	6	...	...	...	...	...	...	...	...	1	...	4	...	30.82	30.82	
Jullundur	340	2	...	...	...	2	...	...	...	...	...	...	...	...	...	2	7	5.88	14.71	29.59	
Ferozepore	413	...	...	...	...	...	...	...	1	...	...	...	...	...	...	...	1	2	...	4.84	
Umritsar	656	...	...	42	...	17	...	...	7	...	2	...	...	1	...	...	71	...	108.23	108.23	
Lahore, Central District	2,354	22	...	31	...	45	1	...	17	...	4	1	...	...	...	...	122	9.39	42.06	52.05	
Female Jail	160	...	...	3	...	2	...	...	1	...	1	1	...	...	...	...	1	...	56.25	56.25	
Sealkote	485	...	...	...	...	3	...	...	2	...	2	...	...	...	...	...	9	...	18.56	18.56	
Dharmasalla	137	...	...	1	...	...	...	...	...	...	...	...	...	...	...	...	2	...	14.68	14.68	
Goondaspora	308	...	...	1	...	...	...	...	3	...	...	...	...	...	...	...	9	...	29.22	29.22	
Gojranwalla	537	1	...	1	...	7	...	...	...	...	1	...	...	...	...	...	18	1.86	31.66	33.52	
Gojrat	252	...	...	...	...	...	...	...	2	...	1	1	...	...	...	...	2	...	7.94	7.94	
Shahpore	284	...	...	1	...	6	...	...	...	...	...	...	...	...	...	...	...	...	45.78	45.78	
Jhelum	240	...	...	...	...	4	...	...	3	...	1	...	...	...	...	...	...	...	24.22	24.22	
Montgomery	638	...	...	...	...	2	...	...	...	...	...	...	...	...	...	...	10	...	15.67	15.67	
Mooltan	785	...	...	1	...	7	...	...	...	...	...	...	...	...	...	...	1	...	20.38	20.38	
Jhang	340	...	...	...	...	...	...	...	1	...	...	...	...	...	...	...	1	...	2.87	2.87	
Dera Ghazee Khan	331	...	...	...	...	1	...	...	...	...	...	...	...	...	...	...	1	6	...	18.13	18.13
Dera Ismael Khan	410	...	...	1	...	2	...	...	...	...	...	...	...	...	...	...	2	12	...	29.27	29.27
Kohat	181	3	...	...	...	2	1	...	...	...	...	...	...	...	...	...	6	16.57	16.57	33.15	
Bannoo	129	...	...	...	1	2	...	...	2	...	...	...	...	...	...	...	5	...	38.76	38.76	
Rawalpindie	1,025	...	...	1	1	6	1	...	4	...	...	...	...	...	...	...	1	...	13.95	13.95	
Peshawar	620	1	...	6	...	14	...	...	8	...	...	...	...	3	3	3	38	1.61	69.50	6	

\* Returned as Enteric Fever.

† Of these 28 were returned as cases of Contagious Relapsing Fever.



# JAILS OF THE BENGAL PRESIDENCY, 1872.

## XIII.

DETAIL of the ADMISSIONS and DEATHS of the JAIL POPULATION of each PROVINCE.  
(A Summary of the Annual Returns of the Jails of the Presidency.)

CAUSES OF ADMISSIONS AND DEATHS.	BENGAL PROPER AND ASSAM.		CHOTA NAGPORE, BENARAS PROVINCE, BENARES, OUDH, AND CAWNPORE.		CENTRAL PROVINCES (EXCLUDING JUBBULPORE AND SAUGOR.)		AGRA AND CENTRAL INDIA.		MEERUT AND ROHILKUND.		PUNJAB.	
	Strength ...	Admissions ...	Strength ...	Admissions ...	Strength ...	Admissions ...	Strength ...	Admissions ...	Strength ...	Admissions ...	Strength ...	Admissions ...
	Deaths ...	Admitted.	Deaths ...	Admitted.	Deaths ...	Admitted.	Deaths ...	Admitted.	Deaths ...	Admitted.	Deaths ...	Admitted.
Cholera	171	71	270	114	5	4	2	...	34	18	77	41
Smallpox	4	2	45	6	...	...	...	...	2	...	11	...
Chickenpox	18	...	22	...	...	...	...	...	...	...	...	...
Measles	5	...	1	...	...	...	...	...	...	...	...	...
Mumps	26	...	330	...	10	...	7	...	15	...	13	...
Influenza	4	...	...	...	...	...	...	...	...	...	9	...
Dengue	713	...	86	...	...	...	303	...	13	...	6	...
Pyæmia	3	3	...	1	...	...	...	...	...	...	...	...
Erysipelas	11	1	8	2	1	...	5	2	4	...	25	5
Gangrene and Phagedæna	...	3	35	13	...	...	2	2	2	1	...	2
Enteric Fever	5	2	4	1	...	...	2	1	...	...	1	...
Intermittent Fever	6,605	29	5,769	13	1,376	6	1,002	...	2,624	10	8,149	28
Remittent and Continued Fevers	171	28	96	26	25	3	21	3	169	9	482	79
Rheumatism, Acute	167	...	111	...	26	...	26	1	65	...	79	...
" Chronic	85	...	81	...	64	...	7	...	14	...	40	...
" Muscular	133	...	77	...	9	...	6	...	4	...	35	...
Gout	...	...	...	...	...	...	...	...	1	...	...	...
Leprosy	27	5	29	1	9	...	2	1	2	1	1	...
Elephantiasis	9	...	2	...	...	...	...	...	...	...	...	...
Scurvy	80	2	4	...	34	1	15	...	1	...	33	1
Anæmia	77	...	25	...	4	...	2	...	2	...	46	...
General Dropsy	79	17	23	9	4	3	1	1	2	2	5	1
Cancer	1	1	2	1	...	...	...	...	...	...	3	1
Primary Syphilis	90	...	127	...	11	...	33	...	33	...	49	...
Secondary Syphilis	79	...	72	...	15	1	16	...	42	1	62	1
Phthisis Pulmonalis	106	46	72	55	1	2	6	3	8	7	25	14
Scrofula and Tuberculosis	4	...	10	1	1	...	...	...	4	...	2	...
Encephalitis	1	1	3	6	2	...	...	...	1	...	...	...
Meningitis	...	1	4	1	...	...	...	...	2	...	...	...
Apoplexy	10	7	10	7	...	...	2	1	6	1	13	4
Stroke	8	2	18	...	1	...	4	3	...	1	5	1
Paralysis	2	2	2	1	1	1	...	...	1	...	3	3
Tetanus	37	1	25	4	2	...	3	2	9	1	3	1
Epilepsy	1	...	...	...	...	...	1	...	2	...	...	...
Hysteria	...	...	...	...	...	...	...	...	...	...	...	...
Paralysis Agitans	...	...	...	...	...	...	...	...	...	...	...	...
Chorea	2	...	...	...	...	...	...	...	...	...	...	...
Neuralgia	34	...	18	...	5	...	2	...	10	...	34	...
Mania	69	1	36	...	9	...	...	...	11	...	8	...
Dementia	28	...	6	...	1	...	...	...	1	...	7	...
Melancholia	2	...	1	...	...	...	...	...	...	...	...	...
Anæsthesia and Cataract	3	...	...	...	...	...	...	...	...	...	1	...
Nystagmus	1	...	...	...	...	...	...	...	...	...	...	...
Ophthalmia	143	...	251	...	35	...	47	...	96	...	179	...
Otitis	31	...	27	...	13	...	13	...	17	...	22	...
Caries of Mastoid Cells	...	...	1	1	1	...	...	...	...	...	...	...
Epistaxis	10	...	1	...	2	...	...	...	1	...	3	2
Ozæna	...	...	1	...	...	...	4	...	3	...	8	1
Pericarditis	...	2	7	7	...	...	2	1	1	1	...	...
Valve Disease of Heart	9	5	2	3	...	...	...	...	...	...	...	...
Hypertrophy of Heart	1	...	1	...	...	...	2	...	2	...	4	3
Fatty Degeneration of Heart	1	1	2	2	...	...	1	1	...	...	...	...
Aortic Aneurism	2	1	...	...	...	...	...	...	...	...	...	...
Palpitation	...	...	...	...	...	...	...	...	...	...	1	...
Syncope	1	...	...	...	1	...	...	...	...	...	...	...
Angina pectoris	1	...	...	...	...	...	...	...	...	...	...	...
Phlebitis	10	...	...	...	...	...	...	...	...	...	...	...
Inflammation of Inguinal Glands	37	...	21	...	11	...	12	...	11	...	19	...
" of other Glands	23	...	7	...	...	...	...	...	5	...	2	...
Goitre	3	...	1	...	...	...	...	...	...	...	...	...
Laryngitis	1	...	3	...	...	...	4	1	6	...	3	3
Bronchitis	193	6	201	13	54	...	89	6	146	15	317	15
Asthma	75	3	74	5	11	2	13	...	10	...	46	4
Pneumonia	95	40	142	55	16	3	35	11	50	26	289	67
Gangrene of Lungs	2	2	...	2	...	...	...	...	...	...	...	...
Pleurisy	113	2	24	5	8	...	10	...	35	2	65	9
Pulmonary extravasation	43	...	8	...	3	...	1	...	1	...	7	...
Odontalgia	3	...	6	...	5	...	...	...	...	...	11	...
Stomatitis	29	...	2	...	4	...	4	...	3	...	4	...
Tonsillitis	8	...	12	...	...	...	7	...	9	...	29	1
Gastritis	5	4	2	2	1	...	...	...	...	...	5	...
Enteritis	4	5	7	8	...	...	2	2	4	2	3	5
Peritonitis	3	4	4	3	...	...	...	...	1	...	4	2
Hernia	11	2	10	...	1	...	...	...	...	...	1	2
Ileus	...	...	...	...	...	...	...	...	...	...	...	...
Hæmatemesis	1	...	...	...	1	...	...	...	...	...	...	...
Dyspepsia	687	...	166	...	25	...	17	...	69	...	179	...
Colic	163	...	248	...	48	...	32	...	47	...	303	...
Constipation	51	...	32	...	29	...	2	...	20	...	116	...
Dysentery	2,763	274	2,439	370	280	16	297	44	641	130	1,013	93
Diarrhoea	2,489	84	1,632	137	237	13	188	11	311	56	815	47
Hæmorrhoids	42	...	74	...	13	...	12	...	11	...	21	...
Fistula in Ano	15	...	1	...	1	...	3	...	4	...	2	...
Stricture of Rectum	...	...	1	1	...	...	...	...	...	...	...	...
Worms, ascarides	3	...	2	...	1	...	2	...	...	...	1	...
Tapeworm	3	...	...	...	1	...	...	...	...	...	6	...
Spleen enlargement	295	8	73	3	15	3	8	1	23	2	89	...
Rupture of Spleen	...	1	...	...	...	...	...	...	...	...	...	...

\* Of these 201 were cases of Relapsing Fever, which occurred in the Jail at Umritsur. Out of these there were 28 Deaths.



CAUSES OF ADMISSIONS AND DEATHS.	BENGAL PROPER AND ASSAM.		CHOTA NAGPORE, BEHAR PROVINCES, BENARES, OUDH, AND CANNORE.		CENTRAL PROVINCES (EXCLUDING JAB- ALPURA AND SAUGOR.)		AGRA AND CENTRAL INDIA.		MERUT AND ROHILKUND.		PUNJAB.	
	Admitted.	Died.	Admitted.	Died.	Admitted.	Died.	Admitted.	Died.	Admitted.	Died.	Admitted.	Died.
Hepatitis	31	4	27	2	3	...	...	...	1	...	18	3
Cirrhosis	3	2	...	2	...	...	...	...	...	...	...	...
Cyst of Liver	...	...	...	...	...	...	...	...	...	1	...	...
Jaundice	64	1	43	2	4	...	8	...	12	...	17	1
Ascites	21	12	4	8	...	...	...	...	2	1	6	4
Nephritis	11	2	9	10	...	...	1	...	1	...	6	...
Cystitis	2	...	...	...	...	...	...	...	1	...	1	...
Hematuria	8	...	5	...	...	...	...	...	...	...	...	...
Calculus and Lithiasis	2	1	4	...	...	...	...	...	2	...	...	...
Disorders of Diabetes	5	...	...	...	...	...	1	...	...	...	2	...
Emuresis	...	...	...	...	1	...	1	...	...	...	...	...
Stricture of Urethra	8	...	5	...	2	...	...	...	1	...	4	...
Urinary Abscess	...	...	2	2	...	...	1	1	...	...	...	...
Gonorrhoea	46	...	22	...	6	...	6	...	7	...	17	...
Phimosis	10	...	20	...	5	...	3	...	3	...	...	...
Orchitis	51	...	36	...	5	...	6	...	7	...	12	...
Hydrocele	29	...	12	...	4	...	1	...	...	...	2	...
Hematocele	1	...	...	...	3	...	...	...	...	...	...	...
Varicocele	...	...	1	...	...	...	...	...	...	...	...	...
Periostitis	8	...	3	...	...	...	2	...	1	...	3	...
Necrosis	1	...	3	...	...	...	1	...	1	...	3	...
Synovitis and Inflammation of Bursae	29	...	12	...	1	...	4	...	1	...	6	...
Phlegmon and Abscess	469	2	848	2	239	...	106	...	411	1	521	...
Ulcer	272	...	1,098	...	185	...	291	...	231	...	415	...
Whitlow	34	...	56	...	12	...	8	...	18	...	66	...
Boils	85	...	98	...	49	...	31	...	44	...	166	...
Carbuncle	37	1	14	...	...	...	3	...	3	...	13	...
Itch	291	...	185	...	42	...	42	...	18	...	109	...
Urticaria	6	...	7	...	1	...	4	...	4	...	10	...
Eczema	11	...	13	...	1	...	2	...	7	...	2	...
Herpes	16	...	43	...	7	...	8	...	8	...	11	...
Impetigo	...	...	15	...	...	...	1	...	2	...	...	...
Pectus	17	...	5	...	1	...	...	...	...	...	9	...
Furigo	1	...	...	...	...	...	1	...	...	...	4	...
Other Skin Diseases	3	...	12	...	6	...	5	1	8	...	19	...
Gonorrhea	...	...	5	...	8	...	53	...	1	...	103	1
Tumour	1	...	8	...	2	...	...	...	...	...	12	...
Childbirth	10	...	21	...	1	...	9	...	...	...	14	...
Abortion	1	...	2	...	...	...	...	...	...	...	4	...
Puerperal Fever	...	...	...	...	...	...	...	...	...	...	1	1
Phlegmasia Dolens	3	...	...	...	...	...	...	...	...	...	...	...
Menorrhagia	5	...	8	...	...	...	...	...	...	...	3	...
Prolapsus Uteri	...	...	1	...	...	...	...	...	...	...	...	...
Leucorrhoea	1	...	1	...	...	...	...	...	...	...	...	...
General Debility	99	30	194	50	30	13	9	6	97	14	63	11
Delirium Tremens	...	...	1	...	1	...	1	...	...	...	3	...
Poisoning by Opium	...	...	...	...	...	...	...	...	...	...	...	...
by Vegetable Poisons	...	...	3	1	...	...	2	...	...	...	4	...
Snake-bite	2	...	2	1	...	...	...	...	...	...	...	...
Burnings	32	...	42	...	7	...	2	...	8	...	5	...
Wound and Contusion	457	8	791	15	81	...	53	1	169	...	282	7
Fracture	27	...	127	...	9	...	15	...	61	...	34	...
Dislocation	11	...	6	...	1	...	...	...	2	...	6	...
Sprain	15	...	39	...	16	...	3	...	6	...	13	...
Murder and Homicide	...	1	...	...	...	...	...	...	...	...	...	...
Suicide and Suicidal Wounds	...	7	3	1	1	1	1	...	...	1	...	2
Drowning	...	1	...	...	...	...	...	1	...	...	...	...
Punished	28	...	84	...	16	...	...	...	3	...	3	...
Surgical Operations	...	...	...	...	1	...	...	...	...	...	...	...
Case not ascertained	...	1	9	5	...	...	1	...	...	...	1	...

# GENERAL SUMMARY FOR 1872.

DETAIL of the ADMISSIONS and DEATHS of the EUROPEAN ARMY of INDIA, and of the NATIVE ARMY and JAIL POPULATION of the BENGAL PRESIDENCY.

CAUSES OF ADMISSIONS AND DEATHS.	ADMITTED INTO HOSPITAL AND DIED IN AND OUT OF HOSPITAL.											
	ARMY OF BENGAL.		ARMY OF MADRAS.		ARMY OF BOMBAY.		ARMY OF INDIA.		NATIVE ARMY OF BENGAL.		JAIL POPULATION OF BENGAL.	
	Strength ...	Admissions ...	Strength ...	Admissions ...	Strength ...	Admissions ...	Strength ...	Admissions ...	Strength ...	Admissions ...	Strength ...	Admissions ...
	Deaths ...	Admitted.	Deaths ...	Admitted.	Deaths ...	Admitted.	Deaths ...	Admitted.	Deaths ...	Admitted.	Deaths ...	Admitted.
Cholera	589	389	2	2	43	36	634	427	399	247	529	248
Smallpox	25	7	18	2	13	2	56	11	64	5	41	8
Chickenpox	8	...	1	...	7	...	16	...	42	...	17	...
Measles	9	...	5	...	34	...	59	...	104	...	401	...
Mumps	8	...	13	...	4	...	17	...	234	...	13	...
Influenza	45	...	...	...	...	...	65	...	189	...	...	...
Dysentery	3,949	...	916	...	2,406	...	7,331	...	4,542	...	1,121	...
Diphtheria	2	1	1	...	...	...	3	1	1	1	...	...
Scarlet Fever	2	1	3	...	1	...	6	...	...	...	...	...
Pyæmia	...	...	2	1	...	...	2	1	...	...	3	4
Hydrophobia	2	2	...	...	...	...	2	...	...	...	...	...
Erysipelas	77	5	11	1	8	1	96	7	32	2	64	10
Gangrene and Phagedæna	...	...	...	...	...	...	...	...	...	...	37	21
Euteric Fever	102	59	65	27	42	24	209	110	10	6	12	4
Intermittent Fever	13,142	4	1,486	...	5,645	2	20,273	6	39,542	55	28,325	86
Remittent and Continued Fevers	4,871	61	1,549	8	845	6	7,265	75	754	75	938	148
Typhus Fever	...	...	...	...	...	...	...	...	...	...	...	...
Rheumatism, Acute	549	1	109	...	129	...	778	1	589	1	484	1
"    Chronic	783	...	226	...	152	...	1,161	...	1,217	...	281	...
"    Muscular	537	...	106	...	177	...	820	...	897	...	264	...
Gout	6	...	...	...	1	...	7	...	5	...	1	...
Leprosy	...	...	...	...	...	...	...	...	22	...	70	8
Elephantiasis	...	...	...	...	...	...	...	...	...	...	11	...
Scurvy	17	1	7	...	4	1	28	2	175	7	167	5
Anæmia	209	...	25	...	28	...	253	...	186	...	156	...
General Dropsy	11	...	3	...	11	...	25	...	9	1	114	33
Lupus	...	...	...	...	...	...	...	...	1	...	...	...
Cancer	5	2	1	2	3	2	9	6	2	...	6	3
Primary Syphilis	2,282	...	743	...	584	...	3,609	...	645	...	343	...
Secondary Syphilis	836	1	333	3	151	2	1,329	6	274	2	286	3
Phthisis Pulmonalis	334	36	121	19	97	18	552	73	121	42	218	127
Scrofula and Tuberculosis	24	1	9	1	5	...	38	2	22	5	21	1
Psoas Abscess	1	2	...	...	...	...	1	2	...	...	...	...
Hip-joint Disease	1	...	...	...	2	...	3	...	...	...	...	...
Encephalitis	16	4	1	3	3	1	20	8	4	2	7	8
Meningitis	26	8	5	1	1	...	32	9	...	...	6	2
Apoplexy	31	2	3	2	12	1	46	5	11	11	41	20
Stroke	116	56	44	26	42	27	202	109	10	...	...	...
Paralysis	58	1	21	...	13	...	42	1	51	5	36	7
Tetanus	4	4	...	...	...	...	4	4	3	2	9	7
Epilepsy	96	...	25	...	19	1	140	1	34	1	79	9
Hysteria	1	...	...	...	1	...	2	...	...	...	4	...
Paralysis Agitans	7	...	...	...	...	...	7	...	5	...	1	...
Chorea	1	...	...	...	1	...	2	...	...	...	3	...
Anæsthesia	...	...	...	...	...	...	...	...	4	...	...	...
Hyperæsthesia	...	...	...	...	...	...	...	...	17	...	...	...
Neuralgia	319	...	93	...	48	...	400	...	475	...	103	...
Mania	28	1	7	...	4	...	39	1	14	...	133	1
Dementia	36	...	10	...	9	...	49	...	7	1	63	...
Melancholia	21	...	2	...	4	...	27	...	3	...	...	...
Hypochondriasis	6	...	4	...	...	...	10	...	1	...	...	...
Amanuensis and Catarrh	5	...	1	...	3	...	9	...	19	...	4	...
Impaired Vision	13	...	10	...	10	...	33	...	...	...	...	...
Nictalopia	2	...	...	...	10	...	12	...	38	...	1	...
Ophthalmia	879	...	229	...	195	...	1,294	...	1,583	...	751	...
Otitis	198	...	108	...	47	...	313	...	252	...	123	...
Deafness	42	...	29	...	7	...	78	...	58	...	...	...
Caries of Molaroid Cells	5	1	2	...	2	...	9	1	4	...	7	3
Epistaxis	15	...	...	...	3	...	18	...	16	...	18	...
Polypus nasi	...	...	1	...	...	...	1	...	...	...	...	...
Ozena	3	...	7	...	2	...	12	...	5	...	16	1
Pericarditis	14	1	3	...	6	...	23	1	5	2	10	11
Valve disease of Heart	132	12	47	10	16	4	195	26	15	1	11	8
Hypertrophy of Heart	59	4	16	4	9	1	84	9	1	...	10	3
Fatty Degeneration of Heart	2	2	3	...	...	...	5	4	1	1	4	4
Rupture of Heart and Aorta	1	1	...	...	...	...	1	1	...	...	...	...
Rupture of Vena cava	...	...	...	...	1	1	1	1	...	...	...	...
Aortic Aneurism	35	21	18	8	7	4	60	33	7	1	2	1
Traumatic Aneurism	...	...	...	...	1	...	1	...	...	...	...	...
Embolism	1	1	...	...	1	1	2	2	...	...	...	...
Palpitation	467	...	65	...	46	...	579	...	7	...	1	...
Syncope	5	...	1	...	...	...	6	...	2	...	2	...
Angina Pectoris	3	...	2	...	...	...	5	...	...	...	1	...
Phlebitis	1	...	...	...	1	...	2	...	2	...	10	...
Varix	21	...	8	...	4	...	33	...	12	...	...	...
Inflammation of Inguinal Glands	535	...	314	...	191	...	1,046	...	115	...	114	...
Inflammation of other Glands	48	...	29	...	5	...	73	...	128	...	37	...
Gonorrhœa	2	...	...	...	...	...	2	...	74	...	4	...
Edema Glottidis	1	...	...	...	...	...	1	...	...	...	...	...
Tumour of Larynx	...	...	...	...	...	...	...	...	...	...	...	...
Laryngitis	19	3	1	1	...	...	20	4	23	4	17	4
Bronchitis	1,689	5	423	...	289	1	2,496	6	1,944	71	600	54
Asthma	24	...	14	...	4	...	42	...	198	2	229	14
Pneumonia	223	35	14	...	35	4	272	39	592	112	587	202
Gangrene of Lungs	...	2	...	...	...	2	...	4	...	...	2	4
Pleurisy	134	2	25	...	39	...	189	2	187	9	235	18
Pulmonary extravasion	19	...	19	...	10	...	39	...	27	...	63	...
Ostealgia	8	...	11	...	...	...	19	...	55	...	25	...
Stomatitis	38	...	17	...	8	...	63	...	75	...	46	...
Tonsillitis	557	...	206	...	121	...	884	...	211	...	65	1



ADMITTED INTO HOSPITAL AND DIED IN AND OUT OF HOSPITAL.

CAUSES OF ADMISSIONS AND DEATHS.	ARMY OF BENGAL.		ARMY OF MADRAS.		ARMY OF BOMBAY.		ARMY OF INDIA.		NATIVE ARMY OF BENGAL.		JAIL POPULATION OF BENGAL.	
	Admitted.	Died.	Admitted.	Died.	Admitted.	Died.	Admitted.	Died.	Admitted.	Died.	Admitted.	Died.
Stricture of Esophagus	...	...	...	...	...	...	...	...	1	1	...	...
Gastritis	27	...	1	...	...	...	28	...	3	1	13	6
Enteritis	6	6	...	...	2	1	...	7	9	5	29	22
Peritonitis	21	3	3	2	6	1	11	6	7	5	12	9
Iliac Abscess	...	2	...	1	...	...	30	3	...	1	...	...
Pericæcal Abscess	...	...	...	...	...	...	...	...	...	1	...	...
Hernia	33	...	16	...	8	...	57	...	23	...	27	2
Ileus	...	...	1	...	...	...	1	...	1	1	1	2
Hæmatemesis	4	...	...	...	3	...	7	...	5	1	2	...
Melæna	2	...	...	...	...	...	2	...	5	...	...	...
Dyspepsia	1,422	...	854	...	243	...	2,559	...	510	...	1,143	...
Colic	251	...	56	...	53	...	300	...	707	2	811	...
Constipation	38	...	17	...	7	...	62	...	198	...	259	...
Dysentery	1,261	61	948	32	360	13	2,571	109	4,427	67	7,433	927
Diarrhoea	2,772	10	823	...	689	...	4,284	10	2,976	37	5,072	348
Hæmorrhoids	363	...	116	...	80	...	559	...	154	...	173	...
Fistula in Ano	44	...	17	...	15	...	76	...	30	...	27	1
Stricture of Rectum	...	...	...	...	...	...	...	...	...	...	1	...
Worms, Ascariæ	5	...	2	...	1	...	8	...	8	...	9	...
Tapeworm	207	...	73	...	47	...	327	...	12	...	10	...
Disease of Supra-renal Cap- sules	1	...	...	...	...	...	1	...	...	...	...	...
Spleen Enlargement	239	1	22	...	37	...	298	1	671	14	503	17
Rupture of Spleen	...	...	...	...	...	...	...	...	...	...	...	...
Hepatitis	2,032	86	672	38	353	20	3,057	144	119	6	80	9
Cirrhosis	16	10	4	2	8	5	28	17	...	...	3	4
Cyst of Liver	2	...	...	...	...	...	2	...	...	...	1	...
Jaundice	127	...	53	...	22	...	202	...	22	5	148	4
Ascites	4	...	...	...	2	...	6	...	4	...	33	25
Nephritis	59	3	7	3	11	2	77	8	26	2	28	12
Cystitis	36	...	3	...	3	...	42	...	13	1	4	1
Hæmaturia	1	...	...	...	...	...	1	...	1	...	13	...
Calculus and Lithiasis	1	1	...	...	1	...	2	1	16	1	8	1
Diuresis and Diabetes	2	1	1	...	3	...	6	1	4	...	8	...
Enuresis	12	...	2	...	6	...	20	...	4	...	2	...
Stricture of Urethra	152	1	30	...	20	...	202	1	15	...	29	3
Urinary Abscess	...	1	1	...	...	...	1	1	...	...	3	...
Gonorrhœa	3,199	...	700	...	813	...	4,712	...	359	...	104	...
Phimosis	29	...	12	...	9	...	60	...	21	...	41	...
Warts	74	...	21	...	10	...	105	...	1	...	...	...
Epididymitis	114	...	19	...	33	...	194	...	33	...	117	...
Orchitis	476	...	108	...	84	...	668	...	244	...	...	...
Fungus Testis	...	...	...	...	...	...	...	...	1	...	...	...
Hydrocele	24	...	22	...	5	...	51	...	23	...	39	...
Hæmatocele	...	...	...	...	...	...	...	...	...	...	...	...
Varicocele	7	...	4	...	...	...	2	...	1	...	4	...
Periostritis	55	...	19	...	14	...	11	...	3	...	1	...
Exostosis	...	...	...	...	...	...	89	...	19	...	19	...
Necrosis	8	...	3	...	...	...	11	...	3	...	9	...
Synovitis and Bursal Inflam- mation	89	...	25	...	26	...	149	...	75	...	47	...
Contracture	11	...	9	...	3	...	23	...	6	...	...	...
Rupture of Muscle	1	...	...	...	1	...	2	...	...	...	...	...
Atrophy of Muscle	1	...	...	...	1	...	2	...	3	...	...	...
Phlegmon and Abscess	583	...	289	...	209	...	1,072	...	1,531	2	2,516	5
Ulcer	1,000	...	434	...	316	...	1,750	...	1,909	2	2,312	...
Whitlow	62	...	35	...	38	...	135	...	212	...	194	...
Boil	603	...	268	...	203	...	1,074	...	1,578	...	473	...
Carbuncle	8	1	11	...	4	...	23	1	27	...	70	1
Itch	52	...	26	...	7	...	85	...	790	...	588	...
Skin Diseases	504	...	165	...	128	...	797	...	669	...	170	1
Guinea-worm	1	...	6	...	27	...	34	...	418	...	23	...
Tumour	19	...	11	...	11	...	41	...	19	...	55	...
Childbirth	...	...	...	...	...	...	...	...	...	...	7	...
Abortion	...	...	...	...	...	...	...	...	...	...	1	1
Puerperal Fever	...	...	...	...	...	...	...	...	...	...	3	...
Phlegmonia Dolens	...	...	...	...	...	...	...	...	...	...	16	...
Menorrhagia	...	...	...	...	...	...	...	...	...	...	1	...
Prolapsus Uteri	...	...	...	...	...	...	...	...	...	...	2	...
Leucorrhœa	...	...	...	...	...	...	...	...	...	...	2	...
General Debility	807	3	418	...	219	...	1,474	3	805	28	492	124
Delirium Tremens	147	5	51	4	41	2	243	11	1	...	3	...
Poisoning by Alcohol	7	9	...	...	9	1	16	10	6	1	...	...
by Arsenic	1	...	...	...	...	...	1	...	6	...	...	...
by Opium	...	...	...	...	...	...	...	...	8	4	3	...
by Vegetable poi- sons	1	...	1	...	1	...	3	...	11	3	5	1
Snake-bite	...	...	...	...	...	...	...	...	5	1	8	1
Burnings	42	...	18	...	7	...	67	...	163	...	95	...
Wound and Contusion	1,859	11	790	2	542	4	3,191	17	3,545	11	1,843	31
Fracture	150	2	51	...	31	...	237	2	107	...	275	...
Dislocation	34	...	13	...	8	...	55	...	34	...	26	...
Sprain	859	...	241	...	222	...	1,342	...	435	...	92	...
Murder and Homicide	1	3	1	1	...	...	2	4	...	3	...	1
Suicide and Suicidal Wounds	...	23	...	2	...	...	...	32	...	17	5	11
Drowning	15	...	...	8	...	6	...	29	...	7	...	3
Asphyxia	...	...	...	...	...	...	...	1	...	...	...	...
Killed in Action	...	1	...	...	...	...	...	1	...	6	...	...
Executed	...	...	...	1	...	...	...	...	...	...	...	...
Struck by Lightning	1	...	...	...	...	...	1	...	...	2	...	...
Foreign body in Esophagus	...	...	...	...	...	...	1	...	...	...	...	...
Foot-sore	99	...	22	...	21	...	142	...	2,163	...	131	...
Punished	4	...	...	...	...	...	4	...	...	...	...	...
Surgical operations	9	...	2	...	1	...	12	...	2	2	1	6
Cause not ascertained	41	...	16	...	5	...	62	...	12	...	...	...
Absent Deaths of Native Army	...	...	...	...	...	...	...	...	342	...	...	...

OFFICE SUPPLY. GOVT. PRINTING.—No. 2 S. C.—17-11-78—1,150.



EUROPEAN TROOPS, 1873.

EUROPEAN TROOPS, 1878.



# EUROPEAN TROOPS, 1873.

## I.

TABLE showing the SICKNESS and MORTALITY among the EUROPEAN TROOPS composing the ARMY of INDIA during the Year 1873, and the prevalence of the principal Diseases in each Month of the Year.

MONTHS.	Average Strength.	Average Number Daily Sick.	Number Daily Sick per 1,000 of Strength.	Number of Deaths.	Died per 1,000 of Strength.	CAUSES OF DEATHS IN HOSPITAL.																Died out of Hospital.	Suicidal Deaths.				
						Cholera.	Smallpox.	Enteric Fever.	Fever, Intermittent.	Fever, Remittent.	Fever, Continued.	Apoplexy.	Delirium Tremens.	Dysentery.	Diarrhoea.	Hepatitis.	Spleen Disease.	Respiratory Diseases.	Heart Diseases.	Phthisis Pulmonalis.	Dropsy.			Scoury.	Atrophy and Anæmia.	Wounds and Accidents.	All other Causes.
						47	11	79	7	38	29	76	5	77	6	137	2	59	99	69	1			3	2	5	81
January	58,135	3,025	52.0	71	1.22	...	...	3	1	...	...	2	...	8	...	13	...	11	9	9	...	...	...	1	4	5	2
February	58,702	2,804	47.8	59	1.00	...	...	1	...	...	...	...	...	...	...	10	...	...	...	...	...	...	...	...	...	...	...
March	59,469	2,908	48.9	61	1.03	...	...	1	...	...	...	...	...	...	...	12	...	...	...	...	...	...	...	...	...	...	...
April	59,122	3,059	51.7	68	1.15	...	...	3	...	...	...	...	...	...	...	...	...	...	...	...	...	...	...	...	...	...	...
May	59,157	3,153	53.3	80	1.35	...	...	3	...	...	...	...	...	...	...	...	...	...	...	...	...	...	...	...	...	...	...
June	59,125	3,293	55.7	88	1.49	...	...	4	...	...	...	...	...	...	...	...	...	...	...	...	...	...	...	...	...	...	...
July	58,895	3,403	58.8	86	1.46	...	...	5	...	...	...	...	...	...	...	...	...	...	...	...	...	...	...	...	...	...	...
August	58,762	3,636	61.9	64	1.09	...	...	6	...	...	...	...	...	...	...	...	...	...	...	...	...	...	...	...	...	...	...
September	58,696	3,772	64.4	93	1.59	...	...	10	...	...	...	...	...	...	...	...	...	...	...	...	...	...	...	...	...	...	...
October	58,495	3,903	66.7	76	1.30	...	...	3	...	...	...	...	...	...	...	...	...	...	...	...	...	...	...	...	...	...	...
November	58,528	3,259	55.6	82	1.40	...	...	3	...	...	...	...	...	...	...	...	...	...	...	...	...	...	...	...	...	...	...
December	58,395	3,009	51.5	71	1.22	...	...	2	...	...	...	...	...	...	...	...	...	...	...	...	...	...	...	...	...	...	...
For the year	58,769	3,253	55.3	899	15.30	80	19	134	1	11	129	76	5	77	6	137	2	59	99	69	1	3	2	5	81	65	29
Died per 1,000 of the Average Strength.																											
For the year	58,769	3,253	55.3	899	15.30	80	19	134	1	11	129	76	5	77	6	137	2	59	99	69	1	3	2	5	81	65	29

CAUSES OF ADMISSIONS.	NUMBER OF ADMISSIONS INTO HOSPITAL IN EACH MONTH.												Total Admitted during the Year.	Admitted per 1,000 of Strength.	Died out of each hundred cases treated.
	Jan.	Feb.	March.	April.	May.	June.	July.	Aug.	Sept.	Oct.	Nov.	Dec.			
	Dengue	102	8	37	2	4	16	56	80	47	39	8	8	491	6.9
Cholera	...	...	...	...	...	...	...	...	...	...	...	...	...	...	...
Smallpox	2	11	10	33	18	3	3	...	1	1	...	...	76	1.3	61.84
Enteric Fever	19	14	17	32	29	11	19	15	39	11	...	...	82	1.4	13.41
Fever, Intermittent	1,241	767	749	1,376	1,422	1,531	1,781	1,637	2,431	2,349	2,054	1,507	18,827	3.6	37.62
" Remittent	33	34	45	74	50	59	88	53	299	148	84	35	912	...	...
" Continued	280	269	456	999	715	746	901	723	970	493	318	269	7,061	13.57	7.81
Apoplexy	1	2	6	17	34	57	37	7	8	3	2	...	174	2.9	43.68
Delirium Tremens	9	14	14	14	16	9	13	17	12	11	16	18	163	2.8	3.67
Dysentery	207	149	160	219	137	137	212	232	332	218	207	206	2,407	4.99	3.20
Diarrhoea	209	157	225	316	213	232	372	423	359	199	247	217	3,171	5.39	1.9
Hepatitis	224	228	246	309	277	268	375	287	373	272	224	258	3,941	6.6	4.10
Spleen Disease	17	23	37	29	31	37	49	27	36	33	31	36	396	6.6	5.32
Respiratory Diseases	448	431	431	555	310	298	338	323	398	294	343	442	4,521	7.99	1.11
Phthisis Pulmonalis	41	35	42	28	39	53	63	44	58	46	66	53	539	9.2	12.62
Scoury	...	...	...	...	...	...	...	...	...	...	...	...	...	...	...
Rheumatism	208	209	262	375	283	293	324	291	342	243	209	237	3,310	5.63	...
Veneral Diseases	839	832	904	977	719	748	899	765	895	631	629	555	9,795	16.67	...
Eye Diseases	75	66	108	132	99	99	88	108	149	112	84	112	1,232	2.10	...
Abscess and Ulcer	395	374	444	569	395	495	586	421	526	339	375	385	5,315	9.04	...
Wounds and Accidents	442	452	509	549	396	379	456	345	445	384	359	518	5,231	8.90	...
All other Causes	712	728	809	1,097	890	908	1,236	954	1,206	807	705	755	10,867	18.49	...
For the year	5,555	4,875	5,504	7,002	6,093	6,402	7,906	6,770	8,716	6,690	5,977	5,594	78,054	13.28	...
Admitted per 1,000 of the Average Strength in each Month.															
For the year	95.5	83.0	93.7	128.6	103.0	108.3	134.5	115.2	148.8	113.0	102.1	102.6	132.8	...	...



# EUROPEAN TROOPS, 1873.

## II.

TABLE showing the SICKNESS and MORTALITY among the EUROPEAN TROOPS composing the ARMY of the BENGAL PRESIDENCY during the Year 1873, and the prevalence of the principal Diseases in each Month of the Year.

MONTHS.	Average Strength.	Average Number Daily Sick.	Number Daily Sick per 1,000 of Strength.	Number of Deaths.	Died per 1,000 of Strength.	CAUSES OF DEATHS IN HOSPITAL.																				Died out of Hospital.	Suicidal Deaths.
						Cholera.	Smallpox.	Enteric Fever.	Fever, Intermittent.	Fever, Remittent.	Fever, Continued.	Apoplexy.	Delirium Tremens.	Dysentery.	Diarrhoea.	Hepatitis.	Spleen Disease.	Respiratory Diseases.	Heart Diseases.	Phthisis Pulmonalis.	Dropsy.	Scurvy.	Atrophy and Anæmia.	Wounds and Accidents.	All other Causes.		
January	36,431	1,784	49.0	40	1.10	...	...	1	1	2	...	...	...	4	...	3	...	11	5	6	...	...	...	1	2	4	...
February	36,908	1,680	45.5	32	.87	...	...	1	1	...	...	...	...	1	...	4	...	...	...	...	...	...	...	...	...	...	...
March	37,216	1,759	47.2	35	.94	...	...	...	...	...	...	...	...	...	...	...	...	...	...	...	...	...	...	...	...	...	...
April	36,929	1,947	52.7	43	1.17	...	...	3	9	...	...	...	...	...	...	...	...	...	...	...	...	...	...	...	...	...	...
May	37,037	2,030	54.8	55	1.48	...	...	42	15	...	...	...	...	...	...	...	...	...	...	...	...	...	...	...	...	...	...
June	36,986	2,160	58.4	57	1.54	...	...	42	6	1	3	...	...	...	...	...	...	...	...	...	...	...	...	...	...	...	...
July	36,862	2,238	60.7	51	1.38	...	...	1	8	...	...	...	...	...	...	...	...	...	...	...	...	...	...	...	...	...	...
August	36,792	2,357	64.1	42	1.14	...	...	4	...	1	1	3	2	...	...	...	...	...	...	...	...	...	...	...	...	...	...
September	36,742	2,444	66.5	62	1.70	...	...	12	42	6	4	42	...	...	...	...	...	...	...	...	...	...	...	...	...	...	...
October	36,537	2,225	60.9	56	1.53	...	...	3	...	1	1	6	3	1	...	...	...	...	...	...	...	...	...	...	...	...	...
November	36,003	1,975	54.8	53	1.47	...	...	11	...	3	1	3	42	1	1	1	1	...	...	...	...	...	...	...	...	...	...
December	34,959	1,816	51.9	38	1.09	...	...	...	...	1	...	...	...	2	...	2	1	3	...	...	...	...	...	...	...	...	...
						33	10	56	7	28	16	50	2	29	5	66	1	42	52	44	1	1	...	2	60	38	21
Died per 1,000 of the Average Strength.																											
For the year	36,617	2,040	55.7	564	15.40	.90	.27	1.53	...	1.38	1.37	.05	.79	.14	1.90	.03	1.15	1.42	1.20	.03	.03	...	.05	1.64	1.04	.57	

CAUSES OF ADMISSIONS.	NUMBER OF ADMISSIONS INTO HOSPITAL IN EACH MONTH.												Total Admitted during the Year.	Admitted per 1,000 of Strength.	Died out of each hundred cases treated.
	Jan.	Feb.	March.	April.	May.	June.	July.	Aug.	Sept.	Oct.	Nov.	Dec.			
Dengue	10	2	1	...	1	...	22	2	...	2	1	...	41	1.1	...
Cholera	...	...	...	1	1	...	...	...	14	3	15	...	51	1.4	64.70
Smallpox	2	10	6	30	16	3	...	...	...	...	...	...	70	1.9	14.29
Enteric Fever	9	3	8	23	23	8	...	11	...	11	6	...	144	3.9	38.89
Fever, Intermittent	775	446	476	932	942	907	1,042	1,147	1,223	1,797	1,603	1,104	12,914	352.7	...
" Remittent	24	25	31	61	38	48	81	39	177	109	69	23	725	...	...
" Continued	128	145	285	711	550	615	736	627	821	354	178	106	5,256	163.4	73
Apoplexy	...	...	...	7	20	44	32	6	...	...	...	...	119	3.2	42.02
Delirium Tremens	5	9	8	9	6	8	12	8	...	...	...	...	93	2.5	2.15
Dysentery	60	54	68	97	65	50	74	105	181	112	90	89	1,063	29.1	2.73
Diarrhoea	117	68	110	188	133	136	218	205	235	114	116	105	1,825	49.9	.27
Hepatitis	121	120	129	162	160	158	220	175	224	148	110	121	1,848	50.5	3.57
Spleen Disease	15	20	28	17	27	29	38	19	26	26	21	29	295	8.1	.34
Respiratory Diseases	296	300	318	427	208	185	233	218	394	167	227	308	3,091	84.4	1.36
Phthisis Pulmonalis	19	19	22	23	13	37	44	29	39	24	34	20	323	8.8	13.62
Scurvy	...	...	2	2	1	4	2	1	3	...	2	3	20	.6	5.00
Rheumatism	192	173	171	201	189	200	211	187	217	147	135	144	2,177	59.5	...
Veneral Diseases	568	572	589	649	494	496	565	439	465	338	334	587	6,116	167.0	...
Eye Diseases	52	41	70	99	62	59	48	60	85	57	34	62	729	19.9	...
Abscess and Ulcer	240	211	249	307	190	267	333	259	308	190	211	198	2,963	80.9	...
Wounds and Accidents	305	282	302	365	232	232	272	191	252	205	202	273	3,103	84.7	...
All other Causes	415	416	485	641	539	545	782	605	776	464	390	399	6,457	176.3	...
	3,362	2,916	3,360	4,972	3,900	4,032	4,982	4,457	5,793	4,278	3,785	3,586	49,423	...	...
Admitted per 1,000 of the Average Strength in each Month.															
	92.3	79.0	90.3	134.6	105.3	109.0	135.2	121.1	157.7	117.0	105.1	102.6	1349.8	...	...



# EUROPEAN TROOPS, 1873.

## III.

TABLE showing the SICKNESS and MORTALITY among the EUROPEAN TROOPS composing the ARMY of the MADRAS PRESIDENCY during the Year 1873, and the prevalence of the principal Diseases in each Month of the Year.

MONTHS.	Average Strength.	Average Number Daily Sick.	Number Daily Sick per 1,000 of Strength.	Number of Deaths.	Died per 1,000 of Strength.	CAUSES OF DEATHS IN HOSPITAL.																		Died out of Hospital.	Suicidal Deaths.		
						Cholera.	Smallpox.	Enteric Fever.	Fever, Intermittent.	Fever, Remittent.	Fever, Continued.	Apoplexy.	Delirium Tremens.	Dysentery.	Diarrhea.	Hepatitis.	Spleen Disease.	Respiratory Diseases.	Heart Disease.	Phthisis Pulmonalis.	Dropsy.	Scurvy.	Atrophy and Anæmia.			Wounds and Accidents.	All other Causes.
January	11,375	703	61.8	15	1.32	...	...	1	...	...	1	...	3	...	5	...	...	2	1	...	...	...	...	...	1	1	
February	11,316	611	54.0	17	1.50	...	...	1	...	...	...	...	4	...	4	...	...	2	2	...	...	...	...	...	1	...	
March	11,503	645	55.8	16	1.38	...	...	1	...	...	...	...	1	...	4	...	...	1	1	...	...	...	...	...	1	...	
April	11,506	622	53.7	15	1.29	5	...	1	...	...	3	...	2	...	3	...	...	...	...	...	...	...	...	...	1	...	
May	11,502	624	54.0	16	1.38	1	1	...	...	...	2	1	2	...	3	...	...	3	...	...	...	...	...	...	1	1	
June	11,505	634	54.8	18	1.56	...	...	1	...	...	2	...	1	...	6	...	1	...	1	...	...	...	...	...	1	...	
July	11,497	698	60.7	20	1.74	4	...	1	...	...	3	...	3	...	5	...	1	...	1	...	...	...	...	...	1	...	
August	11,473	750	65.4	15	1.31	...	...	1	...	...	1	...	4	...	...	...	...	...	...	...	...	...	...	...	1	...	
September	11,381	771	67.7	17	1.49	...	...	1	...	...	...	...	3	...	3	...	1	...	3	...	...	...	...	...	1	...	
October	11,404	762	66.8	14	1.23	...	...	...	...	...	...	...	6	...	1	...	1	...	3	1	...	...	...	...	1	1	
November	11,322	701	61.9	17	1.50	1	...	...	...	...	1	...	1	...	6	...	...	3	...	...	...	...	...	...	1	1	
December	11,798	663	56.2	39	2.51	1	...	...	...	...	1	1	...	9	...	5	...	1	...	2	...	...	...	...	2	1	
						14	1	9	...	4	4	11	1	42	...	46	...	4	25	13	...	...	...	1	9	21	5
Died per 1,000 of the Average Strength.																											
For the year	11,487	682	59.4	216	18.29	1.22	.00	.78	...	.70	.96	.00	3.65	...	4.00	...	.35	2.18	1.13	...	...	...	.09	.78	1.83	.44	

CAUSES OF ADMISSIONS.	NUMBER OF ADMISSIONS INTO HOSPITAL IN EACH MONTH.												Total Admitted during the Year.	Admitted per 1,000 of Strength.	Died out of each hundred cases treated.
	Jan.	Feb.	March.	April.	May.	June.	July.	Aug.	Sept.	Oct.	Nov.	Dec.			
Dengue	73	6	36	2	1	6	25	84	47	21	2	8	311	27	...
Cholera	...	...	...	12	1	4	6	...	...	...	1	1	35	2.2	56.00
Smallpox	...	...	3	2	2	...	...	...	1	...	...	...	9	.8	11.11
Enteric Fever	8	8	8	6	4	1	2	3	9	...	...	...	40	4.2	18.37
Fever, Intermittent	151	93	84	113	151	184	218	156	151	87	58	77	1,523	132.6	...
" Remittent	7	5	9	2	4	6	...	7	7	4	6	8	65	5.6	...
" Continued	120	91	139	167	105	58	86	43	82	90	92	69	1,132	104.2	.67
Apoplexy	1	1	4	7	6	4	1	1	...	...	...	...	25	2.2	44.00
Delirium Tremens	3	3	4	2	4	2	1	1	...	...	8	4	33	2.9	3.03
Dysentery	100	61	54	76	63	70	117	113	128	88	94	91	1,055	91.8	3.98
Diarrhea	64	64	76	91	72	77	99	80	66	48	77	56	879	76.5	...
Hepatitis	69	58	71	77	68	67	166	80	102	81	76	92	938	81.7	4.90
Spleen Disease	1	...	2	4	1	6	5	2	2	1	4	3	31	2.7	...
Respiratory Diseases	70	56	53	72	72	47	42	41	67	75	51	38	684	58.6	.59
Phthisis Pulmonalis	8	7	9	4	10	12	7	11	12	10	25	9	124	10.8	19.48
Scurvy	...	...	...	1	1	...	...	...	...	...	...	...	2	.2	...
Rheumatism	44	40	41	48	55	45	61	58	64	58	33	53	598	52.1	...
Veneral Diseases	137	119	146	158	111	123	164	137	218	133	133	170	1,748	152.2	...
Eye Diseases	10	8	20	17	16	23	19	23	24	26	25	26	236	20.5	...
Abscess and Ulcer	88	85	102	167	126	130	139	85	116	64	77	80	1,249	108.7	...
Wounds and Accidents	71	92	125	104	79	94	96	76	96	91	69	122	1,114	96.9	...
All other Causes	291	195	229	309	218	224	272	211	787	228	187	213	2,765	240.7	.45
	1,217	901	1,215	1,412	1,167	1,183	1,466	1,221	1,479	1,106	1,018	1,130	14,595		
Admitted per 1,000 of the Average Strength in each Month.															
	107.0	87.6	105.1	121.8	100.9	102.3	127.5	100.4	129.9	97.0	90.0	94.9	1270.6		



# EUROPEAN TROOPS, 1873.

## IV.

TABLE showing the SICKNESS and MORTALITY among the EUROPEAN TROOPS composing the ARMY of the BOMBAY PRESIDENCY during the Year 1873, and the prevalence of the principal Diseases in each Month of the Year.

MONTHS.	Average Strength.	Average Number Daily Sick.	Number Daily Sick per 1,000 of Strength.	Number of Deaths.	Died per 1,000 of Strength.	CAUSES OF DEATHS IN HOSPITAL.																	Died out of Hospital.	Suicidal Deaths.			
						Cholera.	Smallpox.	Enteric Fever.	Fever, Intermittent.	Fever, Remittent.	Fever, Continued.	Apoplexy.	Delirium Tremens.	Dysentery.	Diarrhoea.	Hepatitis.	Spleen Disease.	Respiratory Diseases.	Heart Disease.	Phthisis Pulmonalis.	Dropsy.	Scurvy.			Atrophy and Anæmia.	Wounds and Accidents.	All other Causes.
January	10,329	538	52.1	16	1.55	...	...	1	...	1	...	1	...	5	...	2	2	...	...	...	...	2	...	1			
February	10,478	513	48.9	10	.96	...	...	3	...	...	...	1	...	4	...	2	1	...	...	...	...	...	...	1			
March	10,630	505	47.5	10	.94	...	...	...	...	...	...	1	...	1	...	1	1	...	...	1	1	...	...	...			
April	10,597	491	46.3	10	.94	...	...	...	...	3	...	1	...	1	...	1	1	...	...	...	...	1	...	...			
May	10,558	499	47.3	9	.85	...	...	...	...	...	...	4	...	2	...	1	1	...	...	...	...	...	...	...			
June	10,574	499	47.2	13	1.23	...	...	1	...	...	3	...	...	5	...	2	1	...	...	...	...	1	...	...			
July	10,536	527	50.0	15	1.42	...	...	...	...	1	...	3	1	...	...	2	3	...	...	...	...	3	1	...			
August	10,497	529	50.4	7	.67	...	...	...	...	...	...	...	1	...	...	1	...	...	...	...	...	...	1	...			
September	10,473	537	51.2	14	1.34	...	...	4	...	1	...	2	...	3	...	1	...	...	...	...	...	3	1	...			
October	10,464	615	58.8	6	.57	...	...	...	...	...	...	...	...	1	...	1	2	1	...	...	...	...	1	...			
November	11,203	574	51.2	12	1.07	...	...	...	...	...	1	...	2	1	1	2	1	1	...	...	...	...	3	...			
December	11,638	539	45.5	3	.26	...	...	1	...	...	...	...	...	1	...	1	...	...	...	...	...	...	...	...			
						...	...	14	...	6	...	15	2	6	1	25	1	4	13	11	...	2	2	2	12	6	3
Died per 1,000 of the Average Strength.																											
For the year	10,065	531	49.8	125	11.72	...	...	1.31	...	.56	...	1.41	.19	.56	.00	2.35	.09	.38	1.22	1.03	...	.19	.19	.19	1.12	.56	.28

CAUSES OF ADMISSIONS.	NUMBER OF ADMISSIONS INTO HOSPITAL IN EACH MONTH.												Total Admitted during the Year.	Admitted per 1,000 of Strength.	Died out of each hundred cases treated.
	Jan.	Feb.	March.	April.	May.	June.	July.	Aug.	Sept.	Oct.	Nov.	Dec.			
Dengue	19	...	...	...	2	10	9	...	...	7	5	...	52	4.9	...
Cholera	...	...	...	...	...	...	...	...	...	...	...	...	3	...	...
Smallpox	...	1	1	1	...	...	...	...	...	...	...	...	17	1.6	82.35
Enteric Fever	2	3	1	3	2	2	1	1	2	...	...	...	17	...	...
Fever, Intermittent	315	228	180	311	329	440	521	331	557	456	393	326	4,390	411.6	...
Remittent	2	4	5	11	8	5	7	7	25	35	9	4	122	...	...
Continued	32	33	32	62	60	73	79	63	67	49	48	85	673	74.5	75
Apoplexy	...	1	...	3	8	9	4	...	2	2	1	...	30	2.8	50.00
Delirium Tremens	1	2	2	3	6	1	4	4	3	2	2	7	37	3.5	5.41
Dysentery	38	34	38	37	9	8	21	14	23	18	23	26	289	27.1	2.08
Diarrhoea	28	25	29	37	18	39	55	39	49	28	54	56	467	43.8	21
Hepatitis	43	49	46	70	49	43	49	32	47	43	38	45	555	52.0	4.60
Spleen Disease	1	3	7	8	3	2	6	6	8	6	6	4	69	5.6	1.67
Respiratory Diseases	82	75	69	66	30	56	63	64	37	52	65	96	746	70.9	54
Phthisis Pulmonalis	14	9	11	1	7	4	12	4	7	12	7	4	92	8.6	11.96
Scurvy	...	1	...	...	1	1	...	1	...	...	1	...	5	.5	40.00
Rheumatism	32	47	59	58	41	48	52	46	51	38	32	40	535	50.2	...
Veneral Diseases	125	162	109	170	134	129	170	169	183	160	162	198	1,801	181.1	...
Eye Diseases	13	17	18	16	22	17	21	25	40	29	25	24	267	25.0	...
Abscess and Ulcer	67	78	93	125	79	98	114	77	162	76	87	167	1,103	103.4	...
Wounds and Accidents	66	78	82	89	85	63	88	78	98	88	88	123	1,017	95.4	45
All other Causes	96	117	155	156	133	139	182	138	143	115	128	143	1,645	154.2	...
	976	968	989	1,218	1,026	1,187	1,458	1,002	1,444	1,216	1,174	1,238	14,036		
Admitted per 1,000 of the Average Strength in each Month.															
	91.5	92.4	93.0	114.9	97.2	112.3	138.4	101.9	137.9	116.2	104.8	110.7	1316.1		



# EUROPEAN TROOPS, 1873.

## V.

COMPARATIVE STATEMENT of the RATIOS of SICKNESS and MORTALITY in the ARMIES of the THREE PRESIDENCIES for the Year 1873.

					RATIOS PER 1,000 OF STRENGTH.			
					Army of Bengal.	Army of Madras.	Army of Bombay.	Army of India.
I.—AVERAGE DAILY SICK-RATE OF EACH MONTH.								
January	...	...	...	...	49.0	61.8	52.1	52.0
February	...	...	...	...	45.5	54.0	48.9	47.8
March	...	...	...	...	47.2	55.8	47.5	48.9
April	...	...	...	...	52.7	58.7	46.3	51.7
May	...	...	...	...	54.8	54.0	47.3	53.3
June	...	...	...	...	58.4	51.8	47.2	55.7
July	...	...	...	...	60.7	60.7	50.0	58.8
August	...	...	...	...	64.1	65.4	50.4	61.9
September	...	...	...	...	66.5	67.7	53.2	61.1
October	...	...	...	...	69.9	66.8	58.8	61.7
November	...	...	...	...	54.8	61.9	51.2	55.5
December	...	...	...	...	61.9	56.2	45.5	61.5
AVERAGE OF THE YEAR					55.7	59.4	49.8	55.3
II.—COMPOSITION OF THE ADMISSION-RATE OF THE YEAR.								
Dengue	...	...	...	...	1.1	27.1	4.9	6.9
Cholera	...	...	...	...	1.4	2.2	...	1.3
Enteric Fever	...	...	...	...	3.9	4.2	1.6	3.6
Intermittent Fever	...	...	...	...	352.7	132.6	411.6	320.4
Remittent and Continued Fevers	...	...	...	...	163.4	104.2	74.5	135.7
Apoplexy	...	...	...	...	3.2	2.2	2.8	2.9
Delirium Tremens	...	...	...	...	2.5	2.9	3.5	2.8
Dysentery	...	...	...	...	29.1	91.8	27.1	49.9
Diarrhoea	...	...	...	...	49.9	76.5	43.8	63.9
Hepatitis	...	...	...	...	50.5	91.7	52.0	66.8
Spleen Disease	...	...	...	...	8.1	2.7	5.6	6.6
Respiratory Diseases	...	...	...	...	84.4	59.6	70.0	76.9
Phthisis Pulmonalis	...	...	...	...	8.8	10.8	8.6	9.2
Rheumatism	...	...	...	...	59.5	52.1	50.2	56.3
Veneral Diseases	...	...	...	...	167.0	152.2	181.1	166.7
Eye Diseases	...	...	...	...	19.9	20.5	25.0	21.0
Abscess and Ulcer	...	...	...	...	80.9	108.7	103.4	99.4
Wounds and Accidents	...	...	...	...	84.7	96.9	95.4	89.0
All other Causes	...	...	...	...	178.8	241.7	155.0	186.8
ADMISSION-RATE OF THE YEAR					1319.8	1270.6	1316.1	1328.1
III.—COMPOSITION OF THE DEATH-RATE OF THE YEAR.								
Cholera	...	...	...	...	.90	1.22	...	.80
Enteric Fever	...	...	...	...	1.53	.78	1.31	1.34
Intermittent Fever	...	...	...	...	1.39	.70	.56	1.11
Remittent and Continued Fevers	...	...	...	...	1.37	.96	1.41	1.29
Apoplexy	...	...	...	...	.05	.06	.10	.09
Delirium Tremens	...	...	...	...	.79	3.65	.56	1.31
Dysentery	...	...	...	...	.14	...	.09	.10
Diarrhoea	...	...	...	...	1.90	4.00	2.35	2.33
Hepatitis	...	...	...	...	.03	...	.09	.03
Spleen Disease	...	...	...	...	1.15	.35	.38	.85
Respiratory Diseases	...	...	...	...	1.42	2.18	1.22	1.53
Heart Diseases	...	...	...	...	1.20	1.13	1.03	1.16
Phthisis Pulmonalis	...	...	...	...	1.00	1.92	.75	1.29
Injuries	...	...	...	...	.57	.44	.28	.50
Suicidal Deaths	...	...	...	...	1.97	.87	1.50	1.66
All other Causes	...	...	...	...	...	...	...	...
DEATH-RATE OF THE YEAR					15.40	18.29	11.72	15.39
					DIED OUT OF EACH HUNDRED CASES TREATED.			
IV.—MORTALITY RELATIVE TO THE NUMBER TREATED.								
Cholera	...	...	...	...	64.70	56.00	...	61.84
Enteric Fever	...	...	...	...	38.89	18.37	82.35	37.62
Remittent and Continued Fevers	...	...	...	...	.73	.67	.75	.81
Apoplexy	...	...	...	...	42.02	44.00	50.00	43.68
Delirium Tremens	...	...	...	...	2.15	3.03	5.41	3.07
Dysentery	...	...	...	...	2.73	3.98	2.08	3.20
Hepatitis	...	...	...	...	3.57	4.90	4.50	4.10
Respiratory Diseases	...	...	...	...	1.36	.59	.54	1.11
Phthisis Pulmonalis	...	...	...	...	13.62	10.48	11.96	12.62

# EUROPEAN TROOPS, 1873.

## VI.

TABLE showing the SICKNESS and MORTALITY among the EUROPEAN TROOPS serving in BENGAL PROPER during the Year 1873, and the prevalence of the principal Diseases in each Month of the Year.

MONTHS.	Average Strength.	Average Number Daily Sick.	Number Daily Sick per 1,000 of Strength.	Number of Deaths.	Died per 1,000 of Strength.	CAUSES OF DEATHS IN HOSPITAL.																	Died out of Hospital.			
						Cholera.	Smallpox.	Enteric Fever.	Fever, Intermittent.	Fever, Remittent.	Fever, Continued.	Apoplexy.	Delirium Tremens.	Dysentery.	Diarrhoea.	Hepatitis.	Spleen Disease.	Respiratory Diseases.	Heart Diseases.	Phthisis Pulmonalis.	Dropsy.	Scurvy.		Atrophy and Anæmia.	Wounds and Accidents.	All other Causes.
January	2,004	123	61.4	2	...	...	...	...	...	...	...	...	1	...	...	...	1	...	...	...	...	...	...	...	...	
February	1,942	112	57.7	1	...	...	...	1	...	...	...	...	...	...	...	...	...	...	...	...	...	...	...	...	...	
March	1,901	88	46.3	...	...	...	...	...	...	...	...	...	...	...	...	...	...	...	...	...	...	...	...	...	...	
April	1,956	97	49.6	4	...	...	...	...	...	...	...	...	1	...	...	...	1	...	...	...	...	...	...	...	1	
May	1,950	109	55.9	4	...	...	...	...	...	...	...	...	...	...	...	...	1	...	...	...	...	...	...	...	1	
June	1,943	116	59.7	1	...	...	...	...	...	...	...	...	...	...	...	...	...	...	...	...	...	...	...	...	...	
July	1,944	137	70.5	1	...	...	...	...	...	...	...	...	...	...	...	...	...	...	...	...	...	...	...	...	...	
August	1,938	133	68.6	4	...	...	...	...	...	...	...	...	1	...	...	...	1	...	...	...	...	...	...	...	1	
September	1,823	128	69.5	3	...	...	...	...	...	...	...	...	1	1	...	...	1	...	...	...	...	...	...	...	...	
October	1,823	106	58.1	5	...	1	...	...	...	...	...	...	1	1	...	...	2	...	...	...	...	...	...	1	...	
November	1,756	95	54.1	4	...	...	...	...	...	...	...	...	1	...	...	...	...	...	...	...	...	...	...	...	...	
December	1,619	80	49.4	...	...	...	...	...	...	...	...	...	...	...	...	...	...	...	...	...	...	...	...	...	...	
						1	...	1	...	1	4	...	3	...	6	1	...	2	4	...	...	...	...	...	1	3
Died per 1,000 of the Average Strength.																										
For the year	1,900	111	58.4	27	14.21	.53	...	.53	2.63	...	...	1.59	...	3.15	.53	...	1.05	2.10	...	...	...	...	...	...	.53	1.58

CAUSES OF ADMISSIONS.	NUMBER OF ADMISSIONS INTO HOSPITAL IN EACH MONTH.												Total Admitted during the Year.	Admitted per 1,000 of Strength.	Died out of each hundred cases treated.	
	Jan.	Feb.	March.	April.	May.	June.	July.	Aug.	Sept.	Oct.	Nov.	Dec.				
Dengue	1	...	...	...	...	...	...	...	...	...	...	...	1	...	...	
Cholera	...	...	...	...	...	1	...	...	1	...	...	...	3	...	1.6	33.33
Smallpox	...	...	...	...	...	...	...	...	...	...	...	...	...	...	...	...
Enteric Fever	...	1	...	...	...	...	...	...	...	...	...	...	1	...	...	...
Fever, Intermittent	26	17	15	19	14	8	17	14	11	4	11	16	172	90.6	...	...
" Remittent	1	1	3	6	2	12	10	3	11	3	6	2	69	...	...	...
" Continued	10	14	18	21	27	33	63	40	39	21	31	15	332	205.8	1.28	...
Apoplexy	1	...	1	1	1	...	...	...	...	...	...	...	3	1.6	...	...
Delirium Tremens	1	...	1	...	...	2	...	...	1	...	...	...	5	2.6	...	...
Dysentery	8	10	7	11	9	11	9	10	6	10	5	7	102	53.7	2.94	...
Diarrhoea	7	1	7	8	5	5	14	13	7	3	6	7	83	43.7	...	...
Hepatitis	22	13	14	14	19	16	20	15	11	6	4	9	163	85.8	3.68	...
Spleen Disease	1	...	...	...	...	1	...	...	2	...	...	...	4	2.1	...	...
Respiratory Diseases	6	14	10	6	7	11	11	7	11	3	10	4	99	52.1	...	...
Phthisis Pulmonalis	2	...	4	3	3	2	8	6	6	2	5	4	44	23.2	9.09	...
Scurvy	...	...	...	...	...	...	...	...	...	...	...	...	...	...	...	...
Rheumatism	7	5	5	6	13	15	14	7	8	6	5	5	96	50.5	...	...
Veneral Diseases	22	20	40	26	32	20	24	22	18	17	13	19	273	143.7	...	...
Eye Diseases	3	1	1	...	...	3	...	...	1	2	1	4	16	8.4	...	...
Abscess and Ulcer	13	12	11	11	10	12	23	9	22	9	5	6	143	75.3	...	...
Wounds and Accidents	13	20	21	16	16	19	27	22	15	17	9	13	208	109.5	...	...
All other Causes	31	33	35	45	42	37	50	32	65	37	33	20	406	215.2	...	...
	173	162	193	192	200	208	290	200	233	140	144	138	2,273			
Admitted per 1,000 of the Average Strength in each Month.																
	89.3	83.4	101.5	99.2	102.6	107.1	149.2	103.2	121.2	72.8	82.0	85.2	1106.3			



# EUROPEAN TROOPS, 1873.

## VII.

TABLE showing the SICKNESS and MORTALITY among the EUROPEAN TROOPS serving in the DINAPORE, BENARES, OUDE and CAWNPORE DISTRICTS during the Year 1873, and the prevalence of the principal Diseases in each Month of the Year.

MONTHS.	Average Strength.	Average Number Daily Sick.	Number Daily Sick per 1,000 of Strength.	Number of Deaths.	Died per 1,000 of Strength.	CAUSES OF DEATHS IN HOSPITAL.															Died out of Hospital.					
						Cholera.	Smallpox.	Euteric Fever.	Fever, Intermittent.	Fever, Remittent.	Fever, Continued.	Apoplexy.	Delirium Tremens.	Dysentery.	Diarrhoea.	Hepatitis.	Spleen Disease.	Respiratory Diseases.	Heart Diseases.	Phthisis Pulmonalis.		Dropsy.	Scurvy.	Atrophy and Anæmia.	Wounds and Accidents.	All other Causes.
January	8,742	467	53.4	8	...	...	1	...	...	...	...	1	...	1	...	1	12	2	...	...	...	...	...	...	...	
February	8,539	488	57.2	...	...	...	...	...	...	...	...	...	...	...	...	...	1	1	...	...	...	...	...	...	...	
March	8,753	533	60.9	...	...	...	1	...	...	...	...	...	...	1	...	...	1	...	...	...	...	...	...	...	...	
April	8,558	500	58.4	9	...	...	4	...	...	...	...	...	...	1	...	...	1	...	...	...	...	...	...	...	...	
May	8,531	494	57.9	24	...	...	9	...	...	...	9	...	...	1	...	...	1	...	...	...	...	...	...	...	...	
June	8,504	543	63.9	23	...	2	4	...	...	1	9	...	...	1	...	...	1	...	...	...	...	...	...	...	...	
July	8,474	538	63.5	14	...	1	4	...	...	...	3	...	...	...	...	...	1	...	...	...	...	...	...	...	...	
August	8,439	515	61.1	21	...	4	4	...	1	1	...	...	...	...	...	...	4	...	...	...	...	...	...	...	...	
September	8,403	548	65.3	19	...	8	1	...	...	1	...	...	...	...	...	...	1	...	...	...	...	...	...	...	...	
October	8,414	487	57.9	12	...	1	1	...	...	1	...	...	...	...	...	...	3	...	...	1	...	...	...	...	...	
November	8,537	365	42.9	17	...	10	2	...	...	...	...	...	...	...	...	...	1	...	...	...	...	...	...	...	...	
December	8,697	309	35.2	4	...	...	1	...	...	...	...	...	...	...	...	...	...	...	...	...	...	...	...	...	...	
						26	9	31	...	3	2	23	...	1	1	15	...	7	13	11	...	...	...	1	8	12
Died per 1,000 of the Average Strength.																										
For the year	8,049	482	60.9	163	20.25	3.23	1.12	3.85	...	.62	...	2.96	...	.12	.12	1.86	...	.87	1.62	1.37	...	...	...	.12	1.00	1.49

CAUSES OF ADMISSIONS.	NUMBER OF ADMISSIONS INTO HOSPITAL IN EACH MONTH.												Total Admitted during the Year.	Admitted per 1,000 of Strength.	Died out of each hundred cases treated.
	Jan.	Feb.	March.	April.	May.	June.	July.	Aug.	Sept.	Oct.	Nov.	Dec.			
Dysentery	7	2	1	...	1	...	22	2	...	2	1	...	38	47	...
Cholera	...	...	...	1	1	3	1	16	8	1	11	...	39	49	68.67
Smallpox	...	8	2	14	6	3	3	...	...	...	...	...	36	44	25.00
Euteric Fever	8	1	3	13	13	4	6	5	4	6	3	4	70	87	44.29
Fever, Intermittent	68	45	70	110	91	88	160	110	94	87	42	69	1,091	128.5	...
" Remittent	1	6	2	4	7	7	29	4	12	7	7	1	78	...	...
" Continued	47	56	115	270	223	229	181	163	181	95	68	31	1,659	215.8	29
Apoplexy	...	...	...	2	11	25	7	...	...	...	...	...	47	5.8	48.94
Delirium Tremens	...	1	...	4	...	1	...	...	...	...	...	...	22	27	...
Dysentery	19	14	20	26	18	16	22	33	62	29	24	23	306	38.0	33
Diarrhoea	37	21	46	44	39	39	55	96	48	27	36	19	507	63.0	70
Hepatitis	23	29	20	33	34	49	53	33	71	30	18	29	404	50.2	37.1
Spleen Disease	4	2	5	1	5	3	6	3	3	5	2	4	43	5.3	...
Respiratory Diseases	69	64	69	75	33	24	35	39	46	36	32	69	582	72.3	120
Phthisis Pulmonalis	6	4	6	6	3	21	11	7	9	3	1	4	81	10.1	13.58
Scurvy	...	...	...	...	...	...	...	...	...	...	...	...	...	...	...
Rheumatism	43	43	37	44	35	59	48	50	58	38	18	21	485	60.3	...
Veneral Diseases	215	248	219	185	147	163	148	189	176	150	96	124	2,015	259.4	...
Eye Diseases	22	12	20	25	24	39	36	21	30	14	6	25	245	30.4	...
Abscess and Ulcer	71	73	71	83	62	100	107	62	112	55	45	42	886	110.1	...
Wounds and Accidents	76	67	74	76	42	45	54	39	54	43	28	44	633	78.6	...
All other Causes	145	143	160	147	161	161	223	182	239	130	93	87	1,862	231.4	...
	863	834	941	1,163	956	1,045	1,190	1,012	1,198	763	537	570	11,672		
Admitted per 1,000 of the Average Strength in each Month.															
	98.7	97.7	107.6	135.9	112.1	122.9	140.4	120.0	142.6	90.7	66.9	100.1	137.6		



# EUROPEAN TROOPS, 1873.

## VIII.

TABLE showing the SICKNESS and MORTALITY among the EUROPEAN TROOPS serving in the MEERUT and ROHILCUND DISTRICTS during the Year 1873, and the prevalence of the principal Diseases in each Month of the Year.

MONTHS.	Average Strength.	Average Number Daily Sick.	Number Daily Sick per 1,000 of Strength.	Number of Deaths.	Died per 1,000 of Strength.	CAUSES OF DEATHS IN HOSPITAL.																	Died out of Hospital.			
						Cholera.	Smallpox.	Enteric Fever.	Fever, Intermittent.	Fever, Remittent.	Fever, Continued.	Apoplexy.	Delirium Tremens.	Dysentery.	Diarrhoea.	Hepatitis.	Spleen Disease.	Respiratory Diseases.	Heart Disease.	Phthisis Pulmonalis.	Dropsy.	Scurvy.		Atrophy and Anæmia.	Wounds and Accidents.	All other Causes.
January	3,672	172	46.8	1	...	...	...	...	...	...	...	...	...	...	1	...	...	...	...	...	...	...	...	...	...	...
February	3,658	138	37.7	6	...	...	1	...	...	...	...	...	...	...	...	...	...	...	...	...	...	...	...	...	3	1
March	4,332	168	38.6	...	...	...	...	...	...	...	...	...	...	...	...	...	...	...	...	...	...	...	...	...	...	...
April	4,035	186	46.1	...	...	...	...	...	...	...	...	...	...	...	...	...	...	...	...	...	...	...	...	...	...	...
May	4,031	186	46.1	...	...	...	...	...	...	...	...	...	...	...	...	...	...	...	...	...	...	...	...	...	...	...
June	4,015	194	48.3	11	...	...	...	...	...	...	...	...	...	...	...	...	...	...	...	...	...	...	...	...	1	1
July	4,006	103	25.7	3	...	...	...	...	...	...	...	...	...	...	...	...	...	...	...	...	...	...	...	...	1	3
August	3,997	219	54.8	4	...	...	...	...	...	...	...	...	...	...	...	...	...	...	...	...	...	...	...	...	...	...
September	3,988	239	59.9	8	...	...	...	...	...	...	...	...	...	...	...	...	...	...	...	...	...	...	...	...	...	...
October	3,955	242	61.2	10	...	...	...	...	...	...	...	...	...	...	...	...	...	...	...	...	...	...	...	...	...	...
November	3,642	222	60.9	4	...	...	...	...	...	...	...	...	...	...	...	...	...	...	...	...	...	...	...	...	...	...
December	3,708	209	56.4	2	...	...	...	...	...	...	...	...	...	...	...	...	...	...	...	...	...	...	...	...	...	...
						1	1	7	2	2	...	6	...	5	2	10	...	1	2	5	...	...	...	...	8	7
Died per 1,000 of the Average Strength.																										
For the year	3,920	195	49.8	59	15.05	25	25	179	102	154	...	127	...	51	235	...	25	51	127	...	...	...	...	...	205	179

CAUSES OF ADMISSIONS.	NUMBER OF ADMISSIONS INTO HOSPITAL IN EACH MONTH.												Total Admitted during the Year.	Admitted per 1,000 of Strength.	Died out of each hundred cases treated.
	Jan.	Feb.	March.	April.	May.	June.	July.	Aug.	Sept.	Oct.	Nov.	Dec.			
Dengue	2	...	...	...	...	...	...	...	...	...	...	...	2	5	...
Cholera	...	...	...	...	...	...	...	...	...	...	...	...	1	2	...
Smallpox	...	1	2	2	5	...	...	...	...	...	...	...	10	25	1000
Enteric Fever	...	...	...	...	...	...	...	...	...	...	...	...	23	59	3043
Fever, Intermittent	66	36	55	99	107	84	75	138	233	268	158	113	1,432	365.3	74
" Remittent	1	...	5	8	...	...	...	...	...	...	...	...	34	...	...
" Continued	11	7	22	45	30	33	30	27	32	12	3	5	257	74.2	70
Apoplexy	...	...	1	...	1	4	9	1	1	...	...	...	...	...	...
Delirium Tremens	...	2	...	...	...	...	...	...	...	...	...	...	...	...	...
Dysentery	3	2	5	9	6	4	6	21	27	18	13	20	134	34.2	373
Diarrhoea	9	15	18	41	13	24	21	48	53	29	16	9	296	75.5	87
Hepatitis	11	14	15	12	17	17	20	15	18	23	14	18	194	49.5	516
Spleen Disease	1	2	1	1	...	2	3	1	2	3	...	1	17	4.4	...
Respiratory Diseases	32	32	30	33	22	21	30	22	25	22	22	28	319	81.4	31
Phthisis Pulmonalis	1	2	1	1	2	1	1	3	1	1	3	1	18	4.6	27.78
Scurvy	...	...	...	...	...	...	...	...	...	...	...	...	...	...	...
Rheumatism	17	20	26	21	23	18	29	29	29	17	9	...	233	59.4	...
Veneral Diseases	46	41	57	44	45	35	52	37	49	23	38	65	532	135.7	...
Eye Diseases	11	4	11	5	4	4	4	6	14	8	6	3	80	20.4	...
Abscess and Ulcer	32	18	49	25	13	23	39	26	25	29	26	24	320	81.6	...
Wounds and Accidents	24	20	23	26	31	17	23	21	25	17	24	32	292	74.5	...
All other Causes	34	22	47	47	53	62	72	67	64	56	40	37	691	150.7	...
	301	247	359	422	380	360	412	447	607	530	377	377	4,819		
Admitted per 1,000 of the Average Strength in each Month.															
	81.9	67.5	82.9	101.6	94.3	89.7	102.8	111.8	152.2	134.0	103.5	101.7	122.93		



# EUROPEAN TROOPS, 1873.

## IX.

TABLE showing the SICKNESS and MORTALITY among the EUROPEAN TROOPS serving in the AGRA DISTRICT and in CENTRAL INDIA during the Year 1873, and the prevalence of the principal Diseases in each Month of the Year.

MONTHS.	Average Strength.	Average Number Daily Sick.	Number Daily Sick per 1,000 of Strength.	Number of Deaths.	Died per 1,000 of Strength.	CAUSES OF DEATHS IN HOSPITAL.																	Died out of Hospital.			
						Cholera.	Smallpox.	Enteric Fever.	Fever, Intermittent.	Fever, Remittent.	Fever, Continued.	Apoplexy.	Delirium Tremens.	Dysentery.	Diarrhea.	Hepatitis.	Spleen Disease.	Respiratory Diseases.	Heart Diseases.	Phthisis Pulmonalis.	Dropsy.	Scurvy.		Atrophy and Anæmia.	Wounds and Accidents.	All other Causes.
January	4,228	154	364	5	...	...	...	...	...	1	...	...	...	...	...	...	...	1	1	...	...	...	...	...	1	2
February	4,134	147	356	4	...	...	...	...	...	1	...	...	...	...	...	...	...	1	...	...	...	...	...	...	1	1
March	4,237	171	401	3	...	...	...	...	...	...	...	...	...	...	...	...	...	...	...	...	...	...	...	...	1	...
April	4,208	177	421	3	...	...	...	...	...	...	1	...	...	...	...	...	...	...	1	...	...	...	...	...	1	...
May	4,204	180	428	4	...	...	...	...	...	...	...	1	...	...	...	...	...	...	...	...	...	...	...	...	1	...
June	4,200	191	459	4	...	...	...	...	1	...	...	1	...	...	...	...	...	...	1	1	...	...	...	...	1	...
July	4,196	212	505	4	...	...	...	...	...	...	...	...	...	...	...	...	...	...	1	...	...	...	...	...	1	...
August	4,188	223	532	4	...	...	...	...	...	...	...	...	...	...	...	...	...	...	1	...	...	...	...	...	1	...
September	4,186	267	638	6	...	3	...	...	...	1	...	...	...	1	...	...	...	...	...	...	...	...	...	...	1	...
October	4,165	239	574	8	...	1	...	...	...	...	...	...	1	...	...	...	...	2	...	...	...	...	...	...	3	...
November	3,737	175	466	4	...	...	...	...	...	...	...	...	...	1	...	...	...	1	...	...	...	...	...	...	...	...
December	3,895	153	393	3	...	...	...	...	...	...	...	1	...	1	...	...	...	1	...	...	...	...	...	...	...	...
						4	...	...	1	8	1	2	...	3	...	5	...	...	11	2	...	...	...	...	5	8
Died per 1,000 of the Average Strength.																										
For the year	4,133	192	464	50	12.10	07	...	...	2.82	09	...	72	...	1.21	...	...	...	2.66	09	...	...	...	...	1.21	1.03	...

CAUSES OF ADMISSIONS.	NUMBER OF ADMISSIONS INTO HOSPITAL IN EACH MONTH.												Total Admitted during the Year.	Admitted per 1,000 of Strength.	Died out of each hundred cases treated.	
	Jan.	Feb.	March.	April.	May.	June.	July.	Aug.	Sept.	Oct.	Nov.	Dec.				
Dengue	...	...	...	...	...	...	...	...	...	...	...	...	None	6	...	...
Cholera	...	...	...	...	...	...	1	...	...	4	1	...	...	15	...	1.4
Smallpox	...	...	...	11	4	...	...	...	...	...	...	...	...	3	...	3.6
Enteric Fever	...	...	...	2	...	...	...	...	...	...	1	...	...	3	...	...
Fever, Intermittent	192	77	71	102	97	104	81	149	365	213	124	80	1,569	379.6	...	...
" Remittent	6	4	3	3	...	2	2	5	2	10	7	3	47	...	...	...
" Continued	13	12	19	20	5	29	21	15	21	23	6	7	191	57.6	378	...
Apoplexy	...	...	...	2	1	2	1	...	1	...	...	...	7	1.7	28.57	...
Delirium Tremens	...	1	...	1	...	...	1	...	...	1	...	...	1	...	...	...
Dysentery	3	...	6	6	2	3	2	8	12	7	4	10	63	15.2	476	...
Diarrhea	6	2	4	8	12	7	12	34	27	5	7	12	135	32.7	...	...
Hepatitis	17	11	18	14	20	13	24	17	23	14	8	11	190	46.0	2.63	...
Spleen Disease	...	1	2	...	1	3	2	1	2	5	1	1	19	4.6	...	...
Respiratory Diseases	20	19	24	35	15	16	18	11	12	21	14	20	225	54.6	...	...
Phthisis Pulmonalis	1	3	1	1	1	...	1	1	1	1	...	1	12	2.9	16.67	...
Scurvy	...	...	...	1	...	1	...	...	...	...	...	...	2	...	...	...
Rheumatism	15	16	16	9	22	17	12	12	19	11	15	10	174	42.1	...	...
Veneral Diseases	49	52	54	82	69	67	94	53	62	31	32	82	728	176.2	...	...
Eye Diseases	3	4	7	8	2	7	1	6	11	10	7	6	72	17.4	...	...
Abscess and Ulcer	19	17	22	37	15	36	30	22	31	29	16	19	283	70.0	...	...
Wounds and Accidents	27	21	33	34	17	27	27	17	28	18	30	34	313	75.7	...	...
All other Causes	30	45	42	66	50	49	76	48	65	37	15	30	553	133.8	...	...
	310	285	322	412	324	383	406	401	686	438	290	337	4,621			
Admitted per 1,000 of the Average Strength in each Month.																
	73.3	69.0	76.0	105.0	77.1	91.2	96.8	95.8	103.9	105.1	77.2	80.5	111.8			

# EUROPEAN TROOPS, 1873.

## X.

TABLE showing the SICKNESS and MORTALITY among the EUROPEAN TROOPS serving in the PUNJAB during the Year 1873, and the prevalence of the principal Diseases in each Month of the Year.

MONTHS.	Average Strength.	Average Number Daily Sick.	Number Daily Sick per 1,000 of Strength.	Number of Deaths.	Died per 1,000 of Strength.	CAUSES OF DEATHS IN HOSPITAL.																			Died out of Hospital.		
						Cholera.	Smallpox.	Enteric Fever.	Fever, Intermittent.	Fever, Remittent.	Fever, Continued.	Apoplexy.	Delirium Tremens.	Dysentery.	Diarrhea.	Hepatitis.	Spleen Disease.	Respiratory Diseases.	Heart Disease.	Phthisis Pulmonalis.	Dropsy.	Scurvy.	Atrophy and Anæmia.	Wounds and Accidents.		All other Causes.	
January	14,193	691	48.7	19	...	...	...	1	...	...	...	3	...	1	...	8	1	1	...	...	...	1	...	1			
February	13,976	639	45.1	8	...	...	...	...	...	...	1	...	...	4	...	1	1	1	...	...	...	...	...	...			
March	13,338	595	45.0	12	...	...	...	1	...	...	...	1	...	1	...	...	...	...	...	...	...	...	...	...			
April	11,875	626	52.8	16	...	...	...	3	...	1	...	...	...	1	...	...	...	3	...	...	...	...	...	...			
May	11,342	614	54.1	9	...	...	...	3	...	1	...	...	...	1	...	...	...	...	...	...	...	...	...	...			
June	11,267	625	55.5	...	...	...	...	...	...	...	...	...	...	...	...	...	...	...	...	...	...	...	...	...			
July	11,227	664	59.1	18	...	...	...	1	...	...	...	...	...	...	...	1	...	2	...	...	...	...	...	...			
August	11,206	705	62.9	9	...	...	...	1	...	...	...	...	...	...	...	1	...	...	...	...	...	...	...	...			
September	11,191	788	70.4	22	...	...	...	1	1	3	3	...	...	...	...	...	2	1	...	...	...	...	...	...			
October	11,233	759	67.6	15	...	...	...	1	...	4	2	...	...	...	...	...	...	2	...	...	...	...	...	...			
November	11,621	735	63.0	17	...	...	...	1	...	1	...	...	...	...	...	...	4	3	1	...	...	...	...	...			
December	13,833	775	56.0	21	...	...	...	...	...	...	...	...	...	...	...	5	1	3	...	1	...	...	...	...			
						...	...	13	3	11	8	15	1	19	...	18	...	23	13	14	...	1	...	1	24	19	
Died per 1,000 of the Average Strength.																											
For the year	...	12,181	687	56.4	174	1429	...	107	181	123	98	82	...	148	...	180	107	115	...	08	...	08	...	08	107	136	

CAUSES OF ADMISSIONS.	NUMBER OF ADMISSIONS INTO HOSPITAL IN EACH MONTH.												Total Admitted during the Year.	Admitted per 1,000 of Strength.	Died out of each hundred cases treated.	
	Jan.	Feb.	March.	April.	May.	June.	July.	Aug.	Sept.	Oct.	Nov.	Dec.				
Dengue	...	...	...	...	...	...	...	...	...	...	...	...	None.	...	...	...
Cholera	...	...	...	...	...	...	...	...	...	1	...	...	...	1	...	...
Smallpox	...	...	...	...	...	...	...	...	...	...	...	...	...	...	...	...
Enteric Fever	...	...	...	...	...	...	...	...	...	...	...	...	...	...	...	...
Fever, Intermittent	493	241	214	376	387	358	376	462	769	1,009	1,156	781	6,722	551.8	41.94	704
" Remittent	11	11	18	35	29	22	47	25	142	84	44	14	482	250.9	62	...
" Continued	39	52	103	312	247	251	378	356	530	194	68	33	2,563	...	...	...
Apoplexy	...	...	...	...	...	...	...	...	...	...	...	...	...	...	...	...
Delirium Tremens	1	4	5	2	5	1	2	6	2	2	3	1	37	3.0	40.54	...
Dysentery	30	26	19	25	13	14	25	20	62	37	33	23	327	26.9	2.94	3.06
Diarrhoea	47	19	39	63	38	22	37	52	60	30	39	42	479	39.5	...	...
Hepatitis	37	44	52	67	94	39	62	53	64	52	46	52	602	49.4	2.99	...
Spleen Disease	9	13	19	8	14	13	19	9	10	10	16	22	162	13.3	...	...
Respiratory Diseases	126	142	144	146	76	65	76	90	60	48	89	157	1,219	100.1	1.89	...
Phthisis Pulmonalis	7	8	7	1	1	5	15	7	17	5	23	5	101	8.3	13.86	...
Scurvy	...	...	...	...	...	...	...	...	...	...	...	...	...	...	...	...
Rheumatism	88	61	67	58	53	63	49	56	68	49	66	69	756	62.1	...	...
Veneral Diseases	205	174	161	183	126	130	137	85	90	59	68	176	1,584	130.0	...	...
Eye Diseases	10	17	25	41	22	16	13	21	24	17	5	15	226	18.5	...	...
Abscess and Ulcer	87	75	79	94	56	46	97	110	82	49	70	77	941	77.3	...	...
Wounds and Accidents	133	121	125	174	80	79	85	69	71	68	64	106	1,166	95.7	...	...
All other Causes	138	146	151	188	147	152	231	181	226	131	141	167	1,909	164.1	...	...
Admitted per 1,000 of the Average Strength in each Month.																
103.1    82.7    92.9    150.1    117.8    115.8    149.6    142.5    203.5    173.3    166.5    126.1    159.9																



# EUROPEAN TROOPS, 1873.

## XI.

TABLE showing the SICKNESS and MORTALITY among the EUROPEAN TROOPS occupying the HILL STATIONS of the BENGAL PRESIDENCY during the Year 1873, and the prevalence of the principal Diseases in each Month of the Year.

MONTHS.	Average Strength.	Average Number Daily Sick.	Number Daily Sick per 1,000 of Strength.	Number of Deaths.	Died per 1,000 of Strength.	CAUSES OF DEATHS IN HOSPITAL.																		Died out of Hospital.		
						Cholera.	Smallpox.	Enteric Fever.	Fever, Intermittent.	Fever, Remittent.	Fever, Continued.	Apoplexy.	Delirium Tremens.	Dysentery.	Diarrhoea.	Hepatitis.	Spleen Disease.	Respiratory Diseases.	Heart Diseases.	Phthisis Pulmonalis.	Dropsy.	Scurvy.	Atrophy and Anæmia.		Wounds and Accidents.	All other Causes.
January	1,814	82	45.2	4	...	...	...	...	...	1	...	...	...	...	...	...	1	1	...	...	...	...	...	...	...	...
February	2,144	73	34.0	...	...	...	...	...	...	...	...	...	...	...	...	...	...	...	...	...	...	...	...	...	...	...
March	3,372	146	43.3	...	...	...	...	...	...	...	...	...	...	...	...	...	...	...	...	...	...	...	...	...	...	...
April	4,547	235	51.7	...	...	...	...	...	...	...	...	...	...	...	...	...	...	...	...	...	...	...	...	...	...	...
May	5,094	272	53.4	...	...	...	...	...	...	...	...	...	...	...	...	...	...	...	...	...	...	...	...	...	...	...
June	5,098	288	57.5	...	...	...	...	...	...	...	...	...	...	...	...	...	...	...	...	...	...	...	...	...	...	...
July	4,533	299	66.4	...	...	...	...	...	...	...	...	...	...	...	...	...	...	...	...	...	...	...	...	...	...	...
August	4,570	322	71.8	...	...	...	...	...	...	...	...	...	...	...	...	...	...	...	...	...	...	...	...	...	...	...
September	4,566	276	60.5	...	...	...	...	...	...	...	...	...	...	...	...	...	...	...	...	...	...	...	...	...	...	...
October	4,877	227	46.6	...	...	...	...	...	...	...	...	...	...	...	...	...	...	...	...	...	...	...	...	...	...	...
November	4,716	180	38.2	...	...	...	...	...	...	...	...	...	...	...	...	...	...	...	...	...	...	...	...	...	...	...
December	3,414	139	40.7	...	...	...	...	...	...	...	...	...	...	...	...	...	...	...	...	...	...	...	...	...	...	...
						...	...	3	1	3	1	1	1	4	1	4	...	6	6	1	...	...	...	...	2	7
Died per 1,000 of the Average Strength.																										
For the year	4,140	213	51.3	41	9.88	...	...	72	121	21	24	96	24	96	...	145	145	24	...	...	...	...	...	...	48	109

CAUSES OF ADMISSIONS.	NUMBER OF ADMISSIONS INTO HOSPITAL IN EACH MONTH.												Total Admitted during the Year.	Admitted per 1,000 of Strength.	Died out of each hundred cases treated.
	Jan.	Feb.	March.	April.	May.	June.	July.	Aug.	Sept.	Oct.	Nov.	Dec.			
Dysentery	...	...	...	...	...	...	...	...	...	...	...	...	None.	...	...
Cholera	...	...	...	...	...	...	...	...	...	...	...	...	...	...	...
Smallpox	...	...	...	...	...	...	...	...	...	...	...	...	...	...	...
Enteric Fever	...	...	...	...	...	...	...	...	...	...	...	...	...	...	...
Fever, Intermittent	3	8	47	169	182	183	239	190	202	94	66	28	1,392	335.5	23.00
" Remittent	2	3	...	4	...	1	...	1	1	2	...	...	14	...	...
" Continued	6	2	...	31	12	32	54	23	17	6	...	...	191	49.4	1.95
Apoplexy	...	...	...	...	...	...	...	...	...	...	...	...	3	7	33.33
Delirium Tremens	...	...	...	...	...	...	...	...	...	...	...	...	4	1.0	25.00
Dysentery	2	1	...	13	11	9	6	10	11	9	3	1	84	20.2	4.76
Diarrhoea	7	3	2	10	10	27	48	28	22	14	3	9	183	44.1	5.5
Hepatitis	7	3	5	8	20	20	19	21	19	17	11	4	154	37.1	2.69
Spleen Disease	...	...	...	...	...	...	...	...	...	...	...	...	15	3.6	...
Respiratory Diseases	23	21	38	91	36	39	35	30	26	24	38	25	426	102.7	14.1
Phthisis Pulmonalis	...	...	...	...	...	...	...	...	...	...	...	...	29	4.8	5.00
Scurvy	...	...	...	...	...	...	...	...	...	...	...	...	4	1.0	...
Rheumatism	10	7	14	48	28	22	19	30	26	14	15	13	296	70.3	...
Veneral Diseases	16	26	43	91	58	59	70	84	44	36	33	31	594	143.2	...
Eye Diseases	2	1	...	15	6	3	4	4	4	3	2	4	53	12.8	...
Abscess and Ulcer	9	6	15	36	18	19	25	16	20	15	17	14	210	50.6	4.0
Wounds and Accidents	21	14	22	25	40	30	44	31	39	30	25	24	345	83.2	...
All other Causes	15	14	27	75	57	47	74	50	60	42	33	32	535	129.9	...
	123	112	238	616	484	501	649	520	509	397	248	187	4,485		
Admitted per 1,000 of the Average Strength in each Month.															
	67.8	52.2	70.6	135.5	95.7	100.4	131.0	104.6	100.7	62.9	52.6	54.8	1081.0		

# EUROPEAN TROOPS, 1873.

## XII.

TABLE showing the SICKNESS and MORTALITY among the EUROPEAN SOLDIERS occupying the HILL CONVALESCENT DEPOTS of the BENGAL PRESIDENCY during the HOT SEASON of 1873, and the prevalence of the principal Diseases in each Month of the Period.

MONTHS.	Average Strength.	Average Number Daily Sick.	Number Daily Sick per 1,000 of Strength.	Number of Deaths.	Died per 1,000 of Strength.	CAUSES OF DEATHS IN HOSPITAL.																	Died out of Hospital.				
						Cholera.	Smallpox.	Enteric Fever.	Fever, Intermittent.	Fever, Remittent.	Fever, Continued.	Apoplexy.	Delirium Tremens.	Dysentery.	Diarrhoea.	Hepatitis.	Spleen Disease.	Respiratory Diseases.	Heart Diseases.	Phthisis Pulmonalis.	Dropsy.	Scurvy.		Atrophy and Anæmia.	Wounds and Accidents.	All other Causes.	
January	681	58	...	...	...	...	...	...	...	...	...	...	...	...	...	...	...	...	...	...	...	...	...	...	...	...	
February	493	35	...	...	...	...	...	...	...	...	...	...	...	...	...	...	...	...	...	...	...	...	...	...	...	...	
March	376	19	...	...	...	...	...	...	...	...	...	...	...	...	...	...	...	...	...	...	...	...	...	...	...	...	
April	1,732	139	80.3	...	...	...	...	...	...	...	...	...	...	...	...	...	...	...	...	...	...	...	...	...	...	...	
May	1,900	172	87.7	...	...	...	...	...	...	...	...	...	...	...	...	...	...	...	...	...	...	...	...	...	...	...	
June	2,032	190	96.5	...	...	...	...	...	...	...	...	...	...	...	...	...	...	...	...	...	...	...	...	...	...	...	
July	2,046	190	92.9	...	...	...	...	...	...	...	...	...	...	...	...	...	...	...	...	...	...	...	...	...	...	...	
August	2,051	236	115.1	...	...	...	...	...	...	...	...	...	...	...	...	...	...	...	...	...	...	...	...	...	...	...	
September	2,077	196	94.4	...	...	...	...	...	...	...	...	...	...	...	...	...	...	...	...	...	...	...	...	...	...	...	
October	1,900	103	53.2	...	...	...	...	...	...	...	...	...	...	...	...	...	...	...	...	...	...	...	...	...	...	...	
November	1,575	114	...	...	...	...	...	...	...	...	...	...	...	...	...	...	...	...	...	...	...	...	...	...	...	...	
December	774	50	...	...	...	...	...	...	...	...	...	...	...	...	...	...	...	...	...	...	...	...	...	...	...	...	
								1	...	...	...	...	...	6	...	3	2	2	1	...	...	...	...	6	2		
Died per 1,000 of the Average Strength.																											
For the season	2,052*	205	100.0	23	11.21	...	...	40	...	...	...	...	...	2.93	...	1.46	.97	.97	.49	...	...	...	...	2.93	.97		

CAUSES OF ADMISSIONS.	NUMBER OF ADMISSIONS INTO HOSPITAL IN EACH MONTH.												Total Admitted during the Year.	Admitted per 1,000 of Strength (April to October, 7 months).	Died out of each hundred cases treated.
	Jan.	Feb.	March.	April.	May.	June.	July.	Aug.	Sept.	Oct.	Nov.	Dec.			
Dengue	...	...	...	...	...	...	...	...	...	...	...	...	None	...	...
Cholera	...	...	...	...	...	...	...	...	...	...	...	...	...	...	...
Smallpox	...	...	...	1	...	...	...	...	...	...	...	...	1	...	...
Enteric Fever	...	...	...	...	1	...	1	1	...	...	...	...	3	...	...
Fever, Intermittent	...	3	...	...	85	63	82	94	85	49	22	10	6	503	33.33
" Remittent	...	...	...	...	2	...	1	...	4	...	...	...	...	...	...
" Continued	...	1	...	...	12	6	8	9	3	1	3	...	...	45	...
Apoplexy	...	...	...	...	...	...	...	3	...	...	...	...	...	3	...
Delirium Tremens	...	1	...	...	...	...	...	...	...	1	...	...	...	2	...
Dysentery	...	...	...	7	6	2	4	3	2	2	2	...	...	28	...
Diarrhoea	...	2	...	14	6	12	31	24	18	6	6	...	...	122	...
Hepatitis	...	2	...	14	10	13	22	21	18	6	5	...	...	125	...
Spleen Disease	...	...	...	6	5	2	5	5	5	3	...	...	...	34	...
Respiratory Diseases	...	8	3	...	41	19	9	28	19	24	12	9	2	174	...
Phthisis Pulmonalis	...	...	...	8	1	5	7	4	3	12	2	...	...	44	...
Scurvy	...	...	...	...	...	1	1	...	...	...	...	...	...	2	...
Rheumatism	...	8	6	3	15	15	30	12	27	13	5	...	...	155	...
Veneral Diseases	...	9	7	1	35	25	22	40	29	35	19	9	...	253	...
Eye Diseases	...	1	...	5	4	6	...	2	1	3	1	...	...	24	...
Abscess and Ulcer	...	5	5	3	21	16	8	12	14	16	5	3	...	117	...
Wounds and Accidents	...	6	4	1	14	6	5	12	10	20	9	7	...	106	...
All other Causes	...	13	4	2	73	28	37	55	46	66	31	27	5	387	...
	61	40	15	353	217	228	354	279	291	149	106	43	2,136		
Admitted per 1,000 of the Average Strength in each Month.															
	...	...	...	203.8	110.7	112.2	173.0	139.0	149.1	76.0	...	...	911.8		

\* The average strength for the season of full occupation—June to September.



# EUROPEAN TROOPS, 1873.

## XIII.

TABLE showing the SICKNESS and MORTALITY among the EUROPEAN TROOPS serving in RAJPOOTANA, MALWA, SCINDE and ADEN during the Year 1873, and the prevalence of the principal Diseases in each Month of the Year.

MONTHS.	Average Strength.	Average Number Daily Sick.	Number Daily Sick per 1,000 of Strength.	Number of Deaths.	Died per 1,000 of Strength.	CAUSES OF DEATHS IN HOSPITAL.																				Died out of Hospital.	
						Cholera.	Smallpox.	Enteric Fever.	Fever, Intermittent.	Fever, Remittent.	Fever, Continued.	Apoplexy.	Delirium Tremens.	Dysentery.	Diarrhea.	Hepatitis.	Spleen Disease.	Respiratory Diseases.	Heart Diseases.	Phthisis Pulmonalis.	Dropsy.	Scurvy.	Atrophy and Anæmia.	Wounds and Accidents.	All other Causes.		
						...	...	...	...	...	...	...	...	...	...	...	...	...	...	...	...	...	...	...	...		
January	5,333	267	50.1	2	...	...	...	...	...	...	1	...	1	...	...	1	1	...	...	...	...	2	...				
February	5,268	253	48.0	4	...	...	...	...	...	...	...	...	...	...	...	...	...	...	...	...	...	...	1	...			
March	5,521	253	45.8	5	...	...	...	...	...	...	...	...	...	...	...	...	...	...	...	...	...	...	...	...			
April	5,439	261	47.9	2	...	...	1	...	1	...	1	...	...	1	...	...	1	1	...	...	...	...	1	...			
May	5,410	276	51.0	6	...	...	1	...	...	...	...	...	...	...	...	...	...	...	...	...	...	...	...	...			
June	5,483	284	51.8	10	...	...	1	...	...	...	...	...	...	...	...	...	...	...	...	...	...	...	1	...			
July	5,561	296	53.2	9	...	...	...	...	...	...	...	...	...	...	...	...	...	...	...	...	...	...	1	...			
August	5,538	273	50.2	4	...	...	...	...	...	...	...	...	...	...	...	...	...	...	...	...	...	...	...	...			
September	5,486	321	58.5	11	...	...	1	...	1	...	...	...	...	...	...	...	...	...	...	...	...	...	1	...			
October	5,569	384	69.0	5	...	...	...	...	...	...	...	...	...	...	...	...	...	...	...	...	...	...	...	1	...		
November	4,603	316	68.7	3	...	...	...	...	...	...	...	...	...	...	...	...	...	...	...	...	...	...	...	1	...		
December	4,145	324	54.9	3	...	...	1	...	...	...	...	...	...	...	...	...	...	...	...	...	...	...	...	...	...		
						...	...	10	...	2	...	13	2	5	...	12	1	1	8	8	...	...	...	1	6	5	
Died per 1,000 of the Average Strength.																											
For the year	5,275	281	53.8	74	14.03	...	...	1.99	...	.38	2.46	.38	.95	...	2.28	.19	.19	1.51	1.51	...	...	...	...	.19	1.14	.95	

CAUSES OF ADMISSIONS.	NUMBER OF ADMISSIONS INTO HOSPITAL IN EACH MONTH.												Total Admitted during the Year.	Admitted per 1,000 of Strength.	Died out of each hundred cases treated.
	Jan.	Feb.	March.	April.	May.	June.	July.	Aug.	Sept.	Oct.	Nov.	Dec.			
	...	...	...	...	...	...	...	...	...	...	...	...			
Dengue	18	...	...	...	2	10	9	...	...	6	5	...	50	9.5	...
Cholera	...	...	...	...	...	...	...	...	...	...	...	...	...	...	...
Smallpox	...	1	...	...	...	...	...	...	...	...	...	...	1	...	...
Enteric Fever	1	...	1	...	...	...	...	...	...	...	...	...	...	...	...
Fever, Intermittent	196	155	93	186	231	253	318	221	458	331	296	159	2,837	506.0	...
"  Remittent	1	3	5	5	6	5	6	5	22	14	2	3	77	...	...
"  Continued	12	14	24	36	45	58	61	46	53	32	6	5	392	88.9	...
Apoplexy	...	1	...	3	6	8	...	...	2	2	...	...	26	4.9	50.00
Delirium Tremens	1	2	...	3	6	...	...	2	3	1	...	3	24	4.6	8.33
Dysentery	22	15	20	13	3	4	7	8	13	14	9	5	133	25.2	3.76
Diarrhea	18	19	21	25	12	25	24	31	40	23	22	11	271	61.4	...
Hepatitis	15	20	22	29	28	27	24	22	35	21	15	20	278	52.7	4.32
Spleen Disease	...	2	3	5	1	1	4	5	5	5	2	2	35	6.6	2.86
Respiratory Diseases	53	48	36	43	22	38	36	36	22	35	40	24	431	82.1	23
Phthisis Pulmonalis	8	2	6	1	4	4	8	2	6	9	2	1	53	10.0	16.10
Scurvy	...	...	...	...	1	...	...	...	...	...	...	...	2	...	...
Rheumatism	21	23	22	36	19	25	28	29	23	...	...	...	17	...	...
Venerous Diseases	50	71	65	77	72	66	65	68	72	69	63	72	281	53.3	...
Eye Diseases	8	8	7	5	8	4	6	7	13	15	12	12	103	19.9	...
Abscess and Ulcer	32	32	39	70	38	55	66	44	56	34	28	31	523	99.5	...
Wounds and Accidents	37	44	54	44	44	31	52	42	58	45	37	57	545	103.3	...
All other Causes	52	65	80	83	84	87	133	91	101	78	68	69	901	187.8	...
	545	527	498	666	633	702	854	638	990	757	548	491	7,869		
Admitted per 1,000 of the Average Strength in each Month.															
	107.2	100.0	90.2	122.4	117.0	128.0	153.5	118.8	180.4	137.4	119.1	118.5	149.78		

# EUROPEAN TROOPS, 1873.

## XIV.

TABLE showing the SICKNESS and MORTALITY among the EUROPEAN TROOPS serving in the DECCAN and in NAGPORE during the Year 1873, and the prevalence of the principal Diseases in each Month of the Year.

(The Garrison of Bombay, drawn chiefly from regiments serving in the Deccan, is included in this Statement.)

MONTHS.	Average Strength.	Average Number Daily Sick.	Number Daily Sick per 1,000 of Strength.	Number of Deaths.	Died per 1,000 of Strength.	CAUSES OF DEATHS IN HOSPITAL.																	Died out of Hospital.				
						Cholera.	Smallpox.	Enteric Fever.	Fever, Intermittent.	Fever, Remittent.	Fever, Continued.	Apoplexy.	Delirium Tremens.	Dysentery.	Diarrhoea.	Hepatitis.	Spleen Disease.	Respiratory Diseases.	Heart Diseases.	Phthisis Pulmonalis.	Dropsy.	Scurvy.		Atrophy and Anæmia.	Wounds and Accidents.	All other Causes.	
January	8,064	468	58.5	14	...	...	...	1	...	1	...	...	...	3	...	5	...	1	1	...	...	...	...	...	...	1	
February	8,016	388	48.4	11	...	...	...	1	...	...	...	...	...	3	...	4	...	...	...	...	...	...	...	...	...	1	
March	8,237	402	48.8	8	...	...	...	1	...	...	...	...	...	3	...	...	...	...	...	...	...	...	...	...	...	1	
April	8,306	373	45.5	5	...	...	...	1	...	1	...	...	...	3	...	...	...	...	...	...	...	...	...	...	...	...	
May	8,156	347	42.5	8	...	...	...	1	...	...	...	...	...	...	...	...	...	...	...	...	...	...	...	...	...	...	
June	8,231	355	40.7	7	...	...	...	...	...	...	...	...	...	1	...	...	...	...	...	...	...	...	...	...	...	...	
July	8,210	385	46.9	8	...	...	...	...	...	...	...	...	...	1	...	...	...	...	...	...	...	...	...	...	...	...	
August	8,192	427	52.1	6	...	...	...	...	...	...	...	...	...	...	...	...	...	...	...	...	...	...	...	...	...	...	
September	8,138	429	51.6	8	...	...	...	...	...	...	...	...	...	3	...	...	...	...	...	...	...	...	...	...	...	...	
October	8,132	419	50.4	7	...	...	...	...	...	...	...	...	...	4	...	...	...	...	...	...	...	...	...	...	...	...	
November	8,118	373	45.9	10	...	...	...	...	...	...	...	...	...	...	...	3	...	1	9	...	...	...	...	...	...	...	
December	7,339	333	45.4	8	...	...	...	...	...	...	...	...	...	...	...	4	...	...	...	...	...	...	...	...	...	...	
						...	1	4	...	8	...	2	...	23	...	30	...	2	9	3	...	1	...	1	5	11	
Died per 1,000 of the Average Strength.																											
For the year	8,082	388	48.0	100	12.37	...	12	50	...	99	25	...	285	...	371	...	25	111	37	...	12	...	12	62	136		

CAUSES OF ADMISSIONS.	NUMBER OF ADMISSIONS INTO HOSPITAL IN EACH MONTH.												Total Admitted during the Year.	Admitted per 1,000 of Strength.	Died out of each hundred cases treated.
	Jan.	Feb.	March.	April.	May.	June.	July.	Aug.	Sept.	Oct.	Nov.	Dec.			
Dengue	2	...	...	...	...	...	18	27	13	22	2	...	84	10.4	...
Cholera	...	...	...	...	...	...	...	...	...	...	...	...	...	...	...
Smallpox	...	...	4	3	2	...	...	...	...	1	...	...	10	1.2	10.00
Enteric Fever	1	1	...	1	1	1	...	1	...	...	...	...	6	7	66.67
Fever, Intermittent	202	128	122	158	153	277	308	209	184	164	152	143	2,300	27.2	...
" Remittent	5	5	7	6	6	5	1	7	8	24	8	6	55	77.1	1.28
" Continued	56	45	47	65	36	24	46	23	36	46	71	49	535	...	...
Apoplexy	...	1	3	3	2	1	...	...	...	...	...	...	10	1.2	20.00
Delirium Tremens	2	2	6	1	...	1	1	...	...	1	...	1	21	2.6	...
Dysentery	58	39	29	37	18	19	24	34	63	44	43	41	449	55.6	5.12
Diarrhoea	31	24	32	44	22	37	64	55	44	20	56	39	468	57.9	...
Hepatitis	48	47	35	46	27	23	46	26	38	43	38	41	463	57.3	6.48
Spleen Disease	2	1	4	2	1	4	2	1	3	1	6	1	28	3.5	...
Respiratory Diseases	48	43	42	46	40	33	34	42	42	42	41	55	513	63.5	39
Phthisis Pulmonalis	6	6	2	1	4	2	5	4	4	3	9	5	51	6.3	5.88
Scurvy	...	1	...	...	...	...	...	...	...	...	1	...	2	...	...
Rheumatism	25	39	38	31	34	29	41	37	41	33	28	28	404	49.9	...
Veneral Diseases	110	114	169	140	85	93	155	133	156	116	159	122	1,504	186.1	...
Eye Diseases	6	7	29	13	15	17	19	32	33	25	16	8	211	26.1	...
Abscess and Ulcer	58	76	88	95	70	76	86	44	81	56	63	62	855	105.8	...
Wounds and Accidents	50	64	78	63	71	59	69	71	72	77	67	84	825	102.1	...
All other Causes	94	90	125	142	90	117	119	116	129	108	109	144	1,392	172.2	...
	804	747	842	897	677	818	1,038	864	947	831	834	820	10,119		
Admitted per 1,000 of the Average Strength in each Month.															
	100.4	93.2	102.2	109.3	83.0	99.4	126.4	105.5	116.4	102.2	102.7	111.7	125.0		



# EUROPEAN TROOPS, 1873.

## XV.

TABLE showing the SICKNESS and MORTALITY among the EUROPEAN TROOPS serving in SOUTHERN INDIA during the Year 1873, and the prevalence of the principal Diseases in each Month of the Year.

MONTHS.	Average Strength.	Average Number Daily Sick.	Number Daily Sick per 1,000 of Strength.	Number of Deaths.	Died per 1,000 of Strength.	CAUSES OF DEATHS IN HOSPITAL.																	Died out of Hospital.				
						Cholera.	Smallpox.	Enteric Fever.	Fever, Intermittent.	Fever, Remittent.	Fever, Continued.	Apoplexy.	Delirium Tremens.	Dysentery.	Diarrhea.	Hepatitis.	Spleen Disease.	Respiratory Diseases.	Heart Diseases.	Phthisis Pulmonalis.	Dropsy.	Scurvy.		Atrophy and Anæmia.	Wounds and Accidents.	All other Causes.	
January	4,328	325	65.9	4	...	...	...	1	...	...	...	...	...	...	...	1	...	...	...	...	...	...	...	...	...	...	
February	5,107	306	59.9	...	...	...	...	...	...	...	...	...	...	...	...	1	...	...	...	...	...	...	...	...	...	...	
March	5,182	326	62.9	...	...	...	...	...	...	...	...	...	...	...	...	...	...	...	...	...	...	...	...	...	...	...	
April	5,035	272	53.8	3	...	...	...	...	...	...	...	...	...	...	...	...	...	...	...	...	...	...	...	...	...	...	
May	5,000	261	52.2	...	...	...	...	...	...	...	...	...	...	...	...	...	...	...	...	...	...	...	...	...	...	...	
June	5,020	283	56.4	4	...	...	...	...	...	...	...	...	...	...	...	...	...	...	...	...	...	...	...	...	...	...	
July	4,905	307	61.4	3	...	...	...	...	...	...	...	...	...	...	...	...	...	...	...	...	...	...	...	...	...	...	
August	5,010	331	66.1	5	...	...	...	...	...	...	...	...	...	...	...	...	...	...	...	...	...	...	...	...	...	...	
September	4,953	340	68.6	6	...	...	...	...	...	...	...	...	...	...	...	...	...	...	...	...	...	...	...	...	...	...	
October	4,997	336	67.2	3	...	...	...	...	...	...	...	...	...	...	...	...	...	...	...	...	...	...	...	...	...	...	
November	5,076	349	68.8	12	...	...	...	...	...	...	...	...	...	...	...	...	...	...	...	...	...	...	...	...	...	...	
December	4,420	283	63.9	12	...	...	...	...	...	...	...	...	...	...	...	...	...	...	...	...	...	...	...	...	...	...	
						...	...	6	...	...	2	3	1	6	...	14	...	2	8	4	...	...	...	...	7	10	
Died per 1,000 of the Average Strength.																											
For the year	4,979	306	61.5	63	12.65	...	...	1.21	...	40	...	60	30	1.21	...	2.81	...	40	1.61	30	...	...	...	...	67	140	7.01

CAUSES OF ADMISSIONS.	NUMBER OF ADMISSIONS INTO HOSPITAL IN EACH MONTH.												Total Admitted during the Year.	Admitted per 1,000 of Strength.	Died out of each hundred cases treated.
	Jan.	Feb.	March.	April.	May.	June.	July.	Aug.	Sept.	Oct.	Nov.	Dec.			
Dengue	72	6	56	1	...	...	...	...	...	...	...	8	123	24.7	...
Cholera	...	...	...	...	...	...	...	...	...	...	...	...	...	...	...
Smallpox	...	...	...	...	...	...	...	...	...	...	...	...	...	...	...
Enteric Fever	8	8	3	6	2	...	...	1	9	...	...	...	37	7.4	16.22
Fever, Intermittent	18	16	15	12	13	18	17	20	14	11	13	...	175	35.2	...
" Remittent	2	...	1	...	...	1	...	2	1	...	...	...	8	...	...
" Continued	62	44	66	91	29	39	36	25	55	38	36	...	586	119.3	34
Apoplexy	...	...	1	1	2	3	1	1	...	...	...	...	9	1.8	33.33
Delirium Tremens	...	1	...	...	...	2	...	1	...	...	...	...	14	2.8	7.14
Dysentery	36	27	23	41	27	41	60	47	41	26	47	...	452	90.8	1.33
Diarrhea	27	21	29	39	30	31	26	24	18	21	24	...	310	62.3	...
Hepatitis	23	24	29	30	32	31	40	28	37	33	36	...	379	76.1	3.09
Spleen Disease	...	...	2	3	...	1	1	1	2	...	2	...	14	2.8	...
Respiratory Diseases	19	16	19	30	30	18	20	17	18	20	20	...	216	43.4	85
Phthisis Pulmonalis	4	4	3	3	4	7	3	6	6	7	16	...	65	13.1	6.15
Scurvy	...	...	...	...	...	1	...	...	...	...	...	...	...	...	...
Rheumatism	21	13	23	22	19	22	19	18	27	14	16	...	238	47.8	...
Veneral Diseases	70	69	65	63	49	61	83	78	140	74	81	...	915	183.8	...
Eye Diseases	4	6	7	7	8	16	10	6	15	12	20	...	121	24.3	...
Abscess and Ulcer	43	29	36	83	77	67	78	44	66	34	53	...	654	131.3	42
Wounds and Accidents	32	35	66	49	27	48	45	28	49	45	27	...	491	98.6	...
All other Causes	85	53	93	126	111	88	134	83	129	94	87	...	1,171	235.2	...
	527	412	507	612	493	494	573	430	610	429	484	419	6,900		
Admitted per 1,000 of the Average Strength in each Month.															
	104.9	80.7	97.9	121.1	98.6	98.4	114.7	86.8	123.2	85.8	90.3	94.7	130.1		

# EUROPEAN TROOPS, 1873.

## XVI.

TABLE showing the SICKNESS and MORTALITY among the EUROPEAN TROOPS serving in BURMAH and PEGU during the Year 1873, and the prevalence of the principal Diseases in each Month of the Year.

MONTHS.	Average Strength.	Average Number Daily Sick.	Number Daily Sick per 1,000 of Strength.	Number of Deaths.	Died per 1,000 of Strength.	CAUSES OF DEATHS IN HOSPITAL.																	Died out of Hospital.			
						Cholera.	Smallpox.	Enteric Fever.	Fever, Intermittent.	Fever, Remittent.	Fever, Continued.	Apoplexy.	Delirium Tremens.	Dysentery.	Diarrhoea.	Hepatitis.	Spleen Disease.	Respiratory Diseases.	Heart Diseases.	Phthisis Pulmonalis.	Dropsy.	Scurvy.		Atrophy and Anæmia.	Wounds and Accidents.	All other Causes.
January	2,168	72	33.2	2	...	...	...	...	...	...	...	1	...	...	...	...	...	...	...	...	...	...	...	...	...	...
February	2,160	74	34.3	...	...	...	...	...	...	...	...	...	...	...	...	...	...	...	...	...	...	...	...	...	...	...
March	2,158	79	36.6	5	...	...	...	...	...	...	...	1	...	...	...	...	...	...	...	...	...	...	...	...	...	...
April	2,143	68	31.7	...	...	...	...	...	...	...	...	...	...	...	...	...	...	...	...	...	...	...	...	...	...	...
May	2,126	76	35.8	...	...	...	...	...	...	...	...	...	...	...	...	...	...	...	...	...	...	...	...	...	...	...
June	2,128	82	38.5	...	...	...	...	...	...	...	...	...	...	...	...	...	...	...	...	...	...	...	...	...	...	...
July	2,094	92	43.9	9	...	...	...	...	...	...	...	...	...	...	...	...	...	...	...	...	...	...	...	...	...	...
August	2,080	115	55.3	4	...	...	...	...	...	...	...	...	...	...	...	...	...	...	...	...	...	...	...	...	...	...
September	2,061	109	52.9	...	...	...	...	...	...	...	...	...	...	...	...	...	...	...	...	...	...	...	...	...	...	...
October	2,038	92	45.1	...	...	...	...	...	...	...	...	...	...	...	...	...	...	...	...	...	...	...	...	...	...	...
November	1,827	73	40.0	4	...	...	...	...	...	...	...	...	...	...	...	...	...	...	...	...	...	...	...	...	...	...
December	1,923	60	31.2	6	...	...	...	...	...	...	...	...	...	...	...	...	...	...	...	...	...	...	...	...	...	...
						12	...	2	...	1	5	...	...	9	...	6	...	...	8	1	...	...	...	1	1	4
Died per 1,000 of the Average Strength.																										
For the year	2,076	83	40.0	50*	24.08	578	...	96	...	48	241	...	...	434	...	289	...	...	385	48	...	...	...	48	48	193

CAUSES OF ADMISSIONS.	NUMBER OF ADMISSIONS INTO HOSPITAL IN EACH MONTH.												Total Admitted during the Year.	Admitted per 1,000 of Strength.	Died out of each hundred cases treated.
	Jan.	Feb.	March.	April.	May.	June.	July.	Aug.	Sept.	Oct.	Nov.	Dec.			
Dengue	...	...	...	1	1	6	7	57	34	...	...	...	106	51.0	...
Cholera	...	...	...	12	1	4	6	...	...	...	...	...	23	11.1	52.17
Smallpox	...	...	...	...	...	...	...	...	...	...	...	...	...	...	...
Enteric Fever	...	...	3	...	1	...	2	1	...	...	...	...	7	3.4	28.57
Fever, Intermittent	4	6	1	6	2	1	9	1	4	3	...	...	30	18.8	...
" Remittent	...	...	...	...	...	...	...	...	...	...	1	2	3	...	...
" Continued	11	12	14	18	15	8	13	1	3	20	13	3	131	64.5	75
Apoplexy	1	...	...	3	4	...	...	...	...	...	...	...	8	3.9	62.50
Delirium Tremens	...	...	...	1	1	...	...	...	...	...	...	...	5	2.4	...
Dysentery	9	7	7	6	17	10	43	35	26	19	8	15	202	97.3	4.45
Diarrhoea	13	19	21	12	14	13	28	12	12	8	9	7	168	80.9	...
Hepatitis	12	9	7	14	10	17	23	26	24	13	6	9	170	81.9	3.53
Spleen Disease	...	...	...	...	...	1	...	...	...	...	...	...	1	...	...
Respiratory Diseases	25	16	11	9	4	4	4	3	12	19	7	5	119	57.3	...
Phthisis Pulmonalis	...	1	2	...	2	2	...	2	2	2	1	...	14	6.7	7.14
Scurvy	...	...	...	...	...	...	...	...	...	...	...	...	...	...	...
Rheumatism	6	6	5	2	8	8	11	6	7	12	5	6	82	39.5	...
Veneral Diseases	24	21	10	22	19	18	24	15	16	16	11	14	210	101.2	...
Eye Diseases	2	1	1	1	3	...	4	3	2	1	1	2	21	10.1	...
Abscess and Ulcer	15	9	19	16	14	13	19	18	9	6	5	9	152	73.2	...
Wounds and Accidents	10	20	11	20	10	19	9	19	13	9	7	22	150	72.3	...
All other Causes	38	27	38	41	35	32	32	35	37	36	26	24	401	193.2	...
	170	154	150	184	161	147	235	224	203	164	100	121	2,012		
Admitted per 1,000 of the Average Strength in each Month.															
	78.4	71.3	69.5	85.9	75.7	69.1	112.2	107.7	98.0	80.5	54.7	62.9	90.2		

\* Besides these 50 deaths, 9 deaths occurred in Depot Hospitals among men invalided from Burmah. The ratio for 59 deaths is 28.42 per 1,000.



# EUROPEAN TROOPS, 1873.

## XVII.

TABLE showing the SICKNESS and MORTALITY among the EUROPEAN SOLDIERS occupying the HILL STATIONS and HILL CONVALESCENT DEPOTS of the MADRAS and BOMBAY PRESIDENCIES during the Year 1873, and the prevalence of the principal Diseases in each Month of the Year.

(The Statistics of Wellington, Ramandroog, Pachmurree, Poorundhur, Tanjhar and Mount Abou are aggregated in this Statement.)

MONTHS.	Average Strength.	Average Number Daily Sick.	Number Daily Sick per 1,000 of Strength.	Number of Deaths.	Died per 1,000 of Strength.	CAUSES OF DEATHS IN HOSPITAL.																	Died out of Hospital.				
						Cholera.	Smallpox.	Enteric Fever.	Fever, Intermittent.	Fever, Remittent.	Fever, Continued.	Apoplexy.	Delirium Tremens.	Dysentery.	Diarrhoea.	Hepatitis.	Spleen Disease.	Respiratory Diseases.	Heart Disease.	Phthisis Pulmonalis.	Dropsy.	Scurvy.		Atrophy and Anæmia.	Wounds and Accidents.	All other Causes.	
January	365	36	98.6	1	...	...	...	...	...	...	...	...	...	...	...	...	1	...	...	...	...	...	...	...	...	...	
February	387	26	67.2	1	...	...	...	...	...	...	...	...	...	...	...	...	1	...	...	...	...	...	...	...	...	...	
March	651	48	73.7	1	...	...	...	...	...	...	...	...	...	...	...	...	...	...	...	...	...	...	...	...	...	...	
April	1,160	95	81.9	...	...	...	...	...	...	...	...	...	...	...	...	...	...	...	...	...	...	...	...	...	...	...	
May	1,224	112	91.5	...	...	...	...	...	...	...	...	...	...	...	...	...	...	...	...	...	...	...	...	...	...	...	
June	1,055	91	86.3	...	...	...	...	...	...	...	...	...	...	...	...	...	...	...	...	...	...	...	...	...	...	...	
July	934	81	86.7	...	...	...	...	...	...	...	...	...	...	...	...	...	...	...	...	...	...	...	...	...	...	...	
August	968	63	65.4	...	...	...	...	...	...	...	...	...	...	...	...	...	...	...	...	...	...	...	...	...	...	...	
September	904	61	67.7	...	...	...	...	...	...	...	...	...	...	...	...	...	...	...	...	...	...	...	...	...	...	...	
October	911	60	65.9	...	...	...	...	...	...	...	...	...	...	...	...	...	...	...	...	...	...	...	...	...	...	...	
November	690	44	73.3	...	...	...	...	...	...	...	...	...	...	...	...	...	...	...	...	...	...	...	...	...	...	...	
December	379	24	63.3	1	...	...	...	...	...	...	...	...	...	...	...	...	...	...	...	...	...	...	...	...	...	...	
						...	...	1	...	1	...	...	1	...	4	...	2	3	1	...	...	2	...	...	...	1	
Died per 1,000 of the Average Strength.																											
For the year	700	62	78.5	16	20.25	...	...	1.27	...	1.27	...	...	1.27	...	5.66	...	2.52	3.86	1.27	...	...	2.52	...	...	1.27	...	

CAUSES OF ADMISSIONS.	NUMBER OF ADMISSIONS INTO HOSPITAL IN EACH MONTH.												Total Admitted during the Year.	Admitted per 1,000 of Strength.	Died out of each hundred cases treated.
	Jan.	Feb.	March.	April.	May.	June.	July.	Aug.	Sept.	Oct.	Nov.	Dec.			
Dysentery	...	...	...	...	...	...	...	...	...	...	...	...	None.	...	...
Cholera	...	...	...	...	...	...	...	...	...	...	...	...	...	...	...
Smallpox	...	...	...	...	...	...	...	...	...	...	...	...	...	...	...
Enteric Fever	...	...	...	...	...	...	...	...	...	...	...	...	...	...	...
Fever, Intermittent	31	11	29	59	79	71	81	36	40	26	17	6	4	51	25.09
" Remittent	...	1	1	2	...	...	...	...	1	1	1	...	7	...	...
" Continued	...	1	7	7	8	...	...	...	1	...	...	...	24	39.3	3.23
Apoplexy	...	...	...	...	...	...	...	...	...	...	...	...	...	...	...
Delirium Tremens	...	...	...	...	...	...	...	...	...	...	...	...	...	...	...
Dysentery	1	1	2	6	3	3	2	1	1	...	1	3	24	36.4	4.17
Diarrhoea	...	2	4	5	9	8	11	5	1	2	3	...	59	83.3	...
Hepatitis	1	5	8	15	5	8	9	1	6	1	4	2	65	92.6	6.15
Spleen Disease	...	...	...	2	2	1	4	...	...	1	...	...	10	12.6	...
Respiratory Diseases	2	2	4	10	5	9	10	6	8	4	3	1	64	91.0	3.12
Phthisis Pulmonalis	1	...	2	...	1	...	2	1	1	1	...	...	9	11.4	11.11
Scurvy	...	...	...	...	...	...	...	...	...	...	...	...	1	1.3	...
Rheumatism	2	3	3	13	11	8	12	8	8	8	...	5	81	102.5	...
Veneral Diseases	3	4	8	19	18	11	7	10	15	10	4	3	112	141.8	...
Eye Diseases	3	...	3	7	2	2	1	...	1	...	...	...	20	28.3	...
Abscess and Ulcer	3	4	11	16	6	16	4	11	5	7	2	1	86	108.8	...
Wounds and Accidents	1	...	5	8	9	8	9	4	6	3	2	2	67	92.1	...
All other Causes	10	16	33	53	23	29	30	19	27	19	4	15	284	359.5	...
	64	50	122	223	182	175	183	103	120	83	41	30	1,355	...	...
Admitted per 1,000 of the Average Strength in each Month.															
	179.3	129.2	187.4	192.2	148.7	163.9	195.9	113.4	135.2	91.1	68.3	102.9	175.2	...	...

# EUROPEAN TROOPS, 1873.

## XVIII.

COMPARATIVE STATEMENT of the RATIOS of SICKNESS and MORTALITY among the EUROPEAN TROOPS serving in the various PROVINCES of the BENGAL PRESIDENCY during the year 1873.

	RATIOS PER 1,000 OF STRENGTH.						
	Bengal Proper.	Gangetic Provinces.	Rohilkhand and Meerut.	Agra and Central India.	Punjab.	Hill Stations.	ARMY OF BENGAL.
<b>I.—AVERAGE DAILY SICK-RATE OF EACH MONTH.</b>							
January	61.4	53.4	46.8	36.4	48.7	45.2	49.0
February	57.7	57.2	37.7	35.6	45.1	34.9	45.5
March	46.3	69.9	36.5	40.4	45.9	43.3	47.2
April	49.6	58.4	41.6	42.1	52.8	51.7	52.7
May	55.9	57.9	46.1	42.8	54.1	54.3	54.8
June	59.7	63.9	48.3	45.9	55.5	57.5	58.4
July	70.5	67.5	48.2	50.5	59.1	60.4	60.7
August	68.6	61.1	54.8	53.2	62.9	64.8	64.1
September	66.5	65.3	59.9	63.8	70.4	55.6	66.5
October	55.1	57.9	61.2	57.4	67.6	46.6	60.9
November	54.1	65.9	60.9	46.6	65.9	38.2	54.8
December	49.4	54.2	56.4	39.3	56.0	49.7	51.9
AVERAGE OF THE YEAR	58.4	59.9	49.8	46.4	56.4	51.3	53.7
<b>II.—COMPOSITION OF THE ADMISSION-RATE OF THE YEAR.</b>							
Dengue	5	4.7	5	...	...	...	1.1
Cholera	1.6	4.9	2	1.4	1	...	1.4
Smallpox	...	4.4	2.5	3.6	7	...	1.9
Enteric Fever	5	8.7	5.9	7	2.5	2.9	3.9
Intermittent Fevers	90.5	128.5	365.3	379.6	551.8	335.6	352.7
Remittent and Continued Fevers	205.8	215.8	74.2	57.6	259.0	48.4	163.4
Apoplexy	1.6	5.8	4.4	1.7	5.9	7	3.2
Delirium Tremens	2.6	2.7	4.4	1.7	2.8	1.0	2.5
Dysentery	53.7	38.0	34.2	15.2	26.9	20.2	29.1
Diarrhoea	43.7	63.0	75.5	32.7	39.3	44.1	40.9
Hepatitis	85.8	59.2	49.5	46.0	49.4	37.1	50.5
Spleen Disease	2.1	5.3	4.4	4.6	15.3	3.6	8.1
Respiratory Diseases	52.1	72.3	81.4	64.5	109.1	102.7	94.4
Phthisis Pulmonalis	23.2	10.1	4.6	2.9	8.5	4.8	8.5
Scurvy	...	...	...	5	1.0	1.0	...
Rheumatism	50.5	69.3	50.4	45.1	62.1	59.3	59.5
Veneral Diseases	147.7	299.4	133.7	176.2	139.0	143.2	167.0
Eye Diseases	8.4	39.4	29.4	17.4	18.5	12.8	19.9
Abscess and Ulcer	75.3	116.1	81.6	70.9	77.3	50.6	80.9
Wounds and Accidents	109.5	78.6	74.5	75.7	95.7	83.2	84.7
All other Causes	245.2	231.4	150.7	133.8	164.1	128.9	170.3
ADMISSION-RATE OF THE YEAR	1196.3	1375.6	1229.3	1118.8	1506.9	1091.9	1349.8
<b>III.—COMPOSITION OF THE DEATH-RATE OF THE YEAR.</b>							
Cholera	53	3.23	25	57	...	...	50
Smallpox	...	1.12	25	...	...	...	27
Enteric Fever	53	3.85	1.79	1.07	...	72	1.53
Remittent and Continued Fevers	2.63	5.2	1.92	2.42	1.81	1.21	1.39
Apoplexy	...	2.96	1.54	49	1.21	2.4	1.37
Delirium Tremens	...	...	...	...	...	2.4	7.5
Dysentery	1.58	1.12	1.27	72	82	26	7.9
Diarrhoea	...	1.12	5.1	...	...	2.4	1.4
Hepatitis	3.15	1.86	2.55	1.48	1.48	2.6	1.80
Spleen Disease	53	...	...	...	...	...	7.03
Respiratory Diseases	...	7.07	25	...	1.80	1.45	1.15
Heart Diseases	1.05	1.63	5.1	2.06	1.07	1.45	1.42
Phthisis Pulmonalis	2.10	1.37	1.27	49	1.15	2.4	1.20
Injuries	...	1.12	...	...	...	...	7.05
All other Causes	53	1.00	2.05	1.21	2.05	4.8	1.70
Deaths from violence out of Hospital	1.58	1.49	1.79	1.93	1.56	1.60	1.61
DEATH-RATE OF THE YEAR	14.21	29.25	15.05	12.10	14.29	9.88	15.40
<b>DIED OUT OF EACH HUNDRED CASES TREATED.</b>							
<b>IV.—MORTALITY RELATIVE TO THE NUMBER TREATED.</b>							
Cholera	33.33	66.67	...	66.67	...	...	64.70
Enteric Fever	...	44.29	30.43	...	41.94	25.00	38.89
Remittent and Continued Fevers	1.58	2.9	7.9	3.78	6.2	1.95	7.3
Apoplexy	...	45.94	35.39	28.57	40.54	33.33	42.02
Delirium Tremens	...	...	...	...	...	...	2.15
Dysentery	2.94	3.3	3.73	4.75	3.06	4.76	2.73
Hepatitis	3.68	3.71	5.16	2.63	2.99	2.60	3.37
Respiratory Diseases	...	1.29	3.1	...	1.89	1.41	1.36
Phthisis Pulmonalis	9.09	13.58	27.78	16.67	13.86	5.90	13.02



# EUROPEAN TROOPS, 1873.

## XIX.

COMPARATIVE STATEMENT of the RATIOS of SICKNESS and MORTALITY among the EUROPEAN TROOPS serving in the various PROVINCES of the BOMBAY and MADRAS PRESIDENCIES during the year 1873.

					RATIOS PER 1,000 OF STRENGTH.						
					Rajpootana, Malwa, Scinde, and Aden.	Deccan and Nagpore.	Southern India.	Burmah and Pegu.	ARMY OF MADRAS.	ARMY OF BOMBAY.	ARMY OF INDIA.
<b>I.—AVERAGE DAILY SICK-RATE OF EACH MONTH.</b>											
January	...	...	...	...	50.1	58.6	65.9	33.2	61.8	52.1	52.0
February	...	...	...	...	48.0	48.4	59.9	34.3	54.0	48.9	47.8
March	...	...	...	...	45.8	48.8	57.1	36.6	55.8	47.5	48.9
April	...	...	...	...	47.9	45.5	63.8	31.7	53.7	46.3	51.7
May	...	...	...	...	51.0	42.5	52.2	35.8	54.0	47.3	53.3
June	...	...	...	...	61.8	46.7	56.4	38.5	54.8	47.2	55.7
July	...	...	...	...	53.2	46.9	61.4	43.9	60.7	50.9	58.8
August	...	...	...	...	50.2	52.1	66.1	55.3	65.4	50.4	61.9
September	...	...	...	...	58.5	51.6	68.6	62.9	67.7	53.2	64.4
October	...	...	...	...	60.8	59.4	67.2	45.1	66.8	58.8	61.7
November	...	...	...	...	68.7	45.9	64.8	40.0	61.9	54.2	55.5
December	...	...	...	...	54.0	45.4	63.9	35.9	50.2	45.5	51.5
AVERAGE OF THE YEAR					53.8	48.0	61.5	40.0	59.4	48.8	55.3
<b>II.—COMPOSITION OF THE ADMISSION-RATE OF THE YEAR.</b>											
Dysentery	...	...	...	...	9.5	10.4	24.7	51.0	27.1	4.9	6.9
Cholera	...	...	...	...	...	...	...	11.1	2.2	...	1.3
Smallpox	...	...	...	...	2	1.2	2	...	8	3	1.4
Euteric Fever	...	...	...	...	2.3	7	7.4	3.4	4.2	1.6	3.6
Intermittent Fevers	...	...	...	...	536.0	272.2	35.2	18.8	132.6	411.6	320.4
Remittent and Continued Fevers	...	...	...	...	88.9	77.1	119.3	64.5	104.2	74.5	135.7
Apoplexy	...	...	...	...	4.9	1.2	1.8	3.9	2.2	2.3	2.9
Delirium Tremens	...	...	...	...	4.6	2.6	2.8	2.9	2.1	3.5	2.8
Dysentery	...	...	...	...	25.2	55.6	96.8	97.3	91.8	27.1	40.9
Diarrhoea	...	...	...	...	51.4	67.9	62.3	89.9	76.5	43.8	63.9
Hepatitis	...	...	...	...	52.7	67.3	76.1	81.9	81.7	52.9	66.8
Spleen Diseases	...	...	...	...	6.5	3.5	2.8	5	2.7	5.6	6.6
Respiratory Diseases	...	...	...	...	82.1	63.6	47.4	67.3	59.6	70.9	70.9
Phthisis Pulmonalis	...	...	...	...	10.9	6.3	13.1	6.7	10.8	8.6	9.2
Scurvy	...	...	...	...	4	3	2	...	2	5	5
Rheumatism	...	...	...	...	53.3	49.9	47.8	39.5	52.1	50.2	50.3
Venerable Diseases	...	...	...	...	153.2	186.1	183.8	104.2	152.2	181.1	166.7
Eye Diseases	...	...	...	...	19.9	26.1	24.3	10.1	20.5	25.9	21.9
Abscess and Ulcer	...	...	...	...	99.5	165.8	131.3	73.2	108.7	103.4	90.4
Wounds and Accidents	...	...	...	...	163.3	102.1	96.6	72.2	96.9	95.4	89.0
All other Causes	...	...	...	...	187.8	172.2	235.2	193.2	210.7	154.2	184.9
ADMISSION-RATE OF THE YEAR					1691.8	1252.0	1203.1	969.2	1270.6	1316.1	1328.1
<b>III.—COMPOSITION OF THE DEATH-RATE OF THE YEAR.</b>											
Cholera	...	...	...	...	...	...	...	5.78	1.22	...	8.0
Smallpox	...	...	...	...	...	...	...	...	...	...	...
Euteric Fever	...	...	...	...	1.99	50	1.21	...	78	1.31	1.34
Remittent and Continued Fevers	...	...	...	...	38	49	40	48	70	56	1.11
Apoplexy	...	...	...	...	2.46	25	...	60	2.41	1.41	1.29
Delirium Tremens	...	...	...	...	38	...	20	...	69	1.19	...
Dysentery	...	...	...	...	95	285	121	434	365	56	1.31
Diarrhoea	...	...	...	...	...	...	...	...	...	...	...
Hepatitis	...	...	...	...	2.28	3.71	2.81	2.89	4.90	2.35	2.33
Spleen Disease	...	...	...	...	1.19	...	...	...	...	...	...
Respiratory Diseases	...	...	...	...	1.19	25	49	...	35	38	...
Heart Diseases	...	...	...	...	1.31	1.11	1.61	3.85	2.18	1.22	1.53
Phthisis Pulmonalis	...	...	...	...	1.51	3.7	...	48	1.13	1.03	1.16
Injuries	...	...	...	...	1.19	1.2	...	48	...	1.19	...
All other Causes	...	...	...	...	1.14	7.4	1.40	48	7.8	1.50	1.47
Deaths from violence out of Hospital	...	...	...	...	95	1.36	2.01	1.93	2.27	9.4	1.61
DEATH-RATE OF THE YEAR					14.03	12.37	12.65	24.08	18.29	11.72	15.30
<b>DIED OUT OF EACH HUNDRED CASES TREATED.</b>											
<b>IV.—MORTALITY RELATIVE TO THE NUMBER TREATED.</b>											
Cholera	...	...	...	...	...	...	...	52.17	56.00	...	61.84
Euteric Fever	...	...	...	...	83.33	60.67	16.72	28.57	18.37	82.35	37.02
Remittent and Continued Fevers	...	...	...	...	43	1.28	34	75	67	75	81
Apoplexy	...	...	...	...	50.00	29.00	33.33	62.50	44.00	50.00	43.68
Delirium Tremens	...	...	...	...	8.33	...	7.14	...	3.03	5.41	3.07
Dysentery	...	...	...	...	3.76	5.12	1.33	4.45	3.98	2.08	3.20
Hepatitis	...	...	...	...	4.32	6.48	3.49	3.53	4.90	4.50	4.10
Respiratory Diseases	...	...	...	...	23	30	85	...	59	34	1.11
Phthisis Pulmonalis	...	...	...	...	19.10	9.88	6.15	7.14	10.48	11.90	12.62



EUROPEAN TROOPS, 1873.  
XX.

TABLE showing the GENERAL STATISTICS of SICKNESS and MORTALITY in the PRINCIPAL MILITARY STATIONS of the THREE PRESIDENCIES.

STATIONS.	Period of Observation.	Average Strength during the period of occupation.	DAILY SICK PER 1,000 OF THE AVERAGE STRENGTH IN EACH MONTH.												Average Daily Sick per 1,000 of Strength for the period of occupation.	Admission-rate per 1,000 of Strength for the period of occupation.	DIED PER 1,000 OF THE AVERAGE STRENGTH.					
																	Cholera.	B.		C.		
			Jan.	Feb.	Mar.	April.	May.	June.	July.	Aug.	Sept.	Oct.	Nov.	Dec.				1. In Hospital.	2. Out of Hospital.		All Causes.	
BENGAL PROVER.																						
Fort William	For the Year	829	89.9	92.9	62.1	69.1	72.5	80.4	106.6	87.2	83.7	79.5	69.5	58.7	76.8	1353.9	1.16	6.69	9.31	1.16	6.69	9.31
Dum-Dum	"	641	43.3	28.2	23.6	31.7	39.1	30.3	43.5	40.2	48.7	46.1	43.1	37.6	37.4	628.7	1.56	12.48	14.04	1.56	12.48	14.04
Barrackpore	"	400	48.1	53.4	48.7	52.4	59.3	57.5	46.6	56.1	56.4	39.1	45.1	45.2	50.0	1767.5	2.50	22.50	25.00	2.50	22.50	25.00
GANGNETT PROVINCES.																						
Hazarebaugh	11 Months, Jan. to Oct. and Dec.	827	37.9	42.3	42.2	38.6	34.1	34.1	29.8	50.1	45.3	42.1	...	38.0	39.0	806.2	6.84	6.84	6.84	6.84	6.84	6.84
Dinapore	For the Year	728	47.2	64.6	67.4	53.3	51.0	50.0	58.2	62.3	58.6	38.6	36.6	27.6	23.6	1106.4	2.75	17.86	21.98	2.75	17.86	21.98
Besraes	"	474	59.4	51.2	61.1	49.2	47.2	45.5	45.5	45.5	45.5	45.5	45.5	45.5	45.5	1088.6	4.22	8.44	12.66	4.22	8.44	12.66
Chyab	"	68	45.5	29.3	30.6	40.5	36.3	45.5	45.5	45.5	45.5	45.5	45.5	45.5	44.1	2161.7	14.71	29.42	44.12	14.71	29.42	44.12
Frabad	"	819	61.4	73.7	103.6	91.4	84.2	78.3	61.6	59.5	59.3	47.1	58.1	47.9	67.5	1829.1	...	29.67	29.67	...	29.67	29.67
Lucknow	"	2,255	44.8	40.2	45.0	49.3	58.9	58.9	58.9	58.9	58.9	58.9	58.9	58.9	58.9	1206.7	5.77	16.43	23.85	5.77	16.43	23.85
Seetapore	"	30.0	44.2	59.1	40.8	45.4	64.0	56.6	56.6	56.6	56.6	56.6	56.6	56.6	56.6	1031.7	16.07	16.07	16.07	16.07	16.07	16.07
Patna	"	319	24.2	27.2	30.4	40.7	52.8	63.4	68.7	69.2	45.9	42.1	48.1	44.9	44.9	1134.8	12.64	12.64	12.64	12.64	12.64	12.64
Patna	"	856	89.9	81.9	70.6	85.3	81.4	79.3	87.8	77.7	89.3	85.5	116.7	84.9	84.1	1037.4	5.84	14.02	18.81	5.84	14.02	18.81
Alahabad	"	1,923	78.4	89.6	81.0	69.1	53.6	70.3	81.3	76.2	88.0	92.5	101.5	89.9	81.1	1805.4	4.59	17.59	22.48	4.59	17.59	22.48
ROHILKHAND AND MIERUT.																						
Shahjahanpore	"	229	47.6	38.7	38.5	65.1	58.2	71.0	65.1	53.3	47.3	35.3	47.3	54.5	48.0	777.3	13.10	13.10	13.10	13.10	13.10	13.10
Shahjahanpore	"	768	42.9	35.2	31.2	30.8	25.7	39.8	43.8	61.9	59.4	38.7	31.6	29.1	39.1	671.1	...	3.91	3.91	...	3.91	3.91
Moradabad	"	186	33.7	4.8	19.2	41.3	41.2	36.3	31.1	51.1	52.1	31.3	29.7	42.8	39.1	738.4	10.25	10.25	10.25	10.25	10.25	10.25
Moradabad	"	328	41.9	34.3	31.5	26.7	16.0	16.0	16.0	24.5	32.9	44.2	29.6	40.5	29.1	582.4	2.64	2.64	2.64	2.64	2.64	2.64
Moradabad	"	1,486	59.2	45.6	42.7	44.6	35.2	56.4	68.7	63.6	67.1	73.0	85.4	66.1	58.5	1375.3	14.13	14.13	14.13	14.13	14.13	14.13
Delhi	"	474	52.7	39.0	29.4	35.9	45.2	56.7	48.7	55.0	63.7	96.4	89.1	125.0	59.1	1509.6	...	29.64	29.64	...	29.64	29.64
Muttra	10 Months, March to December.	463	...	...	41.6	52.7	63.6	60.1	53.3	49.0	60.2	56.7	47.8	59.9	43.4	818.4	...	14.90	14.90	...	14.90	14.90
AGRA AND CENTRAL INDIA.																						
Agra	For the Year	1,068	25.4	31.0	42.1	39.8	50.9	53.7	59.5	62.6	63.4	67.7	49.9	31.4	46.0	824.4	...	4.50	4.50	...	4.50	4.50
Moradabad	"	1,068	49.0	42.2	46.2	40.6	39.7	47.7	54.7	53.0	55.7	46.1	43.7	32.1	46.8	968.1	...	15.92	15.92	...	15.92	15.92
Gwalior	"	211	41.3	34.4	44.4	49.5	52.3	52.3	52.3	52.6	46.8	40.3	34.2	40.0	46.7	590.7	...	18.69	18.69	...	18.69	18.69
Jhansi	"	385	32.1	44.4	49.2	72.2	67.0	54.1	44.4	57.1	119.5	89.1	47.1	38.4	57.3	2183.5	...	6.88	6.88	...	6.88	6.88
Norwag	"	524	63.7	67.1	56.7	60.6	63.4	57.3	71.9	68.3	61.2	73.4	59.2	31.7	58.4	1652.5	...	10.95	10.95	...	10.95	10.95
Sagar	"	284	49.1	32.1	31.5	30.6	35.3	30.6	42.4	49.0	63.9	61.3	65.6	75.5	43.7	1477.1	...	6.08	6.08	...	6.08	6.08
Jabalpore	"	553	18.3	13.1	10.1	10.3	16.3	16.3	18.1	37.9	59.7	50.6	57.7	52.0	30.7	637.1	...	3.82	3.82	...	3.82	3.82
PUNJAB.																						
Umballa	For the Year	1,435	97.2	33.8	37.5	47.2	46.1	41.6	48.4	53.9	61.5	58.3	39.9	57.7	48.8	1,658.3	...	11.85	11.85	...	11.85	11.85
Jalandhar	"	738	76.9	91.3	77.3	55.4	46.8	53.6	51.1	63.9	74.4	66.2	41.6	46.8	62.3	1,260.8	...	10.85	10.85	...	10.85	10.85
Fatehpore	"	1,101	96.2	48.6	69.8	53.1	46.2	51.2	59.9	69.7	87.1	83.7	43.7	35.8	53.2	1,030.6	...	16.23	16.23	...	16.23	16.23
Mosla	"	786	76.9	63.6	69.9	60.8	88.6	89.6	99.3	90.6	91.4	81.7	41.4	116.3	81.4	1,831.8	...	11.45	11.45	...	11.45	11.45
Dera Esmail Khan	"	140	105.1	45.0	10.1	49.4	59.2	40.0	52.3	50.3	102.3	61.2	41.2	41.8	40.4	1,055.9	...	19.80	19.80	...	19.80	19.80
Saakote	"	1,045	41.3	33.1	36.1	69.2	63.5	62.8	58.7	62.4	61.5	58.9	46.2	41.8	51.7	1,319.6	...	7.00	7.00	...	7.00	7.00
Umritsar	"	325	33.4	39.1	40.1	40.2	44.6	49.0	47.6	47.6	109.4	107.7	69.6	68.2	59.6	1,124.9	...	14.04	14.04	...	14.04	14.04
Fort Lohore	"	86	36.3	58.1	55.3	70.6	53.5	49.0	47.6	47.6	109.4	107.7	69.6	68.2	59.6	1,124.9	...	24.88	24.88	...	24.88	24.88
Mosla	"	1,681	74.0	72.7	38.4	48.8	53.5	49.0	63.1	62.9	168.0	133.5	102.1	113.9	51.5	3,017.7	...	21.28	21.28	...	21.28	21.28
Rawal Pindoo	"	1,698	38.3	49.0	49.1	53.6	43.4	50.3	43.0	49.9	63.8	60.9	45.9	45.2	45.2	1,167.4	...	10.07	10.07	...	10.07	10.07
Campbellpore	"	155	47.3	47.3	54.1	62.9	43.9	30.7	43.5	62.5	67.3	19.0	19.0	35.8	62.1	1,067.8	...	7.47	7.47	...	7.47	7.47
Attock	"	177	64.0	58.0	64.9	46.8	46.8	70.3	46.8	47.1	64.7	73.9	43.2	43.2	61.1	1,998.5	...	...	...	...	...	...
Norwag	"	669	33.4	35.8	40.7	49.4	56.4	61.1	68.0	56.6	60.4	62.4	55.3	43.4	53.3	2,038.4	...	...	...	...	...	...
Peshawar	"	1,653	55.3	39.3	45.9	53.9	43.9	62.8	59.6	61.3	53.4	61.3	53.3	53.3	54.3	2,205.0	...	...	...	...	...	...
Akora	6 Months, May to October	65	...	...	...	...	...	...	...	...	...	...	...	...	...	843.3	...	16.31	16.31	...	16.31	16.31



[illegible]



# EUROPEAN TROOPS, 1873.

## XXI.

TABLE showing the *RATIO* in which the *PRINCIPAL DISEASES* have contributed to make up the *ADMISSION-RATE* of the *YEAR* in the *CHIEF MILITARY STATIONS* of the *THREE PRESIDENCIES*.

STATIONS.	Average Strength during the period of occupation.	ADMITTED INTO HOSPITAL PER 1,000 OF AVERAGE STRENGTH.											Admitted per 1,000 of the Average Strength from all Causes.
		Cholera.	Heat Apoplexy.	Fever.	Dysentery.	Diarrhoea.	Hepatitis.	Rheumatism.	Veneral Diseases.	Diseases of the Respiratory Organs.	Ophthalmia.	All other Causes.	
BENGAL PROPER.													
Fort William	859	3.5	...	339.9	48.9	43.1	85.0	62.9	159.5	80.3	7.0	523.8	1333.3
Dum-Dum	641	...	...	106.1	21.8	12.5	53.1	34.3	120.1	14.0	9.4	257.4	628.7
Barrackpore	460	...	7.5	516.0	115.0	93.0	140.0	59.0	147.5	52.5	10.0	640.0	1767.5
GANGETIC PROVINCES.													
Hazareebaugh (11 months)	877	...	...	188.1	9.1	18.2	49.0	27.4	163.1	52.5	83.2	305.6	896.2
Dinapore	728	4.1	4.1	394.2	46.7	34.3	52.2	49.4	195.1	44.0	22.0	350.3	1198.4
Benares	474	14.8	4.2	97.0	33.8	44.3	46.4	40.1	293.2	69.6	12.7	432.5	1088.6
Chunar	68	...	73.5	470.6	102.9	88.2	44.1	132.4	250.0	117.6	...	882.4	2161.7
Fyzabad	919	1.1	2.2	537.5	20.7	60.0	35.9	54.4	446.1	97.9	38.1	525.6	1829.1
Lucknow	2,255	7.1	7.1	336.6	44.8	82.5	55.9	38.1	178.7	82.9	22.2	440.8	1206.7
Seetapore	609	1.7	6.7	245.3	33.3	30.0	25.0	143.3	131.7	35.0	11.7	376.0	1031.7
Futtehghur	319	...	3.1	253.9	25.1	25.1	43.9	50.2	363.6	60.2	15.7	394.0	1134.8
Cawnpore	856	7.0	2.3	316.6	38.6	98.1	51.4	95.8	365.7	56.1	22.2	483.6	1537.4
Allahabad	1,023	4.9	11.7	547.4	58.7	77.2	64.5	75.3	247.3	98.7	33.2	686.5	1805.4
ROHILKUND AND MEERUT.													
Shahjehanpore	229	...	...	179.0	8.7	96.1	46.8	78.6	61.1	21.8	17.5	257.7	777.3
Bareilly	768	...	...	186.2	29.9	58.6	35.2	48.2	119.8	91.1	11.7	290.4	871.1
Moradabad	196	...	...	179.5	76.9	...	39.8	25.6	169.2	20.5	20.5	215.4	738.4
Roorkee	378	...	...	232.8	15.9	23.8	37.1	34.4	119.0	119.0	29.1	341.3	952.4
Meerut	1,486	7	4.7	686.4	40.4	107.0	51.8	68.7	158.8	84.8	24.9	347.2	1075.4
Delhi	474	...	6.3	664.6	48.5	78.1	90.7	57.0	128.7	97.0	21.1	377.6	1069.6
Muttra (10 months)	408	...	15.0	222.2	10.7	51.3	29.9	66.2	109.0	49.1	10.7	254.3	819.4
AGRA AND CENTRAL INDIA.													
Agra	1,088	...	...	138.8	14.7	44.1	41.4	21.1	229.8	34.0	24.8	275.7	824.4
Morar	1,068	...	2.8	389.5	14.0	29.0	41.2	45.0	152.6	34.6	19.3	249.1	958.1
Gwalior Citadel	321	3.1	3.1	364.5	3.1	34.1	34.3	43.6	84.1	46.7	28.1	352.0	990.7
Jhansi	436	...	2.3	1149.1	11.5	29.8	25.2	96.3	181.2	153.7	29.8	504.6	2183.5
Nowgong	274	...	3.7	627.7	14.6	47.5	43.8	69.3	349.1	91.2	21.9	419.7	1682.5
Saugor	394	...	...	812.2	22.9	2.5	106.6	38.1	172.6	71.1	15.2	236.0	1477.1
Jubbulpore	553	9.0	1.8	249.5	23.5	36.2	45.2	23.5	85.0	28.9	...	195.5	687.1
PUNJAB.													
Umballa	1,435	7	1.4	425.8	36.2	44.6	67.6	84.3	165.2	108.0	18.8	515.7	1468.3
Jullundur	738	...	1.3	275.1	8.1	21.7	54.2	69.4	162.6	71.8	17.6	248.0	926.8
Perozepore	1,109	...	4.4	235.3	12.6	37.0	50.5	85.7	129.9	65.8	7.2	402.2	1090.6
Mooltan	786	...	1.3	692.1	42.0	12.7	129.8	47.1	128.5	131.0	16.5	330.8	1531.8
Dera Ismael Khan	101	...	...	831.7	29.7	79.2	59.4	9.9	8.9	108.9	...	277.2	1403.9
Sealkote	1,045	...	1.0	584.7	25.8	43.8	61.2	68.9	100.5	80.4	24.9	323.4	1319.6
Umritsur	255	...	14.0	1028.1	17.5	17.5	17.5	17.5	259.7	7.0	24.6	221.1	1624.5
Meeran Meer	1,081	...	2.8	1057.4	27.8	77.7	46.2	57.3	184.7	139.7	13.9	446.8	2934.0
Rawalpindie	1,688	...	6	405.2	23.7	32.0	40.9	68.1	94.2	129.1	17.4	379.2	1183.4
Campbellpore	155	...	...	329.0	6.5	38.7	31.3	6.5	77.4	25.8	77.4	374.2	957.8
Attock	177	...	11.3	1158.2	28.2	33.9	67.8	73.4	113.9	73.4	5.7	361.6	1926.5
Nowshera	669	...	3.0	1194.3	26.9	55.3	37.4	52.3	151.0	119.6	35.9	352.7	2028.4
Peshawar	1,683	...	8.3	1490.2	20.8	33.9	30.3	47.5	94.5	114.7	25.0	339.8	2865.0
Cherat (6 months)	679	...	...	552.3	29.4	11.8	5.9	36.8	23.6	20.6	7.4	135.5	823.3
HILL STATIONS.													
Darjeeling	82	...	...	24.4	24.4	...	36.6	134.2	146.3	24.4	...	170.7	561.0
Raneekhet	625	...	1.6	140.8	30.4	134.4	40.0	46.4	164.8	102.4	9.6	512.0	982.4
Chuckrata	823	...	...	106.9	10.9	14.6	21.9	46.2	71.7	77.7	6.1	169.4	516.4
Dugshale (10 months)	1,036*	...	...	578.2	28.0	32.8	29.9	84.9	169.9	75.3	16.4	283.8	1299.2
Sabathoo (11 months)	822	...	1.2	311.4	19.3	15.8	39.4	37.7	93.7	118.0	6.1	206.8	839.4
Jutogh	89	...	...	33.7	22.5	11.2	101.1	33.7	224.7	22.5	...	269.7	719.1
Dharmasalla (8 months)	117	...	...	42.7	...	59.8	...	...	76.9	25.6	...	359.5	555.5
Dalhousie (Road-making Detachments—8 months)	134	...	...	328.3	7.5	134.3	...	22.4	194.5	7.5	22.4	158.7	783.6
Murree Hills (8 months)	1,002	...	1.0	483.0	4.0	14.0	41.9	42.9	106.8	99.8	17.0	208.6	1019.0

\* Her Majesty's 37th Regiment from Meeran Meer.



STATIONS.	Average Strength during the period of occupation.	ADMITTED INTO HOSPITAL PER 1,000 OF AVERAGE STRENGTH.											Admitted per 1,000 of the Average Strength from all Causes.
		Cholera.	Heat Apoplexy.	Fever.	Dysentery.	Diarrhea.	Hepatitis.	Rheumatism.	Veneral cases.	Diseases of the Respiratory Organs.	Ophthalmia.	All other Causes.	
CONVALESCENT DEPOTS.													
Darjeeling Depot (9 months)	112	...	...	241.1	9.0	71.4	71.4	29.8	116.1	35.7	...	223.2	794.7
Nyneer Tal " (10 months)	250	...	...	98.0	...	52.0	52.0	96.0	309.0	124.0	29.0	544.0	1300.0
Landour " (9 months)	196	...	...	229.6	45.9	...	117.4	25.5	56.1	35.7	...	269.2	719.4
Kussowlie " (8 months)	449	...	...	240.5	6.7	98.0	71.3	78.0	118.0	69.1	11.1	369.7	1053.4
Dalhousie " (8 months)	429	...	...	123.5	16.3	79.3	23.3	39.6	118.9	46.6	7.0	153.9	608.4
Murree " (8 months)	477	...	6.3	603.9	16.8	37.7	71.3	106.9	56.6	159.3	14.7	438.1	1513.6
RAJPOOTANA, MALWA, SCINDE, AND ADEN.													
Nussecrabad	558	...	5.1	551.0	11.9	49.3	54.4	35.7	231.3	89.0	29.4	426.9	1466.0
Neemuch	452	...	6.8	1123.9	28.8	35.4	50.9	75.2	245.6	137.2	13.3	402.6	2119.5
Indore	107	...	9.3	594.7	9.3	65.4	18.7	56.1	149.6	37.4	9.3	383.2	1243.0
Mhow	1,346	...	7	419.0	27.5	42.3	71.3	40.9	155.3	75.0	29.0	401.2	1262.2
Deesa (10 months)	748	...	5.3	863.6	6.7	40.1	46.8	41.4	76.2	125.7	24.1	357.0	1586.9
Ahmedabad and Baroda	264	...	7.6	947.0	22.7	115.0	45.5	132.6	149.1	56.8	26.5	628.8	2132.6
Kurrachee and Ghizree	744	...	1.3	478.5	32.3	63.2	22.8	45.7	91.4	82.0	14.8	348.1	1180.1
Hyderabad	393	...	12.7	498.7	28.0	28.0	7.6	68.7	198.5	56.0	17.8	508.9	1424.9
Aden	738	...	7.9	549.9	38.3	54.1	76.5	59.1	126.6	35.6	5.3	422.2	1357.5
DECCAN AND NAGPORE.													
Bombay	441	...	...	506.9	56.7	47.6	104.3	70.3	226.7	65.8	9.1	374.1	1521.5
Asserghar (11 months)	109	...	18.5	601.8	138.9	18.5	92.6	64.8	231.5	101.9	27.8	277.8	1574.1
Ahmednuggur	286	...	...	279.7	7.0	31.5	7.0	21.0	118.9	41.9	21.5	370.6	902.1
Poona and Kirkee	2,656	...	4	304.2	27.1	32.0	43.3	48.2	232.7	61.0	43.3	371.2	1163.4
Sattara (11 months)	193	...	...	388.0	51.8	25.9	88.1	31.1	243.5	57.0	5.2	139.9	1031.1
Belgaum (10 months)	1,064	...	...	67.4	7.5	16.0	21.6	31.0	174.8	22.6	12.2	142.9	516.0
SECUNDERABAD AND KAMPTEE.													
Secunderabad	2,421	...	1.7	185.9	116.1	108.2	91.3	61.5	114.8	76.0	16.1	513.0	1284.6
Kamptee	1,061	...	2.8	917.5	32.0	63.1	24.5	41.5	194.2	73.5	27.3	515.6	1917.0
SOUTHERN INDIA.													
Billary	940	...	...	148.9	17.0	29.8	22.3	23.4	367.0	24.5	44.7	312.8	990.4
Bangalore	1,807	...	6	183.7	75.8	48.1	52.0	44.3	164.4	53.7	37.1	449.3	1109.0
Cannanore	631	...	...	247.2	271.0	169.6	223.4	55.5	96.7	76.1	4.7	637.1	1781.3
Mallapooram	81	...	...	37.0	395.1	222.2	148.2	37.0	86.4	37.0	...	444.5	1407.4
Calicut	81	...	21.7	197.5	123.5	172.8	111.1	12.3	148.2	74.1	...	679.0	1543.2
Trichinopoly	288	...	6.9	152.8	90.3	17.4	76.4	31.2	163.2	34.7	3.5	878.5	1454.9
St. Thomas' Mount	351	...	8.6	148.1	58.3	99.7	76.9	42.7	145.3	37.0	8.6	567.0	1222.2
Madras	801	...	1.2	78.7	36.2	29.0	66.2	91.1	118.6	45.0	6.2	690.5	1053.7
BURMAN AND PEGU.													
Rangoon	916	...	5.5	98.3	66.6	113.5	52.4	41.5	133.2	81.9	8.7	520.7	1122.3
Toungoo	475	6.3	4.2	51.7	259.0	56.8	164.2	25.3	124.2	19.0	4.2	153.7	871.6
Thayetmyo	583	34.3	1.7	99.5	30.9	61.8	69.0	53.2	41.6	66.6	15.4	451.1	999.1
Port Blair	102	...	...	58.8	...	9.8	88.2	9.8	29.4	19.6	19.6	156.9	392.1
HILL STATIONS AND DEPOTS.													
Taraghur, Ajmere (8 months)	39	...	...	256.4	...	51.3	128.2	153.8	51.3	102.6	...	692.3	1435.9
Mount Abu (11 months)	152	...	...	1559.2	6.6	46.0	39.5	78.9	98.7	39.5	32.9	491.3	2302.6
Poorundhur	33	...	...	575.8	30.3	30.3	60.6	30.3	121.2	30.3	...	484.8	1363.6
PACHMURREE (MADRAS TROOPS, 7 MONTHS.)													
Pachmuree (Madras Troops, 7 months.)	146	...	...	904.2	6.8	68.5	27.4	6.8	109.6	6.8	13.7	315.1	1454.9
Ramandroog	50	...	...	320.0	...	69.0	...	29.0	69.0	100.0	40.0	360.0	960.0
Wellington	456	...	...	231.6	46.1	59.2	105.3	131.6	157.9	103.1	24.1	614.0	1475.9



EUROPEAN TROOPS, 1873.

## XXII.

TABLE showing the MORTALITY in each STATION, the CAUSES of DEATH, and the RATIO of DEATHS to STRENGTH.

[illegible]



STATIONS.	Average Strength.	CAUSES OF DEATHS.																			Total Deaths.	DIED PER 1,000 OF STRENGTH.					
		Cholera.	Smallpox.	Enteric Fever.	Intermittent Fever.	Remittent Fever.	Continued Fever.	Apoplexy.	Delirium Tremens.	Dysentery.	Diarrhoea.	Hepatitis.	Spleen Disease.	Respiratory Diseases.	Heart Diseases.	Phthisis Pulmonalis.	Dropsy.	Scurvy.	Atrophy and Anæmia.	Wounds and Accidents.		All other causes.	Died out of Hospital.	A. Cholera.	B. All other Causes.		
																									1. In Hos- pital.	2. Out of Hos- pital.	C. All Causes.
On the march, &c., Bombay Presidency, Desaltee Depôt, Bombay Troops	...	...	...	...	...	...	1	...	...	1	...	1	...	...	...	...	...	...	...	...	1	2	4	...	...	...	...
Poona Depôt, " "	...	...	...	...	...	...	...	...	...	...	1	...	...	1	1	...	...	1	...	...	...	...	4	...	...	...	...
Colaba Depôt, " "	...	...	...	...	...	...	...	...	...	...	...	...	...	...	...	...	1	...	...	...	...	...	...	...	...	...	...
On the march, &c., Madras Presidency Poonamallee and Presidency Depôts Desaltee Depôt, Madras Troops	...	42	...	...	...	...	...	1	...	3	...	1	...	6	...	...	...	...	...	...	1	2	10	...	...	...	...
Poona and Bombay Depôts, " "	...	...	...	...	...	...	42	3	...	1	...	...	...	...	...	...	...	...	...	...	...	12	...	...	...	...	...
Nusserabad	588	...	2	...	1	...	1	1	...	...	...	...	2	...	...	...	...	...	...	...	...	7	...	1170	...	1170	
Nemuch	452	...	1	...	1	1	1	1	...	4	...	...	...	...	...	...	...	...	...	...	1	9	...	1770	221	1991	
Indore	107	...	...	...	...	...	1	1	...	...	...	...	1	1	...	...	...	...	...	...	...	3	...	2801	...	2801	
Mhow	1,346	...	4	1	1	1	1	1	...	5	...	...	2	1	...	...	...	1	1	2	...	19	...	1263	149	1412	
Dera (10 months)	748	...	1	...	...	4	1	1	...	...	1	...	2	...	...	...	...	...	...	1	1	13	...	1604	134	1738	
Ahmedabad and Baroda	264	...	1	...	...	...	...	...	...	...	...	...	...	...	...	...	...	...	...	...	1	...	379	...	379		
Kurrachee and Ghizree	744	...	1	...	...	1	...	...	...	1	...	...	2	...	...	...	...	...	...	3	...	8	...	1075	...	1075	
Hyderabad	393	...	...	...	...	1	...	...	...	...	...	...	1	...	...	...	...	...	...	...	3	...	764	...	764		
Aden	758	...	...	...	...	3	1	...	...	2	...	...	2	1	...	...	...	...	...	1	1	11	...	1319	132	1451	
	5,275	...	10	...	2	...	13	2	5	...	12	1	8	8	...	...	...	...	...	1	6	5	74	...	1308	95	1403
Bombay	441	...	...	...	...	...	...	...	...	1	...	1	1	...	...	...	...	...	...	2	...	5	...	1134	...	1134	
Asserghur (11 months)	108	...	...	...	1	...	...	...	...	1	...	...	...	...	...	...	...	...	...	...	2	...	2	...	1832	...	1832
Ahmednuggur	286	...	...	...	...	...	...	...	...	...	...	...	...	...	...	...	...	...	...	...	...	...	...	...	...	...	...
Poona and Kirkee	2,656	...	2	...	...	1	1	...	...	7	...	...	1	2	...	...	...	1	...	3	...	18	...	678	...	678	
Sattara (11 months)	193	...	...	...	...	...	...	...	...	1	...	...	...	...	...	...	...	...	...	...	4	...	2972	...	2972		
Belgaum (10 months)	1,664	...	...	...	...	...	...	...	...	...	...	...	...	...	...	...	...	...	...	...	1	3	...	188	94	282	
Secunderabad	2,421	...	...	...	...	1	22	...	19	...	1	3	1	...	...	...	...	...	...	...	5	54	...	2923	207	2230	
Kamptee	1,601	...	1	...	...	...	...	...	1	...	...	...	...	...	...	...	...	...	...	...	5	12	...	600	471	1131	
	8,682	...	1	4	...	8	2	23	...	39	...	2	9	3	...	1	1	5	11	100	...	...	...	1101	136	1237	
Bellary	940	...	...	...	2	...	1	...	3	...	...	2	1	...	...	...	...	...	...	3	2	14	...	1276	213	1489	
Bangalore	1,807	...	...	...	1	...	3	...	3	...	2	1	...	...	...	...	...	...	...	1	4	15	...	609	221	830	
Cannanore	631	...	6	...	...	...	1	...	6	...	...	2	...	...	...	...	...	...	...	...	16	...	...	2536	...	2536	
Mallapooram	81	...	...	...	...	...	...	...	1	...	...	...	...	...	...	...	...	...	...	...	1	...	...	1235	...	1235	
Calicut	81	...	...	...	...	...	...	...	...	...	...	...	...	...	...	...	...	...	...	...	...	...	...	...	...	...	
Trichinopoly	288	...	...	...	...	2	1	...	1	...	...	...	...	...	...	...	...	...	...	1	1	7	...	2984	347	2431	
St. Thomas' Mount	351	...	...	...	...	...	...	...	...	...	...	...	...	...	...	...	...	...	...	...	2	4	...	570	570	1140	
Madras	801	...	...	...	...	1	...	...	...	...	...	...	2	1	...	...	...	...	...	1	1	6	...	621	125	749	
	4,979	...	6	...	2	3	1	6	...	14	...	2	8	4	...	...	...	...	...	7	10	63	...	1084	201	1265	
Rangoon	916	...	1	...	...	2	4	...	5	...	3	...	2	1	...	...	...	...	...	1	...	2	16	...	1679	218	1747
Tongoo	475	...	...	...	...	2	...	...	...	...	...	...	...	...	...	...	...	...	...	...	...	9	...	1895	...	1895	
Thayetmye	683	...	1	...	1	...	...	...	1	...	...	...	5	...	...	...	...	...	...	1	1	23	2068	1716	171	3945	
Port Blair	102	...	...	...	...	...	...	...	...	...	...	...	1	...	...	...	...	...	...	...	1	2	...	980	980	1960	
	2,976	...	2	...	1	5	...	9	...	6	...	8	1	...	...	...	...	...	...	1	1	4	50	578	1637	130	2408
Taranghur, Ajmere (8 months)	39	...	...	...	...	...	...	...	...	...	...	2	...	...	...	...	...	...	...	...	...	2	...	5128	...	5128	
Mount Aboe (11 months)	52	...	...	...	...	...	...	...	...	...	...	1	1	...	...	...	...	...	...	...	1	5	...	2031	658	3289	
Poorandhar	33	...	...	...	...	...	...	...	...	...	...	...	...	...	...	...	...	...	...	...	...	...	...	...	...	...	...
Puchmuree (7 months)	146	...	...	...	...	...	...	...	...	...	...	...	...	...	...	...	...	...	...	...	...	...	...	...	...	...	...
Ramanadroog	50	...	...	...	...	...	...	...	...	...	...	...	...	...	...	...	...	...	...	...	...	...	...	...	...	...	...
Wellington	456	...	1	...	1	...	1	...	2	...	1	2	1	...	...	...	...	...	...	...	9	...	...	1974	...	1974	
AS FOR THE YEAR	790	...	1	...	1	...	1	...	4	...	2	3	1	...	...	2	...	1	...	1	16	...	...	1898	127	2025	

ARMIES.	Average Strength.	CAUSES OF DEATHS.																			Total Deaths.	DIED PER 1,000 OF STRENGTH.					
		Cholera.	Smallpox.	Enteric Fever.	Intermittent Fever.	Remittent Fever.	Continued Fever.	Apoplexy.	Delirium Tremens.	Dysentery.	Diarrhoea.	Hepatitis.	Spleen Disease.	Respiratory Diseases.	Heart Diseases.	Phthisis Pulmonalis.	Dropsy.	Scurvy.	Atrophy and Anæmia.	Wounds and Accidents.		All other causes.	Died out of Hospital.	A. Cholera.	B. All other Causes.		
																									1. In Hos- pital.	2. Out of Hos- pital.	C. All Causes.
ARMY OF BENGAL	36,097	33	16	56	7	28	16	50	...	29	6	66	1	42	52	44	1	1	...	...	...	59	564	90	1289	161	1540
ARMY OF MADRAS	11,487	14	1	9	...	4	4	11	...	42	...	46	...	4	12	13	...	...	...	...	...	26	210	122	1489	227	1829
ARMY OF BOMBAY	10,666	...	14	...	...	6	...	15	...	6	1	34	1	4	13	11	...	...	...	...	...	9	125	...	988	84	1172
ARMY OF INDIA	68,760	47	11	79	7	38	20	76	4	77	6	137	2	50	90	68	1	3	2	5	81	94	809	80	1289	161	1530



# EUROPEAN TROOPS, 1873.

## XXIII.

TABLE showing the PREVALENCE of CHOLERA in each MONTH and the DISTRIBUTION of the DISEASE by STATIONS and PROVINCES.

STATIONS.	Average Strength.	NUMBER OF ADMISSIONS INTO HOSPITAL IN EACH MONTH.												Total Admissions of the Year.	Admission-rate per 1,000 of Strength.	Number of Deaths.	Death-rate per 1,000 of Strength.
		Jan.	Feb.	Mar.	April.	May.	June.	July.	Aug.	Sept.	Oct.	Nov.	Dec.				
Deolalee Depot (Bengal Troops)	...	...	...	...	...	...	...	...	...	...	...	...	...	...	...	...	...
Poona and Bombay Depôts (Bengal Troops)	...	...	...	...	...	...	...	...	...	...	...	...	...	...	...	...	...
Troops marching, Bengal and N. W. P.	...	...	...	...	...	...	...	...	...	...	...	1	...	1	...	1	...
Recruits, Invalids, &c.	...	...	...	...	...	...	...	...	...	...	...	...	...	...	...	...	...
Fort William	859	...	...	...	...	...	1	...	...	1	...	...	1	3	...	1	...
Dum-Dum	641	...	...	...	...	...	...	...	...	...	...	...	...	...	...	...	...
Barrackpore	490	...	...	...	...	...	...	...	...	...	...	...	...	...	...	...	...
	1,990	...	...	...	...	...	1	...	...	1	...	...	1	3	1.6	1	53
Hazareebagh (11 months)	877	...	...	...	...	...	...	...	...	...	...	...	...	...	...	...	...
Dinapore	728	...	...	...	1	...	2	...	...	...	...	...	...	3	...	1	...
Benares	474	...	...	...	...	1	...	...	6	...	...	...	...	7	...	2	...
Chunar	68	...	...	...	...	...	...	...	...	...	...	...	...	...	...	...	...
Fyzabad	919	...	...	...	...	...	...	...	...	...	...	1	...	1	...	...	...
Lucknow	2,255	...	...	...	...	...	...	...	...	2	1	13	...	16	4	13	...
Seetapore	600	...	...	...	...	...	...	...	1	...	...	...	...	1	...	...	...
Puttebghur	319	...	...	...	...	...	...	...	...	...	...	...	...	...	...	...	...
Cawnpore	856	...	...	...	...	...	...	...	2	4	...	...	...	6	...	5	...
Allahabad	1,023	...	...	...	...	...	1	1	1	2	...	...	...	5	...	5	...
	8,049	...	...	...	1	1	3	1	10	8	1	14	...	39	4.9	26	3.23
Shahjehanpore	229	...	...	...	...	...	...	...	...	...	...	...	...	...	...	...	...
Bareilly	768	...	...	...	...	...	...	...	...	...	...	...	...	...	...	...	...
Moradabad	185	...	...	...	...	...	...	...	...	...	...	...	...	...	...	...	...
Roorkee	378	...	...	...	...	...	...	...	...	...	...	...	...	...	...	...	...
Morad	1,696	...	...	...	...	...	...	...	...	...	1	...	...	1	...	1	...
Delhi	474	...	...	...	...	...	...	...	...	...	...	...	...	...	...	...	...
Muttra (10 months)	468	...	...	...	...	...	...	...	...	...	...	...	...	...	...	...	...
	3,920	...	...	...	...	...	...	...	...	...	1	...	...	1	2	1	25
Agra	1,088	...	...	...	...	...	...	...	...	...	...	...	...	...	...	...	...
Morad	1,668	...	...	...	...	...	...	...	...	...	...	...	...	...	...	...	...
Gwalior Citadel	321	...	...	...	...	...	...	1	...	...	...	...	...	1	...	...	...
Jhansi	436	...	...	...	...	...	...	...	...	...	...	...	...	...	...	...	...
Nawabpore	274	...	...	...	...	...	...	...	...	...	...	...	...	...	...	...	...
Saugor	394	...	...	...	...	...	...	...	...	...	...	...	...	...	...	...	...
Jubbulpore	553	...	...	...	...	...	...	...	...	4	1	...	...	5	...	4	...
	4,133	...	...	...	...	...	...	1	...	4	1	...	...	6	1.4	4	97
Umhalla	1,435	...	...	...	...	...	...	...	...	1	...	...	...	1	...	...	...
Jullundur	738	...	...	...	...	...	...	...	...	...	...	...	...	...	...	...	...
Ferozapore	1,180	...	...	...	...	...	...	...	...	...	...	...	...	...	...	...	...
Mooltan	786	...	...	...	...	...	...	...	...	...	...	...	...	...	...	...	...
Dera Ismael Khan	101	...	...	...	...	...	...	...	...	...	...	...	...	...	...	...	...
Sealkote	1,045	...	...	...	...	...	...	...	...	...	...	...	...	...	...	...	...
Umarpur	283	...	...	...	...	...	...	...	...	...	...	...	...	...	...	...	...
Fort Lahore	86	...	...	...	...	...	...	...	...	...	...	...	...	...	...	...	...
Meer Meer	1,081	...	...	...	...	...	...	...	...	...	...	...	...	...	...	...	...
Rawal Pindie	1,888	...	...	...	...	...	...	...	...	...	...	...	...	...	...	...	...
Campbellpore	155	...	...	...	...	...	...	...	...	...	...	...	...	...	...	...	...
Attock	177	...	...	...	...	...	...	...	...	...	...	...	...	...	...	...	...
Nowshera	669	...	...	...	...	...	...	...	...	...	...	...	...	...	...	...	...
Peshawar	1,683	...	...	...	...	...	...	...	...	...	...	...	...	...	...	...	...
Cherat (6 months)	679	...	...	...	...	...	...	...	...	...	...	...	...	...	...	...	...
Troops on the march, Punjab	...	...	...	...	...	...	...	...	...	...	...	...	...	...	...	...	...
Recruits, Invalids, &c., Punjab	...	...	...	...	...	...	...	...	...	...	...	...	...	...	...	...	...
	12,181	...	...	...	...	...	...	...	...	1	...	...	...	1	1	...	...
Darjeeling	82	...	...	...	...	...	...	...	...	...	...	...	...	...	...	...	...
Raneekhet	625	...	...	...	...	...	...	...	...	...	...	...	...	...	...	...	...
Chuckrata	813	...	...	...	...	...	...	...	...	...	...	...	...	...	...	...	...
Dagshale (10 months)	1,006	...	...	...	...	...	...	...	...	...	...	...	...	...	...	...	...
Subathoo (11 months)	822	...	...	...	...	...	...	...	...	...	...	...	...	...	...	...	...
Jutogh	89	...	...	...	...	...	...	...	...	...	...	...	...	...	...	...	...
Kangra	50	...	...	...	...	...	...	...	...	...	...	...	...	...	...	...	...
Dharmasalla (8 months)	117	...	...	...	...	...	...	...	...	...	...	...	...	...	...	...	...
Dalhousie (8 months)	134	...	...	...	...	...	...	...	...	...	...	...	...	...	...	...	...
Murree (8 months)	1,902	...	...	...	...	...	...	...	...	...	...	...	...	...	...	...	...
AS FOR 12 MONTHS	4,149	...	...	...	...	...	...	...	...	...	...	...	...	...	...	...	...
Darjeeling Depot (9 months)	112	...	...	...	...	...	...	...	...	...	...	...	...	...	...	...	...
Nynee Tal (10 months)	250	...	...	...	...	...	...	...	...	...	...	...	...	...	...	...	...
Landsur (9 months)	196	...	...	...	...	...	...	...	...	...	...	...	...	...	...	...	...
Kussowlee (8 months)	449	...	...	...	...	...	...	...	...	...	...	...	...	...	...	...	...
Dalhousie (8 months)	429	...	...	...	...	...	...	...	...	...	...	...	...	...	...	...	...
Murree (8 months)	477	...	...	...	...	...	...	...	...	...	...	...	...	...	...	...	...
FOR SEASON OF OCCUPATION	2,062	...	...	...	...	...	...	...	...	...	...	...	...	...	...	...	...
BENGAL PRESIDENCY	36,617	...	...	...	1	1	4	2	10	14	3	15	1	51	1.4	33	90



STATIONS.	Average Strength.	NUMBER OF ADMISSIONS INTO HOSPITAL IN EACH MONTH.												Total Admissions of the Year.	Admission-rate per 1,000 of Strength.	Number of Deaths.	Death-rate per 1,000 of Strength.
		Jan.	Feb.	Mar.	April.	May.	June.	July.	Aug.	Sept.	Oct.	Nov.	Dec.				
Troops on march, Bombay Presidency	...	...	...	...	...	...	...	...	...	...	...	...	...	...	...	...	...
Desolace Depot, Bombay Troops	...	...	...	...	...	...	...	...	...	...	...	...	...	...	...	...	...
Poona	...	...	...	...	...	...	...	...	...	...	...	...	...	...	...	...	...
Colaba	...	...	...	...	...	...	...	...	...	...	...	...	...	...	...	...	...
Troops on march, Madras Presidency	...	...	...	...	...	...	...	...	...	...	...	...	...	...	...	...	...
Poonamallee and Presidency Depots	...	...	...	...	...	...	...	...	...	...	...	...	...	...	...	...	...
Desolace Depot (Madras Troops)	...	...	...	...	...	...	...	...	...	...	...	...	...	...	...	...	...
Poona and Bombay Depots (Madras Troops)	...	...	...	...	...	...	...	...	...	...	...	...	...	...	...	...	...
Nusseershad	...	...	...	...	...	...	...	...	...	...	...	...	...	...	...	...	...
Neemuch	...	...	...	...	...	...	...	...	...	...	...	...	...	...	...	...	...
Indore	...	...	...	...	...	...	...	...	...	...	...	...	...	...	...	...	...
Mhow	...	...	...	...	...	...	...	...	...	...	...	...	...	...	...	...	...
Dacca (10 months)	...	...	...	...	...	...	...	...	...	...	...	...	...	...	...	...	...
Ahmedabad and Baroda	...	...	...	...	...	...	...	...	...	...	...	...	...	...	...	...	...
Kurrachee and Ghizree	...	...	...	...	...	...	...	...	...	...	...	...	...	...	...	...	...
Hyderabad	...	...	...	...	...	...	...	...	...	...	...	...	...	...	...	...	...
Aden	...	...	...	...	...	...	...	...	...	...	...	...	...	...	...	...	...
	5,275	...	...	...	...	...	...	...	...	...	...	...	...	...	...	...	...
Bombay	...	...	...	...	...	...	...	...	...	...	...	...	...	...	...	...	...
Asserghar (11 months)	...	...	...	...	...	...	...	...	...	...	...	...	...	...	...	...	...
Ahmednuggur	...	...	...	...	...	...	...	...	...	...	...	...	...	...	...	...	...
Poona and Kirkee	...	...	...	...	...	...	...	...	...	...	...	...	...	...	...	...	...
Sattara (11 months)	...	...	...	...	...	...	...	...	...	...	...	...	...	...	...	...	...
Belgaum (10 months)	...	...	...	...	...	...	...	...	...	...	...	...	...	...	...	...	...
Secunderabad	...	...	...	...	...	...	...	...	...	...	...	...	...	...	...	...	...
Kamptec	...	...	...	...	...	...	...	...	...	...	...	...	...	...	...	...	...
	8,082	...	...	...	...	...	...	...	...	...	...	...	...	...	...	...	...
Bellary	...	...	...	...	...	...	...	...	...	...	...	...	...	...	...	...	...
Bangalore	...	...	...	...	...	...	...	...	...	...	...	...	...	...	...	...	...
Cannanore	...	...	...	...	...	...	...	...	...	...	...	...	...	...	...	...	...
Malapporom	...	...	...	...	...	...	...	...	...	...	...	...	...	...	...	...	...
Calicut	...	...	...	...	...	...	...	...	...	...	...	...	...	...	...	...	...
Trichinopoly	...	...	...	...	...	...	...	...	...	...	...	...	...	...	...	...	...
St. Thomas' Mount	...	...	...	...	...	...	...	...	...	...	...	...	...	...	...	...	...
Madras	...	...	...	...	...	...	...	...	...	...	...	...	...	...	...	...	...
	4,979	...	...	...	...	...	...	...	...	...	...	...	...	...	...	...	...
Rangoon	...	...	...	...	...	...	...	...	...	...	...	...	...	...	...	...	...
Toungoo	...	...	...	...	...	...	...	...	...	...	...	...	...	...	...	...	...
Thayetmye	...	...	...	...	...	...	...	...	...	...	...	...	...	...	...	...	...
Port Blair	...	...	...	...	...	...	...	...	...	...	...	...	...	...	...	...	...
	2,076	...	...	...	...	...	...	...	...	...	...	...	...	...	...	...	...
Taraghur, Ajmere (8 months)	...	...	...	...	...	...	...	...	...	...	...	...	...	...	...	...	...
Mount Abu (11 months)	...	...	...	...	...	...	...	...	...	...	...	...	...	...	...	...	...
Poorundhar	...	...	...	...	...	...	...	...	...	...	...	...	...	...	...	...	...
Puchmuree (Madras Troops) (7 months)	...	...	...	...	...	...	...	...	...	...	...	...	...	...	...	...	...
Ramandroog	...	...	...	...	...	...	...	...	...	...	...	...	...	...	...	...	...
Wellington	...	...	...	...	...	...	...	...	...	...	...	...	...	...	...	...	...
AVERAGE FOR THE YEAR	790	...	...	...	...	...	...	...	...	...	...	...	...	...	...	...	...

ARMIES.	Average Strength.	NUMBER OF ADMISSIONS INTO HOSPITAL IN EACH MONTH.												Total Admissions of the Year.	Admission-rate per 1,000 of Strength.	Number of Deaths.	Death-rate per 1,000 of Strength.
		Jan.	Feb.	Mar.	April.	May.	June.	July.	Aug.	Sept.	Oct.	Nov.	Dec.				
ARMY OF BENGAL	36,617	...	...	...	1	1	4	2	10	14	3	15	1	51	1.4	33	.90
ARMY OF MADRAS	11,497	...	...	...	12	1	4	6	...	...	...	1	1	25	2.2	14	1.22
ARMY OF BOMBAY	10,665	...	...	...	...	...	...	...	...	...	...	...	...	...	...	...	...
ARMY OF INDIA	58,769	...	...	...	13	2	8	8	10	14	3	16	2	76	1.3	47	.80



EUROPEAN TROOPS, 1873.

## XXIV.

TABLE showing the PREVALENCE of DENGUE in each MONTH and the DISTRIBUTION of the DISEASE  
by STATIONS and PROVINCES.

[illegible]



STATIONS.	Average Strength for the period of occupation.	NUMBER OF ADMISSIONS INTO HOSPITAL IN EACH MONTH.												Total Admissions of the Year.	Admission-rate per 1,000 of Strength.	Number of Deaths.	Death-rate per 1,000 of Strength.
		Jan.	Feb.	Mar.	April.	May.	June.	July.	Aug.	Sept.	Oct.	Nov.	Dec.				
Troops marching, Bombay	...	...	...	...	...	...	...	...	...	...	...	...	...	...	...	...	...
Doolie Depôt, Bombay Troops	...	...	...	...	...	...	...	...	...	...	...	...	...	...	...	...	...
Poona Depôt,	...	...	...	...	...	...	...	...	...	...	...	...	...	...	...	...	...
Colaba Depôt,	51	...	...	...	...	...	...	...	...	...	...	...	...	...	...	...	...
Troops marching, Madras	...	...	...	...	...	...	...	...	...	...	...	...	...	...	...	...	...
Poonamallee and Presidency Depôts	139	...	...	...	...	...	...	...	...	...	...	...	...	...	...	...	...
Doolie Depôt, Madras Troops	...	...	...	...	...	...	...	...	...	...	...	...	...	...	...	...	...
Poona and Bombay Depôts, Madras Troops	...	...	...	...	...	...	...	...	...	...	...	...	...	...	...	...	...
Naseerabad	588	11	...	...	...	...	...	...	...	...	...	...	...	11	...	...	...
Neemuch	452	...	...	...	...	...	...	...	...	...	...	...	...	...	...	...	...
Indore	107	...	...	...	...	...	...	...	...	...	...	...	...	...	...	...	...
Mhow	1,346	...	...	...	...	...	...	...	...	...	...	...	...	...	...	...	...
Dessa (10 months)	748	...	...	...	...	...	...	...	...	...	...	...	...	...	...	...	...
Ahmedabad and Baroda	264	...	...	...	...	...	...	...	...	...	...	...	...	...	...	...	...
Kurrachee and Ghizree	744	4	...	...	...	...	...	...	...	...	...	...	...	4	...	...	...
Hyderabad	393	3	...	...	...	...	...	...	...	...	...	...	...	3	...	...	...
Aden	758	...	...	...	...	2	10	9	...	...	...	...	...	21	...	...	...
	5,275	18	...	...	...	2	10	9	...	...	6	5	...	30	9.5	...	...
Bombay	441	...	...	...	...	...	...	...	...	...	1	...	...	1	...	...	...
Asserghur (11 months)	168	1	...	...	...	...	...	...	...	...	...	...	...	1	...	...	...
Ahmadnagar	296	...	...	...	...	...	...	...	...	...	...	...	...	...	...	...	...
Poona and Kirkee	2,656	...	...	...	...	...	...	...	...	...	...	...	...	...	...	...	...
Sattara (11 months)	193	...	...	...	...	...	...	...	...	...	...	...	...	...	...	...	...
Belgaum (10 months)	1,064	...	...	...	...	...	...	...	...	...	...	...	...	...	...	...	...
Secunderabad	2,421	1	...	...	...	...	...	1	...	...	...	...	...	2	...	...	...
Kamptec	1,001	...	...	...	...	...	...	17	27	13	21	2	...	80	...	...	...
	8,082	2	...	...	...	...	...	18	27	13	22	2	...	84	10.4	...	...
Bellary	990	...	...	...	...	...	...	...	...	...	...	...	...	...	...	...	...
Bangalore	1,807	...	...	19	...	...	...	...	...	...	...	...	...	8	27	...	...
Cannanore	631	...	...	...	...	...	...	...	...	...	...	...	...	...	...	...	...
Mallapuram	81	...	...	...	...	...	...	...	...	...	...	...	...	...	...	...	...
Calicut	81	...	...	...	...	...	...	...	...	...	...	...	...	...	...	...	...
Trichinopoly	288	70	4	7	...	...	...	...	...	...	...	...	...	81	...	...	...
St. Thomas' Mount	351	2	2	10	1	...	...	...	...	...	...	...	...	15	...	...	...
Madras	891	...	...	...	...	...	...	...	...	...	...	...	...	...	...	...	...
	4,979	72	6	36	1	...	...	...	...	...	...	...	...	8	123	24.7	...
Rangoon	916	...	...	...	1	1	6	7	57	34	...	...	...	106	...	...	...
Toungoo	475	...	...	...	...	...	...	...	...	...	...	...	...	...	...	...	...
Thayetmyo	583	...	...	...	...	...	...	...	...	...	...	...	...	...	...	...	...
Port Blair	102	...	...	...	...	...	...	...	...	...	...	...	...	...	...	...	...
	2,076	...	...	...	1	1	6	7	57	34	...	...	...	106	51.0	...	...
Taragbur, Ajmere (8 months)	39	...	...	...	...	...	...	...	...	...	...	...	...	...	...	...	...
Mount Aboo (11 months)	152	...	...	...	...	...	...	...	...	...	...	...	...	...	...	...	...
Poorandhar	33	...	...	...	...	...	...	...	...	...	...	...	...	...	...	...	...
Pachmurree (Madras Troops) (7 months)	146	...	...	...	...	...	...	...	...	...	...	...	...	...	...	...	...
Ramandroog	59	...	...	...	...	...	...	...	...	...	...	...	...	...	...	...	...
Wellington	456	...	...	...	...	...	...	...	...	...	...	...	...	...	...	...	...
AVERAGE FOR THE YEAR	790	...	...	...	...	...	...	...	...	...	...	...	...	...	...	...	...

ARMIES.	Average Strength.	NUMBER OF ADMISSIONS INTO HOSPITAL IN EACH MONTH.												Total Admissions of the Year.	Admission-rate per 1,000 of Strength.	Number of Deaths.	Death-rate per 1,000 of Strength.
		Jan.	Feb.	Mar.	April.	May.	June.	July.	Aug.	Sept.	Oct.	Nov.	Dec.				
ARMY OF BENGAL	30,617	10	2	1	...	1	...	22	2	...	2	1	...	41	1.1	...	...
ARMY OF MADRAS	11,487	73	6	36	2	1	6	25	84	47	21	2	8	311	27.1	...	...
ARMY OF BOMBAY	10,065	19	...	...	...	2	10	9	...	...	7	5	...	82	4.9	...	...
ARMY OF INDIA	58,799	102	8	37	2	4	16	56	89	47	30	8	8	494	6.9	...	...



# EUROPEAN TROOPS, 1873.

## XXV.

TABLE showing the PREVALENCE of ENTERIC FEVER and the DISTRIBUTION of the DISEASE by STATIONS and PROVINCES.

STATIONS.	Average Strength for the period of occupation.	NUMBER OF ADMISSIONS INTO HOSPITAL IN EACH MONTH.												Total Admissions of the Year.	Admission-rate per 1,000 of Strength.	Number of Deaths.	Death-rate per 1,000 of Strength.
		Jan.	Feb.	Mar.	April.	May.	June.	July.	Aug.	Sept.	Oct.	Nov.	Dec.				
Doonlee Depdt (Bengal Troops)	.....	...	...	...	...	...	...	...	...	...	...	...	...	...	...	...	...
Poona and Bombay Depdts (Bengal Troops)	.....	...	...	...	...	...	...	...	...	...	...	...	...	...	...	...	...
Troops on march, Bengal and North-Western Provinces	.....	...	...	...	...	...	...	...	...	...	...	...	...	...	...	...	...
Recruits, Invalids, &c.	.....	...	...	1	...	...	...	...	...	...	...	...	...	1	...	...	...
Fort William	850	...	...	...	...	...	...	...	...	...	...	...	...	...	...	...	...
Dum-Dum	641	...	1	...	...	...	...	...	...	...	...	...	...	1	...	1	...
Barrackpore	400	...	...	...	...	...	...	...	...	...	...	...	...	...	...	...	...
	1,900	...	1	...	...	...	...	...	...	...	...	...	...	1	5	1	53
Hazareebaugh (11 months)	877	...	...	...	...	1	...	1	3	...	...	...	...	6	...	2	...
Dinapore	728	...	1	1	...	...	1	...	...	1	...	...	...	4	...	1	...
Benares	474	...	...	...	...	...	...	...	...	1	...	...	...	1	...	1	...
Chunar	68	...	...	...	...	...	...	...	...	...	...	...	...	...	...	...	...
Fyzabad	919	5	...	...	5	4	1	1	1	2	3	1	2	25	...	12	...
Lucknow	2,255	3	...	1	7	8	1	1	1	1	1	...	2	25	...	10	...
Sectapore	600	...	...	1	...	...	1	2	...	...	...	1	...	6	...	3	...
Fatehghur	319	...	...	...	1	...	...	...	...	...	1	...	...	3	...	1	...
Cawnpore	856	...	...	...	1	...	...	...	...	...	1	1	...	3	...	1	...
Allahabad	1,023	...	...	...	...	...	...	1	...	...	1	...	...	2	...	1	...
	8,049	8	1	3	13	13	4	6	5	4	6	3	4	70	87	31	385
Shahjehanpore	329	...	...	...	...	...	...	...	...	...	...	...	...	...	...	...	...
Bareilly	768	...	...	...	...	...	...	...	2	...	...	...	...	2	...	...	...
Moradabad	195	...	...	...	...	...	...	...	...	...	...	...	...	1	...	...	...
Rooskee	378	...	...	...	...	...	...	...	...	...	...	...	...	...	...	...	...
Meerut	1,486	...	...	...	2	4	1	1	...	8	...	1	2	19	...	6	...
Delhi	474	...	...	...	...	...	...	...	...	...	...	...	...	...	...	...	...
Muttra (10 months)	468	...	...	...	...	...	...	...	...	1	...	...	...	1	...	1	...
	3,920	...	...	...	2	4	1	1	2	10	...	1	2	23	59	7	179
Agra	1,088	...	...	...	2	...	...	...	...	...	...	...	...	2	...	...	...
Morar	1,068	...	...	...	...	...	...	...	...	...	...	...	...	...	...	...	...
Gwalior Citadel	321	...	...	...	...	...	...	...	...	...	...	...	...	...	...	...	...
Jhansi	436	...	...	...	...	...	...	...	...	...	...	...	...	...	...	...	...
Nowgong	274	...	...	...	...	...	...	...	...	...	1	...	...	1	...	...	...
Saugor	394	...	...	...	...	...	...	...	...	...	...	...	...	...	...	...	...
Jubbulpore	553	...	...	...	...	...	...	...	...	...	...	...	...	...	...	...	...
	4,133	...	...	...	2	...	...	...	...	...	1	...	...	3	7	...	...
Umballa	1,435	...	1	1	3	1	...	...	...	1	4	...	...	11	...	2	...
Jullundur	738	...	...	1	...	...	...	...	...	...	...	...	...	1	...	...	...
Ferozepore	1,100	...	...	...	...	...	...	...	1	...	...	...	...	1	...	1	...
Nooltan	786	...	...	...	...	...	...	1	...	...	...	...	...	1	...	...	...
Dera Ismael Khan	101	...	...	...	...	...	...	...	...	...	...	...	...	...	...	...	...
Sealkote	1,045	...	...	...	...	...	...	...	...	1	...	...	1	2	...	...	...
Unrisur	285	...	...	...	...	...	...	...	...	...	...	...	...	...	...	...	...
Fort Lahore	86	...	...	...	...	...	...	...	...	...	...	...	...	...	...	...	...
Meeran Meer	1,081	...	...	...	...	1	1	...	...	...	...	...	...	2	...	2	...
Bawal Pindie	1,688	...	...	...	1	2	...	...	...	2	...	1	...	6	...	4	...
Campbellpore	155	...	...	...	...	...	...	...	...	...	...	...	...	...	...	...	...
Attock	177	...	...	...	...	...	...	...	...	...	...	...	...	...	...	...	...
Nowshera	669	...	...	...	...	...	...	...	...	...	...	...	...	...	...	...	...
Peshawar	1,653	1	...	1	1	...	...	...	...	...	...	1	...	4	...	2	...
Cherat (6 months)	679	...	...	...	...	...	1	...	...	1	...	...	...	2	...	1	...
Troops on march, Punjab	.....	...	...	1	...	...	...	...	...	...	...	...	...	1	...	...	...
Recruits, Invalids, &c.	.....	...	...	...	...	...	...	...	...	...	...	...	...	...	...	...	...
	12,141	1	1	4	5	4	2	1	1	5	4	2	1	31	25	13	107
Darjeeling	82	...	...	...	...	...	...	...	...	...	...	...	...	...	...	...	...
Raneekhet	625	...	...	...	...	1	...	2	...	...	...	...	...	3	...	1	...
Chuckrata	823	...	...	...	...	...	...	...	...	...	...	...	...	...	...	...	...
Dagbhalie (10 months)	1,036	...	...	...	...	...	...	...	...	...	...	...	...	...	...	...	...
Subathoo (11 months)	822	...	...	...	1	...	1	4	2	...	...	...	...	8	...	2	...
Jutogh	89	...	...	...	...	...	...	...	...	...	...	...	...	...	...	...	...
Kangra	50	...	...	...	...	...	...	...	...	...	...	...	...	...	...	...	...
Dharmasalla (8 months)	117	...	...	...	...	...	...	...	...	...	...	...	...	...	...	...	...
Dalhousie (8 months)	134	...	...	...	...	...	...	...	...	...	...	...	...	...	...	...	...
Murree Hills (8 months)	1,002	...	...	...	...	...	...	1	...	...	...	...	...	1	...	...	...
As for 12 MONTHS	4,149	...	...	...	1	1	1	7	2	...	...	...	...	12	29	3	72
Darjeeling Depdt (9 months)	112	...	...	...	...	...	...	...	...	...	...	...	...	...	...	...	...
Nynee Tal " (10 months)	250	...	...	...	...	1	...	...	...	...	...	...	...	1	...	...	...
Landour " (9 months)	196	...	...	...	...	...	...	...	...	...	...	...	...	...	...	...	...
Kusnowlie " (8 months)	449	...	...	...	...	...	...	1	1	...	...	...	...	2	...	1	...
Dalhousie " (9 months)	429	...	...	...	...	...	...	...	...	...	...	...	...	...	...	...	...
Murree " (8 months)	477	...	...	...	...	...	...	...	...	...	...	...	...	...	...	...	...
FOR SEASON OF OCCUPATION	2,052	...	...	...	...	1	...	1	1	...	...	...	...	3	15	1	49



# STATE OF THE SERVICE

1873.

STATIONS.	Average Strength for the period of occupation.	NUMBER OF ADMISSIONS INTO HOSPITAL IN EACH MONTH.												Total Admissions of the Year.	Admission-rate per 1,000 of Strength.	Number of Deaths.	Death-rate per 1,000 of Strength.
		Jan.	Feb.	Mar.	Apr.	May.	June.	July.	Aug.	Sept.	Oct.	Nov.	Dec.				
Troops on march, Bombay Presidency	...	...	...	...	...	...	...	...	...	...	...	...	...	...	...	...	...
Deolalie Depot, Bombay Troops	...	...	...	...	...	...	...	...	...	...	...	...	...	...	...	...	...
Poona " "	...	...	...	...	...	...	...	...	...	...	...	...	...	...	...	...	...
Colaba " "	51	...	...	...	...	...	...	...	...	...	...	...	...	...	...	...	...
Troops on march, Madras Presidency	...	...	...	...	...	...	...	...	...	...	...	...	...	...	...	...	...
Poonamallee and Presidency Depots	139	...	...	...	...	...	...	...	...	...	...	...	...	...	...	...	...
Deolalie Depot, Madras Troops	...	...	...	...	...	...	...	...	...	...	...	...	...	...	...	...	...
Poona and Bombay Depots, Madras Troops	...	...	...	...	...	...	...	...	...	...	...	...	...	...	...	...	...
Nussersabad	548	...	...	...	...	...	...	...	...	1	...	...	...	1	...	2	...
Neemuch	452	...	...	...	...	...	...	...	...	...	...	...	...	...	...	1	...
Indore	107	...	...	...	...	...	...	...	...	...	...	...	...	...	...	...	...
Mhow	1,346	1	1	...	2	1	1	1	...	...	...	...	...	7	...	4	...
Dessa (10 months)	758	...	...	...	...	...	...	...	1	...	...	...	...	1	...	1	...
Ahmedabad and Baroda	264	...	...	...	...	...	...	...	...	1	...	...	...	1	...	1	...
Kurrachee and Ghizree	744	...	1	1	...	...	...	...	...	...	...	...	...	2	...	1	...
Hyderabad	393	...	...	...	...	...	...	...	...	...	...	...	...	...	...	...	...
Adra	758	...	...	...	...	...	...	...	...	...	...	...	...	...	...	...	...
	5,275	1	2	1	2	1	1	1	1	2	...	...	...	13	23	10	190
Bombay	441	...	...	...	...	...	...	...	...	...	...	...	...	...	...	...	...
Asserghur (11 months)	108	...	...	...	...	...	...	...	...	...	...	...	...	...	...	...	...
Ahmednuggur	286	...	...	...	...	...	...	...	...	...	...	...	...	...	...	...	...
Poona and Kirkee	2,656	1	...	...	1	1	1	...	...	...	...	...	...	4	...	2	...
Sattara (11 months)	193	...	1	...	...	...	...	...	...	...	...	...	...	1	...	2	...
Belgaum (10 months)	1,064	...	...	...	...	...	...	...	...	...	...	...	...	...	...	...	...
Secunderabad	2,421	...	...	...	...	...	...	...	1	...	...	...	...	1	...	...	...
Kamptee	1,061	...	...	...	...	...	...	...	...	...	...	...	...	...	...	...	...
	8,082	1	1	...	1	1	1	...	1	...	...	...	...	6	7	4	50
Bellary	940	...	...	...	...	...	...	...	...	...	...	...	...	...	...	...	...
Bangalore	1,807	...	...	1	...	1	...	...	1	6	...	...	...	9	...	...	...
Cannanore	631	8	8	2	6	1	...	...	...	3	...	...	...	28	...	6	...
Mallapooram	81	...	...	...	...	...	...	...	...	...	...	...	...	...	...	...	...
Calicut	81	...	...	...	...	...	...	...	...	...	...	...	...	...	...	...	...
Trichinopoly	288	...	...	...	...	...	...	...	...	...	...	...	...	...	...	...	...
St. Thomas' Mount	351	...	...	...	...	...	...	...	...	...	...	...	...	...	...	...	...
Madras	801	...	...	...	...	...	...	...	...	...	...	...	...	...	...	...	...
	4,979	8	8	3	6	2	...	...	1	9	...	...	...	37	74	6	121
Rangoon	916	...	...	3	...	1	...	1	...	...	...	...	...	5	...	1	...
Toungoo	475	...	...	...	...	...	...	1	...	...	...	...	...	1	...	...	...
Thaketymyo	583	...	...	...	...	...	...	...	...	...	...	...	...	...	...	...	...
Port Blair	102	...	...	...	...	...	...	...	...	...	...	...	...	...	...	...	...
	2,076	...	...	3	...	1	...	2	1	...	...	...	...	7	34	2	56
Taraghur, Ajmere (8 months)	39	...	...	...	...	...	...	...	...	...	...	...	...	...	...	...	...
Mount Abu (11 months)	152	...	...	...	...	...	...	...	...	...	...	...	...	...	...	...	...
Poorundhur	33	...	...	...	...	...	...	...	...	...	...	...	...	...	...	...	...
Puchmurree (Madras Troops, 7 months)	146	...	...	...	...	...	...	...	...	...	...	...	...	...	...	...	...
Ramandroog	59	...	...	...	...	...	...	...	...	...	...	...	...	...	...	...	...
Wellington	456	...	...	2	...	1	1	...	...	...	...	...	...	4	...	1	...
AVERAGE FOR THE YEAR	709	...	...	2	...	1	1	...	...	...	...	...	...	4	51	1	127

ARMIES.	Average Strength.	NUMBER OF ADMISSIONS INTO HOSPITAL IN EACH MONTH.												Total Admissions of the Year.	Admission-rate per 1,000 of Strength.	Number of Deaths.	Death-rate per 1,000 of Strength.
		Jan.	Feb.	Mar.	Apr.	May.	June.	July.	Aug.	Sept.	Oct.	Nov.	Dec.				
ARMY OF BENGAL	36,617	9	3	8	23	23	5	16	11	19	11	6	7	144	39	56	1.63
ARMY OF MADRAS	11,487	8	8	8	6	4	1	2	3	9	...	...	...	49	42	9	.78
ARMY OF BOMBAY	19,065	2	3	1	3	2	2	1	1	2	...	...	...	17	18	14	1.31
ARMY OF INDIA	58,769	10	14	17	32	29	11	19	15	39	11	6	7	210	36	79	1.34



# EUROPEAN TROOPS, 1873.

## XXVI.

TABLE showing the PREVALENCE of FEVER in each MONTH and the DISTRIBUTION of FEVERS by STATIONS and PROVINCES.

(Excluding Enteric Fever, which is shown separately in Table XXV.)

STATIONS.	Average Strength for the period of occupation.	NUMBER OF ADMISSIONS INTO HOSPITAL IN EACH MONTH.												Total Admissions of the Year.	Admission-rate per 1,000 of Strength.	Number of Deaths.	Death-rate per 1,000 of Strength.
		Jan.	Feb.	Mar.	April.	May.	June.	July.	Aug.	Sept.	Oct.	Nov.	Dec.				
Deolade Depot (Bengal Troops)	...	6	10	2	...	...	...	...	...	...	...	9	3	30	...	...	...
Poona and Bombay Depots (Bengal Troops)	...	...	...	...	1	1	...	...	...	...	...	...	...	2	...	...	...
Troops on march, Bengal and N. W. P.	...	11	5	...	...	...	...	...	...	...	...	26	32	74	...	...	...
Recruits, Invalids, &c., Bengal and N. W. P.	...	...	4	1	...	...	...	...	...	...	...	...	...	5	...	...	...
Fort William	859	16	15	16	26	15	34	55	40	39	11	13	12	292	...	...	...
Dum-Dum	641	5	3	1	2	1	4	12	8	7	5	14	5	67	...	3	...
Barrackpore	400	16	14	19	17	27	15	23	9	15	12	21	16	204	...	2	...
	1,900	37	32	36	45	43	53	90	57	61	28	48	33	561	2963	5	263
Hazareebagh (11 months)	877	3	6	11	11	8	13	19	18	40	27	...	4	160	...	...	...
Dinapore	729	16	15	20	21	29	39	36	31	49	17	7	9	283	...	1	...
Benares	474	1	2	4	6	3	5	4	3	6	5	3	3	45	...	1	...
Chunar	68	...	...	...	2	...	...	1	7	5	1	2	4	32	...	...	...
Fyzabad	919	12	9	13	109	109	53	50	47	35	10	13	9	469	...	...	...
Lucknow	2,255	18	26	69	113	87	113	94	73	67	42	21	21	734	...	...	...
Sertapore	600	3	3	12	26	19	18	22	16	13	2	6	1	141	...	...	...
Futtehghur	319	7	2	9	4	2	8	17	6	5	10	6	5	81	...	...	...
Cawnpore	856	15	17	9	53	30	15	41	24	28	20	10	2	268	...	1	...
Allahabad	1,923	49	27	36	39	34	59	71	56	58	55	49	34	558	...	2	...
	8,049	116	107	187	384	321	324	361	296	287	189	117	92	2,771	3443	5	62
Shahjehanpore	229	3	1	6	7	4	6	...	2	4	3	2	3	41	...	...	...
Bareilly	768	5	6	6	17	14	10	32	16	18	5	5	7	141	...	...	...
Meerut	195	2	...	2	4	2	2	4	4	9	5	1	...	35	...	1	...
Meerut	378	6	2	6	12	1	1	1	5	14	9	7	23	87	...	...	...
Meerut	1,486	47	28	48	70	80	66	52	110	155	187	113	45	1,001	...	2	...
Delhi	474	15	6	6	26	25	24	7	62	63	30	34	34	315	...	1	...
Muttra (10 months)	468	...	...	5	16	11	11	11	11	8	11	7	9	103	...	...	...
	3,920	78	43	82	152	137	129	107	165	270	283	165	121	1,723	4395	4	102
Agra	1,088	4	6	14	10	9	15	14	23	17	12	15	10	149	...	...	...
Morar	1,088	14	15	13	39	19	44	29	39	107	68	23	15	416	...	5	...
Gwalior Citadel	321	9	9	10	11	16	10	5	8	14	11	7	7	117	...	1	...
Jhansi	436	46	25	39	35	18	25	15	60	135	60	44	9	591	...	1	...
Nowgong	274	14	15	9	12	11	12	11	15	31	27	14	...	171	...	1	...
Sangot	394	25	14	6	22	22	24	26	19	61	42	25	34	329	...	2	...
Jubbulpore	553	9	9	2	5	7	5	4	15	23	26	13	15	133	...	...	...
	4,133	121	93	93	125	102	135	104	169	388	246	141	90	1,807	4372	10	242
Umthalla	1,135	11	14	31	73	63	49	81	51	126	46	21	28	600	...	2	...
Jullundur	738	18	4	10	18	24	21	13	15	22	11	20	26	292	...	1	...
Ferozepore	1,169	4	4	13	43	19	31	36	44	42	9	10	5	260	...	4	...
Meerut	796	36	16	18	55	41	52	62	28	114	69	32	20	543	...	2	...
Dera Ismael Khan	101	6	1	1	3	4	4	6	7	26	11	11	4	84	...	...	...
Sealkote	1,045	43	39	32	88	75	68	68	65	76	33	20	17	600	...	...	...
Umritsar	285	5	4	1	11	17	26	27	39	69	50	34	10	293	...	2	...
Port Lahore	86	7	3	6	15	6	12	8	18	30	19	20	42	196	...	1	...
Meerut Meer	1,081	70	46	23	45	66	61	43	298	430	469	352	271	2,114	...	9	...
Rawal Pindie	1,688	26	20	23	63	28	27	43	66	106	117	77	32	678	...	...	...
Campbellpore	155	2	...	5	4	4	10	9	5	4	3	3	2	51	...	...	...
Attock	177	41	7	11	11	9	11	16	6	16	39	29	18	205	...	...	...
Nowshera	669	75	31	13	46	47	36	56	33	65	125	166	102	799	...	...	...
Peshawar	1,653	171	106	85	232	176	142	235	115	291	421	443	147	2,594	...	1	...
Cherat (6 months)	679	...	...	...	...	84	81	98	50	36	24	...	...	373	...	...	...
Troops on march, Punjab	...	28	18	60	16	...	...	...	...	...	...	23	104	249	...	...	...
Recruits, Invalids, &c., Punjab	...	...	...	...	...	...	...	...	...	...	...	...	...	17	...	...	...
	12,181	543	394	335	723	663	631	801	843	1,441	1,387	1,268	828	9,767	8018	22	181
Darjeeling	82	...	...	...	...	...	...	...	1	...	...	...	1	2	...	...	...
Raneekhet	625	3	6	5	9	10	21	12	6	3	...	5	2	85	...	...	...
Chuckrata	823	4	1	10	29	9	4	7	4	9	3	3	3	88	...	...	...
Dagshala (10 months)	1,006	2	...	31	112	93	95	93	56	45	23	27	12	691	...	2	...
Subathoo (11 months)	822	2	6	7	22	33	32	61	34	27	16	7	3	250	...	1	...
Jutogh	89	...	...	...	...	...	1	2	...	...	...	...	...	3	...	...	...
Kangra	50	...	...	...	1	...	1	1	...	9	18	5	1	36	...	...	...
Dharmasalla (8 months)	117	...	...	...	1	...	1	2	...	1	...	...	...	5	...	...	...
Dalhousie (8 months)	134	...	...	...	6	11	6	8	5	5	2	1	...	41	...	1	...
Murree Hills (8 months)	1,092	...	...	...	15	38	55	107	98	111	35	18	6	433	...	1	...
AS FOR 12 MONTHS	4,140	11	13	55	195	194	216	283	204	220	102	66	28	1,397	3849	5	121
Darjeeling Depot (9 months)	112	...	...	...	8	6	5	2	2	2	1	1	...	27	...	...	...
Nynee Tal (10 months)	250	2	1	...	11	3	1	3	...	1	1	1	...	24	...	...	...
Lambour (9 months)	196	1	...	...	11	10	7	8	3	2	2	1	1	46	...	...	...
Russowlee (8 months)	449	1	3	...	6	10	32	27	13	11	4	3	1	111	...	...	...
Dalhousie (8 months)	429	...	1	1	10	2	29	11	3	3	3	1	4	59	...	...	...
Murree (8 months)	477	...	...	...	53	38	26	52	68	35	14	3	...	290	...	...	...
FOR SEASON OF OCCUPATION	2,052	4	5	1	99	69	91	103	89	54	25	10	6	556	2582	...	...



STATIONS.	Average Strength for the period of occupation.	NUMBER OF ADMISSIONS INTO HOSPITAL IN EACH MONTH.												Total Admissions of the Year.	Admission-rate per 1,000 of Strength.	Number of Deaths.	Death-rate per 1,000 of Strength.
		Jan.	Feb.	Mar.	April.	May.	June.	July.	Aug.	Sept.	Oct.	Nov.	Dec.				
Troops on march, (Bombay Presidency.)	...	4	2	...	...	...	...	...	...	...	...	67	143	196	...	...	...
Deolai Depot, (Bombay Troops)	...	1	1	...	1	...	3	5	3	2	4	6	1	27	...	...	...
Poona Depot	...	...	...	1	1	...	...	...	...	1	...	1	...	4	...	...	...
Colaba Depot	51	...	2	1	2	2	1	2	...	4	4	3	1	22	...	...	...
Troops on march (Madras Presidency)	...	10	5	5	...	...	...	...	...	...	...	1	12	42	...	...	...
Poonamallee and Presidency Depots	139	3	3	10	1	2	2	8	...	3	3	1	...	36	...	...	...
Deolai Depot (Madras Troops)	...	...	...	...	...	...	...	...	...	...	...	...	...	...	...	...	...
Poona and Bombay Depots (Madras Troops)	...	...	...	...	...	...	...	...	...	...	...	...	...	...	...	...	...
Nusserebad	588	28	25	16	33	58	31	20	26	39	25	13	9	323	...	1	...
Nemuch	452	16	7	8	23	39	27	48	31	119	59	108	41	598	...	...	...
Indore	167	4	8	4	6	3	4	5	2	9	3	3	3	54	...	...	...
Mhow	1,346	13	8	10	41	26	25	30	48	129	137	63	28	657	...	1	...
Deesa (10 months)	748	53	44	28	49	40	71	118	69	112	61	...	...	615	...	...	...
Ahmedabad and Baroda	264	9	12	12	7	19	20	18	23	24	46	33	26	289	...	...	...
Kurrachee and Ghizree	744	50	40	26	24	18	37	51	25	39	27	12	5	354	...	...	...
Hyderabad	393	19	18	5	14	20	15	29	14	30	18	9	5	196	...	...	...
Aden	758	17	10	13	30	68	86	57	34	32	10	3	50	410	...	...	...
	5,275	209	172	122	227	282	316	385	272	533	377	234	167	3,296	624.9	2	38
Bombay	441	9	7	5	9	4	7	22	13	13	47	77	37	299	...	...	...
Asserghur (11 months)	108	7	7	...	4	3	...	6	6	6	21	3	...	65	...	1	...
Ahmednagar	286	...	2	...	6	9	4	5	12	7	8	10	7	80	...	...	...
Poona and Kerkoe	2,656	75	49	50	74	55	150	113	69	46	35	44	53	804	...	...	...
Sattara (11 months)	193	5	3	3	3	8	3	6	7	12	14	10	...	74	...	...	...
Belgaum (10 months)	1,064	8	9	7	20	6	5	18	8	4	8	5	3	101	...	2	...
Secunderabad	2,471	72	36	49	40	26	17	25	25	29	31	50	49	489	...	2	...
Kamptee	1,081	87	65	56	70	89	119	153	113	110	66	35	37	1,000	...	2	...
	8,082	263	178	176	229	195	306	355	239	228	234	231	189	2,821	319.3	8	99
Bellary	940	17	10	8	13	7	12	15	14	12	7	12	13	140	...	2	...
Bazalore	1,897	37	37	47	31	28	20	26	22	33	19	10	13	323	...	...	...
Cannanore	631	9	4	7	41	17	7	1	1	12	11	14	4	128	...	...	...
Mallapooram	81	...	...	...	...	...	...	...	...	...	...	...	...	3	...	...	...
Calicut	81	5	...	3	2	3	2	...	...	1	...	...	...	16	...	...	...
Trichinopoly	288	2	2	10	6	7	0	2	3	1	...	...	...	44	...	...	...
St. Thomas' Mount	351	4	3	1	8	3	7	4	3	3	4	5	7	52	...	...	...
Madras	801	8	4	5	2	6	4	5	4	8	7	5	6	63	...	...	...
	4,979	82	60	82	103	72	58	53	47	70	49	50	43	769	154.5	2	40
Rangoon	916	10	8	11	8	14	1	7	...	...	18	8	...	85	...	...	...
Toungoo	475	3	3	...	2	3	1	8	...	1	2	...	2	25	...	...	...
Thayetmyo	583	2	7	4	14	...	6	7	2	6	2	3	4	57	...	1	...
Port Blair	102	...	...	...	...	...	1	...	...	...	1	3	1	6	...	...	...
	2,076	15	18	15	24	17	9	22	2	7	23	14	7	173	83.3	1	48
Taraghur, Ajmere (8 months)	39	...	...	...	3	2	1	...	...	3	1	...	...	10	...	...	...
Mount Abu (11 months)	152	31	11	21	21	26	20	38	18	17	15	13	...	237	...	...	...
Poonndhar	33	...	...	1	10	5	1	...	...	...	2	...	...	19	...	...	...
Pachmurree, (Madras Troops, 7 months)	146	...	...	...	12	30	26	30	15	15	4	...	...	132	...	...	...
Ramandroog	59	...	1	1	2	9	3	...	...	...	...	...	...	16	...	...	...
Wellington	456	...	1	14	20	15	14	13	4	6	5	5	6	163	...	1	...
AVERAGE FOR THE YEAR	799	31	13	37	68	87	71	81	37	41	27	18	6	517	654.5	1	127

ARMIES.	Average Strength.	NUMBER OF ADMISSIONS INTO HOSPITAL IN EACH MONTH.												Total Admissions of the Year.	Admission-rate per 1,000 of Strength.	Number of Deaths.	Death-rate per 1,000 of Strength.
		Jan.	Feb.	Mar.	April.	May.	June.	July.	Aug.	Sept.	Oct.	Nov.	Dec.				
ARMY OF BENGAL	36,617	927	616	792	1,724	1,530	1,570	1,859	1,813	2,721	2,809	1,850	1,233	18,895	516.1	51	1.39
ARMY OF MADRAS	11,487	278	189	232	272	269	248	304	208	249	181	156	154	2,720	236.8	8	.70
ARMY OF BOMBAY	10,665	349	265	217	384	397	518	607	394	649	549	450	415	5,185	486.1	6	.56
ARMY OF INDIA	58,769	1,554	1,070	1,241	2,399	2,197	2,336	2,770	2,413	3,610	2,981	2,456	1,802	26,800	456.1	65	1.11



# EUROPEAN TROOPS, 1873.

## XXVII.

TABLE showing the PREVALENCE of APOPLEXY and SUNSTROKE in each MONTH and the DISTRIBUTION of these DISEASES by STATIONS and PROVINCES.

STATIONS.	Average Strength for the period of occupation.	NUMBER OF ADMISSIONS INTO HOSPITAL IN EACH MONTH.												Total Admissions of the Year.	Admission-rate per 1,000 of Strength.	Number of Deaths.	Death-rate per 1,000 of Strength.
		Jan.	Feb.	Mar.	April.	May.	June.	July.	Aug.	Sept.	Oct.	Nov.	Dec.				
Deollee Depot (Bengal Troops)	...	...	...	...	...	...	...	...	...	...	...	...	...	...	...	...	...
Poona and Bombay Depots (Bengal Troops)	...	...	...	...	...	...	...	...	...	...	...	...	...	...	...	...	...
Troops on march, Bengal and N. W. P.	...	...	...	...	...	...	2	...	...	...	...	...	...	2	...	3	...
Invalids and Recruits "	...	...	...	...	...	...	...	...	...	...	...	...	...	...	...	...	...
Port William	859	...	...	...	...	...	...	...	...	...	...	...	...	...	...	...	...
Dum-Dum	641	...	...	...	...	...	...	...	...	...	...	...	...	...	...	...	...
Barrackpore	460	...	...	1	1	1	...	...	...	...	...	...	...	3	...	...	...
	1,960	...	...	1	1	1	...	...	...	...	...	...	...	3	1.6	...	...
Hazratnagar (11 months)	877	...	...	...	...	...	...	...	...	...	...	...	...	...	...	...	...
Dinapore	728	...	...	...	1	1	...	1	...	...	...	...	...	3	...	2	...
Benares	474	...	...	...	...	...	...	2	...	...	...	...	...	2	...	2	...
Chunar	68	...	...	...	...	2	2	1	...	...	...	...	...	5	...	2	...
Fyzabad	919	...	...	...	...	1	...	1	...	...	...	...	...	2	...	2	...
Lucknow	2,255	...	...	...	...	5	10	1	...	...	...	...	...	16	...	6	...
Seetapore	600	...	...	...	...	...	2	1	1	...	...	...	...	4	...	3	...
Pattahghur	319	...	...	...	1	...	...	...	...	...	...	...	...	1	...	...	...
Cawnpore	856	...	...	...	...	1	...	1	...	...	...	...	...	2	...	1	...
Alishabad	1,023	...	...	...	...	1	11	...	...	...	...	...	...	12	...	5	...
	8,049	...	...	...	2	11	25	7	2	...	...	...	...	47	5.8	23	2.86
Shahjehanpore	229	...	...	...	...	...	...	...	...	...	...	...	...	...	...	...	...
Barilly	768	...	...	...	...	...	...	...	...	...	...	...	...	...	...	...	...
Meerut	196	...	...	...	...	...	...	...	...	...	...	...	...	...	...	...	...
Meerut	378	...	...	...	...	...	...	...	...	...	...	...	...	...	...	...	...
Meerut	1,486	...	...	1	...	1	3	...	1	1	...	...	...	7	...	3	...
Delhi	474	...	...	...	...	...	3	3	...	...	...	...	...	3	...	3	...
Muttra (10 months)	468	...	...	...	...	3	3	1	...	...	...	...	...	7	...	3	...
	3,920	...	...	1	...	4	9	1	1	1	...	...	...	17	4.4	6	1.54
Agra	1,088	...	...	...	...	...	...	...	...	...	...	...	...	...	...	1	...
Muzar	1,088	...	...	...	...	1	1	1	...	...	...	...	...	3	...	1	...
Gwalior Citadel	321	...	...	...	...	...	...	...	...	1	...	...	...	1	...	...	...
Jhansi	436	...	...	...	...	...	1	...	...	...	...	...	...	1	...	...	...
Nagpur	274	...	...	...	...	...	...	...	...	...	...	...	...	...	...	...	...
Sauger	394	...	...	...	...	...	...	...	...	...	...	...	...	...	...	...	...
Jubbulpore	553	...	...	...	...	1	...	...	...	...	...	...	...	1	...	...	...
	4,133	...	...	...	2	1	2	1	...	1	...	...	...	7	1.7	2	.49
Umballa	1,435	...	...	...	...	...	2	...	...	...	...	...	...	2	...	2	...
Jullundur	738	...	...	...	...	...	...	...	...	1	...	...	...	1	...	1	...
Ferozepore	1,109	...	...	...	1	...	...	3	...	...	1	1	...	6	...	1	...
Mooltan	780	...	...	...	...	...	...	1	...	...	...	...	...	1	...	...	...
Dera Ismael Khan	101	...	...	...	...	...	...	...	...	...	...	...	...	...	...	...	...
Sealkote	1,045	...	...	...	...	...	...	1	...	...	...	...	...	1	...	...	...
Umrutur	285	...	...	...	...	1	1	1	...	1	...	...	...	4	...	1	...
Fort Lahore	80	...	...	...	...	...	...	...	...	...	...	...	...	...	...	...	...
Meer Meer	1,081	...	...	...	...	...	...	2	...	1	...	...	...	3	...	1	...
Rawal Pindoe	1,688	...	...	...	...	1	...	...	...	...	...	...	...	1	...	...	...
Campbellpore	155	...	...	...	...	...	...	...	...	...	...	...	...	...	...	...	...
Attock	177	...	...	...	1	...	...	1	...	...	...	...	...	2	...	...	...
Nowshera	669	...	...	...	...	...	...	2	...	...	...	...	...	2	...	1	...
Peshawur	1,683	...	...	...	...	...	3	8	3	...	...	...	...	14	...	6	...
Cheerat (6 months)	679	...	...	...	...	...	...	...	...	...	...	...	...	...	...	...	...
Troops on march, Punjab	...	...	...	...	...	...	...	...	...	...	...	...	...	...	...	...	...
Recruits, &c., " Punjab	...	...	...	...	...	...	...	...	...	...	...	...	...	...	...	1	...
	12,181	...	...	...	2	2	6	19	3	3	1	1	...	37	3.0	15	1.23
Darjeeling	82	...	...	...	...	...	...	...	...	1	...	...	...	1	...	...	...
Ranekhet	625	...	...	...	...	...	...	...	...	...	...	...	...	...	...	...	...
Chuckrata	823	...	...	...	...	...	...	...	...	...	...	...	...	...	...	...	...
Dughaie (10 months)	1,036	...	...	...	...	...	...	...	...	...	...	...	...	...	...	...	...
Sukaboo (11 months)	822	...	...	...	...	1	...	...	...	...	...	...	...	1	...	1	...
Joteh	89	...	...	...	...	...	...	...	...	...	...	...	...	...	...	...	...
Kasgra	50	...	...	...	...	...	...	...	...	...	...	...	...	...	...	...	...
Dharmasalla (8 months)	117	...	...	...	...	...	...	...	...	...	...	...	...	...	...	...	...
Dalhousie (8 months)	134	...	...	...	...	...	...	...	...	...	...	...	...	...	...	...	...
Murree Hills (8 months)	1,002	...	...	...	...	...	...	1	...	...	...	...	...	1	...	...	...
As for 12 MONTHS	4,149	...	...	...	...	1	...	1	...	1	...	...	...	3	7	1	.24
Darjeeling Depot (9 months)	112	...	...	...	...	...	...	...	...	...	...	...	...	...	...	...	...
Nynee Tal (10 months)	250	...	...	...	...	...	...	...	...	...	...	...	...	...	...	...	...
Landour (9 months)	196	...	...	...	...	...	...	...	...	...	...	...	...	...	...	...	...
Russowlee (8 months)	449	...	...	...	...	...	...	...	...	...	...	...	...	...	...	...	...
Dalhousie (8 months)	429	...	...	...	...	...	...	...	...	...	...	...	...	...	...	...	...
Murree (8 months)	477	...	...	...	...	...	...	3	...	...	...	...	...	3	...	...	...
For SEASON OF OCCUPATION	2,002	...	...	...	...	...	...	3	...	...	...	...	...	3	1.5	...	...



STATIONS.	Average Strength for the period of occupation.	NUMBER OF ADMISSIONS INTO HOSPITAL IN EACH MONTH.												Total Admissions of the Year.	Admission-rate per 1,000 of Strength.	Number of Deaths.	Death-rate per 1,000 of Strength.
		Jan.	Feb.	Mar.	Apr.	May.	June.	July.	Aug.	Sept.	Oct.	Nov.	Dec.				
Troops on march (Bombay Presidency)	...	...	...	...	...	...	...	...	...	...	...	1	...	1	...	1	...
Deolale Depot (Bombay Troops)	...	...	...	...	...	...	...	...	...	...	...	...	...	...	...	1	...
Poona " "	...	...	...	...	...	...	...	...	...	...	...	...	...	...	...	...	...
Colaba " "	51	...	...	...	...	...	...	...	...	...	...	...	...	...	...	...	...
Troops on march (Madras Presidency)	...	...	...	...	...	...	...	...	...	...	...	...	...	...	...	...	...
Poonamallee and Presidency Depots	139	...	...	...	...	...	1	...	...	...	...	...	...	1	...	2	...
Deolale Depot (Madras Troops)	...	...	...	...	...	...	...	...	...	...	...	...	...	...	...	...	...
Poona and Bombay Depots (Madras Troops)	...	...	...	...	...	...	...	...	...	...	...	...	...	...	...	...	...
Nascerabad	558	...	...	...	...	1	2	...	...	...	...	...	...	3	...	1	...
Neemuch	452	...	...	...	1	1	...	...	...	...	1	...	...	3	...	1	...
Indore	107	...	...	...	...	...	1	...	...	...	...	...	...	1	...	1	...
Mhow	1,346	...	1	...	...	...	...	...	...	...	...	...	...	1	...	1	...
Dessa (10 months)	748	...	...	...	1	...	...	2	...	1	...	...	...	4	...	4	...
Ahmedabad and Baroda	264	...	...	...	1	...	1	...	...	...	...	...	...	2	...	1	...
Karrachee and Ghazee	744	...	...	...	...	1	...	...	...	...	...	...	...	1	...	1	...
Hyderabad	393	...	...	...	...	2	...	2	...	...	1	...	...	5	...	1	...
Adeo	758	...	...	...	...	1	4	...	...	1	...	...	...	6	...	3	...
	5,275	...	1	...	3	6	8	4	...	2	2	...	...	26	49	13	2.46
Bombay	441	...	...	...	...	...	...	...	...	...	...	...	...	...	...	...	...
Asseerghur (11 months)	108	...	...	...	...	1	1	...	...	...	...	...	...	2	...	...	...
Ahmednagar	286	...	...	...	...	...	...	...	...	...	...	...	...	...	...	...	...
Poona and Kirkee	2,656	...	...	...	...	1	...	...	...	...	...	...	...	1	...	1	...
Sattara (11 months)	193	...	...	...	...	...	...	...	...	...	...	...	...	...	...	...	...
Belgaum (10 months)	1,064	...	...	...	...	...	...	...	...	...	...	...	...	...	...	...	...
Secunderabad	2,421	...	...	2	2	...	...	...	...	...	...	...	...	4	...	1	...
Kamptee	1,061	...	1	1	1	...	...	...	...	...	...	...	...	3	...	...	...
	8,082	...	1	3	3	2	1	...	...	...	...	...	...	10	12	2	25
Bellary	940	...	...	...	...	...	...	...	...	...	...	...	...	...	...	...	...
Bangalore	1,807	...	...	1	...	...	...	...	...	...	...	...	...	1	...	1	...
Cannanore	631	...	...	...	...	...	...	...	...	...	...	...	...	...	...	...	...
Mallapooram	81	...	...	...	...	...	...	...	...	...	...	...	...	...	...	...	...
Calicut	81	...	...	...	...	...	...	1	1	...	...	...	...	2	...	...	...
Trichinopoly	288	...	...	...	...	1	1	...	...	...	...	...	...	2	...	2	...
St. Thomas' Mount	351	...	...	...	1	...	2	...	...	...	...	...	...	3	...	...	...
Madras	801	...	...	...	...	1	...	...	...	...	...	...	...	1	...	...	...
	4,979	...	...	1	1	2	3	1	1	...	...	...	...	9	18	3	60
Rangoon	916	1	...	...	1	3	...	...	...	...	...	...	...	5	...	2	...
Toungoo	475	...	...	...	2	...	...	...	...	...	...	...	...	2	...	2	...
Thayetmyo	583	...	...	...	...	1	...	...	...	...	...	...	...	1	...	1	...
Port Blair	102	...	...	...	...	...	...	...	...	...	...	...	...	...	...	...	...
	2,076	1	...	...	3	4	...	...	...	...	...	...	...	8	39	5	2.41
Tazaghar, Ajmere (6 months)	39	...	...	...	...	...	...	...	...	...	...	...	...	...	...	...	...
Mount Abu (11 months)	152	...	...	...	...	...	...	...	...	...	...	...	...	...	...	...	...
Poorundhar	33	...	...	...	...	...	...	...	...	...	...	...	...	...	...	...	...
Pochmuree (Madras Troops) (7 months)	146	...	...	...	...	...	...	...	...	...	...	...	...	...	...	...	...
Ramandroog	50	...	...	...	...	...	...	...	...	...	...	...	...	...	...	...	...
Wellington	459	...	...	...	...	...	...	...	...	...	...	...	...	...	...	...	...
AVERAGE FOR THE YEAR	790	...	...	...	...	...	...	...	...	...	...	...	...	...	...	...	...

ARMIES.	Average Strength.	NUMBER OF ADMISSIONS INTO HOSPITAL IN EACH MONTH.												Total Admissions of the Year.	Admission-rate per 1,000 of Strength.	Number of Deaths.	Death-rate per 1,000 of Strength.
		Jan.	Feb.	Mar.	April.	May.	June.	July.	Aug.	Sept.	Oct.	Nov.	Dec.				
ARMY OF BENGAL	36,617	...	...	2	7	20	44	32	6	6	1	1	...	119	3.2	50	1.37
ARMY OF MADRAS	11,887	1	1	4	7	6	6	1	1	...	...	...	...	25	2.1	11	.96
ARMY OF BOMBAY	10,665	...	1	...	3	6	6	4	...	2	2	1	...	30	2.8	15	1.41
ARMY OF INDIA	58,569	1	2	6	17	34	57	37	7	8	3	2	...	174	2.9	76	1.29

# EUROPEAN TROOPS, 1873.

## XXVIII.

TABLE showing in DETAIL the CAUSES of DEATH in the ARMIES of the THREE PRESIDENCIES.

TOTAL LOSS OF THE ARMY OF INDIA BY DEATH 899. PER 1,000 OF AVERAGE STRENGTH 15.30.									
CAUSES OF DEATHS.	BENGAL.		MADRAS.		BOMBAY.		ARMY OF INDIA.		Died per 1,000 of the Average Strength.
	Deaths in Hospital.	Deaths out of Hospital.	Deaths in Hospital.	Deaths out of Hospital.	Deaths in Hospital.	Deaths out of Hospital.	Deaths in Hospital.	Deaths out of Hospital.	
Cholera	33	...	14	...	...	...	47	...	80
Smallpox	10	...	1	...	...	...	11	...	19
Scarlet Fever	2	...	...	...	...	...	2	...	...
Hydrophobia	1	...	...	...	...	...	1	...	...
Erysipelas	3	...	...	...	...	...	3	...	...
Euteric Fever	56	...	9	...	14	...	79	...	134
Intermittent Fevers	7	...	...	...	...	...	7	...	...
Remittent and Continued Fevers	44	...	8	...	6	...	58	...	111
Acute Rheumatism	1	...	...	...	...	...	1	...	...
Secondary Syphilis	3	...	...	...	...	...	3	...	...
Cancer, medullary of thigh	1	...	...	...	...	...	1	...	...
" of Pylorus	1	...	...	...	1	...	1	...	...
" seat not specified	1	...	...	...	...	...	1	...	...
Phthisis Pulmonalis	44	...	13	...	11	...	68	...	116
Tuberculosis Mesenterica	1	...	...	...	...	...	1	...	...
Psoas Abscess	1	...	...	...	...	...	1	...	...
Scurvy	1	...	...	...	2	...	3	...	65
Carcinoma Oris	1	...	...	...	...	...	1	...	...
General Dropsy	1	...	...	...	...	...	1	...	...
Meningitis	2	...	1	...	...	...	3	...	...
Encephalitis, Abscess	4	...	...	...	...	...	4	...	...
" Softening	3	...	...	...	...	...	3	...	...
" from Osseous Tumour	1	...	...	...	...	...	1	...	...
Hydatid of Brain	1	...	...	...	...	...	1	...	...
Tetanus	4*	...	...	...	...	...	4*	...	...
Apoplexy, Heat	42	...	9	...	11	...	62	...	129
" Sanguineous	7	...	1	...	2	...	10	...	...
" Congestive	1	...	1	...	2	...	4	...	...
Disease of the Mastoid Cells	...	...	1	...	1	...	2	...	...
Valve Disease of Heart	29	...	5	...	6	...	41	...	...
Hypertrophy	6	...	...	...	1	...	7	...	...
Fatty Heart	4	...	1	...	1	...	6	...	...
Syncope	...	...	...	...	1	...	1	...	163
Rupture of Heart	2	...	...	...	...	...	2	...	...
" of Coronary Artery	...	...	1	...	...	...	1	...	...
" of Aorta	...	...	...	...	1	...	1	...	...
Aortic Aneurism	20	...	18	...	4	...	42	...	...
Asthma	1	...	...	...	...	...	1	...	...
Bronchitis	...	...	...	...	3	...	11	...	...
Pneumonia	31	...	4	...	1	...	36	...	85
Pleurisy	2	...	...	...	...	...	2	...	...
Abscess of Mediastinum	1	...	...	...	...	...	1	...	...
Gastritis	1	...	...	...	...	...	1	...	...
Enteritis	2	...	...	...	...	...	2	...	...
Peritonitis	1	...	...	...	1	...	2	...	...
Hæm	4	...	...	...	...	...	4	...	...
Dysentery	3	...	...	...	1	...	4	...	...
Diarrhoea	29	...	42	...	6	...	77	...	131
Hepatitis	5	...	...	...	1	...	6	...	10
Cirrhosis	66	...	46	...	25	...	137	...	233
Amyloid Degeneration of Liver	9	...	4	...	1	...	14	...	...
Spleen Disease	1	...	...	...	1	...	2	...	...
Nephritis	6	...	1	...	2	...	9	...	63
Stricture of Urethra	...	...	1	...	...	...	1	...	...
Sloughing of Scrotum	...	...	...	...	1	...	1	...	...
Necrosis of Shaft of Femur	1	...	...	...	...	...	1	...	...
Synovitis of Knee Joint	...	...	...	...	1	...	1	...	...
General Debility	...	...	...	...	2	...	2	...	...
Delirium Tremens	2	...	1	...	2	...	5	...	63
Accident	2	...	1	...	2	...	5	...	69
Rupture of Spleen	...	8	...	4	...	2	...	14	...
Drowned	...	14	...	13	...	3	...	30	120
Died while drunk	...	4	...	3	...	1	...	8	...
Suffocated while drunk	...	4	...	1	...	...	...	5	...
Murder and Homicide	...	...	...	...	...	...	...	4	...
Suicide by Gunshot	...	15	...	4	...	...	...	24	...
" Drowning	...	1	...	1	...	1	...	3	...
" Cut Throat	...	1	...	...	...	...	...	1	...
" Hanging	...	1	...	...	...	...	...	1	...
Executed	...	3	...	...	...	...	...	3	...
Cause not ascertained	...	1	1	...	...	...	1	1	...
Ratio per 1,000 for Deaths from Causes not specially calculated	...	...	...	...	...	...	...	...	1.39
TOTAL	595	59	184	26	116	9	805	94	15.30

\* These deaths followed the subcutaneous injection of quinine during fever.



# EUROPEAN TROOPS, 1873.

## XXIX.

TABLE showing in DETAIL the CAUSES of INVALIDING during 1873.

All Invaliding up to the date of sailing of the last Troopship in the beginning of April 1874, is included. The invalids who left India in the early months of 1873 have been already shown in the Invaliding Tables of 1872.

ARMY OF BENGAL—Number Invalided...	...	...	...	1,392	Invalided per 1,000 of Strength					...	...	...	42.16*
ARMY OF MADRAS	"	...	...	601	"					...	...	...	52.32*
ARMY OF BOMBAY	"	...	...	441	"					...	...	...	43.67*
ARMY OF INDIA	"	...	...	2,434	"					...	...	...	44.58*
CAUSES OF INVALIDING.	BENGAL.			MADRAS.			BOMBAY.			ARMY OF INDIA.			
	For Change.	For Discharge.	Per 1,000 of Strength.	For Change.	For Discharge.	Per 1,000 of Strength.	For Change.	For Discharge.	Per 1,000 of Strength.	For Change.	For Discharge.	Per 1,000 of Strength.	
Intermittent and Remittent Fevers	23	...	69	9	...	78	28	1	287	60	1	1.12	
Enteric Fever	1	...	...	...	...	...	1	...	...	2	...	...	
Rheumatism	64	8	218	27	10	3.22	21	2	2.78	112	20	2.42	
Secondary Syphilis	24	11	1.06	24	4	2.44	13	2	1.49	61	17	1.43	
Phthisis Pulmonalis	73	79	4.00	40	15	4.79	21	5	2.57	134	99	4.27	
Scrofula	...	3	...	1	1	...	1	...	...	2	4	...	
Hipjoint Disease	1	1	...	...	...	...	...	...	...	1	1	...	
Anæmia	33	...	...	16	...	...	11	...	...	60	...	...	
Gout	1	...	...	...	...	...	...	...	...	1	...	...	
General Dropsy	1	...	...	...	...	...	...	...	...	1	...	...	
Meningitis, Spinal	...	...	...	1	...	...	...	...	...	1	...	...	
Encephalitis	1	1	...	1	1	...	...	...	...	2	1	...	
Stroke	4	2	17	1	...	69	2	...	20	7	2	17	
Paralysis	...	...	...	...	...	...	...	...	...	...	...	...	
hemiplegia	1	2	...	1	...	...	...	1	...	2	3	...	
paraplegia	2	...	...	...	...	...	1	...	...	3	...	...	
local	3	2	...	...	...	...	...	...	...	3	2	...	
locomotor ataxy	...	...	...	...	...	...	...	1	...	...	1	...	
character not stated	2	2	...	1	1	...	...	1	...	3	4	...	
Epilepsy	10	12	66	2	6	70	1	3	40	13	21	62	
Paralysis agitans	1	...	...	...	1	...	...	1	...	2	2	...	
Hypochondriasis	...	...	...	1	1	...	...	1	...	...	...	...	
Mania	2	15	...	3	...	70	2	2	1.29	4	20	...	
Melancholia	5	11	1.45	...	...	...	1	1	...	6	12	1.26	
Dementia	3	11	...	3	...	...	...	6	...	3	20	...	
Neuralgia	4	1	...	6	2	...	2	...	...	12	3	...	
Ophthalmia	3	2	...	1	1	...	3	2	...	6	5	...	
Defective Vision	5	11	64	3	2	52	3	2	90	11	15	68	
Ozæna	1	...	...	...	...	...	...	...	...	1	...	...	
Otitis	1	...	...	...	...	...	...	...	...	1	...	...	
Deafness	5	8	...	2	2	...	2	5	...	9	15	...	
Pericarditis	...	1	...	1	...	...	...	2	...	1	3	...	
Valve disease of Heart	25	43	...	9	8	...	5	5	...	39	56	...	
Hypertrophy of Heart	5	11	...	9	6	...	1	1	...	15	18	...	
Fatty Heart	...	...	...	1	...	...	...	...	...	1	...	...	
Aneurysm, thoracic aorta	...	4	297	...	1	3.39	2	1	1.58	2	6	280	
abdominal aorta	3	5	...	4	1	...	...	1	...	7	7	...	
subclavian	1	...	...	...	...	...	...	...	...	1	...	...	
Syncope	1	...	...	...	...	...	...	...	...	1	...	...	
Palpitation	75	35	3.33	26	1	2.35	7	...	69	108	36	264	
Varix	6	9	...	3	2	...	2	3	...	11	14	...	
Phlebitis	2	...	...	1	...	...	...	...	...	2	...	...	
Laryngitis	...	...	...	...	...	...	...	...	...	...	...	...	
Bronchitis	34	17	...	5	...	...	6	...	...	45	17	...	
Asthma	5	3	2.06	1	...	52	1	...	89	7	3	1.52	
Pleurisy	2	2	...	...	...	...	...	...	...	2	2	...	
Pneumonia	3	...	...	...	...	...	1	1	...	4	1	...	
Dyspepsia	9	2	...	2	...	...	6	...	...	17	2	...	
Gastritis	1	...	...	...	...	...	...	...	...	1	...	...	
Dysentery	41	2	...	78	1	7.23	11	...	1.48	130	3	3.11	
Diarrhoea	26	3	2.18	4	...	...	4	...	...	34	3	...	
Spleen disease	12	...	37	...	...	...	8	...	79	20	...	37	
Hepatitis	190	21	6.39	115	3	10.27	67	3	6.93	372	27	7.31	
Cyst of Liver	1	...	...	...	...	...	...	...	...	1	...	...	
Cirrhosis	...	1	...	...	...	...	...	...	...	...	1	...	
Ascites	1	...	...	...	...	...	...	...	...	1	...	...	
Fistula in ano	2	2	...	...	...	...	...	...	...	2	2	...	
Hæmorrhoids	4	1	...	1	1	...	4	...	...	9	2	...	
Recto-vesical fistula	...	1	...	...	...	...	...	...	...	...	1	...	
Hernia	3	3	...	1	1	...	...	2	...	4	6	...	
Nephritis	1	1	...	2	...	...	3	1	...	6	2	...	
Cystitis	3	...	...	...	...	...	...	...	...	3	...	...	
Calculus	1	...	...	...	...	...	...	...	...	1	...	...	
Stricture of urethra	9	2	...	7	...	...	1	2	...	17	4	...	
Varicocele	...	1	...	...	1	...	...	...	...	...	2	...	
Orchitis	1	1	...	2	...	...	2	...	...	5	1	...	
Retention of testis	...	...	...	...	1	...	...	...	...	...	...	...	
Synovitis	3	...	...	1	...	...	1	...	...	5	2	...	
Periostitis	3	1	...	...	...	...	...	1	...	3	2	...	
Caries	4	1	...	...	...	...	...	...	...	4	1	...	
Necrosis	...	1	67	...	...	35	...	...	50	...	1	57	
Rupture of Fascia	...	...	...	...	...	...	...	...	...	1	...	...	
Spinal Deformity	1	...	...	...	...	...	...	...	...	1	...	...	
Contraction	1	6	...	...	3	...	1	...	...	2	9	...	
Abcess	2	1	15	2	...	43	2	...	60	6	1	31	
Ulcer	2	...	...	3	...	...	5	...	...	10	...	...	
Skin Diseases	...	...	...	2	...	...	...	...	...	2	...	...	
Tumour	1	1	...	1	...	...	2	...	...	4	1	...	
Muscular Atrophy	...	1	...	...	...	...	...	...	...	...	1	...	
General Debility	208	35	8.36	78	11	9.14	105	8	12.28	391	64	9.25	
Injuries, fracture	4	2	...	3	2	...	...	2	...	7	6	...	
dislocation	...	3	...	...	...	...	1	1	...	1	4	...	
sprain	...	...	...	...	...	...	...	...	...	1	1	...	
wounds and accidents	4	8	73	...	4	1.22	3	3	1.19	7	15	92	
amputation	...	2	...	...	5	...	...	1	...	...	8	...	
concussion of brain	...	1	...	...	...	...	...	...	...	...	1	...	
Ratio per 1,000 for Invaliding from causes not specially calculated	...	...	3.50	...	...	4.18	...	...	4.50	...	...	3.83	
TOTAL	976	416	42.16	498	103	52.32	365	76	43.67	1,839	595	44.58	

\* These ratios are calculated after deducting the Strength and Invaliding of the Corps which went to England at the close of 1873, and took with them the men who would otherwise have been invalided for change.

# EUROPEAN TROOPS, 1873.

## XXX.

STATEMENT showing the GAIN and LOSS in STRENGTH of the REGIMENTS composing the ARMY of INDIA during 1873.

### A.—GAIN AND LOSS OF THE DIFFERENT ARMS.

	Artillery.	Cavalry.	Infantry.	Army of India.
<i>Strength at the beginning of the Year.</i>				
At Head Quarters and on Detachment at the beginning of 1873 ...	10,434	3,917	42,438	56,789
Recruits from England in India on march to join ...	21	...	6	27
On Staff employment ...	21	4	66	91
In Military and other Prisons ...	59	10	273	342
Elsewhere, Sick in other Hospitals, and Men remaining at Convalescent Depôts ...	188	55	1,232	1,475
<b>Total Strength in India at the beginning of 1873</b> ...	<b>10,723</b>	<b>3,986</b>	<b>44,015</b>	<b>58,724</b>
<i>Additions during the Year.</i>				
Transfers received from other Regiments ...	804	11	86	901
Transferred from Regiments leaving India by Volunteering ...	181	100	926	1,207
Recruited in India ...	34	9	69	112
Received from England, landed after 1st January ...	1,135	270	1,912	3,317
Deserters rejoined ...	5	3	15	23
<b>Total Additions of the Year</b> ...	<b>2,171</b>	<b>429</b>	<b>3,112</b>	<b>5,712</b>
<i>Loss during the Year.</i>				
Transfers given to other Regiments ...	909	112	1,122	2,143
Time-expired Men who have left the Service ...	161	76	676	913
Men who have purchased their discharge ...	15	11	86	112
Men discharged otherwise ...	...	...	5	5
Invalided ...	108	53	435	596
Dismissed by Sentence of Court Martial ...	395	168	1,278	1,841
Deserted ...	23	10	75	108
Died at Head Quarters and on Detachment ...	14	2	65	81
Died absent from the Regiment ...	179	49	605	833
At Convalescent Depôts ...	3	3	24	30
In other Hospitals ...	9	...	17	26
<b>Total Loss of the Year</b> ...	<b>1,816</b>	<b>484</b>	<b>4,388</b>	<b>6,688</b>
<b>Strength remaining towards the close of 1873</b> ...	<b>11,078</b>	<b>3,931</b>	<b>42,739</b>	<b>57,748</b>
<b>ABSTRACT.</b>				
Remained at the beginning of 1873 ...	10,723	3,986	44,015	58,724
Added during 1873 ...	2,171	429	3,112	5,712
<b>Total</b> ...	<b>12,894</b>	<b>4,415</b>	<b>47,127</b>	<b>64,436</b>
Deduct Loss during 1873 ...	1,816	484	4,388	6,688
<b>Remain towards the close of 1873</b> ...	<b>11,078</b>	<b>3,931</b>	<b>42,739</b>	<b>57,748</b>



**B.—GAIN AND LOSS OF THE ARMY OF EACH PRESIDENCY.**

	Army of Bengal.	Army of Madras.	Army of Bombay.	Army of India.
<i>Strength at the beginning of the Year.</i>				
At Head Quarters and on Detachment at the beginning of 1873	35,813	10,783	10,193	56,789
Recruits from England in India on march to join	13	14	—	27
On Staff employment	59	22	10	91
In Military and other Prisons	179	87	76	342
Elsewhere, Sick in other Hospitals, and Men remaining at Convalescent Depôts	954	440	81	1,475
<b>Total Strength in India at the beginning of 1873</b>	<b>37,018</b>	<b>11,346</b>	<b>10,360</b>	<b>58,724</b>
<i>Additions during the Year.</i>				
Transfers received from other Regiments	579	165	157	901
Transferred from Regiments leaving India by Volunteering	714	203	290	1,207
Recruited in India	56	38	18	112
	9	1	8	18
Received from England, landed after 1st January	1,767	798	752	3,317
Deserters rejoined	98	30	6	134
	9	9	5	23
<b>Total Additions of the Year</b>	<b>3,232</b>	<b>1,244</b>	<b>1,236</b>	<b>5,712</b>
<i>Loss during the Year.</i>				
Transfers given to other Regiments	1,646	159	338	2,143
Time-expired Men who have left the Service	567	132	214	913
Men who have purchased their discharge	74	11	27	112
Men discharged otherwise	—	5	—	5
Invalided	414	103	79	596
	976	498	367	1,841
Dismissed by Sentence of Court Martial	53	20	35	108
Deserted	31	32	18	81
Died at Head Quarters and on Detachment	524	189	120	833
Died absent from the Regiment	18	11	1	30
	14	10	2	26
<b>Total Loss of the Year</b>	<b>4,317</b>	<b>1,170</b>	<b>1,201</b>	<b>6,688</b>
<b>Strength remaining towards the close of 1873*</b>	<b>35,933</b>	<b>11,420</b>	<b>10,395</b>	<b>57,748</b>
<b>ABSTRACT.</b>				
	Bengal.	Madras.	Bombay.	Army of India.
Remained at the beginning of 1873	37,018	11,346	10,360	58,724
Added during 1873	3,232	1,244	1,236	5,712
<b>Total</b>	<b>40,250</b>	<b>12,590</b>	<b>11,596</b>	<b>64,436</b>
Deduct Loss during 1873	4,317	1,170	1,201	6,688
<b>Remain towards the close of 1873</b>	<b>35,933</b>	<b>11,420</b>	<b>10,395</b>	<b>57,748</b>

\* This Statement has reference only to those regiments and batteries which have spent the year 1873 in India. The strength shown here as remaining, is the strength of these corps, and not of the Army, which, as the rule, is reinforced from home before the end of the year.

## ABSTRACT of the RETURNS showing the ADMISSIONS, DEATHS, and

This Table does not include the Statistics of Regiments present for short fragmentary periods. Hence the Totals of the Strength, Admissions and Deaths Month, and therefore afford a complete record. It is also to be noted, that the figures of this Table must not be regarded as exhibiting with accuracy on the Regimental Rolls who are in India.

1.—REGIMENTS of										
REGIMENTS & BATTERIES, & STATIONS of 1873.				YEAR OF ARRIVAL.		Date of Arrival from Station previously occupied.	Average Strength during 1873.	Admission-rate of 1873 per 1,000 of Average Strength.	LOSS PER 1,000	
				In India.	In the Bengal Presidency.				By Deaths.	By Invaliding.
1	1-11th Regiment, Fort William ...	...	1868	1869	November 1871, from Cawnpore ...	863	1273.5	10.43	34.76	
2	XIII Brig., 2 Battery, R. Art., Fort William ...	...	1871	1871	November 1871, from England ...	67	2283.6	...	89.55	
3	{ 62nd Regiment, Dum-Dum, with Detachment of 161 men at Barrackpore ... }	...	1869	1869	November 1872, from Lucknow ...	821	869.7	18.27	36.54	
4	XVI Brig., B. Battery, R. Art., Barrackpore (10 months) ...	...	...	...	January 1870, from Meerut ...	145	1627.6	20.69	...*	
5	VIII Brig., F. Battery, R. Art., Barrackpore ...	...	1868	1868	February 1871, from Seetapore ...	140	1842.9	28.57	7.14	
REGIMENTS OF BENGAL PROPER							2,030	1211.8	15.27	35.43
2.—REGIMENTS OF BEHAR.										
1	63rd Regiment, Hazareebaugh ...	...	1870	1870	December 1870, from England ...	910	965.6	6.59	29.67	
2	{ 96th Regiment, Dinapore, with Detachment of 60 men at Chunar (11 months) ... }	...	1866	1869	November 1870, from Dum-Dum ...	720	970.8	19.44	19.44†	
3	XIX Brig., D. Battery, R. Art., Dinapore ...	...	...	...	January 1873, from Meerut ...	139	1913.7	35.97	50.36	
4	1-3rd Regiment, Wing, Benares ...	...	1867	1867	November 1870, from Dugshale ...	397	919.4	2.52	...†	
5	VIII Brig., D. Battery, R. Art., Benares ...	...	1866	1866	March 1872, from Jabulpore ...	140	1585.7	42.96	28.57	
6	51st Regiment, Fyzabad ...	...	1872	1872	November 1872, from England ...	881	1883.1	15.89	30.65	
7	XVI Brig., E. Battery, R. Art., Fyzabad (11 months) ...	...	...	...	February 1871, from Saugor ...	142	1197.2	21.13	...*	
8	21st Hussars, Lucknow (11 months) ...	...	...	...	December 1869, from Umballa ...	392	767.8	10.20	...*	
9	1-17th Regiment, Lucknow ...	...	1870	1870	February 1870, from England ...	800	812.4	24.72	35.95	
10	40th Regiment, Lucknow ...	...	1872	1872	November 1872, from England ...	671	1872.6	28.70	32.15	
11	F. Brigade, A. Battery, R. H. Art., Lucknow ...	...	...	...	March 1872, from Benares ...	155	1296.8	19.36	32.26	
12	VIII Brig., C. Battery, R. Art., Lucknow ...	...	1866	1866	February 1870, from Morar ...	140	1150.0	14.28	28.57	
13	XXIII Brig., 6 Battery, R. Art., Lucknow ...	...	...	...	February 1872, from Attock ...	94	1776.6	21.28	63.83	
14	1-3rd Regiment, Head Quarters, Seetapore ...	...	1867	1867	November 1870, from Dugshale ...	482	1159.8	22.82	53.47†	

\* Took home their Invalids.

† Invaliding ratio for the Regiment.



## TROOPS, 1873.

## XXI.

## INVALIDING of each REGIMENT of the ARMY of BENGAL for the YEAR.

do not correspond with the Totals shown in Tables II and VI—XII, which contain the Strength, Admissions and Deaths of all European Troops in India in each the relation of Sickness and Mortality to the Localities indicated, since the Regimental Return is designed to include all cases of disease in men borne whether absent or present with the Regiment.

BENGAL PROPER.				CAUSES OF ADMISSIONS INTO HOSPITAL, OF DEATHS IN AND OUT OF HOSPITAL, AND OF THE INVALIDING OF 1873.																															
Total Admissions and Loss of the Year by Deaths and Invaliding.				Cholera.	Smallpox.	Dysent.	Euteric Fever.	Intermittent Fevers.	Remittent and Continued Fevers.	Rheumatism and Rheumatic Affections.	Primary Venereal Affections.	Secondary Venereal Affections.	Erysipelas.	Scoury.	Anemia and Debility.	Phthisis Pulmonalis.	Apoplexy and Stroke.	Epilepsy and other Brain Affections.	Neuralgic Affections.	Delirium Tremens.	Ophthalmia.	Heart Disease and Anomalous.	Tonsillitis, Bronchitis, and Asthma.	Pleurisy and Pneumonia.	Dysentery.	Diarrhoea.	Hepatitis.	Spleen Disease.	Functional derangements of the Digestive System.	Diseases of the Urinary System.	Diseases of the Genitival System.	Abscess and Ulcer.	Injuries and Accidents.	All other Causes.	
1	Admissions 1,099	Deaths 9	Invaliding 30	1	1	1	113	174	27	101	31	1	1	10	31	1	1	1	1	1	1	1	1	1	1	1	1	1	1	1	1	1	1	1	1
2	Admissions 153	Deaths 1	Invaliding 6	2	1	1	10	14	5	11	7	1	1	3	6	1	1	1	1	1	1	1	1	1	1	1	1	1	1	1	1	1	1	1	1
3	Admissions 714	Deaths 15	Invaliding 30	1	1	1	33	138	24	104	6	1	1	32	16	2	1	2	2	2	8	4	11	5	21	20	61	1	50	2	16	61	47	41	1
4	Admissions 236	Deaths 3	Invaliding 2	1	1	1	18	39	9	13	1	1	5	1	3	1	1	4	1	1	1	1	1	1	1	1	1	1	1	1	1	1	1	1	1
5	Admissions 258	Deaths 4	Invaliding 1	1	1	1	22	50	3	19	3	1	3	1	3	1	1	1	1	1	1	1	1	1	1	1	1	1	1	1	1	1	1	1	1
6	Admissions 2,469	Deaths 31	Invaliding 69	3	1	1	196	415	68	248	51	1	1	53	54	5	6	22	5	18	16	92	17	114	89	179	4	211	11	59	145	223	162	1	
BENARES, OUDE, and CAWNPORE.				1	1	1	5	143	45	23	146	47	1	9	14	1	1	1	1	1	1	1	1	1	1	1	1	1	1	1	1	1	1	1	1
2	Admissions 609	Deaths 14	Invaliding 14	4	1	1	3	75	124	24	96	17	1	29	1	6	1	1	1	1	1	1	1	1	1	1	1	1	1	1	1	1	1	1	1
3	Admissions 293	Deaths 5	Invaliding 7	1	1	1	71	20	8	39	5	1	1	6	2	5	2	1	1	1	1	1	1	1	1	1	1	1	1	1	1	1	1	1	1
4	Admissions 365	Deaths 1	Invaliding 1	1	1	1	27	11	13	112	3	1	1	2	1	1	1	1	1	1	1	1	1	1	1	1	1	1	1	1	1	1	1	1	1
5	Admissions 222	Deaths 6	Invaliding 4	6	2	19	1	18	2	4	35	3	1	11	2	4	1	1	1	1	1	1	1	1	1	1	1	1	1	1	1	1	1	1	1
6	Admissions 1,659	Deaths 14	Invaliding 27	1	1	2	25	47	416	44	345	43	3	1	56	9	1	9	2	1	1	1	1	1	1	1	1	1	1	1	1	1	1	1	1
7	Admissions 170	Deaths 3	Invaliding 1	1	1	1	1	15	10	4	65	3	1	1	2	1	1	1	1	1	1	1	1	1	1	1	1	1	1	1	1	1	1	1	1
8	Admissions 301	Deaths 4	Invaliding 2	1	1	1	1	4	39	23	54	1	1	3	1	1	1	1	1	1	1	1	1	1	1	1	1	1	1	1	1	1	1	1	1
9	Admissions 723	Deaths 22	Invaliding 32	15	1	1	1	9	129	15	136	6	1	31	15	6	2	5	5	17	2	34	2	26	49	38	5	37	2	9	77	27	40	1	
10	Admissions 1,631	Deaths 25	Invaliding 28	1	3	10	23	13	485	29	183	36	1	84	18	6	6	5	1	17	7	123	15	59	126	32	1	80	1	6	117	75	64	1	
11	Admissions 301	Deaths 3	Invaliding 5	1	1	1	1	18	2	2	16	2	1	5	1	2	1	1	1	1	1	1	1	1	1	1	1	1	1	1	1	1	1	1	1
12	Admissions 161	Deaths 2	Invaliding 4	1	1	1	1	10	8	3	22	6	1	4	4	2	1	1	1	1	1	1	1	1	1	1	1	1	1	1	1	1	1	1	1
13	Admissions 167	Deaths 2	Invaliding 6	1	1	1	1	39	6	8	15	5	1	11	1	1	1	1	1	1	1	1	1	1	1	1	1	1	1	1	1	1	1	1	1
14	Admissions 559	Deaths 11	Invaliding 47	1	1	1	3	12	117	74	71	1	1	48	1	4	1	1	1	1	1	1	1	1	1	1	1	1	1	1	1	1	1	1	1



TABLE

REGIMENTS of BEHAR,								
REGIMENTS & BATTERIES, & STATIONS of 1873.	YEAR OF ARRIVAL		Date of Arrival from Station previously occupied.	Average Strength during 1873.	Admission-rate of 1873 per 1,000 of Strength.	Loss per 1,000		
	In India.	In the Bengal Presidency.				By Deaths.	By Invaliding.	
15 XVI Brig., A. Battery, R. Art., Seetapore (11 months)...	...	...	February 1871, from Barrackpore	...	135	807.4	29.63	...*
16 1-8th Regiment, Cawnpore	...	1868	1872 { March 1872, from Nussurahad and Neemuch	...	883	1309.2	14.72	28.31
17 XIX Brig., A. Battery, R. Art., Cawnpore	...	...	January 1871, from Jhansi	...	142	2211.3	35.21	42.25
18 2-19th Regiment, Allahabad	...	1863	1869 November 1871, from Fort William	...	828	1916.7	22.95	43.48
19 XIX Brig., E. Battery, R. Art., Allahabad	...	...	March 1872, from Rawulpindie	...	147	1231.3	6.80	13.60
20 XXIII Brig., 7 Battery, R. Art., Allahabad	...	...	January 1870, from Darjeeling	...	88	1284.1	34.09	56.82
REGIMENTS OF BEHAR, BENARES, OUDE AND CAWNPORE				...	8,429	1363.1	19.34	36.32
3.—REGIMENTS of								
1 { 1-5th Regiment, Bareilly, with Detachment of 195 men at Moradabad	...	1867	1867 February 1872, from Nowshera	...	905	841.7	8.56	31.02
2 XVI Brig., G. Battery, R. Art., Bareilly	...	...	December 1870, from Jubbulpore	...	149	953.0	...	...*
3 16th Regiment, Head Quarters, Roorkee	...	...	December 1870, from Mooltan	...	456	936.4	13.16	45.35†
4 Sappers and Miners, Roorkee	...	...	...	...	29	...	...	...
5 15th Hussars, Meerut	...	1869	1869 January 1873, from Mhow	...	495	1609.6	8.08	61.65
6 { 8th Regiment, Meerut, with Detachment of 319 men at Futteghar	...	1868	1869 November 1872, from Dagshale	...	896	1340.4	16.74	47.99
7 C. Brig., A. Battery, R. H. Art., Meerut (10 months)	...	1873	1873 March 1873, from England	...	156	1846.2	51.28	32.05
8 F. Brig., E. Battery, R. H. Art., Meerut	...	...	February 1872, from Umballa	...	147	1278.9	6.80	27.21
9 VIII Brig., B. Battery, R. Art., Meerut	...	1866	1866 March 1873, from Dinapore	...	126	1452.4	39.68	47.62
10 XVI Brig., C. Battery, R. Art., Meerut (11 months)	...	...	February 1873, from Morar	...	145	951.7	6.90	...*
11 16th Regiment, Wing, Delhi	...	...	December 1870, from Mooltan	...	404	1279.7	32.18	...†
12 XXIII Brig., 2 Battery, R. Art., Delhi	...	...	February 1872, from Morar	...	95	2242.1	10.53	94.74
13 10th Hussars, Muttra	...	1873	1873 March 1873, from England	...	486	810.7	16.46	30.86
REGIMENTS OF ROHILCUND AND MEERUT				...	4,410	1295.2	15.87	43.96

\* Took home their invalids.

† Invaliding of the Regiment.



## BENARES, OUDE, and CAWNPORE.—(continued).

			CAUSES OF ADMISSIONS INTO HOSPITAL, OF DEATHS IN AND OUT OF HOSPITAL, AND OF THE INVALIDING OF 1873.																															
Total Admissions and Loss of the Year by Deaths and Invaliding.			Cholera.	Smallpox.	Dysent.	Enteric Fever.	Intermittent Fevers.	Remittent and Continued Fevers.	Rheumatism and Rheumatic Affections.	Primary Venereal Affections.	Secondary Venereal Affections.	Erysipelas.	Scurvy.	Anæmia and Debility.	Phthisis Pulmonalis.	Apoplexy and Sunstroke.	Epilepsy and other Brain Affections.	Neuralgic Affections.	Delirium Tremens.	Ophthalmia.	Heart Disease and Anæmia.	Tonsillitis, Bronchitis, and Asthma.	Pleurisy and Pneumonia.	Dysentery.	Diarrhea.	Hepatitis.	Splen Disease.	Functional derangements of the Digestive System.	Diseases of the Urinary System.	Diseases of the Genito-urinary System.	Abscess and Ulcer.	Injuries and Accidents.	All other Causes.	
15	{ Admissions 109 Deaths 4 Invaliding ..	109 4 ...	...	...	...	...	8	17	12	16	...	...	...	...	...	...	1	3	...	1	1	6	...	1	...	1	1	10	1	5	13	3	7	
16	{ Admissions 1,156 Deaths 13 Invaliding ..	1,156 13 25	6	13	...	...	226	14	39	264	26	...	...	45	6	1	6	18	4	17	8	32	6	28	72	34	7	51	...	12	92	58	71	
17	{ Admissions 314 Deaths 5 Invaliding ..	314 5 6	1	...	...	...	3	33	37	20	57	6	1	5	...	...	...	5	...	4	5	12	3	5	16	17	...	24	...	5	17	39	8	
18	{ Admissions 1,587 Deaths 19 Invaliding ..	1,587 19 36	5	6	...	...	2	237	275	48	182	12	1	50	6	8	9	6	1	28	9	86	8	51	74	68	11	117	6	10	124	57	90	
19	{ Admissions 181 Deaths 1 Invaliding ..	181 1 2	1	...	...	...	16	11	6	45	13	1	...	...	...	...	...	4	1	4	...	2	...	3	4	2	...	11	...	4	24	16	13	
20	{ Admissions 113 Deaths 3 Invaliding ..	113 3 6	4	...	...	...	26	3	4	5	1	1	...	5	...	3	...	1	1	3	...	7	...	5	4	3	1	5	...	1	5	14	11	
	{ Admissions 11,490 Deaths 163 Invaliding ..	11,490 163 277	40	35	37	69	1047	1762	403	1904	235	12	...	397	79	44	52	77	18	242	87	552	51	314	543	420	47	639	28	125	929	664	618	
			27	9	...	...	33	...	5	...	...	...	...	73	34	1	6	2	...	6	32	5	...	9	5	30	...	...	...	3	5	50		
ROHILCUND and MEERUT.																																		
1	{ Admissions 787 Deaths 8 Invaliding ..	787 8 29	3	...	...	2	62	98	39	115	32	1	...	39	5	...	3	3	6	11	6	65	5	36	41	34	7	24	2	11	64	46	45	
2	{ Admissions 142 Deaths 1 Invaliding ..	142 1 ...	...	...	...	1	26	8	2	16	5	...	...	4	...	...	4	3	...	3	...	5	4	7	4	6	...	2	1	1	15	18	7	
3	{ Admissions 427 Deaths 6 Invaliding ..	427 6 39	...	...	...	1	96	12	6	47	6	1	...	12	4	...	1	6	2	13	1	54	1	5	9	15	2	13	...	5	38	47	29	
4	{ Admissions 15 Deaths 1 Invaliding ..	15 1 ...	...	...	...	5	2	2	...	...	...	...	...	...	...	...	...	...	...	1	...	...	...	2	...	...	...	3	...	...	...	...	...	
5	{ Admissions 822 Deaths 4 Invaliding ..	822 4 32	1	1	...	5	300	18	19	62	12	...	...	24	1	...	8	9	3	17	2	36	3	23	73	29	1	20	1	1	68	49	36	
6	{ Admissions 1,301 Deaths 15 Invaliding ..	1,301 15 43	3	2	...	...	121	10	41	227	13	...	...	10	5	2	...	4	1	17	1	61	5	31	40	37	6	87	2	11	46	42	76	
7	{ Admissions 288 Deaths 8 Invaliding ..	288 8 6	...	...	...	12	117	16	6	7	...	...	...	6	...	2	2	5	...	6	...	15	1	3	36	15	...	2	...	4	8	18	7	
8	{ Admissions 188 Deaths 1 Invaliding ..	188 1 4	...	...	...	79	11	4	13	4	...	...	...	1	1	...	1	1	1	1	1	12	...	5	3	6	2	7	...	1	16	12	7	
9	{ Admissions 183 Deaths 5 Invaliding ..	183 5 6	...	...	...	1	68	5	9	13	...	...	...	5	...	1	3	2	...	...	...	5	1	4	22	9	1	8	...	2	6	16	2	
10	{ Admissions 138 Deaths 1 Invaliding ..	138 1 ...	...	...	...	1	45	9	5	18	3	...	...	5	...	1	2	...	...	1	...	9	1	4	3	10	...	3	...	7	9	2		
11	{ Admissions 517 Deaths 13 Invaliding ..	517 13 ...	5	...	...	184	10	19	40	6	...	...	...	17	4	2	1	2	3	11	1	27	1	17	33	35	5	29	2	2	22	26	13	
12	{ Admissions 213 Deaths 1 Invaliding ..	213 1 9	...	...	...	101	11	4	7	2	...	...	...	12	...	1	3	...	2	...	1	20	1	4	2	7	4	12	...	1	3	12	3	
13	{ Admissions 394 Deaths 8 Invaliding ..	394 8 15	...	...	...	26	82	23	49	2	...	...	...	2	...	6	2	9	...	5	3	22	1	5	23	15	1	35	...	4	39	22	18	
	{ Admissions 5,315 Deaths 70 Invaliding ..	5,315 70 182	1	12	3	23	1539	292	179	614	75	2	...	127	20	16	29	44	18	86	16	332	25	146	289	218	28	245	8	43	332	317	245	
			1	1	...	7	2	2	...	5	...	...	...	46	9	1	10	...	...	2	6	9	1	9	3	32	1	...	...	1	...	3	30	

TABLE

4.—REGIMENTS of AGRA									
REGIMENTS & BATTERIES, & STATIONS of 1873.			YEAR OF ARRIVAL		Date of Arrival from Station previously occupied.	Average Strength during 1873.	Admission-rate of 1873 per 1,000 of Strength.	Loss per 1,000	
			In India.	In the Bengal Presidency.				By Deaths.	By Invaliding.
1	65th Regiment, Agra	...	1871	1871	February 1871, from England	937	743.9	5.34	24.55
2	XIX Brig., F. Battery, R. Art., Agra	...	...	...	January 1870, from Meera Meer	144	1194.4	13.89	27.78
3	XXIII Brig., 5 Battery, R. Art., Agra	...	...	...	December 1871, from Meera Meer	83	843.4	12.05	60.24
4	26th Regiment, Morar	...	1865	1868	December 1872, from Fyzabad	827	919.0	18.14	27.81
5	A. Brig., E. Battery, R. H. Art., Morar	...	1865	1865	January 1873, from Sealkote	154	969.1	12.99	19.48
6	XVI Brig., F. Battery, R. Art., Morar (11 months)	...	...	...	February 1873, from Meerut	143	1454.5	29.98	...*
7	XXIII Brig., 1 Battery, R. Art., Morar	...	...	...	November 1871, from Delhi	92	793.5	21.74	97.83
8	XXIII Brig., 4 Battery, R. Art., Gwalior Fortress	...	...	...	February 1872, from Darjeeling	82	1085.4	36.59	36.59
9	{ 106th Regiment, Jhansi, with Detachments of 255 } men at Gwalior Fortress, and 159 men at Now- gong (11 months)	...	...	..	November 1870, from Umballa	814	1076.9	15.97	...*
10	XIX Brig., G. Battery, R. Art., Nowgong	...	...	...	January 1871, from Jullundur	146	1849.3	6.85	41.19
11	VIII Brig., E. Battery, R. Art., Saugor	...	1868	1868	December 1870, from Fyzabad	149	971.4	...	28.57
12	{ 2-24th Regiment, Jubbulpore, with Detachment of } 234 men at Saugor	...	1868	1868	December 1871, from Bareilly	884	1041.9	19.18	30.54
REGIMENTS OF AGRA AND CENTRAL INDIA						4,494	1112.9	12.71	30.67

\* Took home their Invalids.



and CENTRAL INDIA.

				CAUSES OF ADMISSIONS INTO HOSPITAL, OF DEATHS IN AND OUT OF HOSPITAL, AND OF THE INVALIDING OF 1873.																																			
Total Admissions and Loss of the Year by Deaths and Invaliding.				Cholera.	Smallpox.	Dengue.	Enteric Fever.	Intermittent Fever.	Remittent and Continued Fevers.	Rheumatism and Rheumatic Affections.	Primary Venereal Affections.	Secondary Venereal Affections.	Erysipelas.	Scurvy.	Anæmia and Debility.	Phthisis Pulmonalis.	Apoplexy and Stroke.	Epilepsy and other Brain Affections.	Neuralgic Affections.	Delirium Tremens.	Ophthalmia.	Heart Disease and Anæmia.	Tonsillitis, Bronchitis, and Asthma.	Pleurisy and Pneumonia.	Dysentery.	Diarrhea.	Hepatitis.	Spleen Disease.	Functional derangements of the Digestive System.	Diseases of the Urinary System.	Diseases of the Genito-urinary System.	Abscess and Ulcer.	Injuries and Accidents.	All other Causes.					
1	Admissions	697	13	...	...	...	96	16	16	202	13	1	...	9	6	1	2	1	...	20	4	12	4	17	36	35	1	26	2	15	63	52	34						
	Deaths	5	...	...	...	...	...	...	...	...	...	...	...	...	...	...	...	...	...	...	...	...	...	...	...	...	...	...	...	...	...	...	...	...					
	Invaliding	23	...	...	...	...	...	...	...	...	...	...	...	...	...	...	...	...	...	...	...	...	...	...	...	...	...	...	...	...	...	...	...	...	...				
2	Admissions	172	...	...	...	...	2	12	17	3	36	...	...	1	...	...	...	3	...	...	3	2	11	...	3	13	10	1	7	...	2	13	22	11					
	Deaths	2	...	...	...	...	...	...	...	...	...	...	...	...	...	...	...	1	...	...	...	...	...	...	...	...	...	...	...	...	...	...	...	...					
	Invaliding	4	...	...	...	...	...	...	...	...	...	...	...	...	...	...	...	...	...	...	...	...	...	...	...	...	...	...	...	...	...	...	...	...	...				
3	Admissions	70	...	...	...	...	...	15	4	3	1	...	...	1	...	...	...	...	...	2	3	...	6	...	...	1	3	1	10	...	5	14	1						
	Deaths	1	...	...	...	...	...	...	...	...	...	...	...	...	...	...	...	...	...	...	...	...	...	...	...	...	...	...	...	...	...	...	...	...					
	Invaliding	5	...	...	...	...	...	2	...	...	...	...	...	1	...	...	...	...	...	...	...	...	...	...	...	...	...	...	...	...	...	...	...	...	...				
4	Admissions	760	1	...	...	...	293	9	39	94	17	...	...	20	...	...	...	1	3	...	13	10	32	2	11	22	32	1	31	3	10	48	30	35					
	Deaths	15	...	...	...	...	...	3	...	...	...	...	...	...	...	...	...	...	...	...	...	...	...	...	...	...	...	...	...	...	...	...	...	...	...				
	Invaliding	23	...	...	...	...	...	...	...	...	...	...	...	...	...	...	...	...	...	...	...	...	...	...	...	...	...	...	...	...	...	...	...	...	...				
5	Admissions	160	1	...	...	...	...	17	39	5	11	...	...	6	...	...	1	1	4	...	...	2	1	...	4	9	3	1	3	...	2	12	17	1					
	Deaths	2	...	...	...	...	...	...	...	...	...	...	...	...	...	...	...	...	...	...	...	...	...	...	...	...	...	...	...	...	...	...	...	...	...				
	Invaliding	3	...	...	...	...	...	...	...	...	...	...	...	...	...	...	...	...	...	...	...	...	...	...	...	...	...	...	...	...	...	...	...	...	...				
6	Admissions	208	...	...	...	...	...	65	22	11	21	4	1	...	8	...	...	1	...	...	...	...	...	...	...	...	...	...	...	...	...	...	...	...	...				
	Deaths	3	...	...	...	...	...	...	...	...	...	...	...	...	...	...	...	...	...	...	...	...	...	...	...	...	...	...	...	...	...	...	...	...	...				
	Invaliding	1	...	...	...	...	...	...	...	...	...	...	...	...	...	...	...	...	...	...	...	...	...	...	...	...	...	...	...	...	...	...	...	...	...				
7	Admissions	73	...	...	...	...	1	16	2	...	20	3	...	1	...	...	1	1	...	...	...	...	...	...	...	...	...	...	...	...	...	...	...	...	...				
	Deaths	2	...	...	...	...	...	...	...	...	...	...	...	...	...	...	...	...	...	...	...	...	...	...	...	...	...	...	...	...	...	...	...	...					
	Invaliding	9	...	...	...	...	...	...	...	...	...	...	...	...	...	...	...	...	...	...	...	...	...	...	...	...	...	...	...	...	...	...	...	...	...				
8	Admissions	89	...	...	...	...	...	16	5	4	6	2	...	4	...	...	2	2	...	...	...	...	...	...	...	...	...	...	...	...	...	...	...	...	...				
	Deaths	3	...	...	...	...	...	...	...	...	...	...	...	...	...	...	...	...	...	...	...	...	...	...	...	...	...	...	...	...	...	...	...	...	...				
	Invaliding	3	...	...	...	...	...	...	...	...	...	...	...	...	...	...	...	...	...	...	...	...	...	...	...	...	...	...	...	...	...	...	...	...	...				
9	Admissions	1,365	1	2	...	...	579	85	53	92	21	12	6	25	9	1	4	10	3	24	2	84	3	3	21	24	3	60	2	12	86	80	49	...					
	Deaths	13	...	...	...	...	...	...	...	...	...	...	...	...	...	...	...	...	...	...	...	...	...	...	...	...	...	...	...	...	...	...	...	...	...				
	Invaliding	9	...	...	...	...	...	...	...	...	...	...	...	...	...	...	...	...	...	...	...	...	...	...	...	...	...	...	...	...	...	...	...	...	...				
10	Admissions	270	...	...	...	...	...	90	4	7	62	3	1	...	3	...	...	1	1	3	...	19	1	1	6	5	2	14	...	4	19	21	2	...					
	Deaths	1	...	...	...	...	...	...	...	...	...	...	...	...	...	...	...	...	...	...	...	...	...	...	...	...	...	...	...	...	...	...	...	...					
	Invaliding	6	...	...	...	...	...	...	...	...	...	...	...	...	...	...	...	...	...	...	...	...	...	...	...	...	...	...	...	...	...	...	...	...	...				
11	Admissions	136	...	...	...	...	...	50	5	...	28	6	...	1	...	...	...	...	...	...	...	...	...	...	...	...	...	...	...	...	...	...	...	...	...				
	Deaths	...	...	...	...	...	...	...	...	...	...	...	...	...	...	...	...	...	...	...	...	...	...	...	...	...	...	...	...	...	...	...	...	...	...				
	Invaliding	4	...	...	...	...	...	...	...	...	...	...	...	...	...	...	...	...	...	...	...	...	...	...	...	...	...	...	...	...	...	...	...	...	...				
12	Admissions	921	4	...	...	...	383	43	24	83	17	...	...	2	1	1	1	3	1	5	2	47	5	20	27	67	8	33	1	12	37	56	38	...					
	Deaths	9	4	...	...	...	...	...	...	...	...	...	...	...	...	...	...	...	...	...	...	...	...	...	...	...	...	...	...	...	...	...	...	...	...				
	Invaliding	27	...	...	...	...	...	...	...	...	...	...	...	...	...	...	...	...	...	...	...	...	...	...	...	...	...	...	...	...	...	...	...	...	...				
Admissions 4,501				5	15	2	3	1,632	251	165	656	86	15	7	80	20	9	13	24	7	75	26	229	20	63	156	307	21	219	8	60	303	333	191					
Deaths 56				4	...	...	1	1	9	...	...	...	1	...	...	4	2	3	...	...	...	11	5	...	4	...	5	...	...	...	...	...	...	...	...				
Invaliding 117				...	...	...	...	3	1	3	...	2	...	...	25	8	...	...	...	...	1	12	9	1	4	1	22	1	...	3	...	...	5	16					

TABLE

5.—REGIMENTS of									
REGIMENTS & BATTERIES & STATIONS of 1873.			YEAR OF ARRIVAL		Date of Arrival from Station previously occupied.	Average Strength during 1873.	Admission-rate of 1873 per 1,000 of Strength.	LOSS PER 1,000	
			In India.	In the Bengal Presidency.				By Deaths.	By Invaliding.
1	11th Hussars, Umballa	...	1866	1868	November 1872, from Muttra	475	1549.5	14.74	77.89
2	72nd Regiment, Umballa	...	1871	1871	April 1871, from England	688	1216.2	19.14	68.69
3	F. Brig., C. Battery, R. H. Art., Umballa	...	...	...	March 1872, from Lucknow	149	1758.4	6.71	69.40
4	F. Brig., F. Battery, R. H. Art., Umballa	...	...	...	November 1871, from Meer Meer	147	1469.4	6.80	61.22
5	{ 54th Regiment, Jullundur, with Detachment of 50 at Kangra for the year, and 120 men at Bhagsoo for 8 months. }	...	1871	1871	December 1871, from England	926	740.8	10.90	37.79
6	VIII Brig., G. Battery, R. Art., Jullundur	...	1868	1868	December 1870, from Cawnpore	157	1445.9	6.37	38.22
7	2-12th Regiment, Ferozepore	...	1864	1864	December 1872, from Subathoo	900	849.5	21.51	31.18
8	XIII Brig., 3 Battery, R. Art., Ferozepore	...	1871	1871	December 1871, from England	86	2000.0	11.63	104.65
9	XIX Brig., B. Battery, R. Art., Ferozepore	...	...	...	January 1871, from Campbellpore	149	1724.9	...	93.96
10	{ 41st Regiment, Mooltan, with Detachment of 98 men at Dera Ismael Khan }	...	1865	1865	November 1870, from Subathoo	813	1541.2	19.68	81.18
11	XIX Brig., C. Battery, R. Art., Mooltan	...	...	...	January 1870, from Meerut	147	1285.7	27.21	47.62
12	8th Lancers, Sealkote	...	1864	1864	February 1870, from Lucknow	461	1006.5	8.68	41.21
13	{ 1-6th Regiment, Sealkote, with Detachment of 143 men at Umritsur for 9 months, and 134 men road making in the Dalhousie Hills for 8 months }	...	1868	1868	March 1873, from Peshawur	991	1692.9	6.64	45.35
14	A. Brig., D. Battery, R. H. Art., Sealkote	...	1865	1865	February 1873, from Campbellpore	146	993.1	20.55	61.61
15	XIII Brig., 4 Battery, R. Art., Umritsur	...	1871	1871	November 1871, from England	85	1776.5	23.53	47.06
16	{ 36th Regiment, Meer Meer, with Detachment of 80 men at Fort Lahore }	...	1864	1864	March 1873, from Rawulpindee	900	2725.0	22.09	91.31
17	A. Brig., A. Battery, R. H. Art., Meer Meer	...	1866	1866	February 1872, from Peshawur	142	2164.8	...	21.13
18	VIII Brig., H. Battery, R. Art., Meer Meer	...	1868	1868	January 1870, from Agra	135	2155.5	14.82	59.26
19	XIII Brig., 7 Battery, R. Art., Meer Meer	...	1871	1871	November 1871, from England	81	3321.0	24.69	61.73
20	4th Hussars, Rawulpindee	...	1868	1868	January 1873, from Meerut	451	1403.5	11.09	55.43
21	70th Regiment, Rawulpindee	...	1871	1871	December 1871, from England	891	1237.9	14.59	56.12
22	A. Brig., B. Battery, R. H. Art., Rawulpindee	...	1866	1866	February 1870, from Peshawur	152	993.4	6.58	32.86
23	XVI Brig., D. Battery, R. Art., Rawulpindee	...	...	...	March 1872, from Allahabad	155	699.3	19.35	...
24	F. Brig., B. Battery, R. H. Art., Campbellpore	...	...	...	February 1873, from Morar	153	986.9	6.53	13.07



## the PUNJAB.

			CAUSES OF ADMISSIONS INTO HOSPITAL, OF DEATHS IN AND OUT OF HOSPITAL, AND OF THE INVALIDING OF 1873.																																
Total Admissions and Loss of the Year by Deaths and Invaliding.			Cholera.	Smallpox.	Dysent.	Enteric Fever.	Intermittent Fevers.	Remittent and Continued Fevers.	Rheumatism and Rheumatic Affections.	Primary Venereal Affections.	Secondary Venereal Affections.	Erysipelas.	Scurvy.	Anæmia and Debility.	Phthisis Pulmonalis.	Apoplexy & Stroke.	Epilepsy and other Brain Affections.	Neuralgic Affections.	Delirium Tremens.	Ophthalmia.	Heart Disease and Anæmia.	Tonsillitis, Bronchitis, and Asthma.	Pleurisy & Pneumonia.	Dysentery.	Diarrhoea.	Hepatitis.	Spleen Disease.	Functional derangements of the Digestive System.	Diseases of the Urinary System.	Diseases of the Genitive System.	Abscess and Ulcer.	Injuries and Accidents.	All other Causes.		
1	Admissions 736	Deaths 7	...	...	...	11	135	52	40	54	8	1	1	1	1	1	10	5	1	9	2	35	2	11	34	36	5	27	2	7	75	61	83		
	Deaths ... 7																																		
	Invaliding... 37					2		3			3			8	1	1																			
2	Admissions 1,080	Deaths 9	...	...	...	...	53	276	39	142	6	3	...	27	15	1	5	5	3	17	15	85	4	44	27	37	9	30	9	14	71	49	85		
	Deaths ... 9																																		
	Invaliding... 61							1						5	9		1			1	10	1				10					1		22		
3	Admissions 263	Deaths 1	...	...	...	...	11	50	24	26	10	...	...	3	...	...	1	9	...	2	2	6	1	4	4	15	...	8	1	7	24	23	22		
	Deaths ... 1																																		
	Invaliding... 9																																		
4	Admissions 216	Deaths 1	...	...	...	...	1	1	76	18	19	1	2	...	1	1	...	2	1	2	...	12	1	3	10	17	1	3	...	7	9	17	10		
	Deaths ... 1																																		
	Invaliding... 9																																		
5	Admissions 686	Deaths 10	...	...	...	...	2	150	49	22	130	19	3	...	6	10	1	2	1	3	12	2	42	...	5	24	24	5	47	4	11	59	39	22	
	Deaths ... 10							1								1	1	1	...																
	Invaliding... 35								2							9	...					2	2	...	1	1	8	...			1		1	6	
6	Admissions 227	Deaths 1	...	...	...	...	27	22	32	19	4	...	...	4	3	...	...	...	2	3	...	21	1	5	8	20	4	10	...	4	5	20	13	1	
	Deaths ... 1																																		
	Invaliding... 6						1									1																			
7	Admissions 790	Deaths 20	...	...	...	...	1	31	140	53	91	4	4	...	60	8	4	7	10	1	6	9	44	3	7	27	49	8	29	2	12	54	71	43	
	Deaths ... 20							4									1							1	1										
	Invaliding... 29							1																											
8	Admissions 172	Deaths 1	...	...	...	...	11	43	5	38	...	2	6	1	...	...	...	...	...	1	...	4	1	2	2	5	...	4	...	2	17	8	19		
	Deaths ... 1																																		
	Invaliding... 9																																		
9	Admissions 257	Deaths 1	...	...	...	...	40	19	20	2	...	...	...	4	4	2	...	5	6	2	...	24	2	6	12	8	...	19	...	1	21	27	24		
	Deaths ... 1																																		
	Invaliding... 14																																		
10	Admissions 1,253	Deaths 16	...	...	...	...	272	281	28	78	8	6	2	16	26	3	1	1	3	...	17	20	89	35	32	22	108	30	14	1	6	47	52	58	
	Deaths ... 16						1	1	1																										
	Invaliding... 66							2																											
11	Admissions 189	Deaths 4	...	...	...	...	30	52	11	14	5	...	...	5	3	1	...	...	...	1	1	...	12	...	1	1	7	...	3	...	3	13	19	8	
	Deaths ... 4																																		
	Invaliding... 7																																		
12	Admissions 464	Deaths 4	...	...	...	...	1	60	123	27	29	3	1	...	7	2	...	2	7	...	7	5	29	1	15	14	19	2	22	...	8	38	38	13	
	Deaths ... 4																																		
	Invaliding... 19						1		1																										
13	Admissions 1,449	Deaths 6	...	...	...	...	1	329	180	28	150	8	4	2	17	7	3	3	4	1	24	...	95	5	10	62	40	14	31	...	9	68	98	37	
	Deaths ... 6																																		
	Invaliding... 41						2		6																										
14	Admissions 145	Deaths 3	...	...	...	...	28	5	13	7	...	...	...	3	...	...	...	...	...	1	13	1	8	1	11	9	17	1	7	...	1	7	7	5	
	Deaths ... 3																																		
	Invaliding... 9																																		
15	Admissions 151	Deaths 2	...	...	...	...	84	8	1	14	2	...	...	6	3	2	...	...	...	1	1	1	6	...	1	3	2	1	3	1	...	5	5	1	
	Deaths ... 2																																		
	Invaliding... 4																																		
16	Admissions 2,477	Deaths 20	...	...	...	...	2	1507	138	36	175	4	1	...	32	5	2	1	2	1	13	1	106	7	22	76	35	8	58	...	8	47	62	38	
	Deaths ... 20																																		
	Invaliding... 83						3		3																										
17	Admissions 359	Deaths 3	...	...	...	...	127	39	2	2	7	...	...	7	...	3	...	3	...	5	2	18	1	2	9	4	9	13	...	3	20	49	25		
	Deaths ... 3																																		
	Invaliding... 3																																		
18	Admissions 291	Deaths 2	...	...	...	...	85	89	6	14	6	...	...	1	...	...	...	...	...	3	...	2	2	7	1	5	9	6	1	8	1	8	23	13	
	Deaths ... 2																																		
	Invaliding... 8																																		
19	Admissions 260	Deaths 2	...	...	...	...	132	34	4	14	1	1	...	3	...	...	...	...	...	1	4	1	...	1	9	1	3	5	3	...	16	1	20	5	9
	Deaths ... 2																																		
	Invaliding... 5																																		
20	Admissions 633	Deaths 5	...	...	...	...	1	51	65	29	16	6	1	1	7	1	17	7	4	...	6	2	92	43	8	6	6	39	33	...	2	53	106	31	
	Deaths ... 5																																		
	Invaliding... 25																																		
21	Admissions 1,103	Deaths 13	...	...	...	...	5	140	326	54	67	15	3	...	3	16	1	4	6	2	16	9	67	2	29	37	62	...	40	7	13	64	56	29	
	Deaths ... 13																																		
	Invaliding... 50																																		
22	Admissions 151	Deaths 1	...	...	...	...	1	21	15	5	22	1	...	5	...	...	...	...	...	1	...	6	...	6	8	...	6	...	5	10	34	4			
	Deaths ... 1																																		
	Invaliding... 5																																		
23	Admissions 107	Deaths 3	...	...	...	...	14	29	7	8	...	...	...	2	1	...	...	...	...	1	...	2	0	1	1	3	...	10	...	...	7	15	...		
	Deaths ... 3																																		
	Invaliding... 3																																		



TABLE

REGIMENTS of

REGIMENTS & BATTERIES, & STATIONS of 1873.		YEAR OF ARRIVAL		Date of Arrival from Station previously occupied.	Average Strength during 1873.	Admission-rate of 1873 per 1,000 of Strength.	LOSS PER 1,000	
		In India.	In the Bengal Presidency.				By Deaths.	By Invaliding.
25	XIII Brigade, 5 Battery, E. Art., Attock ...	1871	1871	January 1872, from England ...	80	2175.0	...	112.50
26	{ 58th Regiment, Nowshera, with Detachment of 100 } { at Attock for 8 months ... }	1865	1865	February 1873, from Sealkote ...	806	1870.2	10.16	...*
27	{ 39th Regiment, Peshawur, with Detachment of 224 } { at Cherat for 6 months ... }	1869	1869	February 1873, from Ferozepore ...	925	1734.1	15.14	10.81
28	55th Regiment, Peshawur ...	1864	1864	January 1872, from Chockrata ...	820	2306.1	24.39	34.15
29	A. Brigade, C. Battery, E. H. Art., Peshawur ...	1866	1866	January 1872, from Meerut ...	158	2062.0	12.06	50.63
30	VIII Brigade, A. Battery, E. Art., Peshawur ...	...	...	December 1870, from Ferozepore ...	152	2032.9	6.58	39.47
31	XXIII Brigade, 3 Battery, E. Art., Peshawur ...	...	...	November 1871, from Lucknow ...	91	2065.9	54.95	54.95
REGIMENTS OF THE PUNJAB ...					12,637	1574.7	14.48	48.17

## 6.—REGIMENTS stationed during

1	V Brigade, 3 Battery, E. Art., Darjeeling	...	1867	1871	December 1871, from Youngoo	86	581.4	11.63	...
2	{ 2-1st Regiment, Rannekhet, with Detachment of 229 } { men for the year at Shahjehanpore	...	1866	1870	January 1870, from Nusseerabad	865	912.1	10.40	50.87
3	92nd Regiment, Chockrata	...	1868	1868	March 1872, from Jullundur	890	486.5	7.86	14.61
4	37th Regiment, Dugshaie	...	1867	1867	March 1873, from Metan Meer	956	1499.0	16.74	21.97
5	1-11th Regiment, Subathoo	...	1864	1864	February 1873, from Morar	908	862.3	9.91	29.74
6	XIII Brigade, 6 Battery, E. Art., Jutogh	...	1871	1871	March 1872, from England	94	691.5	10.64	10.64
7	2-6th Regiment, Murree Hills	...	1867	1867	April 1873, from Nowshera	1,013	1305.0	11.85	29.61
8	XIII Brigade, 1 Battery, E. Art., Murree Hills	...	1871	1871	December 1871, from England†	95	1094.7	...	73.68
HILL STATIONS OF THE BENGAL PRESIDENCY						4,907	1014.7	11.21	29.14

## 7.—INVALID GARRISON, ROAD-MAKING

1	Invalid Garrison, Chunar	...	...	...	...	23	...	...	...
2	Road-making Parties, Murree Hills, (See 2-6th Regiment, Section 6)	...	...	...	...	...	...	...	...
3	Detachments at Puchmuree, from April to October	...	...	...	...	145	1458.9	...	...
4	Detachments from Peshawur, at Cherat, from May to October	...	...	...	...	679	823.3	11.78	...

\* Took home its Invalids.

† At Rawalpindoe during the cold season.



## the PUNJAB,—(continued).

			CAUSES OF ADMISSIONS INTO HOSPITAL, OF DEATHS IN AND OUT OF HOSPITAL, AND OF THE INVALIDING OF 1873.																															
Total Admissions and Loss of the Year by Deaths and Invaliding.			Cholera.	Smallpox.	Dysentery.	Enteric Fever.	Intermittent Fevers.	Remittent and Continued Fevers.	Rheumatism and Rheumatic Affections.	Primary Venereal Affections.	Secondary Venereal Affections.	Erysipelas.	Scurvy.	Anæmia and Debility.	Phthisis Pulmonalis.	Apoplexy and Sunstroke.	Epilepsy and other Brain Affections.	Neuralgic Affections.	Delirium Tremens.	Ophthalmia.	Heart Disease and Anæmia.	Tonsillitis, Bronchitis, and Asthma.	Pleurisy and Pneumonia.	Dysentery.	Diarrhoea.	Hepatitis.	Splen Disease.	Functional derangements of the Digestive System.	Diseases of the Urinary System.	Diseases of the Genæral System.	Abscess and Ulcer.	Injuries and Accidents.	All other Causes.	
25	{ Admissions 174	{ Deaths 1	...	...	...	...	98	...	5	5	...	...	...	4	...	1	1	3	...	...	...	3	...	1	4	9	2	2	4	1	12	3	16	
	{ Invaliding... 9	{ Deaths 1	...	...	...	...	...	...	1	...	...	...	...	1	...	...	1	...	...	...	...	...	...	...	...	2	...	...	...	...	...	...	3	
26	{ Admissions 1,657	{ Deaths 9	...	1	...	...	890	167	36	82	20	...	1	31	8	3	16	9	...	16	...	66	10	20	40	20	11	44	1	6	52	73	33	
	{ Invaliding... 14	{ Deaths 9	...	...	...	...	...	...	...	...	...	...	...	...	...	1	1	1	...	...	...	...	...	...	...	3	...	...	...	...	...	...	2	
27	{ Admissions 1,604	{ Deaths 14	...	...	...	...	4	696	461	11	62	9	...	1	8	8	4	2	6	2	19	1	46	5	33	37	10	...	44	3	7	55	82	19
	{ Invaliding... 10	{ Deaths 14	...	...	...	...	2	...	...	...	...	...	...	...	...	1	1	1	...	...	...	1	1	1	1	...	1	...	...	1	...	...	3	
28	{ Admissions 1,891	{ Deaths 20	...	1	...	...	1,173	119	52	33	6	8	1	19	6	6	6	23	1	13	6	75	12	24	27	33	21	52	1	9	47	81	36	
	{ Invaliding... 28	{ Deaths 20	...	...	...	...	1	...	7	...	...	...	...	...	5	...	2	1	...	...	2	1	6	...	1	2	3	...	...	1	...	1	3	
29	{ Admissions 468	{ Deaths 2	...	1	...	...	261	39	16	16	4	1	...	2	2	3	...	...	1	2	1	29	...	5	3	8	8	13	...	3	18	16	16	
	{ Invaliding... 8	{ Deaths 2	...	...	...	...	...	...	2	...	...	...	...	...	1	...	...	...	...	...	1	...	...	...	...	...	4	...	...	...	...	...	1	
30	{ Admissions 309	{ Deaths 1	...	1	...	...	129	31	3	14	3	...	...	5	2	3	...	...	3	5	...	28	2	7	3	5	3	13	...	...	22	18	9	
	{ Invaliding... 6	{ Deaths 1	...	...	...	...	...	...	2	...	...	...	...	...	1	...	...	...	...	...	...	1	...	...	...	1	...	...	...	...	...	...	1	
31	{ Admissions 188	{ Deaths 5	...	...	...	...	115	5	3	10	...	...	...	1	5	...	3	...	3	2	...	19	2	...	2	1	...	8	...	...	2	5	2	
	{ Invaliding... 5	{ Deaths 5	...	...	...	...	...	...	...	...	...	...	...	2	2	...	...	...	...	...	...	...	1	...	...	...	...	...	...	...	...	...	...	
	{ Admissions 19,900	{ Deaths 183	1	8	32	6,952	3,008	631	1,384	164	39	12	326	139	57	72	124	36	228	85	1082	147	318	532	619	182	632	38	154	951	1180	767		
	{ Invaliding... 602	{ Deaths 183	...	...	...	...	...	...	...	...	...	...	...	...	17	14	4	...	1	...	13	3	24	7	...	22	...	...	...	...	...	19	18	
			...	...	...	...	10	2	43	...	15	...	110	70	2	12	3	...	7	...	35	26	5	12	4	100	10	...	...	...	...	10	111	

## the year at HILL STATIONS.

1	{ Admissions 50 Deaths 1 (Invaliding...	...	...	...	...	1	2	10	11	1	...	...	...	...	...	1	...	...	1	3	...	2	...	4	...	3	2	1	...	8	...		
2	{ Admissions 780 Deaths 9 (Invaliding...	...	...	...	...	3	50	34	24	113	4	1	1	15	6	1	6	17	...	10	2	55	10	21	105	42	...	67	...	20	37	48	54
3	{ Admissions 433 Deaths 7 (Invaliding...	...	...	...	...	...	1	...	...	3	...	2	...	6	...	2	...	2	...	...	1	1	3	...	2	2	2	...	...	...	...	...	8
4	{ Admissions 1,433 Deaths 16 (Invaliding...	...	...	...	...	...	...	...	...	...	...	...	...	...	...	...	...	...	...	...	...	...	...	...	...	...	...	...	...	...	...	...	...
5	{ Admissions 783 Deaths 9 (Invaliding...	...	...	...	...	...	...	...	...	...	...	...	...	...	...	...	...	...	...	...	...	...	...	...	...	...	...	...	...	...	...	...	...
6	{ Admissions 65 Deaths 1 (Invaliding...	...	...	...	...	...	...	...	...	...	...	...	...	...	...	...	...	...	...	...	...	...	...	...	...	...	...	...	...	...	...	...	...
7	{ Admissions 1,322 Deaths 12 (Invaliding...	...	...	...	...	...	...	...	...	...	...	...	...	...	...	...	...	...	...	...	...	...	...	...	...	...	...	...	...	...	...	...	...
8	{ Admissions 104 Deaths 1 (Invaliding...	...	...	...	...	...	...	...	...	...	...	...	...	...	...	...	...	...	...	...	...	...	...	...	...	...	...	...	...	...	...	...	...
	{ Admissions 4,979 Deaths 55 (Invaliding...	...	...	...	...	13	1,002	218	255	555	49	26	4	43	25	3	17	51	5	54	19	433	43	89	102	191	18	188	8	67	249	368	184
		...	...	...	...	3	1	3	...	...	1	...	...	...	2	2	...	...	1	...	7	1	5	9	3	4	...	...	...	...	...	10	3
		...	...	...	...	2	13	...	...	5	...	11	13	2	4	...	...	...	2	8	11	...	4	14	20	...	...	3	...	1	7	23	

## PARTIES, and PUCHMURREE and CHERAT SANITARIA.

1	{	Admissions	22						4		3																																																																																																																																																																																																																																																																																																																																																																																																																																																																																																																																																																																																																																																																																																																																																																																																																																																																																																																																																																																																																																																																																																																																																																																																																																																																																																																																																																																																								
---	---	------------	----	--	--	--	--	--	---	--	---	--	--	--	--	--	--	--	--	--	--	--	--	--	--	--	--	--	--	--	--	--	--	--	--	--	--	--	--	--	--	--	--	--	--	--	--	--	--	--	--	--	--	--	--	--	--	--	--	--	--	--	--	--	--	--	--	--	--	--	--	--	--	--	--	--	--	--	--	--	--	--	--	--	--	--	--	--	--	--	--	--	--	--	--	--	--	--	--	--	--	--	--	--	--	--	--	--	--	--	--	--	--	--	--	--	--	--	--	--	--	--	--	--	--	--	--	--	--	--	--	--	--	--	--	--	--	--	--	--	--	--	--	--	--	--	--	--	--	--	--	--	--	--	--	--	--	--	--	--	--	--	--	--	--	--	--	--	--	--	--	--	--	--	--	--	--	--	--	--	--	--	--	--	--	--	--	--	--	--	--	--	--	--	--	--	--	--	--	--	--	--	--	--	--	--	--	--	--	--	--	--	--	--	--	--	--	--	--	--	--	--	--	--	--	--	--	--	--	--	--	--	--	--	--	--	--	--	--	--	--	--	--	--	--	--	--	--	--	--	--	--	--	--	--	--	--	--	--	--	--	--	--	--	--	--	--	--	--	--	--	--	--	--	--	--	--	--	--	--	--	--	--	--	--	--	--	--	--	--	--	--	--	--	--	--	--	--	--	--	--	--	--	--	--	--	--	--	--	--	--	--	--	--	--	--	--	--	--	--	--	--	--	--	--	--	--	--	--	--	--	--	--	--	--	--	--	--	--	--	--	--	--	--	--	--	--	--	--	--	--	--	--	--	--	--	--	--	--	--	--	--	--	--	--	--	--	--	--	--	--	--	--	--	--	--	--	--	--	--	--	--	--	--	--	--	--	--	--	--	--	--	--	--	--	--	--	--	--	--	--	--	--	--	--	--	--	--	--	--	--	--	--	--	--	--	--	--	--	--	--	--	--	--	--	--	--	--	--	--	--	--	--	--	--	--	--	--	--	--	--	--	--	--	--	--	--	--	--	--	--	--	--	--	--	--	--	--	--	--	--	--	--	--	--	--	--	--	--	--	--	--	--	--	--	--	--	--	--	--	--	--	--	--	--	--	--	--	--	--	--	--	--	--	--	--	--	--	--	--	--	--	--	--	--	--	--	--	--	--	--	--	--	--	--	--	--	--	--	--	--	--	--	--	--	--	--	--	--	--	--	--	--	--	--	--	--	--	--	--	--	--	--	--	--	--	--	--	--	--	--	--	--	--	--	--	--	--	--	--	--	--	--	--	--	--	--	--	--	--	--	--	--	--	--	--	--	--	--	--	--	--	--	--	--	--	--	--	--	--	--	--	--	--	--	--	--	--	--	--	--	--	--	--	--	--	--	--	--	--	--	--	--	--	--	--	--	--	--	--	--	--	--	--	--	--	--	--	--	--	--	--	--	--	--	--	--	--	--	--	--	--	--	--	--	--	--	--	--	--	--	--	--	--	--	--	--	--	--	--	--	--	--	--	--	--	--	--	--	--	--	--	--	--	--	--	--	--	--	--	--	--	--	--	--	--	--	--	--	--	--	--	--	--	--	--	--	--	--	--	--	--	--	--	--	--	--	--	--	--	--	--	--	--	--	--	--	--	--	--	--	--	--	--	--	--	--	--	--	--	--	--	--	--	--	--	--	--	--	--	--	--	--	--	--	--	--	--	--	--	--	--	--	--	--	--	--	--	--	--	--	--	--	--	--	--	--	--	--	--	--	--	--	--	--	--	--	--	--	--	--	--	--	--	--	--	--	--	--	--	--	--	--	--	--	--	--	--	--	--	--	--	--	--	--	--	--	--	--	--	--	--	--	--	--	--	--	--	--	--	--	--	--	--	--	--	--	--	--	--	--	--	--	--	--	--	--	--	--	--	--	--	--	--	--	--	--	--	--	--	--	--	--	--	--	--	--	--	--	--	--	--	--	--	--	--	--	--	--	--	--	--	--	--	--	--	--	--	--	--	--	--	--	--	--	--	--	--	--	--	--	--	--	--	--	--	--	--	--	--	--	--	--	--	--	--	--	--	--	--	--	--	--	--	--	--	--	--	--	--	--	--	--	--	--	--	--	--	--	--	--	--	--	--	--	--	--	--	--	--	--	--	--	--	--	--	--	--	--	--	--	--	--	--	--	--	--	--	--	--	--	--	--	--	--	--	--	--	--	--	--	--	--	--	--	--	--	--	--	--	--	--	--	--	--	--	--	--	--	--	--	--	--	--	--	--	--	--	--	--	--	--	--	--	--	--	--	--	--	--	--	--	--	--	--	--	--	--	--	--	--	--	--	--	--	--	--	--	--	--	--	--	--	--	--	--	--	--	--	--	--	--	--	--	--	--	--	--	--	--	--	--	--	--	--	--	--	--	--	--	--	--	--	--	--	--	--	--	--	--	--	--	--	--	--	--	--	--	--	--	--	--	--	--	--	--	--	--	--	--	--	--	--	--	--	--	--	--	--	--	--	--	--	--	--	--	--	--	--	--	--	--	--	--	--	--	--	--	--	--	--	--	--	--	--	--	--	--	--	--	--	--	--	--	--	--	--	--	--	--	--	--	--	--	--	--	--	--	--	--	--	--	--	--	--	--	--	--	--	--	--	--	--	--	--	--	--	--	--	--	--	--	--	--	--	--	--	--	--	--	--	--	--	--	--	--	--	--	--	--	--	--	--	--	--	--	--	--	--	--	--	--	--	--	--	--	--	--	--	--	--	--	--	--	--	--	--	--	--	--	--	--	--	--	--	--	--	--	--	--	--	--	--	--	--	--	--	--	--	--	--	--	--	--	--	--	--	--	--	--	--	--	--	--	--	--	--	--	--	--	--	--	--	--	--	--	--	--	--	--	--	--	--	--	--	--	--	--	--	--	--	--	--	--	--	--	--	--	--	--	--	--	--	--	--	--	--	--	--	--	--	--	--	--	--	--	--	--	--	--	--	--	--	--	--	--	--	--	--	--	--	--	--	--	--	--	--	--	--	--	--	--	--	--	--	--	--	--	--	--	--	--	--	--	--	--	--	--	--	--	--	--	--	--	--	--	--	--	--	--	--	--	--



TABLE

8.—CONVALESCENT									
CONVALESCENT DEPOTS.			Period of Occupation.	Average Strength during the period of occupation.	Admission-rate of Season 1873 per 1,000 of Strength.	Loss per 1,000			
						By Deaths.	By Invaliding.		
1	Darjeeling	...	...	Nine months, April to December	...	112	794.7	8.83	53.57
2	Nynce Tal	...	...	Ten months, February and March, excluded	...	250	1300.0	12.00	68.00
3	Landour	...	...	Nine months, April to December	...	196	719.4	5.10	107.14
4	Kussowlie	...	...	Eight months, April to November	...	419	1053.4	11.14	64.59
5	Dalhousie	...	...	Eight months, April to November	...	429	605.4	2.33	109.56
6	Murree	...	...	Eight months, April to November	...	477	1513.6	25.16	...
CONVALESCENT DEPOTS OF THE BENGAL PRESIDENCY, FOR THE SEASON				...	2,652	1046.8	11.21	...	
EUROPEAN ARMY OF THE BENGAL PRESIDENCY				...	36,817	1332.1	15.16	41.01	

## ANNUAL RELIEF OF THE

## ARTILLERY.

A. Brigade	Head Quarters	From Peshawur	To Umballa	...	Arrived	January	1874.
	A. Battery	" Meera Meer	" Umballa	...	Arrived	February	1874.
	B. Battery	" Rawulpindie	" Lucknow	...	Arrived	February	1874.
	C. Battery	" Peshawur	" Umballa	...	Arrived	January	1874.
F. Brigade	Head Quarters	" Umballa	" Peshawur	...	Arrived	December	1873.
	A. Battery	" Lucknow	" Meera Meer	...	Arrived	January	1874.
	C. Battery	" Umballa	" Peshawur	...	Arrived	December	1873.
	F. Battery	" Umballa	" Rawulpindie	...	Arrived	February	1874.
5th Brigade	3. Battery	" Darjeeling	" Fort William	...	Arrived	January	1874.
8th Brigade	Head Quarters	" Lucknow	" Meerut	...	Arrived	January	1874.
	A. Battery	" Peshawur	" Jullundur	...	Arrived	January	1874.
	C. Battery	" Lucknow	" Mooltan	...	Arrived	March	1874.
	D. Battery	" Benares	" Meera Meer	...	Arrived	January	1874.
	E. Battery	" Saugor	" Ferozepore	...	Arrived	February	1874.
	F. Battery	" Barrackpore	" Meerut	...	Arrived	February	1874.
	G. Battery	" Jullundur	" Peshawur	...	Arrived	November	1873.
	H. Battery	" Meera Meer	" Rawulpindie	...	Arrived	November	1873.
11th Brigade	Head Quarters	" England	" Barrackpore	...	Arrived	March	1874.
	A. Battery	" England	" Barrackpore	...	Arrived	March	1874.
	B. Battery	" England	" Barrackpore	...	Arrived	March	1874.
	C. Battery	" England	" Dinapore	...	Arrived	March	1874.
	D. Battery	" England	" Benares	...	Arrived	March	1874.
	E. Battery	" England	" Allahabad	...	Arrived	March	1874.
	F. Battery	" England	" Saugor	...	Arrived	March	1874.
	G. Battery	" England	" Nowgong	...	Arrived	March	1874.
13th Brigade	2. Battery	" Fort William	" Meera Meer	...	Arrived	February	1874.
	7. Battery	" Meera Meer	" Darjeeling	...	Arrived	February	1874.
16th Brigade	...	" Bengal Presidency	" England	...	Embarked	Nov. & Dec.	1873.
19th Brigade	Head Quarters	" Meerut	" Lucknow	...	Arrived	February	1874.
	A. Battery	" Cawnpore	" Agra	...	Arrived	December	1873.
	B. Battery	" Ferozepore	" Meerut	...	Arrived	January	1874.
	C. Battery	" Mooltan	" Bareilly	...	Arrived	January	1874.
	D. Battery	" Dinapore	" Fyzabad	...	Arrived	December	1873.
	E. Battery	" Allahabad	" Soetapore	...	Arrived	January	1874.
	F. Battery	" Agra	" Cawnpore	...	Arrived	January	1874.
	G. Battery	" Nowgong	" Lucknow	...	Arrived	December	1873.

## ANNUAL RELIEF OF THE

## ARTILLERY.

9th Brigade	G. Battery	From Secunderabad	To Thayetmyo	...	Arrived	January	1874.
18th Brigade	G. Battery	" Bellary	" Trichinopoly	...	Arrived	February	1874.
20th Brigade	B. Battery	" Trichinopoly	" Bellary	...	Arrived	February	1874.
	D. Battery	" Kamptee	" Bangalore	...	Arrived	March	1874.
	E. Battery	" Bangalore	" Kamptee	...	Arrived	February	1874.

## ANNUAL RELIEF OF THE

## ARTILLERY.

C. Brigade	D. Battery	From Ahmednuggur	To Kirkee	...	Arrived	December	1873.
9th Brigade	E. Battery	" Kurrachee	" Hyderabad	...	Arrived	February	1874.
	E. Battery	" Deesa	" Ahmednuggur	...	Arrived	December	1873.
18th Brigade	B. Battery	" Hyderabad	" Kurrachee	...	Arrived	January	1874.

## INFANTRY.

1-2nd Regiment	From Belgaum	To Ahmednuggur and Bombay	...	Arrived	January	1874.
2-5th Regiment	" England	" Poona	...	Arrived	November	1873.
41st Regiment	" Mooltan	" Aden	...	Arrived	February	1874.



## DEPOTS.

Total Admissions and Loss of the Year by Deaths and Invaliding.		CAUSES OF ADMISSIONS INTO HOSPITAL, OF DEATHS IN AND OUT OF HOSPITAL, AND OF THE INVALIDING OF 1873.																															
		Cholera.	Smallpox.	Dengue.	Enteric Fever.	Intermittent Fevers.	Remittent and Continued Fevers.	Rheumatism and Rheumatic Affections.	Primary Venereal Affections.	Secondary Venereal Affections.	Erysipelas.	Scurvy.	Anæmia and Debility.	Phthisis Pulmonalis.	Apoplexy and Stroke.	Epilepsy and other Brain Affections.	Neuragic Affections.	Delirium Tremens.	Ophthalmia.	Heart Disease and Aneurism.	Tonsillitis, Bronchitis, and Asthma.	Pleurisy and Pneumonia.	Dysentery.	Diarrhoea.	Hepatitis.	Spleen Disease.	Functional derangements of the Digestive System.	Diseases of the Urinary System.	Diseases of the Genes- ative System.	Abscess and Ulcer.	Injuries and Accidents.	All other Causes.	
1	{ Admissions	115	...	...	...	25	3	3	12	12	...	...	...	1	...	...	...	...	...	1	6	...	3	10	9	...	11	3	1	9	4	2	
	{ Deaths	1	...	...	...	...	...	...	...	...	...	...	...	...	...	...	...	...	...	...	...	...	...	...	...	...	...	...	...	...	...	...	
	{ Invaliding	6	...	...	...	...	...	...	...	...	...	...	...	...	...	...	...	...	...	...	1	...	...	1	...	...	...	...	...	1	...	1	
2	{ Admissions	331	...	...	...	1	15	9	17	71	6	...	54	...	...	...	6	...	7	4	29	4	...	13	13	8	15	...	4	15	14	26	
	{ Deaths	3	...	...	...	...	...	...	...	1	...	...	...	...	...	...	...	...	...	...	...	...	...	...	...	...	...	...	...	...	...	...	
	{ Invaliding	17	...	...	...	...	...	...	...	...	...	...	7	...	...	...	...	...	...	4	2	...	...	3	1	...	...	...	...	...	...	...	
3	{ Admissions	157	...	1	...	36	11	5	9	5	...	...	7	2	...	2	1	...	...	4	8	...	9	...	26	5	6	...	...	8	10	2	
	{ Deaths	1	...	...	...	...	...	...	...	...	...	...	...	...	...	...	...	...	...	...	...	...	...	...	...	...	...	...	...	...	...	...	
	{ Invaliding	21	...	...	...	...	...	...	1	...	...	...	2	...	...	1	...	...	...	1	1	...	1	...	8	1	...	...	...	...	2	3	
4	{ Admissions	524	...	...	...	2	91	20	36	42	17	1	22	2	...	2	9	1	9	5	27	2	3	46	33	1	32	3	2	41	33	40	
	{ Deaths	5	...	...	...	1	...	...	...	...	...	...	...	1	...	...	...	...	...	...	...	...	...	...	...	...	...	...	...	...	...	...	
	{ Invaliding	29	...	...	...	...	...	...	2	...	...	...	4	1	...	1	1	...	3	3	2	...	...	...	4	...	...	...	...	1	3	4	
5	{ Admissions	291	...	...	...	54	5	19	51	8	2	...	7	3	...	...	1	...	3	2	21	2	7	37	11	...	8	2	5	16	19	8	
	{ Deaths	1	...	...	...	...	...	...	...	...	...	...	...	...	...	...	...	...	...	1	...	...	...	...	...	...	...	...	...	...	...	...	
	{ Invaliding	47	...	...	...	...	...	...	3	...	2	...	5	4	...	2	...	...	2	1	6	...	1	1	6	1	...	1	...	...	...	12	
6	{ Admissions	730	...	...	...	283	4	38	21	10	8	...	12	34	3	2	14	1	8	3	62	15	8	18	33	20	24	1	6	30	25	47	
	{ Deaths	12	...	...	...	...	...	...	...	...	1	...	...	1	...	...	...	...	...	...	...	...	...	...	...	...	...	...	...	...	...	...	
	{ Invaliding	...	...	...	...	...	...	...	...	...	...	...	...	...	...	...	...	...	...	...	...	...	...	...	...	...	...	...	...	...	...	...	
{ Admissions		2,148	...	...	...	3	504	52	118	206	58	11	...	102	42	3	6	31	2	27	19	153	23	30	124	125	34	96	9	18	119	105	125
{ Deaths		23	...	...	...	1	...	...	...	...	1	...	...	...	2	...	...	...	...	...	...	3	...	...	6	...	...	...	...	...	...	2	5
{ Admissions		49,645	50	70	43	141	12939	5946	1791	3361	603	95	23	1028	337	134	180	312	89	713	249	3720	303	1044	1801	1834	300	2,134	101	499	2066	3065	2181
{ Deaths		559	35	10	...	58	7	44	1	...	3	3	1	42	50	12	40	5	21	52	4	33	29	5	61	1	...	6	...	...	...	...	
{ Invaliding		1,390	...	...	...	1	20	3	78	...	35	...	...	276	152	6	33	5	...	21	97	61	7	41	29	211	12	...	16	4	10	32	239

\* Invaliding took place after the return of the men to their Regiments.

## ARMY OF BENGAL, 1873-74.

## ARTILLERY,—continued.

23rd Brigade	6. Battery	From Lucknow	To Allahabad	...	...	Arrived	January	1874.
	7. Battery	" Allahabad	" Lucknow	...	...	Arrived	February	1874.

## CAVALRY.

13th Hussars	From England	To Lucknow	...	...	Arrived	February	1874.
21st Hussars	" Lucknow	" England	...	...	Embarked	November	1873.

## INFANTRY.

1-3rd Regiment	From Secapore and To Fort William	...	...	Arrived	January	1874.
1-8th Regiment	" Cawnpore	" Chukrata	...	Arrived	March	1874.
1-14th Regiment	" Fort William	" Secapore and Benares	...	Arrived	January	1874.
1-17th Regiment	" Lucknow	" Peshawar	...	Arrived	May	1874.
2-22nd Regiment	" England	" Hazareebaugh	...	Arrived	December	1873.
36th Regiment	" Meerut	" Detachments to Solon and Dugshaie.	...	...	...	...
39th Regiment	" Peshawar	" Nowshera	...	Arrived	March	1874.
41st Regiment	" Mooltan	" Aden	...	Arrived	February	1874.
55th Regiment	" Peshawar	" Roorkie and Delhi	...	Arrived	February	1874.
58th Regiment	" Nowshera	" England	...	Embarked	February	1874.
59th Regiment	" Nusserabad and Neemuch.	" Agra	...	Arrived	January	1874.
62nd Regiment	" Hazareebaugh	" Jhansi and Nowgong	...	Arrived	December	1873.
65th Regiment	" Agra	" Lucknow	...	Arrived	February	1874.
72nd Regiment	" Umballa	" Peshawar	...	Arrived	December	1873.
73rd Regiment	" Ceylon	" Cawnpore	...	Arrived	February	1874.
92nd Regiment	" Chukrata	" Mooltan	...	Arrived	January	1874.
96th Regiment	" Dinapore	" England	...	Embarked	November	1873.
100th Regiment	" Jhansi and Nowgong.	" England	...	Embarked	December	1873.
109th Regiment	" Roorkie and Delhi.	" Dinapore	...	Arrived	February	1874.
4th Battalion Rifle Brigade	" England	" Umballa	...	Arrived	December	1873.

## ARMY OF MADRAS, 1873-74.

## ARTILLERY,—continued.

F. Battery	From Thayetmyo	To Secunderabad	...	...	Arrived	March	1874.
------------	----------------	-----------------	-----	-----	---------	-------	-------

## INFANTRY.

45th Regiment	From Thayetmyo	To Rangoon	...	...	Arrived	January	1874.
67th Regiment	" Rangoon	" Thayetmyo and Teungoo	...	Arrived	January	1874.	

## ARMY OF BOMBAY, 1873-74.

## INFANTRY,—continued.

56th Regiment	From Poona	To Kurrachee and Hyderabad	...	Arrived	January	1874.
59th Regiment	" Nusserabad and Neemuch.	" Agra	...	Arrived	January	1874.
60th Regiment	" Kurrachee and Hyderabad.	" Belgium	...	Arrived	January	1874.
83rd Regiment	" Poona and Bombay.	" Deesa	...	Arrived	January	1874.
105th Regiment	" Aden	" England	...	Embarked	February	1874.
108th Regiment	" Deesa	" Nusserabad and Neemuch	...	Arrived	December	1873.



## ABSTRACT of the RETURNS showing the ADMISSIONS, DEATHS and

SEE NOTE PER

## 1.—REGIMENTS of RAJPOOTANA.

REGIMENTS & BATTERIES, & STATIONS OF 1873.	Date of Arrival in India.	Date of Arrival from Station previously occupied.	Average Strength during 1873.	Admission-rate of 1873 per 1,000 of Average Strength.	Loss per 1,000	
					By Deaths.	By Invaliding.
1 { 30th Regiment, Nusseerabad, with Detachment of 290 men at Neemuch ... }	March 1869	January 1872, from Mhow	832	1713.9	9.61	96.15
2 XVIII Brig., E. Battery, R. Art., Nusseerabad	...	February 1873, from Kirkee	160	1768.7	37.50	43.75
3 XVIII Brig., D. Battery, R. Art., Neemuch	...	January 1871, from Kirkee	152	1881.6	39.48	144.74
4 { 40th Regiment, Mhow, with Detachment of 105 men at Indore ... }	December 1865	December 1871, from Poona	935	1016.0	12.84	50.27
5 { 3rd Hussars, Mhow, with Detachment of 142 men at Ahmednuggur ... }	December 1869	January 1873, from Ahmednuggur	475	1082.1	4.21	65.26
6 C. Brig., E. Battery, R. H. Art., Mhow (10 months)	March 1873	March 1873, from England	170	1988.2	17.65	123.63
7 VI Brig., 2 Battery, R. Art., Mhow	February 1869	December 1872, from Bombay	74	2121.6	67.37	216.22
8 { 106th Regiment, Deesa, with Detachment of 124 men at Mount Abo and 85 men at Ahmedabad ... }	...	January 1871, from Belgaum	890	1790.9	18.18	44.32
9 IX Brig., E. Battery, R. Art., Deesa	November 1869	March 1871, from Kirkee	146	2376.7	34.25	27.40
10 XVIII Brig., C. Battery, R. Art., Ahmedabad	...	March 1872, from Belgaum	143	1937.1	...	62.94
11 { 66th Regiment, Kurrachee, with Detachment of 271 men at Hyderabad ... }	April 1870	April 1870, from England	930	1261.3	9.68	21.31
12 IX Brig., B. Battery, R. Art., Kurrachee	December 1869	March 1872, from Kirkee	150	673.3	6.67	20.09
13 XVIII Brig., B. Battery, R. Art., Hyderabad	...	March 1872, from Kurrachee	150	1573.3	6.67	...
14 105th Regiment, Aden	...	December 1872, from Meerut	605	1145.4	11.57	...
15 VI Brig., 1 Battery, R. Art., Aden	February 1869	January 1873, from Mhow	81	1975.6	24.39	60.97
16 VI Brig., 6 Battery, R. Art., Aden	February 1869	January 1873, from Bombay	83	2072.3	12.05	84.34
REGIMENTS OF RAJPOOTANA, MALWA, SCINDE AND ADEN			5,900	1473.1	14.24	58.32

## 2.—REGIMENTS of the

1 VI Brig., 3 Battery, R. Art., Bombay	February 1869	February 1871, from Aden	93	1924.7	32.26	86.02
2 VI Brig., 3 Battery, R. Art., Bombay	February 1869	February 1873, from Aden	85	1294.1	...	58.82
3 VI Brig., 5 Battery, R. Art., Bombay	February 1869	February 1873, from Aden	87	1344.8	11.49	11.49



## TROOPS, 1873.

## XII.

INVALIDING of each REGIMENT of the ARMIES of MADRAS and BOMBAY for the YEAR.

FIXED TO TABLE XXXI.

*MALWA, SCINDE and ADEN.*

Total Admissions and Loss of the Year by Death and Invaliding.			CAUSES OF ADMISSIONS INTO HOSPITAL, OF DEATHS IN AND OUT OF HOSPITAL, AND OF THE INVALIDING OF 1873.																																							
			Cholera.	Smallpox.	Dysentery.	Euteric Fever.	Intermittent Fever.	Remittent and Continued Fevers.	Rheumatic and Rheumatic Affections.	Primary Venereal Affections.	Secondary Venereal Affections.	Erysipelas.	Scarv.	Anemia and Debility.	Pulmonary Phthisis.	Apoplexy and Stroke.	Epilepsy and other Brain Affections.	Neuritic Affections.	Delirium Tremens.	Ophthalmia.	Heart Disease and Anæmia.	Tonsillitis, Bronchitis, and Asthma.	Pleurisy and Pneumonia.	Dysentery.	Diarrhea.	Hepatitis.	Splen Disease.	Functional derangements of the Digestive System.	Diseases of the Urinary System.	Diseases of the Genitive System.	Abscess and Ulcer.	Injuries and Accidents.	All other Causes.									
1	Admissions	1,426	...	...	15	2	579	106	15	168	20	...	...	23	...	2	4	12	2	13	2	78	6	15	35	49	16	63	...	3	97	51	45									
	Deaths	8	...	...	...	...	...	...	...	...	...	...	...	...	...	...	...	...	...	...	...	...	...	...	...	...	...	...	...	...	...	...	...									
	Invaliding	80	...	...	...	...	...	...	...	...	...	...	...	...	...	...	...	...	...	...	...	...	...	...	...	...	...	...	...	...	...	...	...									
2	Admissions	283	...	...	...	...	98	12	10	22	3	...	...	7	...	1	...	2	...	3	...	18	2	1	11	4	3	25	...	23	19	19	...									
	Deaths	6	...	...	1	...	...	...	...	...	...	...	...	...	...	...	...	...	...	...	...	...	...	...	...	...	...	...	...	...	...	...	...									
	Invaliding	7	...	...	...	...	...	...	...	...	...	...	...	...	...	...	...	...	...	...	...	...	...	...	...	...	...	...	...	...	...	...	...									
3	Admissions	286	...	...	...	...	100	16	18	36	5	...	...	1	...	1	...	1	2	4	2	9	5	1	4	11	...	4	...	1	25	23	8									
	Deaths	6	...	...	...	...	...	...	...	...	...	...	...	...	...	...	...	...	...	...	...	...	...	...	...	...	...	...	...	...	...	...	...									
	Invaliding	22	...	...	...	...	...	...	...	...	...	...	...	...	...	...	...	...	...	...	...	...	...	...	...	...	...	...	...	...	...	...	...									
4	Admissions	960	...	1	...	...	281	7	34	135	21	10	1	37	13	3	1	1	9	28	3	29	3	1	24	18	6	42	...	11	59	88	47									
	Deaths	12	...	...	...	...	...	...	...	...	...	...	...	...	...	...	...	...	...	...	...	...	...	...	...	...	...	...	...	...	...	...	...									
	Invaliding	47	...	...	...	...	...	...	...	...	...	...	...	...	...	...	...	...	...	...	...	...	...	...	...	...	...	...	...	...	...	...	...									
5	Admissions	514	...	...	8	2	93	12	4	69	22	1	...	19	...	...	1	3	...	12	7	33	4	3	12	31	...	45	...	1	60	65	17									
	Deaths	2	...	...	...	...	...	...	...	...	...	...	...	...	...	...	...	...	...	...	...	...	...	...	...	...	...	...	...	...	...	...	...									
	Invaliding	31	...	...	...	...	...	...	...	...	...	...	...	...	...	...	...	...	...	...	...	...	...	...	...	...	...	...	...	...	...	...	...									
6	Admissions	338	...	...	2	3	166	20	7	10	4	...	...	10	...	...	1	3	...	2	1	5	2	19	22	12	1	6	...	1	12	14	15									
	Deaths	3	...	...	...	...	...	...	...	...	...	...	...	...	...	...	...	...	...	...	...	...	...	...	...	...	...	...	...	...	...	...	...									
	Invaliding	21	...	...	...	...	...	...	...	...	...	...	...	...	...	...	...	...	...	...	...	...	...	...	...	...	...	...	...	...	...	...	...									
7	Admissions	157	...	...	...	...	58	3	4	3	...	...	...	5	1	...	...	...	...	...	1	1	5	11	7	37	1	6	2	...	2	6	5									
	Deaths	5	...	...	...	...	...	...	...	...	...	...	...	...	...	...	...	...	...	...	...	...	...	...	...	...	...	...	...	...	...	...	...									
	Invaliding	16	...	...	...	...	...	...	...	...	...	...	...	...	...	...	...	...	...	...	...	...	...	...	...	...	...	...	...	...	...	...	...									
8	Admissions	1,576	...	...	...	...	700	116	41	61	31	1	...	31	24	4	2	4	3	27	5	95	13	9	42	46	3	60	7	6	83	92	68									
	Deaths	16	...	...	...	...	...	...	...	...	...	...	...	...	...	...	...	...	...	...	...	...	...	...	...	...	...	...	...	...	...	...	...									
	Invaliding	39	...	...	...	...	...	...	...	...	...	...	...	...	...	...	...	...	...	...	...	...	...	...	...	...	...	...	...	...	...	...	...									
9	Admissions	347	...	...	...	...	220	4	4	5	7	...	...	12	2	3	1	...	1	3	...	6	...	...	14	9	5	8	...	2	15	18	8									
	Deaths	5	...	...	...	...	...	...	...	...	...	...	...	...	...	...	...	...	...	...	...	...	...	...	...	...	...	...	...	...	...	...	...									
	Invaliding	4	...	...	...	...	...	...	...	...	...	...	...	...	...	...	...	...	...	...	...	...	...	...	...	...	...	...	...	...	...	...	...									
10	Admissions	277	...	...	...	...	59	54	11	13	5	...	...	7	...	1	...	8	...	4	...	8	...	...	15	1	1	26	...	3	18	30	13									
	Deaths	...	...	...	...	...	...	...	...	...	...	...	...	...	...	...	...	...	...	...	...	...	...	...	...	...	...	...	...	...	...	...	...									
	Invaliding	9	...	...	...	...	...	...	...	...	...	...	...	...	...	...	...	...	...	...	...	...	...	...	...	...	...	...	...	...	...	...	...									
11	Admissions	1,173	...	...	7	2	365	93	42	117	19	...	...	2	10	7	3	3	11	...	16	4	73	3	21	62	14	...	65	6	4	97	75	71								
	Deaths	9	...	...	...	...	...	...	...	...	...	...	...	...	...	...	...	...	...	...	...	...	...	...	...	...	...	...	...	...	...	...	...									
	Invaliding	20	...	...	...	...	...	...	...	...	...	...	...	...	...	...	...	...	...	...	...	...	...	...	...	...	...	...	...	...	...	...	...									
12	Admissions	101	...	...	...	...	14	1	2	3	1	...	...	3	...	...	...	...	1	2	...	2	...	11	1	7	2	9	...	...	23	12	7									
	Deaths	1	...	...	...	...	...	...	...	...	...	...	...	...	...	...	...	...	...	...	...	...	...	...	...	...	...	...	...	...	...	...	...									
	Invaliding	3	...	...	...	...	...	...	...	...	...	...	...	...	...	...	...	...	...	...	...	...	...	...	...	...	...	...	...	...	...	...	...									
13	Admissions	236	...	...	...	...	97	12	7	15	5	...	...	5	...	3	...	1	1	...	...	6	...	5	3	1	...	19	...	3	17	31	5									
	Deaths	1	...	...	...	...	...	...	...	...	...	...	...	...	...	...	...	...	...	...	...	...	...	...	...	...	...	...	...	...	...	...	...									
	Invaliding	...	...	...	...	...	...	...	...	...	...	...	...	...	...	...	...	...	...	...	...	...	...	...	...	...	...	...	...	...	...	...	...									
14	Admissions	693	...	...	...	...	261	33	19	39	10	...	...	17	12	3	4	9	4	1	1	20	1	16	28	39	2	44	3	5	43	49	29									
	Deaths	...	...	...	...	...	...	...	...	...	...	...	...	...	...	...	...	...	...	...	...	...	...	...	...	...	...	...	...	...	...	...	...									
	Invaliding	7	...	...	...	...	...	...	...	...	...	...	...	...	...	...	...	...	...	...	...	...	...	...	...	...	...	...	...	...	...	...	...									
15	Admissions	162	...	...	...	...	60	17	2	7	1	...	...	2	1	2	...	3	...	...	...	2	1	2	7	9	3	12	...	1	13	13	4									
	Deaths	5	...	...	...	...	...	...	...	...	...	...	...	...	...	...	...	...	...	...	...	...	...	...	...	...	...	...	...	...	...	...	...									
	Invaliding	2	...	...	...	...	...	...	...	...	...	...	...	...	...	...	...	...	...	...	...	...	...	...	...	...	...	...	...	...	...	...	...									
16	Admissions	172	...	...	11	...	23	7	1	24	7	...	...	12	...	1	1	2	4	2	...	2	...	11	6	30	...	8	...	1	7	16	2									
	Deaths	1	...	...	...	...	...	...	...	...	...	...	...	...	...	...	...	...	...	...	...	...	...	...	...	...	...	...	...	...	...	...	...									
	Invaliding	7	...	...	...	...	...	...	...	...	...	...	...	...	...	...	...	...	...	...	...	...	...	...	...	...	...	...	...	...	...	...	...									
	Admissions	8,691	...	1	54	11	3180	513	221	717	161	12	3	201	60	27	18	69	27	117	26	417	45	136	293	299	43	437	18	42	394	595	363									
	Deaths	84	...	...	...	...	...	...	...	...	...	...	...	...	...	...	...	...	...	...	...	...	...	...	...	...	...	...	...	...	...	...	...									
	Invaliding	312	...	...	...	...	...	...	...	...	...	...	...	...	...	...	...	...	...	...	...	...	...	...	...	...	...	...	...	...	...	...	...									

DECCAN and NAGPORE.

[illegible]



TABLE

REGIMENTS of the DECCAN								
REGIMENTS & BATTERIES & STATIONS of 1873.	Date of Arrival in India.	Date of Arrival from Station previously occupied.	Average Strength during 1873.	Admission-rate of 1873 per 1,000 of Average Strength.	Loss per 1,000.		By Deaths.	By Invaliding.
4 C. Brig., D. Battery, R. H. Art., Ahmednuggur (10 months)	February 1873	February 1873, from England	170	988.2	11.77	35.30		
5 Sappers and Miners, Kirkee	...	...	17	...	...	...		
6 IX Brig., D. Battery, R. Art., Kirkee	November 1869	January 1873, from Nusseerabad	149	1355.7	6.71	40.27		
7 IX Brig., F. Battery, R. Art., Kirkee	November 1869	March 1872, from Ahmedabad	147	1285.7	13.61	20.41		
8 XVIII Brig., F. Battery, R. Art., Kirkee	...	March 1871, from Neemuch	157	1210.2	19.11	19.11		
9 56th Regiment, Poona	April 1871	April 1871, from England	208	1066.5	3.20	9.60		
10 68th Regiment, Poona	March 1872	March 1872, from England	215	1248.7	7.57	20.34		
11 83rd Regiment, Poona*	April 1870	April 1870, from Gibraltar	851	1293.9	14.05	58.55		
12 XVIII Brig., A. Battery, R. Art., Belgaum	...	March 1872, from Ahmedabad	150	566.7	6.67	...		
13 1-2nd Regiment, Belgaum	October 1866	, from Poona	945	668.8	4.23	20.11		
14 { 44th Regiment, Kamptee, with Detachment of 146 men at Pachmurree }	November 1871	November 1871, from England	841	2003.6	11.90	32.10		
15 XX Brig., D. Battery, R. Art., Kamptee	...	October 1870, from Cannanore	156	1634.6	6.41	38.46		
16 XX Brig., G. Battery, R. Art., Kamptee	...	February 1873, from Bangalore	154	1785.7	32.47	38.96		
17 16th Lancers, Secunderabad	September 1865	January 1872, from Bangalore	454	1418.5	30.84	70.48		
18 76th Regiment, Secunderabad	January 1864	{ March 1871, from Thayetmyo and } Toungoo }	662	1265.7	20.88	85.85		
19 107th Regiment, Secunderabad	...	December 1872, from Dum-Dum	803	1095.9	18.68	67.25		
20 C. Brig., B. Battery, R. H. Art., Secunderabad (10 months)	February 1873	February 1873, from England	180	1977.8	22.22	60.67		
21 V Brig., 5th Battery, R. Art., Secunderabad	November 1867	February 1872, from Rangoon	66	965.1	23.26	11.63		
22 IX Brig., A. Battery, R. Art., Secunderabad	November 1869	February 1873, from St. Thomas' Mount	157	1426.7	12.74	38.22		
23 IX Brig., G. Battery, R. Art., Secunderabad	November 1869	December 1869, from England	149	1026.8	26.84	13.42		
REGIMENTS OF THE DECCAN AND NAGPORE			8,501	1267.4	13.41	41.05		
3.—REGIMENTS of								
1 VI Brig., 7th Battery, R. Art., St. Thomas' Mount	...	February 1872, from Secunderabad	83	1132.5	12.05	48.19		
2 XX Brig., A. Battery, R. Art., St. Thomas' Mount	November 1869	November 1869, from England	146	1047.9	6.85	27.40		
3 XX Brig., C. Battery, R. Art., St. Thomas' Mount	...	February 1873, from Secunderabad	152	1414.5	13.16	65.79		

\* Detachments of 224 men at Bombay, 105 men at Asserghur, and 194 men at Saltara.



## and NAGPORE,—(continued).

		CAUSES OF ADMISSIONS INTO HOSPITAL, OF DEATHS IN AND OUT OF HOSPITAL, AND OF THE INVALIDING OF 1873.																															
Total Admissions and Loss of the Year by Death and Invaliding.		Cholera.	Smallpox.	Dysentery.	Enteric Fever.	Intermittent Fevers.	Remittent and Continued Fevers.	Rheumatism and Rheumatic Affections.	Primary Venereal Affections.	Secondary Venereal Affections.	Erysipelas.	Scarcy.	Anaemia and Debility.	Pachia Pulmonalis.	Apoplexy and Stroke.	Epilepsy and other Brain Affections.	Neuralgic Affections.	Delirium Tremens.	Ophthalmia.	Heart Disease and Aneurism.	Tonsillitis, Bronchitis, and Asthma.	Pleurisy and Pneumonia.	Dysentery.	Diarrhoea.	Hepatitis.	Spleen Disease.	Functional derangements of the Digestive System.	Diseases of the Urinary System.	Diseases of the Genes-ative System.	Abcess and Ulcer.	Injuries and Accidents.	All other Causes.	
4	{ Admissions 168 Deaths 2 Invaliding 6	...	...	...	65	4	5	11	4	...	4	...	4	...	1	...	4	...	4	...	4	...	2	8	3	...	1	...	4	21	12	5	
5	{ Admissions 5 Deaths 1 Invaliding 1	...	...	...	2	1	...	...	...	...	...	...	...	...	...	...	...	...	...	...	...	...	...	...	1	...	1	...	...	...	...	...	
6	{ Admissions 202 Deaths 1 Invaliding 6	...	...	...	2	31	2	4	40	11	...	1	...	1	...	...	...	7	...	6	1	...	2	14	...	8	...	8	26	25	14		
7	{ Admissions 189 Deaths 2 Invaliding 3	...	...	...	27	9	8	48	12	...	1	1	...	...	5	1	...	2	...	5	2	3	3	11	4	...	8	...	14	14	11	1	
8	{ Admissions 190 Deaths 3 Invaliding 3	...	...	...	1	30	2	4	36	17	2	...	...	1	...	1	...	4	...	6	...	3	9	13	...	13	2	4	10	27	5		
9	{ Admissions 991 Deaths 3 Invaliding 9	...	...	...	229	22	33	117	4	2	...	42	3	...	...	...	1	31	...	49	1	12	27	7	4	40	4	7	130	87	38		
10	{ Admissions 1,155 Deaths 7 Invaliding 19	...	...	...	1	382	7	60	186	1	...	1	36	3	1	1	3	4	66	2	42	9	32	9	47	...	15	1	13	110	97	35	
11	{ Admissions 1,105 Deaths 12 Invaliding 50	...	...	...	1	205	136	20	160	18	1	...	29	13	2	4	4	1	8	1	67	10	64	55	101	9	33	2	11	62	37	60	
12	{ Admissions 85 Deaths 1 Invaliding 1	...	...	...	9	3	3	26	6	...	...	...	...	1	...	1	...	...	...	...	1	...	3	2	3	...	5	...	8	13	2	...	
13	{ Admissions 632 Deaths 4 Invaliding 19	...	...	...	42	80	30	164	19	1	...	5	5	1	1	6	2	18	...	33	...	8	28	29	2	11	3	8	80	35	21		
14	{ Admissions 1,085 Deaths 10 Invaliding 27	...	...	...	6	36	...	880	39	17	165	28	1	...	13	6	1	3	19	2	16	10	56	6	15	60	14	2	58	...	11	84	80
15	{ Admissions 225 Deaths 1 Invaliding 6	...	...	...	17	...	64	23	8	15	...	...	16	...	...	1	...	9	...	7	...	11	4	6	...	23	...	1	9	35	8		
16	{ Admissions 275 Deaths 5 Invaliding 6	...	...	...	1	30	...	56	16	7	7	3	2	...	9	...	3	...	5	...	6	1	13	1	12	6	12	...	39	...	1	34	15
17	{ Admissions 644 Deaths 14 Invaliding 32	...	...	...	1	29	47	17	37	10	2	...	8	2	...	...	9	7	10	13	32	4	71	5	9	46	67	1	70	...	11	71	62
18	{ Admissions 1,091 Deaths 16 Invaliding 74	...	...	...	39	139	60	88	34	2	...	83	7	...	1	6	2	9	6	50	7	91	68	77	1	140	...	14	76	66	25		
19	{ Admissions 880 Deaths 15 Invaliding 64	...	...	...	59	91	29	50	14	1	...	46	20	3	3	4	2	14	4	76	6	65	50	54	2	70	3	12	42	113	40		
20	{ Admissions 356 Deaths 4 Invaliding 12	...	...	...	5	45	9	21	5	...	...	2	9	1	2	...	...	3	1	7	1	45	72	39	1	17	...	4	25	30	29		
21	{ Admissions 83 Deaths 2 Invaliding 1	...	...	...	6	13	2	10	2	...	2	...	...	...	1	...	...	1	...	2	...	3	6	5	...	5	...	2	11	9	5		
22	{ Admissions 224 Deaths 2 Invaliding 6	...	...	...	1	2	16	15	37	4	...	5	...	1	1	...	5	...	15	...	10	20	14	3	23	...	1	22	24	12			
23	{ Admissions 153 Deaths 4 Invaliding 2	...	...	...	8	6	5	9	1	...	1	...	3	3	...	2	...	3	...	28	1	22	13	3	7	2	...	6	19	11	...		
{ Admissions 10,774 Deaths 114 Invaliding 349		...	10	87	7	2311	693	345	1378	197	14	2	313	62	13	25	63	22	214	40	486	48	491	505	514	31	607	17	113	872	823	401	
		...	1	...	4	...	8	...	...	...	...	2	...	5	4	...	...	...	...	12	1	2	22	1	34	...	...	3	2	4	12	26	
SOUTHERN INDIA.																																	
1	{ Admissions 94 Deaths 1 Invaliding 4	...	...	...	3	7	2	11	1	...	3	...	2	...	6	2	2	...	...	...	15	11	1	...	10	...	...	8	7	3	...		
2	{ Admissions 153 Deaths 1 Invaliding 4	...	...	...	4	10	3	20	5	...	1	2	...	...	1	...	1	1	6	1	9	6	16	...	7	...	3	21	22	12	...		
3	{ Admissions 215 Deaths 2 Invaliding 10	...	...	...	11	21	14	1	17	1	...	5	2	1	1	...	1	...	5	...	12	19	14	...	9	2	2	36	21	20	...		

## SOUTHERN INDIA.

1	Admissions	94	...	...	...	3	7	2	11	1	...	3	...	2	...	6	2	2	...	15	11	1	...	10	...	...	8	7	...	
	Deaths	1	...	...	...	...	...	...	...	...	...	...	...	...	...	...	...	...	1	...	...	...	...	...	...	...	...	...		
	Invaliding	4	...	...	...	...	...	...	...	...	...	...	...	...	...	...	...	...	...	...	...	...	...	...	...	...	...	...		
2	Admissions	153	...	...	...	4	10	3	2	20	5	1	2	...	1	...	1	1	6	1	9	6	16	...	7	...	3	21	22	12
	Deaths	1	...	...	...	...	...	...	...	...	...	...	...	...	...	...	...	...	1	...	...	...	...	...	...	...	...	...		
	Invaliding	4	...	...	...	...	...	...	...	...	...	1	...	...	...	...	...	...	...	...	...	...	...	...	...	...	...	...		
3	Admissions	215	...	...	...	11	...	...	...	21	14	1	17	1	...	...	...	...	...	12	19	14	...	9	2	2	36	21	20	
	Deaths	2	...	...	...	...	...	...	...	...	...	...	...	...	...	...	...	...	...	...	...	...	...	...	...	...	...	...		
	Invaliding	10	...	...	...	...	...	...	...	...	...	...	...	...	...	...	...	...	...	...	...	...	...	...	...	...	...	...		



REGIMENTS of									
REGIMENTS & BATTERIES & STATIONS of 1873.				Date of Arrival in India.	Date of Arrival from Station previously occupied.	Average Strength during 1873.	Admission-rate of 1873 per 1,000 of Average Strength.	Loss per 1,000.	
								By Deaths.	By Invaliding.
4	{ 1-21st Regiment, Madras, with Detachment of 163 men at Trichinopoly			March 1869	December 1872, from Bangalore	928	1162.7	16.16	70.0
5	V Brig., 7 Battery, R. Art., Madras			...	December 1871, from Bellary	102	980.4	9.80	117.65
6	XX Brig., B. Battery, R. Art., Trichinopoly			...	October 1869, from St. Thomas' Mount	148	1182.4	6.76	54.05
7	{ 43rd Regiment, Cannanore, with Detachments of 80 men at Mallapooram and Calicut			November 1872	November 1872, from England	857	1712.9	21.00	98.02
8	V Brig., 1 Battery, R. Art., Cannanore			January 1867	November 1871, from St. Thomas' Mount	75	1413.3	13.33	129.00
9	18th Hussars, Bangalore			September 1864	January 1872, from Secunderabad	474	784.8	8.44	59.07
10	89th Regiment, Bangalore			November 1870	November 1872, from Cannanore	960	991.7	9.38	39.58
11	C Brig., C. Battery, R. H. Art. (10 months), Bangalore			February 1873	February 1873, from England	180	1772.2	16.67	38.89
12	IX Brig., C. Battery, R. Art., Bangalore			November 1869	February 1873, from Kamptee	157	1617.8	6.37	82.80
13	XX Brig., E. Battery, R. Art., Bangalore			...	December 1871, from Cannanore	148	1608.1	6.76	33.78
14	48th Regiment, Bellary			March 1872	March 1872, from Malta	939	993.6	14.91	23.43
15	XVIII Brig., G. Battery, R. Art., Bellary			...	December 1871, from Bangalore	142	1035.2	21.13	28.17
REGIMENTS OF SOUTHERN INDIA						5,473	1206.8	13.70	57.19
4.—REGIMENTS of									
1	{ 67th Regiment, Rangoon, with Detachment of 102 men at Port Blair.			December 1872	December 1872, from England	863	1080.0	13.90	15.06
2	V Brig., 2 Battery, R. Art., Rangoon			January 1867	December 1871, from Madras	84	899.0	23.81	59.52
3	V Brig., 6 Battery, R. Art., Rangoon			January 1867	January 1872, from St. Thomas' Mount	89	1012.5	37.50	62.50
4	45th Regiment, Wing, Toungoo			June 1868	February 1872, from Madras	414	879.2	36.23	...
5	V Brig., 4 Battery, R. Art., Toungoo			November 1867	November 1871, from Rangoon	89	1438.2	33.71	112.36
6	45th Regiment, Hd. Qrs. Thayetmyo			June 1868	February 1872, from Madras	443	991.0	45.15	29.17*
7	XX Brig., F. Battery, R. Art., Thayetmyo			...	January 1871, from St. Thomas' Mount	152	796.1	26.32	59.21
REGIMENTS OF BURMAH AND PEGU						2,125	1006.1	27.76	31.53
1	ARMY OF BENGAL					36,817	1332.1	15.16	42.16†
2	ARMY OF MADRAS					11,413	1260.8	18.31	62.32†
3	ARMY OF BOMBAY					10,598	1305.4	11.62	43.67†
4	ARMY OF INDIA					58,816	1313.5	15.13	44.58†

\* Ratio for the regiment as a body.

† See note to Table XXIX.



## SOUTHERN INDIA,—(continued).

		CAUSES OF ADMISSIONS INTO HOSPITAL, OF DEATHS IN AND OUT OF HOSPITAL, AND OF THE INVALIDING OF 1873.																													
Total Admissions and Loss of the Year by Deaths and Invaliding.		Cholera.	Smallpox.	Dysent.	Euteric Fever.	Intermittent Fever.	Remittent and Continued Fevers.	Rheumatism and Rheumatic Affections.	Primary Venereal Affections.	Secondary Venereal Affections.	Erysipelas.	Anamia and Debility.	Phthisis Pulmonalis.	Apoplexy and Stroke.	Epilepsy and other Brain Affections.	Neuralgic Affections.	Dolium Tremens.	Ophthalmia.	Heart Disease and Aneurism.	Tonillitis, Bronchitis, and Asthma.	Pleurisy and Pneumonia.	Dysentery.	Diarrhoea.	Hepatitis.	Splen Disease.	Functional derangements of the Digestive System.	Diseases of the Urinary System.	Diseases of the Genital System.	Abortions and Uterine.	Injuries and Accidents.	All other Causes.
4	{ Admissions 1,679 Deaths 15 Invaliding 65	1 78	20	61	69	117	18	—	49	20	1	14	8	—	1	—	—	—	—	—	—	41	16	63	9	102	1	23	131	83	99
5	{ Admissions 100 Deaths 1 Invaliding 12	—	—	—	—	—	—	—	—	—	—	—	—	—	—	—	—	—	—	—	—	—	—	—	—	—	—	—	—	—	—
6	{ Admissions 175 Deaths 1 Invaliding 8	—	—	—	—	—	—	—	—	—	—	—	—	—	—	—	—	—	—	—	—	—	—	—	—	—	—	—	—	—	—
7	{ Admissions 1,408 Deaths 18 Invaliding 84	—	—	—	—	—	—	—	—	—	—	—	—	—	—	—	—	—	—	—	—	—	—	—	—	—	—	—	—	—	—
8	{ Admissions 106 Deaths 1 Invaliding 9	—	—	—	—	—	—	—	—	—	—	—	—	—	—	—	—	—	—	—	—	—	—	—	—	—	—	—	—	—	—
9	{ Admissions 372 Deaths 4 Invaliding 28	—	—	—	—	—	—	—	—	—	—	—	—	—	—	—	—	—	—	—	—	—	—	—	—	—	—	—	—	—	—
10	{ Admissions 952 Deaths 9 Invaliding 38	—	—	—	—	—	—	—	—	—	—	—	—	—	—	—	—	—	—	—	—	—	—	—	—	—	—	—	—	—	—
11	{ Admissions 319 Deaths 3 Invaliding 7	—	—	—	—	—	—	—	—	—	—	—	—	—	—	—	—	—	—	—	—	—	—	—	—	—	—	—	—	—	—
12	{ Admissions 254 Deaths 1 Invaliding 13	—	—	—	—	—	—	—	—	—	—	—	—	—	—	—	—	—	—	—	—	—	—	—	—	—	—	—	—	—	—
13	{ Admissions 238 Deaths 1 Invaliding 5	—	—	—	—	—	—	—	—	—	—	—	—	—	—	—	—	—	—	—	—	—	—	—	—	—	—	—	—	—	—
14	{ Admissions 933 Deaths 14 Invaliding 22	—	—	—	—	—	—	—	—	—	—	—	—	—	—	—	—	—	—	—	—	—	—	—	—	—	—	—	—	—	—
15	{ Admissions 147 Deaths 3 Invaliding 4	—	—	—	—	—	—	—	—	—	—	—	—	—	—	—	—	—	—	—	—	—	—	—	—	—	—	—	—	—	—
	{ Admissions 6,065 Deaths 75 Invaliding 313	1 121	40	222	640	208	830	149	10	2 184	71	10	39	51	14	160	50	210	21	477	336	455	18	450	16	78	708	507	506	10	6

## BURMAH and PEGU.

1	{ Admissions 932 Deaths 12 Invaliding 13	106	5	3	92	28	98	4	27	11	3	5	3	1	—	7	2	66	2	58	102	42	1	58	—	2	78	76	58	—	—
2	{ Admissions 73 Deaths 2 Invaliding 5	—	—	—	—	—	—	—	—	—	—	—	—	—	—	—	—	—	—	—	—	—	—	—	—	—	—	—	—	—	—
3	{ Admissions 81 Deaths 3 Invaliding 5	—	—	—	—	—	—	—	—	—	—	—	—	—	—	—	—	—	—	—	—	—	—	—	—	—	—	—	—	—	—
4	{ Admissions 364 Deaths 15 Invaliding 1	—	—	—	—	—	—	—	—	—	—	—	—	—	—	—	—	—	—	—	—	—	—	—	—	—	—	—	—	—	—
5	{ Admissions 128 Deaths 3 Invaliding 10	—	—	—	—	—	—	—	—	—	—	—	—	—	—	—	—	—	—	—	—	—	—	—	—	—	—	—	—	—	—
6	{ Admissions 439 Deaths 10 Invaliding 25	—	—	—	—	—	—	—	—	—	—	—	—	—	—	—	—	—	—	—	—	—	—	—	—	—	—	—	—	—	—
7	{ Admissions 121 Deaths 4 Invaliding 9	—	—	—	—	—	—	—	—	—	—	—	—	—	—	—	—	—	—	—	—	—	—	—	—	—	—	—	—	—	—
	{ Admissions 2,138 Deaths 59 Invaliding 67	24	106	8	46	142	68	186	35	30	72	17	6	6	19	6	21	17	116	3	218	174	191	2	169	2	17	155	154	128	—

1	{ Admissions 49,045	50	70	43	141	1299	5916	1701	4301	600	95	23	1026	337	131	189	312	89	713	249	2720	303	1044	1801	1834	300	2134	161	499	2909	3083	2186
	Deaths ... 558	33	10	...	48	7	44	1	...	3	3	1	12	59	12	...	2	...	52	5	33	29	5	64	1	...	6	...	...	60	34	
	Invaliding ... 1,300	...	...	...	1	20	3	78	...	35	...	...	276	152	6	33	5	...	21	97	61	7	43	20	211	12	...	16	4	10	32	238
2	{ Admissions 14,389	24	9	312	50	1416	1292	445	1455	285	48	2	440	128	25	57	118	33	235	102	626	49	1046	864	947	32	1077	23	132	1283	1111	835
	Deaths ... 209	14	1	...	9	...	8	...	...	...	...	...	104	55	1	11	8	...	1	25	...	4	42	4	116	...	...	2	...	27	6	
	Invaliding ... 600	...	...	...	9	...	38	...	28	...	...	...	...	...	...	...	...	...	6	39	6	...	79	4	418	...	...	9	4	5	17	59
3	{ Admissions 13,819	...	3	56	16	4373	786	307	1656	257	18	5	330	86	31	31	75	36	257	31	642	68	176	444	552	62	586	30	98	1086	968	563
	Deaths ... 123	...	...	...	14	...	6	...	...	...	...	2	2	11	15	...	...	2	...	13	3	1	5	1	25	1	...	...	...	12	9	
	Invaliding ... 441	...	...	...	1	21	8	27	...	15	...	...	124	36	2	7	2	...	10	16	7	2	11	4	70	8	...	6	3	7	13	51
4	{ Admissions 77,253	74	82	111	297	18748	7934	2543	8472	1202	161	39	1790	549	190	277	533	158	1285	382	3888	429	2306	3109	3333	391	3797	154	749	5238	5164	3582
	Deaths ... 893	47	11	...	81	7	58	1	...	3	3	3	2	65	76	13	...	6	...	90	11	38	76	6	135	2	...	9	...	...	99	49
	Invaliding ... 2,131	...	...	...	2	50	11	143	...	78	...	...	594	233	9	51	15	...	37	132	74	9	133	37	399	20	...	31	11	22	62	314

\* See Head Quarters.



# EUROPEAN TROOPS, 1873.

## XXXIII.

TABLE showing the NUMBER of DAYS spent in HOSPITAL by the MEN of each REGIMENT.

BENGAL PRESIDENCY.									
STATION.	Regiment.	Average Strength for the Year.	Aggregate of the Number of Days spent in Hospital.	Average Number of Days per Man.	STATION.	Regiment.	Average Strength for the Year.	Aggregate of the Number of Days spent in Hospital.	Average Number of Days per Man.
FORT WILLIAM	2-14th Regiment XIII Brigade, 2 Battery	883 67	21,979 3,215	25.5 48.0	UMBALLA	11th Hussars 72nd Regiment F Brigade, C Battery F Brigade, F Battery	475 888 149 147	8,914 14,682 3,745 2,735	18.8 16.5 25.1 18.6
DUM-DUM AND BARRACKPORE	62nd Regiment	821	12,669*	14.7	JULANDHUR	54th Regiment VIII Brigade, G Battery	926 157	18,642 4,849	20.1 30.9
BARRACKPORE	XVI Brigade, B Battery VIII Brigade, F Battery	151 139	2,365 3,010	15.6* 21.7	PEROZEPOR	2-12th Regiment XIII Brigade, 3 Battery XIX Brigade, B Battery	930 85 149	18,053 2,018 3,224	19.4 23.7 21.6
HAZAREEBAUGH	63rd Regiment	910	13,624	14.3	MOOLTAN	41st Regiment XIX Brigade, C Battery	813 147	20,812 2,606	25.6 17.7
DINAPORE	96th Regiment XIX Brigade, D Battery	701 130	10,873* 3,627	15.5* 27.9	SEALKOTE	5th Lancers 1-6th Regiment A Brigade, D Battery	461 904 146	6,056 20,240 1,831	13.1 22.4 12.5
BENARAS	1-3rd Regiment, Wing VIII Brigade, D Battery	(369) 140	(6,880) 2,814	18.6 20.1	UNHITSUR	XIII Brigade, 4 Battery	85	1,766	20.8
FYZABAD	51st Regiment XVI Brigade, E Battery	881 141	22,002 2,624*	25.0 18.6*	MERAN MEER	30th Regiment A Brigade, A Battery VIII Brigade, H Battery XIII Brigade, 7 Battery	909 142 135 81	21,024 3,707 3,773 2,873	23.8 26.1 27.9 35.5
LUCKNOW	21st Hussars 1-17th Regiment 40th Regiment F Brigade, A Battery VIII Brigade, C Battery XXIII Brigade, 6 Battery	392 890 871 155 140 94	4,016* 13,870 22,971 2,700 3,513 2,615	10.2* 15.6 26.4 17.4 25.1 27.8	RAWUL PINDER	4th Hussars 70th Regiment A Brigade, B Battery XVI Brigade, D Battery	451 891 152 155	9,089 19,417 2,047 1,619*	20.1 21.8 13.5 10.4*
SEKTATORE	1-3rd Regiment, with Wing at Benares XVI Brigade, A Battery	870 135	19,012 2,342*	21.6 17.3*	CAMPBELLPORE	F Brigade, B Battery	152	2,362	15.5
CAWNPORE	1-8th Regiment XIX Brigade, A Battery	882 142	22,623 3,071	25.6 21.6	ATTOCK	XIII Brigade, 5 Battery	80	2,299	28.7
ALLAHABAD	2-19th Regiment XIX Brigade, E Battery XXIII Brigade, 7 Battery	828 148 87	26,329 2,631 2,037	31.8 17.8 23.4	NEWSHERA	58th Regiment	887	13,215	14.9
BAREILLY	1-5th Regiment XVI Brigade, G Battery	935 149	13,780 1,731*	14.7 11.6*	PESHAWUR	39th Regiment 55th Regiment A Brigade, C Battery VIII Brigade, A Battery XXIII Brigade, 3 Battery	925 820 158 152 91	15,216 17,503 3,716 3,050 1,364	16.4 21.6 23.5 20.1 15.0
ROOKEE	109th Regiment (with Wing at Delhi)	890	12,513	14.5	CHERAT (6 months)	Detachments from Peshawur	(680)	(5,802)	8.6
MIRJAT	15th Hussars 55th Regiment C Brigade, A Battery F Brigade, E Battery VIII Brigade, B Battery XVI Brigade, C Battery	485 895 156 147 126 144	12,304 18,888 2,803* 2,294 2,417 1,609*	25.4 21.1 18.0* 15.6 19.2 11.5*	DARJEELING	V Brigade, 3 Battery	86	1,209	15.1
DELHI	109th Regiment, Wing XXIV Brigade, 2 Battery	(392) 96	(7,784) 2,589	19.8 27.0	RANERHET	2-1st Regiment	865	15,928	18.4
MUTTRA	10th Hussars	462	7,699*	16.7*	CHUCKRATA	92nd Regiment	890	9,961	11.2
AGRA	65th Regiment XIX Brigade, F Battery XXIII Brigade, 5 Battery	937 144 83	14,377 3,150 919	15.3 21.8 11.1	DUGSHAIR	37th Regiment	956	26,786	28.0
MOHAR	26th Regiment A Brigade, E Battery XVI Brigade, F Battery XXIII Brigade, 1 Battery	828 154 143 93	14,914 1,625 1,948* 2,415	18.0 10.5 13.6* 26.0	STRATHGO	1-11th Regiment	908	15,396	17.0
GWALIOR FORTRESS	Detachment, 106th Regiment XXIII Brigade, 4 Battery	256 82	3,295* 1,975	12.9* 24.1	JUTOGH	XIII Brigade, 6 Battery	94	1,290	13.7
JHANSI	106th Regiment, Head Quar- ters	403	7,784*	19.3*	MURREE HILLS	2-60th Regiment XIII Brigade, 1 Battery	1,013 95	14,303 1,349	14.2 14.2
NOWGONG	Detachment, 106th Regiment XIX Brigade, G Battery	153 145	2,103* 3,844	13.7* 26.5					
SAUGOR	VIII Brigade, E Battery Detachment, 2-25th Regiment	140	2,109	15.1					
JVERNULPORE	2-25th Regiment, Head Quar- ters	884	13,024	14.7					



MADRAS PRESIDENCY.					BOMBAY PRESIDENCY.					
STATION.	Regiment.	Average Strength for the Year.	Aggregate of the Number of Days spent in Hospital.	Average Number of Days per Man.	STATION.	Regiment.	Average Strength for the Year.	Aggregate of the Number of Days spent in Hospital.	Average Number of Days per Man.	
KAMPTRE	44th Regiment	841	19,122	22.7	NUSSEERABAD	50th Regiment	832	16,876	20.3	
	XX Brigade, D Battery	156	3,224	20.6		XVIII Brigade, E Battery	160	2,871	17.9	
	XX Brigade, G Battery	154	3,310	21.5						
SECUNDERABAD	16th Lancers	454	8,661	19.1	NEMUCH		XVIII Brigade, D Battery	152	4,141	27.2
	76th Regiment	862	21,017	24.4		MHOW	49th Regiment	935	19,364	20.7
	147th Regiment	803	9,940	12.4			3rd Hussars	415	6,741	14.2
	C Brigade, B Battery	180	4,750*	26.4*	C Brigade, E Battery			170	5,050*	29.7
	IX Brigade, A Battery	89	1,772	19.9				VI Brigade, 2 Battery	74	2,340
	IX Brigade, G Battery	156	3,387	21.7						
		149	2,335	15.7						
ST. THOMAS' MOUNT	VI Brigade, 7 Battery	83	1,837	22.1	DEESA	108th Regiment	881	19,831	22.5	
	XX Brigade, A Battery	146	3,088	21.1		IX Brigade, E Battery	146	4,477	30.6	
	XX Brigade, C Battery	151	3,041	20.1						
MADRAS	1-21st Regiment	929	21,455	23.1	AHMEDABAD		XVIII Brigade, C Battery	143	2,539	17.7
	V Brigade, 7 Battery	101	2,369	23.5		KURRACHEE	60th Regiment	490	14,121	15.2
TRICHINOPOLY	XX Brigade, B Battery	147	3,890	26.5	HYDERABAD		IX Brigade, B Battery	151	785	5.2
						XVIII Brigade, B Battery	150	3,135	20.9	
CANNANORE	43rd Regiment	857	23,376	27.3	ADEN		105th Regiment	567	7,434	13.1
	V Brigade, 1 Battery	74	1,465	19.8		VI Brigade, 1 Battery	82	1,451	17.7	
BANGALORE					VI Brigade, 6 Battery		82	2,259	27.5	
	18th Hussars	476	8,784	18.5		BOMBAY	VI Brigade, 3 Battery	93	1,931	20.8
	88th Regiment	960	12,738	13.3	VI Brigade, 4 Battery		85	1,529	18.6	
	C Brigade, C Battery	180	5,017*	27.9*			VI Brigade, 5 Battery	87	1,263	14.5
	IX Brigade, C Battery	157	4,516	28.8						
XX Brigade, E Battery	148	4,124	27.8							
BELLARY	48th Regiment	939	21,952	23.4	AHMEDNUGGER	C Brigade, D Battery	170	1,759*	10.4*	
	XVIII Brigade, G Battery	142	3,171	22.3						
RANGOON	67th Regiment	864	11,709	13.5	POONA	56th Regiment	938	15,191	16.2	
	V Brigade, 2 Battery	84	1,706	20.3		68th Regiment	925	17,248	18.6	
	V Brigade, 6 Battery	80	2,067	25.8			83rd Regiment	852	15,567	18.2
YOUNGOO	45th Regiment, Wing	414	6,009	14.5	KIEKER	IX Brigade, D Battery		149	2,451	16.4
	V Brigade, 4 Battery	89	3,370	37.9		IX Brigade, F Battery	147	2,345	16.0	
THAYETMYO	45th Regiment, Hd. Qrs.	442	6,283	14.2			XVIII Brigade, F Battery	157	2,425	15.4
	XX Brigade, F Battery	152	1,764	11.6	BRIGAU	1-2nd Regiment		945	12,523	13.3
						XVIII Brigade, A Battery	150	1,984	9.2	
Aggregate of Hospital Diets (Days in Hospital) derived from the Weekly Returns of 1873					Army of Bengal ... 744,468					
					" " Madras ... 249,196					
					" " Bombay ... 193,289					
					ARMY OF INDIA ... 1,186,953					
Aggregate Number of Days spent in Hospital derived from the Regimental Returns contained in this Table					Army of Bengal ... 717,111					
					" " Madras ... 231,249					
					" " Bombay ... 188,971					
					ARMY OF INDIA ... 1,137,331					
The difference arises chiefly from the fact of Regiments present for short periods being omitted in this Table. It is probable also, that in some instances the time spent in Hospital by men at Convalescent Depôts and elsewhere has been left out in making up the Statement.										

# EUROPEAN TROOPS, 1873.

## XXXIV.

DISTRIBUTION of the EUROPEAN ARMY of the BENGAL PRESIDENCY on 27th June 1873.

STRENGTH OF THE ARMY OF BENGAL ON 27th JUNE 1873, 36,892.					
ARTILLERY.			INFANTRY.		
STATION.	STRENGTH.		STATION.	STRENGTH.	
A Horse Brigade, Head Quarters	Peshawur	6	1st Regiment, 2nd Battalion	Rameekhet	694
A Battery	Mecan Meer	118	" " "	Shahjehanpore	169
B " "	Rawulpindee	141	3rd " 1st "	Seetapore	500
C " "	Peshawur	127	" " "	Benares	375
D " "	Sealkote	144	5th " 1st "	Bareilly	612
E " "	Morar	141	" " "	Moradabad	193
C Horse Brigade, A Battery	Meerut	155	6th " 1st "	Sealkote	507
F Horse Brigade, Head Quarters	Umballa	7	" " "	Unrisur	216
A Battery	Lucknow	148	" " "	Dalhousie Hills	135
B " "	Campbellpore	142	8th " 1st "	Cawnpore	846
C " "	Umballa	120	11th " 1st "	Subathoo	874
E " "	Meerut	134	12th " 2nd "	Ferozepore	914
F " "	Umballa	140	14th " 1st "	Fort William	828
5th Brigade, 3 Battery	Darjeeling	82	17th " 1st "	Lucknow	824
5th Brigade, Head Quarters	Lucknow	7	19th " 2nd "	Allahabad	652
A Battery	Peshawur	124	" " "	Fort Allahabad	159
B " "	Meerut	129	25th " 2nd "	Jubbulpore	551
C " "	Lucknow	133	" " "	Saugor	285
D " "	Benares	133	28th " "	Morar	706
E " "	Saugor	140	36th " "	Mecan Meer	800
F " "	Barrackpore	127	37th " "	Dugshale	956
G " "	Jullundur	141	39th " "	Peshawur	662
H " "	Mecan Meer	119	" " "	Cherat	210
13th Brigade, Head Quarters	Mecan Meer	6	40th " "	Lucknow	770
1 Battery	Murree Hills	92	41st " "	Mooltan	657
2 " "	Fort William	67	" " "	Dera Ismael Khan	99
3 " "	Ferozepore	76	51st " "	Fyzabad	706
4 " "	Govindghur	62	54th " "	Jullundur	584
5 " "	Attock	66	" " "	Dharmasalla	120
6 " "	Jutogh	87	" " "	Kangra	59
7 " "	Mecan Meer	63	55th " "	Peshawur	501
16th Brigade, Head Quarters	Barrackpore	6	58th " "	Nowshera	567
A Battery	Seetapore	141	" " "	Attock	107
B " "	Barrackpore	144	2-60th " "	Murree Hills	926
C " "	Meerut	147	" " "	Rawulpindee	56
D " "	Rawulpindee	151	62nd " "	Dum-Dum	594
E " "	Fyzabad	134	" " "	Barrackpore	175
F " "	Morar	135	63rd " "	Hazarebaugh	880
G " "	Bareilly	135	65th " "	Agra	877
19th Brigade, Head Quarters	Meerut	7	70th " "	Rawulpindee	821
A Battery	Cawnpore	135	72nd " "	Umballa	736
B " "	Ferozepore	148	85th " "	Meerut	523
C " "	Mooltan	131	" " "	Futteghur	320
D " "	Dinspore	139	92nd " "	Chuckrata	685
E " "	Allahabad	141	96th " "	Dinapore	653
F " "	Agra	133	" " "	Chunar	66
G " "	Nowgong	131	106th " "	Jhanai	387
23rd Brigade, Head Quarters	Morar	6	" " "	Nowgong	148
1 Battery	Morar	84	" " "	Gwalior Fortress	262
2 " "	Delhi	79	109th " "	Roorkee	338
3 " "	Peshawur	76	" " "	Delhi	391
4 " "	Gwalior Fortress	82	Detachments, 40th and 51st	Dugshale	103
5 " "	Agra	70	" " "	Cherat	395
6 " "	Lucknow	80	Detachments from Peshawur	" " "	" " "
7 " "	Allahabad	81	" " "	" " "	" " "
Sappers and Miners	Roorkee	37	CONVALESCENT DEPOTS	Darjeeling	119
CAVALRY.			" " "	Nynee Tal	261
4th Hussars	Rawulpindee	381	" " "	Landour	211
5th Lancers	Sealkote	441	" " "	Kussowlie	476
10th Hussars	Muttra	469	" " "	Dalhousie	442
11th Hussars	Umballa	435	" " "	Murree	531
15th Hussars	Meerut	461	BOMBAY DEPOT	Colaba	6
21st Hussars	Lucknow	354	MILITARY PRISONS	" " "	" " "





# STANDARD FORM NO. 100

(Rev. 1-27-50)

This form is to be filled out by the person who is the subject of the report, or by a person who has knowledge of the subject's activities.

PERSONAL DATA		ACTIVITIES	
NAME	FULL NAME	DATE OF BIRTH	PLACE OF BIRTH
1	NAME	2	DATE OF BIRTH
3	DATE OF BIRTH	4	PLACE OF BIRTH
5	DATE OF BIRTH	6	PLACE OF BIRTH
7	DATE OF BIRTH	8	PLACE OF BIRTH
9	DATE OF BIRTH	10	PLACE OF BIRTH
11	DATE OF BIRTH	12	PLACE OF BIRTH
13	DATE OF BIRTH	14	PLACE OF BIRTH
15	DATE OF BIRTH	16	PLACE OF BIRTH
17	DATE OF BIRTH	18	PLACE OF BIRTH
19	DATE OF BIRTH	20	PLACE OF BIRTH
21	DATE OF BIRTH	22	PLACE OF BIRTH
23	DATE OF BIRTH	24	PLACE OF BIRTH
25	DATE OF BIRTH	26	PLACE OF BIRTH
27	DATE OF BIRTH	28	PLACE OF BIRTH
29	DATE OF BIRTH	30	PLACE OF BIRTH
31	DATE OF BIRTH	32	PLACE OF BIRTH
33	DATE OF BIRTH	34	PLACE OF BIRTH
35	DATE OF BIRTH	36	PLACE OF BIRTH
37	DATE OF BIRTH	38	PLACE OF BIRTH
39	DATE OF BIRTH	40	PLACE OF BIRTH
41	DATE OF BIRTH	42	PLACE OF BIRTH
43	DATE OF BIRTH	44	PLACE OF BIRTH
45	DATE OF BIRTH	46	PLACE OF BIRTH
47	DATE OF BIRTH	48	PLACE OF BIRTH
49	DATE OF BIRTH	50	PLACE OF BIRTH
51	DATE OF BIRTH	52	PLACE OF BIRTH
53	DATE OF BIRTH	54	PLACE OF BIRTH
55	DATE OF BIRTH	56	PLACE OF BIRTH
57	DATE OF BIRTH	58	PLACE OF BIRTH
59	DATE OF BIRTH	60	PLACE OF BIRTH
61	DATE OF BIRTH	62	PLACE OF BIRTH
63	DATE OF BIRTH	64	PLACE OF BIRTH
65	DATE OF BIRTH	66	PLACE OF BIRTH
67	DATE OF BIRTH	68	PLACE OF BIRTH
69	DATE OF BIRTH	70	PLACE OF BIRTH
71	DATE OF BIRTH	72	PLACE OF BIRTH
73	DATE OF BIRTH	74	PLACE OF BIRTH
75	DATE OF BIRTH	76	PLACE OF BIRTH
77	DATE OF BIRTH	78	PLACE OF BIRTH
79	DATE OF BIRTH	80	PLACE OF BIRTH
81	DATE OF BIRTH	82	PLACE OF BIRTH
83	DATE OF BIRTH	84	PLACE OF BIRTH
85	DATE OF BIRTH	86	PLACE OF BIRTH
87	DATE OF BIRTH	88	PLACE OF BIRTH
89	DATE OF BIRTH	90	PLACE OF BIRTH
91	DATE OF BIRTH	92	PLACE OF BIRTH
93	DATE OF BIRTH	94	PLACE OF BIRTH
95	DATE OF BIRTH	96	PLACE OF BIRTH
97	DATE OF BIRTH	98	PLACE OF BIRTH
99	DATE OF BIRTH	100	PLACE OF BIRTH



WOMEN AND CHILDREN OF EUROPEAN  
REGIMENTS, 1873.

# WOMEN AND CHILDREN OF EUROPEAN REGIMENTS, 1873.

## I.

TABLE showing the SICKNESS and MORTALITY among the WOMEN of the EUROPEAN REGIMENTS composing the ARMY of INDIA during the Year 1873, and the prevalence of the principal Diseases in each Month of the Year.

MONTHS.	Average Strength.	Average Number Daily Sick.	Number Daily Sick per 1,000 of Strength.	Number of Deaths in each Month.	Death-rate of the Year per 1,000 of Strength.	CAUSES OF DEATHS.															
						Cholera.	Smallpox.	Enteric Fever.	Fever, Intermittent.	Fever, Remittent and Continued.	Heat Apoplexy.	Dysentery.	Diarrhoea.	Hepatitis.	Phthisis Pulmonalis.	Respiratory Diseases.	Heart Diseases.	Atrophy and Anæmia.	Childbirth and Abortion.	All other Causes.	
January	6,511	178	27.3	6	...	...	...	...	...	...	1	...	2	1	...	...	...	1	1		
February	6,700	165	24.6	7	...	...	...	...	...	12	...	...	...	1	1	1	...	...	...		
March	6,732	212	31.5	6	...	...	...	...	...	...	...	...	...	...	...	1	...	...	...		
April	6,733	263	39.1	17	...	2	...	1	...	...	1	2	3	22	...	...	...	3	1		
May	6,702	254	37.9	9	...	2	2	...	...	22	...	...	...	3	...	...	...	1	1		
June	6,675	295	44.2	8	...	...	...	...	...	...	2	1	...	...	...	...	1	1	2		
July	6,650	281	42.3	15	...	...	...	1	...	3	...	1	4	...	3	...	...	1	1		
August	6,629	289	43.6	14	...	1	...	...	...	...	4	22	...	1	...	...	...	...	4		
September	6,592	331	50.2	18	...	3	...	2	...	...	1	1	1	4	1	1	...	2	1		
October	6,553	261	39.8	11	...	...	...	...	1	...	2	...	1	1	...	1	1	1	1		
November	6,522	192	29.4	8	...	...	...	...	...	...	...	3	...	...	...	...	...	2	3		
December	6,508	161	24.7	13	...	...	...	1	...	22	...	...	1	2	...	...	1	2	4		
						6	2	5	1	19	4	11	12	9	18	2	4	3	16	20	
Died per 1,000 of Strength.																					
For the year	6,626	243	36.7	132	19.92	.91	.30	3.77	.60	1.66	1.81	1.36	2.72	.30	.60	.45	2.42	3.02			

CAUSES OF ADMISSIONS.	NUMBER OF ADMISSIONS INTO HOSPITAL IN EACH MONTH.												Total Admitted during the Year.	Admitted per 1,000 of Strength.	Died out of each hundred treated.
	Jan.	Feb.	March.	April.	May.	June.	July.	Aug.	Sept.	Oct.	Nov.	Dec.			
Cholera	...	...	...	2	...	...	...	1	4	...	...	...	7	1.1	85.71
Smallpox	1	1	...	9	3	...	1	...	...	...	...	...	15	2.3	13.33
Dysentery	8	6	2	1	1	...	3	...	2	6	...	...	29	4.4	...
Enteric Fever	...	...	...	3	2	...	1	...	3	...	1	1	11	1.7	45.45
Intermittent Fevers	52	39	55	74	87	113	126	103	143	129	112	80	1,113	167.9	.09
Remittent and Continued Fevers	30	29	26	85	66	103	110	75	128	74	32	23	781	117.9	2.43
Heat Apoplexy	...	...	3	...	2	2	2	...	...	...	...	...	9	1.3	44.44
Dysentery	13	9	13	25	13	14	22	26	39	26	15	12	227	34.2	4.84
Diarrhoea	10	14	22	39	26	27	45	58	49	26	27	22	365	55.1	3.29
Hepatitis	9	13	5	16	16	15	8	16	14	13	6	13	144	21.7	6.25
Spleen Disease	...	1	3	3	1	...	1	3	2	3	1	...	29	5.0	...
Respiratory Diseases	25	24	19	40	17	11	17	15	13	13	13	23	250	34.7	.87
Phthisis Pulmonalis	6	4	8	3	9	3	6	5	3	4	5	4	69	9.1	30.00
Debility and Anæmia	51	58	92	161	119	119	122	101	172	103	94	88	1,260	189.3	.24
Rheumatism	11	9	10	12	14	8	16	12	16	10	4	7	129	19.5	...
Eye Diseases	6	8	8	29	23	15	44	62	113	46	23	18	395	59.6	...
Childbirth	...	...	...	...	...	...	...	...	...	...	...	...	...	...	...
Abortion	6	11	11	14	14	12	15	11	10	8	8	6	126	19.0	.80
Diseases peculiar to Women	21	20	18	28	26	25	26	14	21	18	15	12	244	36.8	...
Abscess and Ulcer	12	6	8	14	10	18	28	22	20	11	6	12	167	25.2	...
Injuries	7	2	6	6	8	10	9	8	2	5	3	3	69	10.4	...
All other Causes	36	44	56	68	53	62	75	85	89	64	41	37	710	107.1	...
	304	298	365	632	510	559	677	617	842	559	406	361	6,131		
Admitted per 1,000 of the Average Strength in each Month.															
	46.7	44.4	54.2	94.0	76.1	83.7	101.8	93.1	127.9	83.2	62.2	55.5	925.3		

\* Childbirth is not reckoned as a cause of admission into hospital.



# WOMEN AND CHILDREN OF EUROPEAN REGIMENTS, 1873.

## II.

TABLE showing the SICKNESS and MORTALITY among the CHILDREN of the EUROPEAN REGIMENTS composing the ARMY of INDIA during the Year 1873, and the prevalence of the principal Diseases in each Month of the Year.

MONTHS.	Average Strength.	Average Number Daily Sick.	Number Daily Sick per 1,000 of Strength.	Number of Deaths in each Month.	Death-rate of each Month per 1,000 of Strength.	CAUSES OF DEATHS.																			
						Cholera.	Smallpox.	Measles.	Whooping Cough.	Scarlet Fever.	Enteric Fever.	Intermittent Fevers.	Remittent and Continued Fevers.	Heat Apoplexy.	Dentition.	Convulsions.	Meningitis and Hydrocephalus.	Tubercular.	Phthisis Pulmonalis.	Dysentery.	Diarrhea.	Anæmia and Atrophy.	Bronchitis and Pneumonia.	Croup and Diphtheria.	All other Causes.
January	11,512	245	21.3	39	3.39	...	...	2	...	...	...	...	...	4	6	...	...	...	...	7	2	5	4	2	
February	11,664	239	20.5	36	3.09	...	1	...	1	...	...	...	1	6	4	...	...	...	...	9	1	4	1	5	
March	11,769	292	24.8	47	3.99	...	...	6	...	...	...	...	...	...	...	...	...	...	...	10	3	...	...	1	
April	11,853	422	35.6	75	6.33	...	...	...	...	...	...	...	1	...	9	13	...	...	...	13	10	6	...	5	
May	11,866	467	39.4	86	7.28	...	...	...	...	...	...	...	...	...	...	...	...	...	...	...	8	...	...	...	
June	11,894	479	40.3	58	4.88	...	1	5	1	...	...	...	1	4	1	3	10	6	...	...	...	...	...	...	
July	11,962	459	38.0	69	5.77	...	...	1	3	...	...	...	...	...	...	...	...	...	...	...	6	...	...	...	
August	11,971	534	44.6	79	6.60	...	...	...	...	...	...	...	...	...	...	...	...	...	...	...	16	13	1	4	
September	11,921	562	47.1	114	9.56	...	...	...	...	...	...	...	...	...	...	...	...	...	...	...	25	12	2	2	
October	11,961	468	38.9	54	4.51	...	...	...	1	...	...	...	...	...	1	3	8	...	...	...	11	5	2	4	
November	11,954	317	26.5	48	4.02	...	...	...	...	1	...	...	...	...	...	...	...	...	...	...	4	7	6	2	
December	11,990	273	22.8	50	4.17	...	1	...	1	...	...	...	...	...	...	...	...	...	...	...	4	5	6	5	
						11	7	20	7	1	...	8	56	3	64	115	23	32	1	40	133	89	43	30	32
Died per 1,000 of Strength.																									
For the year	11,869	398	33.6	715*	60.29	93	59	169	59	10	...	539	25	339	970	194	270	109	337	1121	750	363	253	270	

CAUSES OF ADMISSIONS.	NUMBER OF ADMISSIONS INTO HOSPITAL IN EACH MONTH.												Total Admitted during the Year.	Admitted per 1,000 of Strength.	Died out of each hundred treated.
	Jan.	Feb.	March.	April.	May.	June.	July.	Aug.	Sept.	Oct.	Nov.	Dec.			
Cholera	...	...	...	1	2	2	7	2	2	...	...	...	16	1.3	68.75
Smallpox	...	3	9	11	6	2	...	...	...	...	...	2	33	2.8	21.21
Dysentery	6	2	2	1	...	...	4	...	1	5	...	...	21	1.8	...
Measles	10	19	36	61	39	39	6	13	...	...	1	15	250	21.1	800
Whooping Cough	3	8	6	8	7	29	13	...	4	6	4	11	99	8.3	707
Scarlet Fever	...	...	2	...	1	...	2	...	...	2	1	...	8	7	12.50
Enteric Fever	...	1	...	...	1	...	...	1	...	1	...	1	5	4	...
Intermittent Fevers	47	28	63	98	79	90	111	96	148	206	178	101	1,245	105.0	61
Remittent and Continued Fevers	30	29	51	82	91	111	99	88	141	93	46	48	912	76.9	614
Heat Apoplexy	...	...	...	1	1	1	1	...	2	2	...	...	8	7	37.50
Dysentery	18	18	10	19	16	12	28	32	44	24	20	...	264	22.3	1515
Diarrhea	44	47	62	196	93	95	110	157	151	48	58	54	1,665	89.8	1240
Hepatitis	...	1	1	4	1	2	3	...	1	...	...	3	16	1.3	...
Spleen Disease	...	1	1	1	1	6	6	5	4	...	1	...	28	2.3	...
Respiratory Diseases	53	47	45	44	39	31	47	32	69	50	41	64	556	46.9	1313
Eye Diseases	15	19	41	121	80	86	192	312	514	204	91	41	1,716	144.7	...
Anæmia and Debility	46	59	76	122	88	83	106	106	106	102	63	88	1,043	87.9	853
Tubercular Diseases	8	8	5	10	6	5	11	6	10	5	5	6	85	7.2	38.82
Meningitis and Hydrocephalus	...	2	3	1	3	7	5	2	1	3	2	2	31	2.6	74.19
Convulsions	11	13	5	21	12	17	13	15	24	11	14	9	165	13.9	69.70
Dentition	20	15	30	64	40	53	56	47	59	40	31	23	478	40.3	1339
Abscess and Ulcer	4	8	7	18	11	24	22	22	18	8	14	11	167	14.1	...
Injuries	10	9	13	19	6	7	14	26	19	18	13	24	174	14.7	...
All other Causes	25	31	26	44	35	31	32	37	44	40	21	37	405	34.1	305
	350	368	494	897	676	727	888	969	1,353	870	609	559	8,790		
Admitted per 1,000 of the Average Strength in each Month.															
	39.4	31.6	41.9	75.7	57.0	61.1	74.2	83.4	113.5	72.7	50.9	46.6	741.1		

\* Excluding 27 deaths, which appear in the Regimental Returns, of stillborn children and premature children who survived their birth for a short time.

# WOMEN AND CHILDREN OF EUROPEAN REGIMENTS, 1873.

## III.

TABLE showing the SICKNESS and MORTALITY among the WOMEN of the EUROPEAN REGIMENTS serving in the BENGAL PRESIDENCY during the Year 1873, and the prevalence of the principal Diseases in each Month of the Year.

MONTHS.	Average Strength.	Average Number Daily Sick.	Number Daily Sick per 1,000 of Strength.	Number of Deaths in each month.	Death-rate of the Year per 1,000 of Strength.	CAUSES OF DEATHS.														
						Cholera.	Smallpox.	Enteric Fever.	Intermittent Fevers.	Remittent and Continued Fevers.	Heat Apoplexy.	Dysentery.	Diarrhoea.	Hepatitis.	Phthisis Pulmonalis.	Respiratory Diseases.	Heart Diseases.	Atrophy and Anæmia.	Childbirth and Abortion.	All other Causes.
January	3,826	121	31.6	4	...	...	...	...	...	...	...	...	2	1	...	...	...	...	...	1
February	3,962	113	28.5	4	...	...	...	...	...	1	...	...	1	1	1	...	...	...	...	...
March	3,905	148	37.9	5	...	...	...	...	...	...	1	...	2	2	...	...	1	...	...	...
April	3,940	185	46.9	12	...	...	...	1	...	1	...	2	2	2	...	...	...	...	...	1
May	3,914	185	47.3	5	...	2	...	...	...	...	...	...	...	1	...	...	...	...	...	1
June	3,890	210	54.0	5	...	...	...	...	...	1	...	...	...	...	...	...	...	...	1	3
July	3,885	192	49.4	8	...	...	1	...	2	2	...	3	...	2	...	...	...	...	...	...
August	3,876	193	49.8	11	...	1	...	...	...	...	3	1	...	1	...	...	...	...	...	3
September	3,867	230	59.4	13	...	3	...	1	...	...	1	...	3	1	1	1	1	...	2	1
October	3,832	178	46.2	9	...	...	...	1	...	2	...	2	...	1	1	...	1	...	1	...
November	3,695	128	34.7	4	...	...	...	...	...	...	...	1	...	...	...	...	...	...	...	1
December	3,682	107	29.1	8	...	...	...	1	...	1	...	...	1	1	...	...	1	1	1	2
						4	2	4	1	13	2	7	7	7	13	2	3	1	9	13
Died per 1,000 of Strength.																				
For the year	3,858	166	43.0	88	22.81	1.04	.52	1.04	3.63	.52	1.81	1.81	1.81	3.37	.52	.78	.26	2.33	3.37	

CAUSES OF ADMISSIONS.	NUMBER OF ADMISSIONS INTO HOSPITAL IN EACH MONTH.												Total Admitted during the Year.	Admitted per 1,000 of Strength.	Died out of each hundred treated.
	Jan.	Feb.	March.	April.	May.	June.	July.	Aug.	Sept.	Oct.	Nov.	Dec.			
Cholera	...	...	...	...	...	...	...	1	4	...	...	...	5	13	80.00
Smallpox	...	...	...	8	3	...	1	...	...	...	...	...	12	31	16.67
Dysentery	1	...	...	...	...	...	2	...	...	...	...	...	3	8	...
Enteric Fever	...	...	...	3	2	...	1	...	1	...	1	1	9	23	44.44
Intermittent Fevers	26	19	31	50	55	73	79	66	108	100	89	65	761	197.3	13
Remittent and Continued Fevers	22	17	19	66	60	92	93	57	109	55	19	15	624	161.7	2.08
Heat Apoplexy	...	...	1	...	2	1	1	...	...	...	...	...	5	13	40.00
Dysentery	5	4	6	15	9	8	15	15	28	20	8	10	143	37.0	4.90
Diarrhoea	6	9	14	28	15	29	29	42	35	19	15	9	241	62.4	2.90
Hepatitis	4	7	2	13	8	11	3	10	7	8	4	6	83	21.5	8.43
Spleen Disease	...	1	3	1	1	2	1	3	12	2	1	...	17	4.4	...
Respiratory Diseases	18	17	13	27	10	10	4	8	7	9	9	13	145	37.6	1.38
Phthisis Pulmonalis	5	3	5	1	6	2	3	4	12	1	3	2	37	9.6	35.13
Debility and Anæmia	27	31	44	101	51	74	67	60	112	74	59	49	731	189.5	14
Rheumatism	8	5	6	6	5	6	11	7	7	4	2	5	72	18.7	...
Eye Diseases	3	4	5	22	15	19	23	40	80	23	8	10	243	63.0	...
Childbirth	...	...	...	...	...	...	...	...	...	...	...	...	...	...	...
Abortion	5	7	6	7	9	10	8	9	8	5	4	4	82	21.2	...
Diseases peculiar to Women	9	12	11	15	15	16	18	7	11	10	8	6	138	35.8	...
Abscess and Ulcer	8	4	5	7	6	15	21	14	11	10	3	10	114	29.6	...
Injuries	6	1	3	3	6	4	5	4	2	2	2	1	39	10.1	...
All other Causes	15	23	37	42	31	43	46	45	47	30	17	25	404	104.7	2.98
	168	164	211	415	369	397	431	395	541	372	243	222	3,908		
Admitted per 1,000 of the Average Strength in each Month.															
	43.9	41.4	54.0	105.3	78.9	101.1	110.9	101.9	150.2	96.6	65.8	60.3	101.30		



# WOMEN AND CHILDREN OF EUROPEAN REGIMENTS, 1873.

## IV.

TABLE showing the SICKNESS and MORTALITY among the CHILDREN of the EUROPEAN REGIMENTS serving in the BENGAL PRESIDENCY during the Year 1873, and the prevalence of the principal Diseases in each Month of the Year.

MONTHS.	Average Strength.	Average Number Daily Sick.	Number Daily Sick per 1,000 of Strength.	Number of Deaths in each Month.	Death-rate of each Month per 1,000 of Strength.	CAUSES OF DEATHS.																			
						Cholera.	Smallpox.	Measles.	Whooping Cough.	Scarlet Fever.	Enteric Fever.	Intermittent Fevers.	Remittent and Continued Fevers.	Heat Apoplexy.	Dentition.	Convulsions.	Meningitis and Hydrocephalus.	Tubercular Meningitis.	Phthisis Pulmonalis.	Dysentery.	Diarrhoea.	Anæmia and Atrophy.	Bronchitis and Pneumonia.	Croup and Diphtheria.	All other Causes.
January	6,067	178	29.7	23	3.45	...	...	1	...	...	...	...	2	...	...	...	...	1	...	4	1	1	1	1	
February	6,755	168	24.9	27	4.00	...	1	...	1	...	...	...	3	...	...	...	...	3	...	1	1	3	1	4	
March	6,980	194	27.9	33	4.75	...	...	4	...	...	...	...	4	...	...	...	...	2	...	8	6	2	...	1	
April	6,786	313	46.1	52	7.66	...	1	4	...	...	...	1	9	...	...	...	1	...	1	8	9	5	1	1	
May	6,805	318	46.9	25	3.67	1	1	1	1	...	...	2	...	...	...	3	4	1	4	...	12	5	...	...	
June	6,810	328	48.2	35	5.14	1	1	1	1	...	...	1	3	1	2	5	3	...	...	...	8	4	2	1	
July	6,836	322	47.1	40	5.85	...	...	...	3	...	...	5	1	1	1	3	...	1	1	2	14	4	...	...	
August	6,833	363	53.1	50	7.32	1	...	...	...	...	...	4	...	...	5	11	1	...	...	...	18	5	1	...	
September	6,831	411	60.2	72	10.54	2	...	...	...	...	...	1	2	...	10	12	1	3	...	...	17	4	4	3	
October	6,849	334	48.8	40	5.81	...	...	...	...	...	...	3	1	2	2	5	1	4	...	...	10	5	1	3	
November	6,604	221	33.5	27	4.09	...	...	...	1	...	1	4	...	...	...	6	1	2	...	...	1	6	2	1	
December	6,601	184	27.9	35	5.30	...	...	...	1	...	...	2	4	...	2	5	2	1	...	...	3	3	3	4	
						5	5	10	6	1	...	6	44	3	38	71	14	21	1	21	94	53	27	18	21
Died per 1,000 of Strength.																									
For the year	6,753	278	41.2	450	67.97	7.4	7.4	14.8	8.9	1.5	7.40	4.5	5.63	10.51	2.08	3.11	1.5	3.11	13.92	7.85	3.99	2.66	3.11		

CAUSES OF ADMISSIONS.	NUMBER OF ADMISSIONS INTO HOSPITAL IN EACH MONTH.												Total Admitted during the Year.	Admitted per 1,000 of Strength.	Died out of each hundred treated.
	Jan.	Feb.	March.	April.	May.	June.	July.	Aug.	Sept.	Oct.	Nov.	Dec.			
Cholera	...	...	...	...	1	1	...	2	2	...	...	...	6	9	83.33
Smallpox	...	...	3	2	8	5	2	...	...	...	...	1	21	3.1	23.81
Dysentery	1	7	...	...	...	...	2	...	...	...	...	...	3	5	...
Measles	6	...	...	20	...	...	2	...	6	...	1	3	78	11.6	12.82
Whooping Cough	3	6	6	8	6	14	11	...	3	1	1	11	70	10.4	8.57
Scarlet Fever	...	...	1	...	...	...	...	...	...	2	1	...	4	6	25.00
Enteric Fever	...	...	...	...	...	...	...	...	...	1	...	1	2	3	...
Intermittent Fevers	15	17	33	64	54	60	78	66	105	165	144	85	856	131.2	7.8
Remittent and Continued Fevers	19	17	30	61	66	97	72	66	110	64	32	28	662	98.0	6.65
Heat Apoplexy	...	...	...	...	...	1	1	...	2	2	...	...	6	9	50.00
Dysentery	8	11	7	14	5	5	10	12	22	14	13	10	131	19.4	16.00
Diarrhoea	25	21	37	119	52	62	75	116	104	34	26	34	700	103.6	13.43
Hepatitis	...	...	1	2	...	2	3	...	...	...	...	1	9	13	...
Spleen Disease	...	...	1	1	...	6	6	...	3	...	1	...	27	4.0	...
Respiratory Diseases	32	28	32	33	21	16	26	15	34	29	21	33	339	47.4	14.06
Eye Diseases	7	9	15	88	43	56	105	206	399	112	38	20	1,098	162.6	...
Anæmia and Debility	34	47	32	85	51	46	67	60	59	59	35	51	616	91.2	8.60
Tubercular Diseases	3	2	3	8	3	4	6	5	6	5	4	3	52	7.7	42.31
Meningitis and Hydrocephalus	...	2	3	1	1	4	1	1	1	3	2	1	20	3.0	70.00
Convulsions	8	8	4	15	6	9	7	12	13	6	7	6	101	14.9	71.00
Dentition	13	9	19	52	24	45	37	29	37	31	17	18	339	48.9	11.51
Abscess and Ulcer	1	5	4	9	3	15	15	14	12	6	4	5	93	13.8	...
Injuries	7	5	5	11	5	5	9	12	9	11	5	10	94	13.9	...
All other Causes	14	16	12	17	13	20	18	23	30	25	13	25	226	33.4	4.85
	196	214	272	611	365	472	541	650	951	572	365	346	5,555		
Admitted per 1,000 of the Average Strength in each Month.															
	29.4	31.7	40.9	90.0	53.6	69.3	79.1	95.1	139.2	83.5	55.3	52.4	822.6		

# WOMEN AND CHILDREN OF EUROPEAN REGIMENTS, 1873.

## V.

TABLE showing the SICKNESS and MORTALITY among the WOMEN of the EUROPEAN REGIMENTS serving in the MADRAS PRESIDENCY during the Year 1873, and the prevalence of the principal Diseases in each Month of the Year.

MONTHS.	Average Strength.	Average Number Daily Sick.	Number Daily Sick per 1,000 of Strength.	Number of Deaths in each Month.	Death-rate of the Year per 1,000 of Strength.	CAUSES OF DEATHS.														
						Cholera.	Smallpox.	Enteric Fever.	Intermittent Fevers.	Remittent and Continued Fevers.	Heat Apoplexy.	Dysentery.	Diarrhea.	Hepatitis.	Phthisis Pulmonalis.	Respiratory Diseases.	Heart Diseases.	Atrophy and Anæmia.	Childbirth and Abortion.	All other Causes.
January	1,500	29	19.3	1	...	...	...	...	...	...	1	...	...	...	...	...	...	...	...	...
February	1,526	25	16.4	2	...	...	...	...	...	1	...	...	...	...	...	...	...	...	1	...
March	1,570	34	21.6	3	...	...	...	...	...	...	...	...	...	...	...	...	...	...	1	...
April	1,557	39	25.0	4	...	2	...	...	...	1	...	...	...	...	...	...	...	...	1	...
May	1,563	55	35.2	1	...	...	...	...	...	...	...	...	1	...	...	...	...	...	...	...
June	1,556	48	30.8	1	...	...	...	...	...	...	1	...	...	...	...	...	...	...	...	...
July	1,547	49	31.7	6	...	...	...	...	...	1	1	1	...	1	...	...	...	1	1	...
August	1,544	50	32.3	1	...	...	...	...	...	...	1	...	...	...	...	...	...	...	...	...
September	1,527	60	39.3	3	...	...	...	1	...	...	...	...	1	1	...	...	...	...	...	...
October	1,516	61	40.2	...	...	...	...	...	...	...	...	...	...	...	...	...	...	1	...	1
November	1,526	39	25.6	1	...	...	...	...	...	...	...	1	...	...	...	...	...	...	...	...
December	1,569	31	19.9	...	...	...	...	...	...	...	...	...	...	...	...	...	...	...	...	...
						2	...	1	...	2	1	4	2	1	3	...	...	1	4	2
Died per 1,000 of Strength.																				
For the year	1,541	43	27.9	23	14.92	1.29	...	1.95	...	.65	2.60	1.79	.65	1.95	...	...	.65	2.00	1.29	

CAUSES OF ADMISSIONS.	NUMBER OF ADMISSIONS INTO HOSPITAL IN EACH MONTH.												Total Admitted during the Year.	Admitted per 1,000 of Strength.	Died out of each hundred treated.
	Jan.	Feb.	March.	April.	May.	June.	July.	Aug.	Sept.	Oct.	Nov.	Dec.			
Cholera	...	...	...	2	...	...	...	...	...	...	...	...	2	1.3	100.00
Smallpox	...	...	...	1	...	...	...	...	...	...	...	...	1	.6	...
Dysentery	2	6	2	...	...	...	1	...	2	5	...	...	18	11.6	...
Enteric Fever	...	...	...	...	...	...	...	...	...	...	...	...	2	1.3	50.00
Intermittent Fevers	5	5	8	4	7	5	11	8	11	5	4	4	77	50.0	...
Remittent and Continued Fevers	7	8	6	11	3	4	13	16	14	13	12	4	111	72.0	1.80
Heat Apoplexy	...	...	...	...	...	...	1	...	...	...	...	...	3	1.9	33.33
Dysentery	5	3	5	6	2	4	5	9	9	5	4	1	58	37.7	6.90
Diarrhoea	2	5	12	8	8	3	11	15	12	4	3	10	85	53.9	2.41
Hepatitis	3	4	1	1	6	1	4	5	4	5	2	4	40	25.8	2.50
Spleen Disease	...	...	...	...	...	...	...	...	...	...	...	...	...	...	...
Respiratory Diseases	2	4	5	9	6	1	7	3	4	2	1	6	50	32.5	...
Phthisis Pulmonalis	1	...	1	...	3	1	1	...	...	2	1	2	12	7.8	25.00
Debility and Anæmia	18	20	31	49	51	32	37	26	47	26	33	35	465	262.8	.25
Rheumatism	1	2	3	1	3	...	1	4	7	5	...	1	28	18.2	...
Eye Diseases	2	1	1	2	4	2	11	12	16	15	13	4	83	53.9	...
Childbirth	...	...	...	...	...	...	...	...	...	...	...	...	...	...	...
Abortion	...	3	3	2	3	...	4	1	1	2	2	1	22	14.3	...
Diseases peculiar to Women	8	6	4	8	5	7	5	5	8	5	3	4	68	44.1	1.40
Abscess and Ulcer	1	...	1	4	3	2	6	4	5	1	1	...	27	17.5	
Injuries	1	...	2	1	...	4	2	2	...	3	...	1	16	10.4	
All other Causes	11	17	13	16	15	12	22	29	29	21	17	4	206	133.7	...
	69	84	90	125	119	78	141	139	171	119	96	81	1,312		
Admitted per 1,000 of the Average Strength in each Month.															
	46.0	55.0	57.3	80.3	76.1	59.1	91.1	90.0	112.0	78.5	62.9	51.9	851.4		



# WOMEN AND CHILDREN OF EUROPEAN REGIMENTS, 1873.

## VI.

TABLE showing the SICKNESS and MORTALITY among the CHILDREN of the EUROPEAN REGIMENTS serving in the MADRAS PRESIDENCY during the Year 1873, and the prevalence of the principal Diseases in each Month of the Year.

MONTHS.	Average Strength.	Average Number Daily Sick.	Number Daily Sick per 1,000 of Strength.	Number of Deaths in each Month.	Death-rate of each Month per 1,000 of Strength.	CAUSES OF DEATHS.																				
						Cholera.	Smallpox.	Measles.	Whooping Cough.	Scarlet Fever.	Enteric Fever.	Intermittent Fevers.	Remittent and Continued Fevers.	Heat Apoplexy.	Dentition.	Convulsions.	Meningitis and Hydrocephalus.	Tuberc. Mesenterica.	Phthisis Pulmonalis.	Dysentery.	Diarrhoea.	Anæmia and Atrophy.	Bronchitis and Pneumonia.	Croup and Diphtheria.	All other Causes.	
January	2,787	23	83	5	179	...	...	...	...	...	...	...	1	...	1	...	...	...	...	1	...	...	...	...	42	...
February	2,792	27	97	3	107	...	...	...	...	...	...	...	...	...	...	...	...	...	...	1	...	...	...	...	...	...
March	2,871	43	150	7	244	...	...	...	...	...	...	...	...	...	...	...	...	...	...	...	1	...	...	...	...	...
April	2,803	59	206	12	479	...	...	...	...	...	...	...	...	...	...	...	...	...	...	1	...	...	...	...	...	...
May	2,805	90	314	13	454	1	...	...	...	...	...	...	...	...	...	...	...	...	...	...	...	...	...	...	...	...
June	2,809	89	310	16	538	1	...	...	...	...	...	...	...	...	...	...	...	...	...	...	...	...	...	...	...	...
July	2,904	90	310	20	689	4	...	1	...	...	...	...	...	...	...	...	...	...	...	...	...	...	...	...	...	...
August	2,906	95	327	19	654	...	...	...	...	...	...	...	...	...	...	...	...	...	...	...	...	...	...	...	...	...
September	2,884	89	308	25	867	...	...	...	...	...	...	...	...	...	...	...	...	...	...	...	...	...	...	...	...	...
October	2,803	68	235	8	276	...	...	...	...	...	...	...	...	...	...	...	...	...	...	...	...	...	...	...	...	...
November	2,918	55	188	10	342	...	...	...	...	...	...	...	...	...	...	...	...	...	...	...	...	...	...	...	...	...
December	3,001	44	147	10	333	...	...	...	...	...	...	...	1	...	...	...	...	...	...	...	...	...	...	...	...	...
						6	...	9	...	...	...	...	10	...	16	...	19	4	8	...	15	18	24	5	9	5
Died per 1,000 of Strength.																										
For the year	2,880	64	222	148	5139	209	...	312	...	...	...	347	...	555	600	139	278	...	521	625	833	174	312	174	...	...

CAUSES OF ADMISSIONS.	NUMBER OF ADMISSIONS INTO HOSPITAL IN EACH MONTH.												Total Admitted during the Year.	Admitted per 1,000 of Strength.	Died out of each hundred treated.
	Jan.	Feb.	March.	April.	May.	June.	July.	Aug.	Sept.	Oct.	Nov.	Dec.			
Cholera	...	...	...	1	1	1	7	...	...	...	...	...	10	3.5	6000
Smallpox	...	...	3	1	...	...	...	...	...	...	...	...	4	1.4	...
Dysentery	4	2	2	...	...	...	2	...	1	5	...	...	16	5.6	...
Measles	...	4	10	39	52	28	4	7	...	...	...	4	148	51.4	608
Whooping Cough	...	...	...	...	...	...	8	1	...	...	...	...	10	3.5	...
Scarlet Fever	...	...	...	...	...	...	...	...	...	...	...	...	...	...	...
Enteric Fever	...	...	...	...	1	...	...	...	...	...	...	...	...	...	...
Intermittent Fevers	5	3	6	6	3	6	5	9	10	7	8	...	68	23.6	...
Remittent and Continued Fevers	10	8	18	15	19	6	16	18	19	16	13	13	171	59.3	585
Heat Apoplexy	...	...	...	...	...	...	...	...	...	...	...	...	...	...	...
Dysentery	6	7	3	4	9	5	16	19	20	9	4	10	112	38.9	1339
Diarrhoea	7	19	16	14	25	18	20	19	32	10	16	7	203	70.5	887
Hepatitis	...	...	...	1	1	...	...	...	...	...	...	...	3	1.0	...
Spleen Disease	...	...	...	...	...	...	...	...	...	...	...	...	...	...	...
Respiratory Diseases	16	14	8	9	14	13	16	6	19	9	11	19	154	53.5	900
Eye Diseases	5	2	9	21	23	27	52	61	65	58	43	11	377	129.9	...
Anæmia and Debility	4	8	25	27	27	27	39	38	43	30	24	31	323	112.1	743
Tubercular Diseases	1	4	...	1	1	1	4	1	2	...	...	1	16	5.6	5000
Meningitis and Hydrocephalus	...	...	...	...	1	1	3	...	...	...	...	...	5	1.7	8000
Convulsions	...	3	...	2	3	4	4	...	3	...	5	...	30	10.4	6335
Dentition	3	...	5	7	8	4	11	10	15	6	7	1	77	26.8	2078
Abcesses and Ulcer	3	3	3	4	5	6	4	4	5	1	6	4	48	16.7	...
Injuries	1	3	4	5	1	1	4	6	7	6	6	5	49	17.0	...
All other Causes	5	9	9	24	14	7	10	7	7	9	5	4	110	38.2	221
	70	89	121	151	206	163	218	207	248	170	148	112	1,935		
Admitted per 1,000 of the Average Strength in each Month.															
	25.1	31.0	42.2	63.2	72.6	56.8	75.1	71.2	80.0	58.8	50.7	37.3	671.0		

# WOMEN AND CHILDREN OF EUROPEAN REGIMENTS, 1873.

## VII.

TABLE showing the SICKNESS and MORTALITY among the WOMEN of the EUROPEAN REGIMENTS serving in the BOMBAY PRESIDENCY during the Year 1873, and the prevalence of the principal Diseases in each Month of the Year.

MONTHS.	Average Strength.	Average Number Daily Sick.	Number Daily Sick per 1,000 of Strength.	Number of Deaths in each Month.	Death-rate of the Year per 1,000 of Strength.	CAUSES OF DEATHS.														
						Cholera.	Smallpox.	Enteric Fever.	Intermittent Fever.	Remittent and Continued Fevers.	Heat Apoplexy.	Dysentery.	Diarrhoea.	Hepatitis.	Phthisis Pulmonalis.	Respiratory Diseases.	Heart Diseases.	Atrophy and Anæmia.	Childbirth and Abortion.	All other Causes.
January	1,185	28	23.6	1	...	...	...	...	...	...	...	...	...	...	...	...	...	...	1	...
February	1,221	27	22.1	1	...	...	...	...	...	...	...	...	...	...	...	...	1	...	...	...
March	1,257	30	23.9	...	...	...	...	...	...	...	...	...	...	...	...	...	...	...	...	...
April	1,298	39	31.8	1	...	...	...	...	...	...	...	...	1	...	...	...	...	...	...	...
May	1,225	44	35.9	3	...	...	...	...	1	...	...	...	...	1	...	...	...	...	1	...
June	1,229	37	30.1	4	...	...	...	...	...	1	...	...	...	...	...	...	...	1	...	...
July	1,218	40	32.8	1	...	...	...	...	1	...	...	...	...	...	...	...	...	...	...	...
August	1,209	40	33.1	...	...	...	...	...	...	...	...	1	...	...	...	...	...	...	...	1
September	1,198	41	34.2	...	...	...	...	...	1	...	...	1	...	...	...	...	...	...	...	...
October	1,195	32	26.8	...	...	...	...	...	...	...	...	...	...	...	...	...	...	...	...	...
November	1,201	25	19.2	3	...	...	...	...	...	...	...	1	...	...	...	...	...	...	...	2
December	1,266	23	18.2	5	...	...	...	...	...	1	...	...	...	1	...	...	...	...	1	2
						...	...	...	4	1	...	3	1	2	...	1	1	3	5	
Died per 1,000 of Strength.																				
For the year	1,227	34	27.7	21	17.11	...	...	3.26	...	...	2.45	...	1.63	...	...	...	...	2.45	4.08	

CAUSES OF ADMISSIONS.	NUMBER OF ADMISSIONS INTO HOSPITAL IN EACH MONTH.												Total Admitted during the Year.	Admitted per 1,000 of Strength.	Died out of each hundred treated.
	Jan.	Feb.	March.	April.	May.	June.	July.	Aug.	Sept.	Oct.	Nov.	Dec.			
Cholera	...	...	...	...	...	...	...	...	...	...	...	...	...	...	...
Smallpox	1	1	...	...	...	...	...	...	...	...	...	...	2	1.6	...
Dysentery	5	...	...	1	1	...	...	...	...	1	...	...	8	6.5	...
Enteric Fever	...	...	...	...	...	...	...	...	...	...	...	...	...	...	...
Intermittent Fevers	21	15	16	20	25	35	36	29	24	24	19	11	275	224.1	...
Remittent and Continued Fevers	1	4	1	8	3	7	4	2	5	6	1	4	46	37.5	879
Heat Apoplexy	...	...	...	...	...	...	...	...	...	...	...	...	1	...	...
Dysentery	3	2	2	4	2	2	2	2	2	1	3	1	26	21.2	...
Diarrhoea	2	...	6	3	3	4	5	1	2	3	9	3	41	33.4	732
Hepatitis	2	2	2	2	2	3	1	1	3	...	...	3	21	17.1	476
Spleen Disease	...	...	...	2	...	...	...	...	...	1	...	...	3	2.4	...
Respiratory Diseases	5	3	1	4	1	...	6	4	2	2	3	4	35	28.5	...
Phthisis Pulmonalis	...	1	2	2	...	...	2	1	1	1	1	...	11	9.0	18.18
Debility and Anæmia	6	...	17	11	17	13	18	15	13	3	11	13	144	117.4	79
Rheumatism	2	2	1	5	6	2	4	1	2	1	2	1	29	23.7	...
Eye Diseases	1	3	2	5	4	3	10	16	17	8	2	4	69	56.2	...
Childbirth	...	...	...	...	...	...	...	...	...	...	...	...	...	...	...
Abortions	1	1	2	5	2	2	3	1	1	1	2	1	22	17.9	454
Diseases peculiar to Women	4	2	3	5	6	2	3	2	2	3	4	2	38	31.0	...
Abscess and Ulcer	3	2	2	3	1	1	2	4	4	...	2	2	26	21.2	...
Injuries	...	1	1	2	2	2	2	2	2	...	1	1	14	11.4	...
All other Causes	10	4	6	10	7	7	7	8	13	13	7	8	160	81.5	...
	67	50	64	92	82	84	105	83	91	68	67	58	911		
Admitted per 1,000 of the Average Strength in each Month.															
	56.5	41.0	50.9	75.0	66.9	68.3	96.1	68.6	75.9	56.9	51.5	45.8		742.4	



# WOMEN AND CHILDREN OF EUROPEAN REGIMENTS, 1873.

## VIII.

TABLE showing the SICKNESS and MORTALITY among the CHILDREN of the EUROPEAN REGIMENTS serving in the BOMBAY PRESIDENCY during the Year 1873, and the prevalence of the principal Diseases in each Month of the Year.

MONTHS.	Average Strength.	Average Number Daily Sick.	Number Daily Sick per 1,000 of Strength.	Number of Deaths in each Month.	Death-rate of each Month per 1,000 of Strength.	CAUSES OF DEATHS.																			
						Cholera.	Smallpox.	Measles.	Whooping Cough.	Scarlet Fever.	Enteric Fever.	Intermittent Fevers.	Remittent and Continued Fevers.	Heat Apoplexy.	Dentition.	Convulsions.	Meningitis and Hydrocephalus.	Tuberc Mesenterica.	Phthisis Pulmonalis.	Dysentery.	Diarrhoea.	Anæmia and Atrophy.	Bronchitis and Pneumonia.	Croup and Diphtheria.	All other Causes.
January	2,068	44	21.4	11	5.34	...	...	1	...	...	...	...	...	...	1	2	...	...	...	3	1	1	1	...	
February	2,117	44	20.8	6	2.83	...	...	...	...	...	...	...	...	1	1	...	...	...	1	...	...	1	...	1	
March	2,238	55	24.6	7	3.13	...	...	...	...	...	...	...	...	1	...	...	...	...	...	...	2	1	...	...	
April	2,204	50	22.8	11	4.99	...	1	...	...	...	...	...	...	...	...	...	...	1	3	...	...	...	...	2	
May	2,196	58	26.4	8	3.64	...	...	...	...	...	...	...	...	...	...	...	...	...	3	1	...	...	...	...	
June	2,215	62	28.0	7	3.16	...	...	...	...	...	...	...	...	1	...	...	...	...	...	...	1	...	...	...	
July	2,222	67	30.1	9	4.05	...	...	...	...	...	...	...	...	...	1	1	...	...	...	1	4	...	...	...	
August	2,232	76	34.0	10	4.48	...	...	...	...	...	...	...	...	...	...	...	...	...	...	5	1	1	...	...	
September	2,206	62	28.1	17	7.71	...	...	...	...	...	...	...	...	1	...	...	...	...	...	4	1	1	...	...	
October	2,219	64	28.8	6	2.70	...	...	1	...	...	...	...	...	...	...	...	...	...	...	...	1	1	2	...	
November	2,432	41	16.9	11	4.52	...	...	...	...	...	...	...	...	...	2	...	...	...	1	2	1	3	...	...	
December	2,388	45	18.8	5	2.09	...	1	...	...	...	...	...	...	...	...	...	...	...	1	...	...	1	...	...	
						...	2	1	1	...	...	2	2	...	10	25	5	3	...	4	21	12	11	3	6
Died per 1,000 of Strength.																									
For the year	2,227	76	25.1	108	48.50	...	90	45	45	...	180	...	...	...	149	1123	225	134	...	180	943	539	494	134	260

CAUSES OF ADMISSIONS.	NUMBER OF ADMISSIONS INTO HOSPITAL IN EACH MONTH.												Total Admitted during the Year.	Admitted per 1,000 of Strength.	Died out of each hundred treated.	
	Jan.	Feb.	March.	April.	May.	June.	July.	Aug.	Sept.	Oct.	Nov.	Dec.				
Cholera	...	...	...	...	...	...	...	...	...	...	...	...	...	...	...	...
Smallpox	...	...	4	...	1	...	...	...	...	...	...	1	8	36	2500	...
Dengue	1	...	...	1	...	...	...	...	...	...	...	...	2	9	...	...
Measles	4	8	...	2	2	...	...	...	...	...	...	8	24	108	417	...
Whooping Cough	...	2	...	...	1	7	1	...	1	4	3	...	19	83	526	...
Scarlet Fever	...	...	1	...	1	...	2	...	...	...	...	...	4	18	...	...
Enteric Fever	...	1	...	...	...	...	...	1	...	...	...	...	2	9	...	...
Intermittent Fevers	27	8	24	28	22	24	28	21	33	34	26	16	291	1507	68	...
Remittent and Continued Fevers	1	4	3	6	6	11	11	4	12	13	1	7	79	355	253	...
Heat Apoplexy	...	...	...	1	1	...	...	...	...	...	...	...	2	9	...	...
Dysentery	4	...	...	...	2	...	...	...	2	1	...	3	21	94	1905	...
Diarrhoea	12	7	9	18	16	15	15	22	15	4	16	13	162	727	1296	...
Hepatitis	...	1	...	1	...	...	...	...	1	...	...	...	4	18	...	...
Spleen Disease	...	...	...	...	...	...	...	...	1	...	...	...	1	4	...	...
Respiratory Diseases	5	5	5	2	4	2	5	11	3	12	12	12	82	368	1707	...
Eye Diseases	3	8	17	12	14	3	35	45	50	34	10	10	241	1082	...	...
Anæmia and Debility	8	4	19	10	8	10	10	8	4	13	4	6	104	467	1154	...
Tubercular Diseases	4	2	2	1	2	...	1	...	2	...	1	2	17	76	1763	...
Meningitis and Hydrocephalus	...	...	...	...	1	2	1	1	...	...	...	1	6	27	8333	...
Convulsions	3	2	1	4	3	4	2	1	8	2	...	2	34	153	7333	...
Dentition	4	6	7	5	8	4	8	8	7	3	7	4	71	319	1408	...
Abscess and Ulcer	...	...	...	5	3	3	3	4	1	1	4	2	26	117	...	...
Injuries	2	1	4	3	...	1	1	8	3	1	2	5	31	139	...	...
All other Causes	6	6	5	3	8	4	4	7	7	6	5	8	69	310	451	...
	84	65	101	105	103	92	129	142	154	128	96	101	1,300			
Admitted per 1,000 of the Average Strength in each Month.																
	40.8	30.7	45.1	47.6	46.9	41.5	58.1	63.7	69.8	57.7	39.5	42.3	58.7			



# WOMEN AND CHILDREN OF EUROPEAN REGIMENTS, 1873.

## IX.

TABLE showing the DISTRIBUTION by STATIONS of the DEATHS of the WOMEN of EUROPEAN REGIMENTS.

STATIONS.	Average Strength for the period of observation.	CAUSES OF DEATH.													Total Deaths of the Year.	DIED PER 1,000 OF STRENGTH.			
		Cholera.	Smallpox.	Enteric Fever.	Intermittent Fevers.	Remittent and Continued Fevers.	Heat Apoplexy.	Dysentery.	Diarrhoea.	Hepatitis.	Phthisis Pulmonalis.	Respiratory Diseases.	Heart Diseases.	Atrophy and Anaemia.		Childbirth and Abortion.	All other Causes.	A. Cholera.	B. All other Causes.
Deolalie Depot, Bengal Troops	...	...	...	...	...	...	...	...	...	...	...	...	...	...	...	...	...	...	...
Women on the march	...	...	...	...	...	...	...	...	...	...	...	...	...	...	...	...	...	...	...
Fort William	84	...	...	...	...	1	...	...	1	...	...	...	...	...	2	4	47.62	47.26	
Dum-Dum	68	...	...	...	...	...	...	...	...	...	...	...	...	...	...	1	14.71	14.71	
Barrackpore	42	...	...	...	...	...	...	...	...	...	...	...	...	...	...	1	23.81	23.81	
	194	...	...	...	...	1	...	...	1	...	2	...	...	...	2	6	30.93	30.93	
Hazareebaugh	83	...	...	...	...	...	...	...	...	1	...	1	...	1	...	3	36.14	36.14	
Dinapore	85	...	...	...	...	...	...	...	...	1	...	...	...	...	...	1	11.77	11.77	
Benares	55	1	...	...	...	...	...	...	...	...	...	...	...	...	...	1	18.18	18.18	
Chunar	4	...	...	...	...	...	...	...	...	...	...	...	...	...	...	...	...	...	
Fyzabad	122	...	...	1	...	...	1	...	...	...	...	...	...	...	...	3	24.59	24.59	
Lucknow	258	1	...	1	...	...	...	1	...	...	1	...	...	...	2	6	3.88	19.38	23.26
Seetapore	59	...	...	...	...	...	...	...	...	...	...	...	...	...	...	...	...	...	
Futtehghur	26	...	...	...	...	...	...	...	...	...	...	...	...	...	...	...	...	...	
Cawnpore	63	...	...	...	...	...	...	...	...	1	2	...	...	...	1	4	63.50	63.50	
Allahabad	123	1	...	...	...	1	...	...	1	1	...	...	...	...	...	4	8.13	24.39	32.52
	878	3	...	2	...	1	1	2	...	3	5	...	1	...	1	3	3.42	21.64	25.06
Shahjehanpore	26	...	...	...	...	...	...	...	...	...	...	...	...	...	...	...	...	...	
Bareilly	62	...	...	...	...	...	...	...	...	...	...	...	...	...	...	...	...	...	
Moradabad	16	...	...	...	...	...	...	...	...	...	...	...	...	...	...	...	...	...	
Roorkee	60	...	...	...	...	...	...	...	...	1	...	...	...	...	...	1	16.67	16.67	
Meerut	194	...	...	...	...	...	...	1	...	...	...	...	...	...	...	1	5.15	5.15	
Delhi	57	1	...	...	...	...	...	...	1	...	...	...	...	...	...	2	17.54	17.54	35.09
Muttra	65	...	...	...	...	...	...	...	...	...	...	...	...	...	...	...	...	...	
	489	1	...	...	...	...	...	1	1	1	...	...	...	...	...	4	2.08	6.25	8.33
Agra	124	...	1	...	...	...	...	...	...	...	...	...	...	...	1	2	16.13	16.13	
Morar	94	...	1	...	...	3	...	...	...	...	...	...	...	...	...	4	42.55	42.55	
Gwalier Citadel	32	...	...	...	...	...	...	...	...	...	...	...	...	...	...	...	...	...	
Jhansi	40	...	...	...	...	...	...	...	...	...	1	...	...	...	...	1	25.00	25.00	
Nowgong	17	...	...	...	...	...	...	...	...	...	...	...	...	...	...	...	...	...	
Saugor	22	...	...	...	...	...	...	...	...	...	...	...	...	...	...	1	45.45	45.45	
Jubbulpore	61	...	...	...	...	...	...	...	...	...	...	...	...	...	...	...	...	...	
	390	2	...	...	3	...	...	...	...	1	1	...	...	...	1	6	20.51	20.51	
Umballa	176	...	...	...	...	...	...	...	...	...	...	...	...	...	1	2	11.36	11.36	
Jullundur	100	...	...	1	...	...	...	...	...	...	...	...	...	...	...	4	40.00	40.00	
Perenpore	106	...	...	...	3	...	...	...	...	...	...	...	...	...	...	1	37.73	37.73	
Mooltan	109	...	...	...	...	...	...	...	...	...	...	...	...	...	...	1	9.18	9.18	
Sealkote	147	...	...	...	...	...	...	...	...	...	...	...	...	...	...	...	...	...	
Umritsur	26	...	...	...	...	...	...	...	...	...	...	...	...	...	...	1	38.46	38.46	
Fort Lahore	1	...	...	...	...	...	...	...	...	...	...	...	...	...	...	...	...	...	
Messa Meer	93	...	...	...	...	1	...	...	1	...	1	...	...	...	...	4	43.01	43.01	
Rawalpindie	229	...	...	...	1	...	...	...	1	...	...	...	...	...	1	2	21.83	21.83	
Campbellpore	28	...	...	...	...	...	...	...	...	...	...	...	...	...	...	...	...	...	
Attock	9	...	...	...	...	...	...	...	...	...	...	...	...	...	...	...	...	...	
Nowshera	45	...	...	...	...	...	...	...	...	1	...	...	...	...	...	1	22.22	22.22	
Peshawar	207	...	...	...	1	1	...	...	1	1	...	...	...	...	...	5	24.15	24.15	
Cherat (6 months)	55	...	...	...	...	...	...	...	...	...	...	...	...	...	...	...	...	...	
	1,303	...	...	1	1	5	1	...	2	2	3	1	...	1	4	6	20.72	20.72	
Darjeeling	18	...	...	...	...	...	...	...	...	...	...	...	...	...	...	...	...	...	
Nynee Tal	22	...	...	...	...	...	...	...	...	...	...	...	...	...	...	...	...	...	
Landour	29	...	...	...	...	...	...	...	...	...	...	...	...	...	...	1	50.00	50.00	
Raneekhet	68	...	...	...	...	...	...	1	2	...	...	...	...	...	...	3	51.72	51.72	
Chockrata	75	...	...	...	...	...	...	...	1	...	...	...	...	...	...	4	53.33	53.33	
Kusowale (8 months)	47	...	...	...	...	...	...	...	...	...	1	...	...	...	2	...	23.00	23.00	
Dugshale (10 months)	101	...	...	...	...	...	1	...	1	...	...	...	...	...	1	8	79.21	79.21	
Subathoe	83	...	...	1	...	...	...	...	...	...	...	...	...	...	...	1	12.05	12.05	
Jutogh	13	...	...	...	...	...	...	...	...	...	...	...	...	...	...	...	...	...	
Dalhousie (8 months)	22	...	...	...	...	...	...	...	...	...	...	...	...	...	...	...	...	...	
Murree Hills (7 months)	17	...	...	...	...	...	...	...	...	...	...	...	...	...	...	...	...	...	
Murree (7 months)	299	...	...	...	...	...	1	...	...	1	...	...	...	...	...	2	7.44	7.44	
	542	...	...	1	...	3	...	4	3	1	2	...	2	...	4	1	38.75	38.75	
BENGAL PRESIDENCY	3,808	4	2	4	1	13	2	7	7	7	13	2	3	1	9	13	1.94	21.77	22.81



STATIONS.	Average Strength for the period of observation.	CAUSES OF DEATHS.														Total Deaths of the Year.	DIED PER 1,000 OF STRENGTH.		
		Cholera.	Smallpox.	Euteric Fever.	Intermittent Fevers.	Remittent and Continued Fevers.	Heat Apoplexy.	Dysentery.	Diarrhea.	Hepatitis.	Phthisis Pulmonalis.	Respiratory Diseases.	Heart Diseases.	Atrophy and Anæmia.	Childbirth and Abortion.		A. Cholera.	B. All other Causes.	C. All Causes.
Women on the march, Bombay Presidency	...	...	...	...	...	...	...	...	...	...	...	...	...	...	...	1	...	...	...
Deolalee Depôt, Bombay Troops	...	...	...	...	...	...	...	...	...	...	...	...	...	...	...	1	...	...	...
Poona Depôt	...	...	...	...	...	...	...	...	...	...	...	...	...	...	...	...	...	...	...
Colaba Depôt	...	...	...	...	...	...	...	...	...	...	...	...	...	...	...	...	...	...	...
Women on the march, Madras Presidency	...	...	...	...	...	...	...	...	...	...	...	...	...	...	...	...	...	...	...
Poonamallee and Presidency Depôts	...	...	...	...	...	...	...	...	...	...	...	...	...	...	...	1	...	...	...
Deolalee Depôt, Madras Troops	...	...	...	...	...	...	...	...	...	...	...	...	...	...	...	...	...	...	...
Poona and Bombay Depôts	...	...	...	...	...	...	...	...	...	...	...	...	...	...	...	...	...	...	...
Nusserabad	70	...	...	...	...	2	...	...	1	...	...	...	...	...	...	1	...	5963	5963
Nemuch	28	...	...	...	...	1	...	...	...	...	...	...	...	...	...	...	...	3571	3571
Indore	...	...	...	...	...	...	...	...	...	...	...	...	...	...	...	...	...	...	...
Mhow	154	...	...	...	...	...	...	...	...	...	...	...	...	...	...	...	...	2000	2000
Deesa	92	...	...	...	...	...	...	...	...	...	...	...	...	...	...	1	...	2174	2174
Ahmedabad and Baroda	33	...	...	...	...	...	...	...	...	...	...	...	...	...	...	...	...	...	...
Kurrachee and Ghizee	118	...	...	...	...	1	...	...	1	...	...	...	...	...	...	...	...	3190	3190
Hyderabad	33	...	...	...	...	...	...	...	...	...	...	...	...	...	...	...	...	...	...
Aden	56	...	...	...	...	...	...	...	...	...	...	...	...	...	...	...	...	...	...
	600	...	...	...	...	4	1	...	3	1	...	...	1	1	2	2	15	2500	2500
Bombay	50	...	...	...	...	...	...	...	...	...	...	...	...	...	...	1	...	2000	2000
Asserghur	5	...	...	...	...	...	...	...	...	...	...	...	...	...	...	...	...	...	...
Ahmednuggur	61	...	...	...	...	...	...	...	...	...	...	...	...	...	...	1	...	1961	1961
Poona and Kirkee	318	...	...	...	...	...	...	...	...	...	...	...	...	...	...	1	...	629	629
Sattara	12	...	...	...	...	...	...	...	...	...	...	...	...	...	...	...	...	...	...
Bolgaum	113	...	...	...	...	...	...	...	...	...	...	...	...	...	...	...	...	...	...
Secunderabad	292	...	...	...	...	...	...	...	...	...	...	...	...	...	...	...	...	2397	2397
Kamptee	150	...	...	...	...	1	...	...	1	...	...	...	...	...	...	...	...	2667	2667
	901	...	...	...	...	1	...	2	1	...	4	...	...	1	3	3	15	1514	1514
Bellary	113	...	...	...	...	...	...	...	...	...	...	...	...	...	...	...	...	...	...
Bangalore	303	...	...	...	...	...	...	...	1	...	...	...	...	...	...	...	...	660	660
Cannanore	83	...	...	...	...	...	...	...	...	...	...	...	...	...	...	1	...	1205	1205
Mallapooram	7	...	...	...	...	...	...	...	...	...	...	...	...	...	...	...	...	...	...
Calicut	6	...	...	...	...	...	...	...	...	...	...	...	...	...	...	...	...	...	...
Trichinopoly	37	...	...	...	...	...	...	...	...	...	...	...	...	...	...	...	...	...	...
St. Thomas' Mount	80	...	...	...	...	...	...	...	...	...	...	...	...	...	...	...	...	...	...
Madras	106	...	...	...	...	1	...	...	1	...	...	...	...	...	...	2	...	1887	1887
	735	...	...	...	...	1	1	1	1	...	...	...	...	...	...	5	...	680	680
Rangoon	105	...	...	...	...	...	...	...	1	...	...	...	...	...	...	...	...	2857	2857
Tongoo	64	...	...	...	...	...	...	...	...	...	...	...	...	...	...	...	...	...	...
Thayetmye	81	2	...	1	...	...	...	...	...	...	...	...	...	...	...	3	2470	1234	3704
Port Blair	1	...	...	...	...	...	...	...	...	...	...	...	...	...	...	...	...	...	...
	251	2	...	1	...	...	...	1	...	...	1	...	...	...	...	6	797	1593	2390
Mount Aboe	19	...	...	...	...	...	...	...	...	...	...	...	...	...	...	...	...	...	...
Poorandhar	5	...	...	...	...	...	...	...	...	...	...	...	...	...	...	...	...	...	...
Wellington	67	...	...	...	...	...	...	...	...	...	...	...	...	...	...	...	...	...	...
Ramandroog	6	...	...	...	...	...	...	...	...	...	...	...	...	...	...	...	...	...	...
	97	...	...	...	...	...	...	...	...	...	...	...	...	...	...	...	...	...	...
ARMY OF BENGAL	3,458	4	2	4	1	13	2	7	7	7	13	2	3	1	9	13	68	104	2177
ARMY OF MADRAS	1,541	2	...	1	...	2	1	4	2	1	3	...	...	1	4	2	23	129	1363
ARMY OF BOMBAY	1,227	...	...	...	...	4	1	...	3	1	2	...	1	1	3	5	21	...	1711
ARMY OF INDIA	6,626	6	2	5	1	19	4	11	12	9	18	2	4	3	16	20	132	91	1901



# WOMEN AND CHILDREN OF EUROPEAN REGIMENTS, 1873.

## X.

TABLE showing the DISTRIBUTION by STATIONS of the DEATHS of the CHILDREN of EUROPEAN REGIMENTS.

STATIONS.	Average Strength for the period of observation.	CAUSES OF DEATHS.																			Total Deaths of the Year.	DIED PER 1,000 OF STRENGTH.				
		Cholera.	Smallpox.	Measles.	Hooping Cough.	Scarlet Fever.	Enteric Fever.	Intermittent Fever.	Remittent and Continued Fever.	Heat Apoplexy.	Dentition.	Convulsions.	Meningitis and Hydrocephalus.	Tubercles Mesenterica.	Pathosis Pulmonalis.	Dysentery.	Diarrhea.	Anemia and Atrophy.	Bronchitis and Pneumonia.	Croup and Diphtheria.		All other Causes.	A. Cholera.	B. All other Causes.	C. All Causes.	
Deolalee Depot, Bengal Troops...	...	...	...	...	...	1	...	...	1	...	...	1	1	...	...	...	...	2	...	...	1	7	...	...	...	
Children on the march	...	...	...	...	...	...	...	...	1	...	1	...	...	1	...	...	1	...	1	1	...	6	...	...	...	
Fort William	135	...	...	7	...	...	...	...	1	...	1	...	...	1	...	1	1	3	...	1	16	...	118.52	118.52		
Dum-Dum	142	...	...	...	...	...	...	...	...	...	...	...	...	1	...	1	2	...	...	...	9	...	63.38	63.38		
Barrackpore	81	...	...	1	...	...	...	...	...	...	...	1	...	...	...	...	...	...	...	...	4	...	49.38	49.38		
	358	...	...	8	...	...	...	...	3	...	1	5	...	2	...	1	3	1	4	...	1	29	...	81.01	81.01	
Hazareebagh	146	...	...	...	...	...	...	...	...	...	1	...	2	...	...	...	4	2	...	...	9	...	64.29	64.29		
Dinapore	161	1	...	...	...	...	...	...	...	...	...	1	...	...	...	...	3	...	1	...	7	6.21	37.27	43.48		
Benares	105	1	...	...	...	...	...	...	3	...	...	1	...	1	...	1	1	...	...	...	8	9.52	66.67	76.19		
Chunar	6	...	...	...	...	...	...	...	...	...	...	...	...	...	...	...	...	...	...	...	...	...	...	...		
Fyzabad	156	1	...	...	...	...	...	...	...	...	...	1	1	...	...	1	6	5	2	...	2	...	134.62	134.62		
Lucknow	421	1	1	...	...	...	...	...	1	...	2	7	1	3	...	2	18	2	2	1	41	2.37	97.39	99.76		
Seetapore	116	...	...	...	...	...	...	...	2	...	...	...	...	...	...	...	3	...	1	...	6	...	51.72	51.72		
Futtighar	39	...	...	...	...	...	...	...	1	...	...	...	...	...	...	...	1	2	...	1	5	...	128.21	128.21		
Cawnpore	99	1	1	...	...	...	...	...	1	...	...	3	1	...	...	...	2	...	...	...	9	10.10	80.80	90.90		
Allahabad	246	1	...	...	...	...	...	...	4	...	1	9	...	2	...	1	3	2	1	...	24	4.07	93.49	97.56		
	1,489	5	3	...	...	...	...	...	14	...	4	21	6	6	...	5	38	16	6	3	4	131	3.36	84.62	87.98	
Shahjehampore	38	...	1	...	...	...	...	...	...	...	1	...	...	...	...	...	...	...	...	...	1	...	26.32	26.32		
Bareilly	113	...	...	...	...	...	...	...	...	...	...	1	...	...	...	...	...	...	...	...	7	...	61.95	61.95		
Moradabad	26	...	...	...	...	...	...	...	...	...	...	...	...	...	...	...	...	...	...	...	...	...	...	...		
Roorkee	83	...	...	...	...	...	...	...	...	...	...	...	...	...	...	...	...	1	...	...	...	2	...	24.10	24.10	
Meerut	380	...	...	...	...	...	...	...	...	...	4	1	...	4	...	1	7	5	...	1	24	...	63.16	63.16		
Delhi	169	...	...	...	...	...	...	...	1	3	...	1	...	...	...	...	...	...	...	...	8	...	73.39	73.39		
Muttra	80	...	...	...	...	...	...	...	...	1	...	...	...	...	...	...	5	...	...	...	6	...	75.00	75.00		
	829	...	2	...	...	...	...	...	2	4	...	6	3	...	4	...	2	14	8	...	2	48	...	57.90	57.90	
Agra	196	...	...	1	...	...	...	...	1	...	...	2	1	...	...	...	5	...	1	...	3	14	...	71.43	71.43	
Morar	161	...	...	...	...	...	...	...	1	...	3	2	...	...	...	...	2	1	...	...	1	10	...	62.11	62.11	
Gwalior Citadel	49	...	...	...	...	...	...	...	...	...	...	...	...	...	...	...	...	...	...	...	...	...	...	...		
Jhansi	85	...	...	...	...	...	...	...	3	...	...	...	1	...	...	...	...	1	...	...	7	...	142.86	142.86		
Nowgong	24	...	...	...	...	...	...	...	1	...	1	...	...	...	...	...	2	...	...	...	5	...	58.82	58.82		
Saugor	49	...	...	...	...	...	...	...	...	...	...	...	...	...	...	...	...	...	...	...	...	...	...	...		
Jubbulpore	110	...	...	...	...	...	...	...	...	...	...	...	...	...	...	...	...	...	...	...	1	...	29.41	29.41		
	674	...	...	1	1	...	...	...	6	1	4	7	2	...	...	2	8	1	1	1	4	39	...	57.86	57.86	
Umballa	269	...	...	...	...	...	...	...	...	...	4	3	...	2	...	...	2	1	1	2	1	17	...	63.20	63.20	
Jullundur	143	...	...	...	...	...	...	...	...	...	3	...	...	...	...	...	1	...	...	...	...	4	...	27.97	27.97	
Ferozepore	171	...	...	...	...	...	...	...	1	...	2	2	1	...	...	...	...	2	3	...	...	11	...	64.33	64.33	
Mooltan	203	...	...	...	...	...	...	...	4	...	...	...	...	...	...	...	1	1	...	1	10	...	49.26	49.26		
Sealkote	273	...	...	...	...	...	...	...	...	...	1	2	...	...	...	...	1	4	...	2	3	14	...	51.28	51.28	
Umritsur	23	...	...	...	...	...	...	...	...	...	...	...	...	...	...	...	1	...	...	...	1	...	43.48	43.48		
Fort Lahore	...	...	...	...	...	...	...	...	...	...	...	...	...	...	...	...	...	...	...	...	...	...	...	...		
Meeran Meer	174	...	...	...	...	...	...	...	4	...	4	2	...	...	...	...	...	...	...	3	2	15	...	86.21	86.21	
Rawalpindie	371	...	...	...	...	...	...	...	...	...	1	10	2	1	...	...	4	2	...	...	20	...	53.91	53.91		
Campbellpore	44	...	...	...	...	...	...	...	...	...	...	...	...	...	...	...	...	...	...	...	...	...	...	...		
Attock	16	...	...	...	...	...	...	...	...	...	1	...	1	...	...	...	1	1	...	...	4	...	250.00	250.00		
Nowshera	91	...	...	...	...	...	...	...	...	...	...	...	...	...	...	...	...	...	...	...	3	...	32.97	32.97		
Peshawar	370	...	...	1	1	...	...	...	4	4	1	5	3	...	1	...	...	5	9	7	2	44	...	118.92	118.92	
Cherat (6 months)	163	...	...	...	...	...	...	...	...	...	...	...	...	...	...	...	1	...	...	...	1	...	9.71	9.71		
	2,200	...	...	1	1	...	...	...	4	14	1	21	26	4	6	...	6	18	16	13	8	6	145	...	65.91	65.91
Darjeeling	34	...	...	...	...	...	...	...	...	...	...	...	...	...	...	...	...	...	...	...	...	...	...	...		
Nynee Tal	51	...	...	...	...	...	...	...	...	...	...	...	...	...	...	...	...	...	...	...	...	...	...	...		
Landour	58	...	...	...	...	...	...	...	1	...	...	...	...	...	...	...	...	...	...	...	2	...	34.48	34.48		
Ranekhet	113	...	...	...	4	...	...	...	...	...	...	...	...	...	...	...	4	2	...	...	1	11	...	97.35	97.35	
Chuckrata	146	...	...	...	...	...	...	...	...	...	...	5	1	...	...	...	2	3	1	...	1	13	...	89.04	89.04	
Kussowlie (8 months)	194	...	...	...	...	...	...	...	...	...	...	...	...	1	...	...	2	2	1	...	...	6	...	30.93	30.93	
Dugshaie (10 months)	136	...	...	...	...	...	...	...	...	...	1	...	...	...	...	...	1	5	...	...	9	...	66.18	66.18		
Subathoo	161	...	...	...	...	...	...	...	...	...	1	1	...	...	...	...	1	...	...	...	2	5	...	31.06	31.06	
Jutogh	19	...	...	...	...	...	...	...	...	...	...	...	...	...	...	...	1	...	...	...	1	...	52.63	52.63		
Kangra	14	...	...	...	...	...	...	...	...	...	...	...	...	...	...	...	...	...	...	...	...	...	...	...		
Dalhousie (8 months)	32	...	...	...	...	...	...	...	...	...	...	...	...	...	...	...	...	...	...	1	...	1	...	31.25	31.25	
Murree Hills (7 months)	36	...	...	...	...	...	...	...	...	...	...	...	...	...	...	...	...	...	...	...	...	...	...	...		
Murree (7 months)	229	...	...	...	...	...	...	...	...	...	...	1	...	...	...	...	1	1	1	...	2	6	...	26.20	26.20	
	1,082	...	...	...	4	...	...	...	1	1	1	8	1	2	1	5	12	9	2	3	4	54	...	49.91	49.91	
BENGAL PRESIDENCY	6,733	5	5	10	6	1	...	6	44	3	38	71	14	21	1	21	94	53	27	19	21	439	7.4	67.23	67.97	



STATIONS.	Average Strength for the period of observation.	CAUSES OF DEATHS.																			Total Deaths of the Year.	DIED PER 1,000 OF STRENGTH.			
		Cholera.	Smallpox.	Measles.	Whooping Cough.	Scarlet Fever.	Etiotic Fever.	Intermittent Fevers.	Remittent and Continued Fevers.	Heat Apoplexy.	Dentition.	Convulsions.	Meningitis and Hydrocephalus.	Tuberc Mesenterica.	Phthisis Pulmonalis.	Dysentery.	Diarrhoea.	Anæmia and Atrophy.	Bronchitis and Pneumonia.	Croup and Diphtheria.		All other Causes.	A. Cholera.	B. All other Causes.	C. All Causes.
Children on the march, Bombay Presidency	...	...	...	...	...	...	...	1	...	...	...	...	...	...	...	1	...	...	...	...	...	2	...	...	...
Deolalee Depot, Bombay Troops	...	...	1	...	...	...	...	...	...	...	...	...	...	...	...	...	...	...	...	...	...	1	...	...	...
Poona Depot	...	...	...	...	...	...	...	...	...	...	...	...	...	...	...	...	...	...	...	...	...	...	...	...	
Colaba Depot	...	...	...	...	...	...	...	...	...	...	...	...	...	...	...	...	...	...	...	...	...	2	...	...	...
Children on the march, Madras Presidency	...	...	...	...	...	...	...	...	...	...	...	...	...	...	...	...	...	...	...	...	...	1	...	...	...
Poonamallee and Presidency Depôts	...	...	...	...	...	...	...	...	...	...	...	...	...	...	...	...	...	...	...	...	...	...	...	...	
Deolalee Depot, Madras Troops	...	...	...	...	...	...	...	...	...	...	...	...	...	...	...	...	2	1	...	...	...	4	...	...	...
Poona and Bombay Depôts	...	...	...	...	...	...	...	...	...	...	...	...	...	...	...	...	...	...	...	...	...	...	...	...	
Nascerabad	119	...	...	...	...	...	...	...	...	...	...	4	1	...	...	...	3	1	1	1	1	12	...	80.54	80.54
Neemuch	57	...	...	...	...	...	...	...	...	...	...	1	...	...	...	...	1	...	...	...	...	2	...	35.09	35.09
Indore	14	...	...	...	...	...	...	...	...	...	...	2	...	...	...	...	...	...	...	...	...	2	...	142.86	142.86
Mhow	255	...	...	...	...	...	...	...	...	...	...	1	1	...	...	1	6	1	1	1	3	16	...	62.74	62.74
Deesa	196	...	...	...	...	...	...	...	...	...	...	2	1	...	...	...	1	...	2	1	...	8	...	40.82	40.82
Ahmedabad and Baroda	79	...	1	...	1	...	...	...	...	...	...	...	...	...	...	...	1	...	...	...	...	6	...	75.95	75.95
Kurrachee and Ghizee	296	...	...	...	...	...	...	...	...	...	...	...	...	...	...	...	1	...	...	...	...	7	...	33.98	33.98
Hyderabad	47	...	...	...	...	...	...	...	...	...	...	1	...	...	...	...	...	...	...	...	...	1	...	21.28	21.28
Aden	88	...	...	...	...	...	...	...	...	...	...	3	...	...	...	...	...	...	...	...	...	3	...	31.09	31.09
	1,091	...	1	...	1	...	...	...	...	...	8	15	1	2	...	1	13	2	6	3	4	57	...	52.25	52.25
Bombay	89	...	...	...	...	...	...	1	...	...	...	...	...	...	...	...	...	...	...	...	1	4	...	44.94	44.94
Asserghar	8	...	...	...	...	...	...	...	...	...	...	...	...	...	...	...	...	...	...	...	...	...	...	...	
Ahmednuggur	104	...	...	...	...	...	...	1	...	...	...	...	...	1	...	...	...	...	...	...	...	5	...	48.08	48.08
Poona and Kirkee	526	...	...	1	...	...	...	...	...	...	...	5	1	...	...	5	9	2	...	...	1	25	...	47.53	47.53
Saltara	19	...	...	...	...	...	...	...	...	...	...	...	...	...	...	...	...	...	...	...	...	...	...	...	
Belgaum	237	...	...	...	...	...	...	...	...	...	...	2	2	...	...	1	3	1	1	...	...	10	...	42.19	42.19
Secunderabad	564	...	1	...	...	...	...	1	...	1	6	3	3	6	3	1	2	1	...	...	...	28	...	49.61	49.61
Kamptee	217	...	...	...	...	...	...	1	...	...	1	...	...	...	...	3	2	7	1	...	...	15	...	69.12	69.12
	1,764	...	2	...	...	...	1	4	...	1	16	3	4	...	8	16	20	7	2	3	87	...	49.32	49.32	
Bellary	218	...	...	...	...	...	...	...	...	...	4	...	...	...	...	2	...	...	...	1	3	12	...	55.05	55.05
Bangalore	589	...	4	...	...	...	...	3	...	3	5	...	...	...	4	1	2	...	...	1	23	...	39.05	39.05	
Cannanore	116	...	...	...	...	...	...	...	...	...	1	...	...	...	...	...	...	1	1	...	3	...	25.86	25.86	
Mallapooram	4	...	...	...	...	...	...	...	...	...	...	...	...	...	...	...	...	...	...	...	...	...	...	...	
Calicut	6	...	...	...	...	...	...	...	...	...	...	...	...	...	...	...	...	...	...	...	...	...	...	...	
Trichinopoly	70	...	...	...	...	...	...	1	...	...	...	...	...	...	...	1	1	...	...	...	3	...	42.86	42.86	
St. Thomas' Mount	154	...	...	...	...	...	...	...	...	...	...	...	...	...	...	...	...	...	...	...	...	4	...	25.98	25.98
Madras	232	...	3	...	...	...	...	1	...	...	...	...	...	2	...	...	...	...	...	...	12	...	51.72	51.72	
	1,389	...	7	...	...	...	5	...	8	9	2	4	...	5	4	5	1	4	3	...	57	...	41.04	41.04	
Rangoon	169	...	...	...	...	...	...	1	...	2	3	...	...	...	1	2	6	...	2	...	17	...	100.59	100.59	
Toungoo	123	...	...	...	...	...	...	...	...	...	...	...	...	...	3	...	...	1	...	1	7	...	56.91	56.91	
Thayetnyo	162	...	6	...	...	...	...	...	...	5	...	...	...	1	...	...	1	1	...	...	14	37.04	49.38	86.42	
Port Blair	1	...	...	...	...	...	...	...	...	...	...	...	...	...	...	...	...	...	...	...	...	...	...	...	
	455	6	...	...	...	...	...	1	...	7	3	2	1	...	4	3	7	1	2	1	38	13.19	70.32	83.51	
Mount Abo	31	...	...	...	...	...	...	...	...	...	1	1	...	...	...	...	...	...	...	...	2	...	64.52	64.52	
Poorundhur	13	...	...	...	...	...	...	...	...	...	...	...	...	...	...	...	...	...	...	...	...	...	...	...	
Ramanroog	12	...	...	...	...	...	...	...	...	...	...	...	...	...	...	...	...	...	1	...	1	...	83.33	83.33	
Wellington	139	...	1	...	...	...	...	...	...	...	...	...	...	...	...	1	1	1	...	...	4	...	28.77	28.77	
	195	...	1	...	...	...	...	...	...	...	1	1	...	...	...	1	1	1	1	...	7	...	35.90	35.90	
ARMY OF BENGAL	6,753	5	5	10	6	1	...	6	41	3	38	71	14	21	1	21	94	53	27	18	21	459	74	67.23	67.97
ARMY OF MADRAS	2,890	6	...	9	...	...	...	10	...	16	19	4	8	...	15	18	24	5	9	5	148	209	49.30	51.39	
ARMY OF BOMBAY	2,227	...	2	1	1	...	...	2	2	...	10	25	5	3	...	4	21	12	11	3	6	108	...	48.59	48.50
ARMY OF INDIA	11,800	11	7	20	7	1	...	8	56	3	64	115	23	32	1	40	133	89	43	30	32	715	93	59.36	60.29



WOMEN AND CHILDREN OF EUROPEAN REGIMENTS, 1873.

XI.

TABLE showing the DISTRIBUTION by STATIONS of the CHOLERA of the WOMEN of EUROPEAN REGIMENTS.

[illegible]



STATIONS.	Average Strength for the period of observation.	NUMBER OF ADMISSIONS INTO HOSPITAL IN EACH MONTH.												Total Admissions of the Year.	Deaths of the Year.	Death-rate per 1,000 of Strength.
		Jan.	Feb.	Mar.	April.	May.	June.	July.	Aug.	Sept.	Oct.	Nov.	Dec.			
Women on the march, Bombay Presidency	...	...	...	...	...	...	...	...	...	...	...	...	...	...	...	...
Deolalee Depôt, Bombay Troops	...	...	...	...	...	...	...	...	...	...	...	...	...	...	...	...
Poona Depôt	...	...	...	...	...	...	...	...	...	...	...	...	...	...	...	...
Colaba Depôt	...	...	...	...	...	...	...	...	...	...	...	...	...	...	...	...
Women on the march, Madras Presidency	...	...	...	...	...	...	...	...	...	...	...	...	...	...	...	...
Poona and Bombay Depôts	...	...	...	...	...	...	...	...	...	...	...	...	...	...	...	...
Nusserabad	79	...	...	...	...	...	...	...	...	...	...	...	...	...	...	...
Necmch	28	...	...	...	...	...	...	...	...	...	...	...	...	...	...	...
Indore	7	...	...	...	...	...	...	...	...	...	...	...	...	...	...	...
Mhow	154	...	...	...	...	...	...	...	...	...	...	...	...	...	...	...
Deesa	92	...	...	...	...	...	...	...	...	...	...	...	...	...	...	...
Ahmedabad and Baroda	33	...	...	...	...	...	...	...	...	...	...	...	...	...	...	...
Kurrachee and Ghazee	118	...	...	...	...	...	...	...	...	...	...	...	...	...	...	...
Hydrabad	33	...	...	...	...	...	...	...	...	...	...	...	...	...	...	...
Aden	56	...	...	...	...	...	...	...	...	...	...	...	...	...	...	...
	690	...	...	...	...	...	...	...	...	...	...	...	...	...	...	...
Bombay	50	...	...	...	...	...	...	...	...	...	...	...	...	...	...	...
Asserghur	5	...	...	...	...	...	...	...	...	...	...	...	...	...	...	...
Ahmednuggur	51	...	...	...	...	...	...	...	...	...	...	...	...	...	...	...
Poona and Kirkee	318	...	...	...	...	...	...	...	...	...	...	...	...	...	...	...
Sattara	12	...	...	...	...	...	...	...	...	...	...	...	...	...	...	...
Belgaum	113	...	...	...	...	...	...	...	...	...	...	...	...	...	...	...
Secunderabad	292	...	...	...	...	...	...	...	...	...	...	...	...	...	...	...
Kamptee	150	...	...	...	...	...	...	...	...	...	...	...	...	...	...	...
	991	...	...	...	...	...	...	...	...	...	...	...	...	...	...	...
Bellary	113	...	...	...	...	...	...	...	...	...	...	...	...	...	...	...
Bangalore	303	...	...	...	...	...	...	...	...	...	...	...	...	...	...	...
Cannanore	83	...	...	...	...	...	...	...	...	...	...	...	...	...	...	...
Mallapooram	7	...	...	...	...	...	...	...	...	...	...	...	...	...	...	...
Calicut	6	...	...	...	...	...	...	...	...	...	...	...	...	...	...	...
Trichinopoly	37	...	...	...	...	...	...	...	...	...	...	...	...	...	...	...
St. Thomas' Mount	80	...	...	...	...	...	...	...	...	...	...	...	...	...	...	...
Madras	106	...	...	...	...	...	...	...	...	...	...	...	...	...	...	...
	735	...	...	...	...	...	...	...	...	...	...	...	...	...	...	...
Rangoon	105	...	...	...	...	...	...	...	...	...	...	...	...	...	...	...
Toungoo	64	...	...	...	...	...	...	...	...	...	...	...	...	...	...	...
Thayetmyo	81	...	...	...	...	...	...	...	...	...	...	...	...	...	...	...
Port Blair	1	...	...	...	...	...	...	...	...	...	...	...	...	...	...	...
	251	...	...	...	...	...	...	...	...	...	...	...	...	...	...	...
Mount Abo	19	...	...	...	...	...	...	...	...	...	...	...	...	...	...	...
Porbandur	5	...	...	...	...	...	...	...	...	...	...	...	...	...	...	...
Ramandroog	67	...	...	...	...	...	...	...	...	...	...	...	...	...	...	...
Wellington	6	...	...	...	...	...	...	...	...	...	...	...	...	...	...	...
	97	...	...	...	...	...	...	...	...	...	...	...	...	...	...	...
ARMY OF BENGAL	3,858	...	...	...	...	...	...	...	...	1	4	...	...	5	4	104
ARMY OF MADRAS	1,541	...	...	...	...	...	...	...	...	...	...	...	...	2	2	129
ARMY OF BOMBAY	1,227	...	...	...	...	...	...	...	...	...	...	...	...	...	...	...
ARMY OF INDIA	6,026	...	...	...	...	...	...	...	...	1	4	...	...	7	6	91

WOMEN AND CHILDREN OF EUROPEAN REGIMENTS, 1873.

## XII.

TABLE showing the DISTRIBUTION by STATIONS of the CHOLERA of the CHILDREN of EUROPEAN REGIMENTS.

[illegible]



STATIONS.	Average Strength for the period of observation.	NUMBER OF ADMISSIONS INTO HOSPITAL IN EACH MONTH.												Total Admissions of the Year.	Deaths of the Year.	Death-rate per 1,000 of Strength.
		Jan.	Feb.	Mar.	April.	May.	June.	July.	Aug.	Sept.	Oct.	Nov.	Dec.			
Children on the march, Bombay Presidency	...	...	...	...	...	...	...	...	...	...	...	...	...	...	...	...
Deolalee Depot, Bombay Troops	...	...	...	...	...	...	...	...	...	...	...	...	...	...	...	...
Poona Depot	...	...	...	...	...	...	...	...	...	...	...	...	...	...	...	...
Colaba Depot	...	...	...	...	...	...	...	...	...	...	...	...	...	...	...	...
Children on the march, Madras Presidency	...	...	...	...	...	...	...	...	...	...	...	...	...	...	...	...
Poonamallee and Presidency Depôts	...	...	...	...	...	...	...	...	...	...	...	...	...	...	...	...
Deolalee Depot, Madras Troops	...	...	...	...	...	...	...	...	...	...	...	...	...	...	...	...
Poona and Bombay Depôts	...	...	...	...	...	...	...	...	...	...	...	...	...	...	...	...
Nusseerabad	149	...	...	...	...	...	...	...	...	...	...	...	...	...	...	...
Nemuch	57	...	...	...	...	...	...	...	...	...	...	...	...	...	...	...
Indore	14	...	...	...	...	...	...	...	...	...	...	...	...	...	...	...
Mhow	255	...	...	...	...	...	...	...	...	...	...	...	...	...	...	...
Dessa	196	...	...	...	...	...	...	...	...	...	...	...	...	...	...	...
Ahmedabad and Baroda	79	...	...	...	...	...	...	...	...	...	...	...	...	...	...	...
Kurrachee and Ghazee	206	...	...	...	...	...	...	...	...	...	...	...	...	...	...	...
Hyderabad	47	...	...	...	...	...	...	...	...	...	...	...	...	...	...	...
Aden	88	...	...	...	...	...	...	...	...	...	...	...	...	...	...	...
	1,001	...	...	...	...	...	...	...	...	...	...	...	...	...	...	...
Bombay	89	...	...	...	...	...	...	...	...	...	...	...	...	...	...	...
Asserghur	8	...	...	...	...	...	...	...	...	...	...	...	...	...	...	...
Ahmednagar	104	...	...	...	...	...	...	...	...	...	...	...	...	...	...	...
Poona and Kirkee	526	...	...	...	...	...	...	...	...	...	...	...	...	...	...	...
Sattara	19	...	...	...	...	...	...	...	...	...	...	...	...	...	...	...
Belgaum	237	...	...	...	...	...	...	...	...	...	...	...	...	...	...	...
Secunderabad	564	...	...	...	...	...	...	...	...	...	...	...	...	...	...	...
Kamptee	217	...	...	...	...	...	...	...	...	...	...	...	...	...	...	...
	1,761	...	...	...	...	...	...	...	...	...	...	...	...	...	...	...
Bellary	218	...	...	...	...	...	...	...	...	...	...	...	...	...	...	...
Bangalore	689	...	...	...	...	...	...	...	...	...	...	...	...	...	...	...
Cannanore	116	...	...	...	...	...	...	...	...	...	...	...	...	...	...	...
Mallapooram	4	...	...	...	...	...	...	...	...	...	...	...	...	...	...	...
Calicut	6	...	...	...	...	...	...	...	...	...	...	...	...	...	...	...
Trichinopoly	79	...	...	...	...	...	...	...	...	...	...	...	...	...	...	...
St. Thomas' Mount	154	...	...	...	...	...	...	...	...	...	...	...	...	...	...	...
Madras	232	...	...	...	...	...	...	...	...	...	...	...	...	...	...	...
	1,389	...	...	...	...	...	...	...	...	...	...	...	...	...	...	...
Rangoon	169	...	...	...	...	...	...	...	...	...	...	...	...	...	...	...
Toungoo	123	...	...	...	...	...	...	...	...	...	...	...	...	...	...	...
Thayetmye	162	...	...	...	...	...	...	...	...	...	...	...	...	...	...	...
Port Blair	1	...	...	...	...	...	...	...	...	...	...	...	...	...	...	...
	455	...	...	...	...	...	...	...	...	...	...	...	...	...	...	...
Mount Abo	31	...	...	...	...	...	...	...	...	...	...	...	...	...	...	...
Poorundhur	13	...	...	...	...	...	...	...	...	...	...	...	...	...	...	...
Ramandroog	12	...	...	...	...	...	...	...	...	...	...	...	...	...	...	...
Wellington	139	...	...	...	...	...	...	...	...	...	...	...	...	...	...	...
	195	...	...	...	...	...	...	...	...	...	...	...	...	...	...	...
ARMY OF BENGAL	6,753	...	...	...	...	...	...	...	...	...	...	...	...	6	5	74
ARMY OF MADRAS	2,890	...	...	...	...	...	...	...	...	...	...	...	...	10	6	209
ARMY OF BOMBAY	2,227	...	...	...	...	...	...	...	...	...	...	...	...	...	...	...
ARMY OF INDIA	11,860	...	...	...	...	...	...	...	...	...	...	...	...	16	11	93

# WOMEN AND CHILDREN OF EUROPEAN REGIMENTS, 1873.

## XIII.

DETAIL of the CAUSES of the ADMISSIONS and DEATHS of the WOMEN of EUROPEAN REGIMENTS.

CAUSES OF ADMISSIONS AND DEATHS.	BENGAL.		MADRAS.		BOMBAY.		ARMY OF INDIA.		RATIO PER 1,000 OF STRENGTH.	
	Admitted.	Died.	Admitted.	Died.	Admitted.	Died.	Admitted.	Died.	Admitted.	Died.
	BENGAL.		MADRAS.		BOMBAY.		ARMY OF INDIA.		RATIO PER 1,000 OF STRENGTH.	
Dengue	3	...	18	...	8	...	29	...	4.4	...
Cholera	5	4	2	2	...	...	7	6	1.1	91
Smallpox	12	2	1	...	2	...	15	2	2.3	30
Measles	3	...	6	...	...	...	9	...	...	...
Mumps	...	...	2	...	...	...	2	...	...	...
Erysipelas	10	1	5	...	1	...	16	1	...	...
Enteric Fever	9	4	2	1	...	...	11	5	1.7	...
Intermittent Fevers	761	1	77	...	275	...	1,113	1	167.9	3.77
Remittent and Continued Fevers	624	13	111	2	46	4	781	19	117.9	...
Rheumatism	53	...	21	...	23	...	97	...	19.5	...
Primary Syphilis	2	...	...	...	...	...	2	...	...	...
Secondary Syphilis	1	...	...	...	4	1	5	1	...	...
Scrofula	3	...	...	...	3	...	6	...	...	...
Phthisis Pulmonalis	37	13	12	3	11	2	60	18	9.1	272
Cancer of pylorus	...	...	...	...	1	1	1	1	...	...
Anæmia	81	...	7	...	12	...	100	...	...	...
General Dropsy	3	...	...	...	1	...	4	...	...	...
Heat Apoplexy	5	2	3	1	1	1	9	4	1.3	60
Meningitis	1	1	...	...	...	...	1	1	...	...
Paralysis, Hemiplegia	2	...	...	...	...	...	2	...	...	...
Epilepsy	4	1	2	...	4	...	10	1	...	...
Chorea	...	...	1	...	...	...	1	...	...	...
Hysteria	15	...	6	...	3	...	24	...	...	...
Delirium Tremens	3	1	...	...	...	...	3	1	...	...
Neuralgia	19	...	7	...	6	...	32	...	...	...
Mania	1	...	...	...	...	...	1	...	...	...
Dementia	1	...	...	...	...	...	1	...	...	...
Ophthalmia	243	...	83	...	69	...	395	...	59.6	...
Otitis	7	...	4	...	2	...	13	...	...	...
Deafness	1	...	...	...	...	...	1	...	...	...
Epistaxis	...	...	...	...	2	...	2	...	...	...
Varix	...	...	...	...	...	...	6	...	...	...
Palpitation	11	...	1	...	...	...	12	...	...	...
Heart Disease	9	3	1	...	...	1	10	4	...	60
Aneurism	...	...	...	...	1	...	1	...	...	...
Gout	2	...	...	...	...	...	2	...	...	...
Influenza	3	...	7	...	...	...	10	...	...	...
Tonsillitis	45	...	10	...	11	...	66	...	...	...
Laryngitis	2	...	...	...	...	...	2	...	...	...
Bronchitis	77	...	28	...	20	...	125	...	34.7	30
Asthma	4	...	1	...	2	...	10	...	...	...
Pleurisy	3	1	1	...	1	...	5	1	...	...
Pneumonia	11	1	...	...	1	...	12	1	...	...
Stomatitis	3	...	...	...	1	...	4	...	...	...
Gastritis	1	...	...	...	2	...	3	...	...	...
Hæmatemesis	2	...	...	...	...	...	2	...	...	...
Enteritis	2	1	2	...	1	1	5	2	...	...
Dyspepsia	211	...	140	...	57	...	408	...	...	...
Constipation	10	...	5	...	1	...	16	...	...	...
Colic	43	...	21	...	4	...	68	...	...	...
Hæmorrhoids	17	...	5	...	2	...	24	...	...	...
Tapeworm	10	...	1	...	2	...	13	...	...	...
Jaundice	12	7	4	...	2	...	18	1	...	...
Hepatitis	83	7	40	1	21	1	144	9	21.7	1.36
Spleen Disease	17	...	...	...	3	...	29	...	3.0	...
Dysentery	143	7	58	4	26	...	227	11	34.2	1.05
Diarrhoea	241	7	83	2	41	3	365	12	55.1	1.81
Ascites	1	1	...	...	...	...	1	1	...	...
Nephritis	3	1	...	...	...	...	3	1	...	...
Renal Calculus	...	...	...	...	1	...	1	...	...	...
Enuresis	...	...	...	...	2	...	2	...	...	...
Aménorrhœa	4	...	6	...	1	...	11	...	...	...
Dysmenorrhœa	11	...	7	...	4	...	22	...	...	...
Menorrhagia	37	...	14	...	11	...	62	...	...	...
Ovaritis	4	...	2	...	1	...	7	...	...	...
Ovarian Tumour	2	...	...	...	...	...	2	...	...	...
Uterine Cancer	5	...	4	...	...	...	9	...	...	...
Cancer of Uterus	2	1	1	...	...	...	3	1	...	...
Prolapsus Uteri	13	...	10	...	6	...	29	...	...	...
Polypus Uteri	1	...	1	...	...	...	2	...	...	...
Leucorrhœa	12	...	9	...	5	...	26	...	30.8	2.87
Pelvic Cellulitis	...	...	1	...	...	...	1	...	...	...
Cancer of Mammary	1	1	...	...	...	...	1	1	...	...
Metritis	4	1	2	2	1	...	7	3	...	...
Puerperal Fever	1	1	...	...	...	...	1	1	...	...
Peritonitis	4	3	...	1	...	1	4	5	...	...
Mania	2	1	...	...	...	...	2	1	...	...
Convulsions	...	...	1	...	...	...	1	...	...	...
Phlegmasia dolens	3	...	1	...	1	...	5	...	...	...
Uterine Hemorrhage	15	2	3	...	5	...	23	2	...	...
Shock following labour	...	2	...	1	1	...	4	...	...	...
Abortion	82	...	22	...	22	1	126	1	19.0	...
Vaginal Catarrh	2	...	...	...	...	...	2	...	...	...
Synovitis	5	...	1	...	1	...	7	...	...	...
Necrosis	3	...	...	...	...	...	3	...	...	...
Abscess	72	1	13	...	16	...	101	1	...	...
Ulcer	28	...	10	...	5	...	43	...	25.2	...
Boils	13	...	3	...	5	...	21	...	...	...
Carbuncle	1	...	1	...	...	...	2	...	...	...
Itch	2	...	1	...	...	...	3	...	...	...
Skin Diseases	8	...	4	...	5	...	17	...	...	...
General Debility	650	1	398	1	132	1	1,180	3	193.3†	45
Injuries	39	...	16	...	14	2	69	3*	10.4	...
Poisoning by fungi	1	...	...	...	...	...	1	...	...	...
Suffocated while drunk	...	...	...	1	...	...	...	1	...	...
Drowned	...	1	...	...	...	...	...	1	...	...
Ratio for all causes not specially calculated	...	...	...	...	...	...	...	...	107.1	2.67
	3,908	88	1,312	23	911	21	6,131	112	925.3	19.92

\* Cases of Burn.

† With Anæmia.



# WOMEN AND CHILDREN OF EUROPEAN REGIMENTS, 1873.

## XIV.

DETAIL of the CAUSES of the ADMISSIONS and DEATHS of the CHILDREN of EUROPEAN REGIMENTS.

CAUSES OF ADMISSIONS AND DEATHS.	BENGAL.		MADRAS.		BOMBAY.		ARMY OF INDIA.		RATIO PER 1,000 OF STRENGTH.	
	Admitted.	Died.	Admitted.	Died.	Admitted.	Died.	Admitted.	Died.	Admitted.	Died.
	Ratio per 1,000 of Strength.		Ratio per 1,000 of Strength.		Ratio per 1,000 of Strength.		Ratio per 1,000 of Strength.		Ratio per 1,000 of Strength.	
Dengue	3	...	16	...	2	...	21	...	1.8	...
Cholera	6	5	10	6	...	...	16	11	1.3	93
Smallpox	21	5	4	...	8	2	33	7	2.8	50
Chickenpox	21	...	11	...	3	...	36	...	...	...
Measles	78	10	148	9	24	1	250	20	21.1	160
Whooping Cough	70	6	10	...	19	1	50	7	8.3	59
Mumps	11	...	5	...	...	...	16	...	...	...
Scarlatina	4	1	...	...	4	...	8	1	7	90
Diphtheria	1	1	2	4	1	1	4	6	...	...
Hydrophobia	2	2	...	...	...	...	2	2	...	...
Erysipelas	6	...	1	...	...	...	7	...	...	...
Enteric Fever	2	...	1	...	2	...	5	...	4	...
Intermittent Fevers	886	6	68	...	291	2	1,245	8	105.0	539
Remittent and Continued Fevers	682	44	171	10	79	2	912	66	76.9	...
Rheumatism	8	...	2	...	2	...	12	...	...	...
Secondary Syphilis	3	1	...	...	2	...	6	1	...	...
Scrofula	6	1	3	...	4	...	13	1	...	...
Tubercles Mesenterica	31	21	7	8	12	3	62	32	7.2	279
Phthisis Pulmonalis	5	1	5	...	1	...	11	1	...	...
Hip-joint Disease	8	...	1	...	...	...	9	...	...	...
Anæmia	148	5	7	1	16	2	171	8	...	...
Cancerum oris	...	...	...	...	2	1	2	1	...	...
Stroke	6	3	...	...	...	...	8	3	7	25
Dementia	3	...	1	...	...	...	1	...	...	...
Chorea	3	...	1	...	...	...	4	...	...	...
Hysteria	1	...	...	...	1	...	2	...	...	...
Epilepsy	4	...	3	...	1	...	8	...	...	...
Paralysis	2	1	...	...	1	...	3	1	...	...
Triamus	...	...	1	1	...	...	1	1	...	...
Neuralgia	1	...	...	...	...	...	1	...	...	...
Meningitis	15	11	4	4	3	2	22	17	2.8	194
Hydrocephalus	5	3	1	...	3	3	9	6	...	...
Convulsions	101	71	30	19	34	25	165	115	13.9	970
Ophthalmia	1,098	...	377	...	241	...	1,716	...	144.7	...
Otitis	5	...	2	...	1	...	8	...	...	...
Deafness	...	...	1	...	...	...	1	...	...	...
Epistaxis	...	...	1	...	...	...	1	...	...	...
Ozæna	...	...	...	...	1	...	1	...	...	...
Heart Disease	...	...	1	1	...	...	1	1	...	...
Palpitation	2	...	...	...	...	...	2	...	...	...
Influenza	...	...	1	...	...	...	1	...	...	...
Tonsillitis	46	2	20	1	19	...	85	3	...	...
Stomachic Sorethroat	2	...	...	...	...	...	2	...	...	...
Croup	33	13	10	4	4	2	47	19	...	...
Bronchitis	221	29	116	3	62	8	389	31	46.9	616
Asthma	1	...	1	...	...	...	2	...	...	...
Pleurisy	3	...	1	...	1	...	5	...	...	...
Pneumonia	13	7	3	2	4	2	20	11	...	...
Pulmonary Apoplexy	...	...	...	...	1	1	1	1	...	...
Stomatitis and Aphthæ	19	...	4	...	3	1	26	1	...	...
Gastritis	5	1	...	...	...	...	5	1	...	...
Hæmatemesis	1	1	...	...	...	...	1	1	...	...
Enteritis	...	...	2	1	...	...	2	1	...	...
Intestinal Hemorrhage	...	...	1	1	...	...	1	1	...	...
Peritonitis	1	1	1	1	1	...	3	2	...	...
Dyspepsia	10	...	9	...	4	...	23	...	...	...
Constipation	2	...	2	...	1	...	5	...	...	...
Colic	7	...	5	...	2	...	14	...	...	...
Prolapsus ani	2	...	...	...	1	...	3	...	...	...
Fistula in ano	1	...	...	...	...	...	1	...	...	...
Hæmorrhoids	3	...	3	...	...	...	6	...	...	...
Tapeworm	7	...	12	...	7	...	26	...	...	...
Jaundice	25	...	7	...	11	...	43	...	...	...
Hepatitis	10	1	3	...	2	1	16	2	...	...
Spleen Disease	9	...	...	...	...	...	2	...	...	...
Dysentery	131	21	112	15	21	4	284	40	22.3	337
Diarrhœa	760	94	293	18	162	21	1,665	133	89.8	1121
Nephritis	2	2	...	...	...	...	2	2	...	...
Cystitis	1	...	...	...	...	...	1	...	...	...
Calculus	...	...	...	...	1	...	1	...	...	...
Lithotomy	...	...	...	...	1	...	1	...	...	...
Enuresis	...	...	1	...	...	...	1	...	...	...
Hæmaturia	1	...	...	...	...	...	1	...	...	...
Gonorrhœa	1	...	...	...	1	...	2	...	...	...
Phimosis	1	...	1	...	...	...	2	...	...	...
Hydrocele	2	...	1	...	...	...	3	...	...	...
Aménorrhœa	5	...	2	...	2	...	9	...	...	...
Leucorrhœa	2	...	...	...	...	...	2	...	...	...
Curvature of Spine	...	...	...	...	...	...	1	...	...	...
Dentition	...	...	...	...	1	...	...	...	...	...
Cleft palate	330	38	77	16	71	10	478	64	40.3	539
Synovitis	...	...	...	...	...	...	4	1	...	...
Pericarditis	2	...	2	...	...	...	3	...	...	...
Scabies and Skin Diseases	40	1	24	...	17	...	81	1	...	...
Tumour	...	...	1	...	...	...	1	...	...	...
Nævus	1	...	...	...	...	...	1	...	...	...
Abcess	36	...	23	...	5	...	64	...	...	...
Ulcer	29	...	7	...	8	...	35	...	14.1	...
Boils	37	...	18	...	13	...	68	...	...	...
General Debility	468	48	316	23	88	10	872	81	87.9†	750†
Injuries	91	6	49	...	31	3	174	9*	14.7	...
Poisoning by fungi	2	1	...	...	...	...	2	1	...	...
Ratio per 1,000 for all causes not specially calculated	...	...	...	...	...	...	...	...	34.1	27.0
	5,565	459	1,505	148	1,500	108	8,780	716	741.1	6929

\* Seven from Accidents and two from Burns. † With Anæmia.





## 2. NATIVE TROOPS, 1873.

---

The regimental strength upon which the actual death-rate for the year is calculated is 44,332. The total deaths, absent and present, amount to 754, and this number, with a strength of 44,332, represents a loss of 17.01 per 1,000. The deaths of men present with their regiments amounted to 547, giving a ratio of 13.92 in relation to a strength of 39,304, the average present during the year.

## 2. NATIVE TROOPS, 1873.

The following figures show which the actual death-rate for the year is calculated in 1873. The total deaths amount to 784 and this number, with a strength of 48,000, represents a loss of 17.07 per 1,000. The deaths of men present with their regiments amounted to 547, giving a rate of 11.42 in relation to a strength of 48,000, the average present during the year.



# NATIVE TROOPS, 1873.

## I.

TABLE showing the SICKNESS and MORTALITY among the NATIVE TROOPS serving in the BENGAL PRESIDENCY during the Year 1873, and the prevalence of the principal Diseases in each Month of the Year.

(This statement is for the Regular Native Army only, and for men present from month to month with their Regiments.—See introductory note.)

MONTHS.	Average Strength.	Average Number Daily Sick.	Number Daily Sick per 1,000 of Strength.	Number of Deaths.	Died per 1,000 of Strength.	CAUSES OF DEATHS IN HOSPITAL.																Died out of Hospital.		
						Cholera.	Smallpox.	Enteric Fever.	Fever, Intermittent.	Fever, Remittent and Continued.	Apoplexy.	Dysentery.	Diarrhoea.	Hepatitis.	Spleen Disease.	Respiratory Diseases.	Heart Diseases.	Phthisis Pulmonalis.	Dropsy.	Scurvy.	Atrophy and Anæmia.		Wounds and Accidents.	All other Causes.
January	42,322	1,507	37.7	69	1.63	1	...	...	3	6	1	6	6	...	3	24	3	3	...	3	...	...	...	...
February	42,686	1,542	36.1	42	.98	5	1	1	12	4	...	...	...	...	...	16	...	...	...	...	...	...	...	...
March	42,511	1,467	34.5	54	1.27	...	...	...	5	4	...	...	6	...	...	11	1	...	1	...	...	...	...	...
April	37,920	1,302	34.3	65	1.71	11	6	...	...	...	...	...	...	...	...	9	...	...	...	...	...	...	...	...
May	35,677	1,259	35.3	45	1.34	3	10	...	3	6	1	1	...	1	...	13	2	...	...	...	...	...	...	...
June	36,022	1,211	33.6	22	.61	...	...	...	1	...	...	...	...	...	...	...	...	...	...	...	...	...	...	...
July	37,111	1,254	33.8	36	.97	4	1	...	...	...	...	...	...	...	...	1	...	...	...	...	...	...	...	...
August	37,342	1,578	42.2	27	.72	...	...	...	...	...	...	...	...	...	...	4	...	...	...	...	...	...	...	...
September	37,281	2,034	54.6	27	.72	...	...	...	1	...	...	...	...	...	...	...	1	...	...	...	...	...	...	...
October	38,801	2,284	58.8	37	.96	...	...	...	...	...	...	...	...	...	...	...	1	...	...	...	...	...	...	...
November	42,075	2,207	52.5	56	1.33	...	...	3	11	4	...	...	...	...	...	17	...	...	...	...	...	...	...	...
December	41,899	1,797	42.9	61	1.63	...	1	1	7	3	...	...	...	...	...	20	...	...	...	...	...	...	...	...
						44	22	10	47	58	4	35	40	6	8	124	15	31	8	7	17	3	49	19
Died per 1,000 of the Average Strength.																								
For the year	39,394	1,621	41.2	517	13.02	1.12	.56	2.02	.10	.89	1.02	.15	.21	3.15	.38	.79	.21	.18	.43	.08	1.25	.48		
Absent Deaths 207. Ratio of 754 Deaths, 17.01 per 1,000 of the Total Regimental Strength.																								
CAUSES OF ADMISSIONS.	NUMBER OF ADMISSIONS INTO HOSPITAL IN EACH MONTH.												Total Admitted during the Year.	Admitted per 1,000 of Strength.	Died out of each hundred cases treated.									
	Jan.	Feb.	March.	April.	May.	June.	July.	Aug.	Sept.	Oct.	Nov.	Dec.												
	...	...	...	...	...	...	...	...	...	...	...	...												
Dengue	3	...	1	5	...	...	4	5	1	...	...	...	19	.5	...									
Cholera	1	6	13	24	6	4	10	4	6	9	...	...	83	2.1	53.01									
Smallpox	1	4	12	22	14	14	2	...	...	...	...	1	70	1.8	31.43									
Enteric Fever	1	2	...	3	1	...	...	1	...	1	6	3	18	.5	55.56									
Fever, Intermittent and Continued	1,346	918	912	1,400	1,274	1,201	1,635	2,396	5,905	4,906	3,012	2,039	25,904	656.5	18									
Apoplexy	21	27	30	68	93	93	68	60	100	82	68	44	754	19.2	7.69									
Dysentery	226	154	192	223	133	138	190	293	383	277	250	221	2,689	68.4	20.67									
Diarrhoea	143	69	114	142	63	94	136	138	137	111	81	78	1,326	33.7	1.87									
Hepatitis	9	6	13	9	6	9	14	7	9	9	3	7	101	2.6	5.94									
Spleen Disease	46	35	26	31	21	26	24	13	48	45	51	39	405	10.3	1.97									
Respiratory Diseases	339	256	209	151	134	74	86	98	118	137	175	236	2,024	51.5	6.13									
Phthisis Pulmonalis	11	5	10	10	5	4	9	4	7	6	5	3	79	2.0	39.24									
Dropsy	1	2	...	1	1	1	4	2	3	1	7	2	25	.6	32.09									
Scurvy	10	8	...	7	9	11	9	4	8	15	10	9	108	2.7	6.48									
Rheumatism	332	228	183	162	137	142	210	152	203	185	242	295	2,471	62.9										
Veneral Diseases	128	95	103	80	94	91	101	88	123	113	133	138	1,296	33.0										
Eye Diseases	52	48	54	107	79	98	125	126	149	74	61	58	1,001	26.2										
Abscess and Ulcer	396	237	197	248	234	271	416	359	315	267	312	236	3,478	88.5										
Wounds and Accidents	474	416	335	374	396	315	385	382	404	385	423	410	4,640	118.3										
All other Causes	496	360	365	368	307	277	397	312	409	289	373	324	4,237	107.8										
	3,957	2,876	2,780	3,506	2,960	2,867	3,835	4,445	7,748	6,312	5,213	4,183	50,682											
Admitted per 1,000 of the Average Strength in each Month.																								
	93.5	67.4	65.4	92.5	82.9	79.6	103.5	119.9	207.8	162.7	123.9	99.9	1289.5											



# NATIVE TROOPS, 1873.

## II.

*TABLE showing the SICKNESS and MORTALITY among the NATIVE TROOPS serving in BENGAL PROPER and in ASSAM during the Year 1873, and the prevalence of the principal Diseases in each Month of the Year.*

MONTHS.	Average Strength.	Average Number Daily Sick.	Number Daily Sick per 1,000 of Strength.	Number of Deaths.	Died per 1,000 of Strength.	CAUSES OF DEATHS IN HOSPITAL.																	Died out of Hospital.		
						Cholera.	Smallpox.	Enteric Fever.	Fever, Intermittent.	Fever, Remittent and Continued.	Apoplexy.	Dysentery.	Diarrhoea.	Hepatitis.	Spleen Disease.	Respiratory Diseases.	Heart Diseases.	Phthisis Pulmonalis.	Dropsy.	Scurvy.	Atrophy and Anæmia.	Wounds and Accidents.		All other Causes.	
January	7,919	387	48.9	23	...	1	...	...	1	...	2	...	...	2	...	...	8	1	...	2	2	...	...	1	...
February	8,006	381	47.6	5	...	...	...	...	...	...	...	...	...	...	...	...	3	...	...	...	...	...	...	1	...
March	7,925	367	46.3	22	...	8	...	...	...	...	...	...	...	1	...	...	12	1	12	...	...	...	...	3	...
April	7,392	319	43.1	15	...	4	5	...	1	1	1	...	...	...	...	...	12	...	...	...	...	1	...	...	...
May	7,011	352	50.1	12	...	3	1	...	2	2	2	...	...	...	...	...	12	1	...	...	...	...	...	1	...
June	6,996	337	48.2	13	...	1	1	1	...	4	2	...	...	...	...	...	12	...	...	...	...	...	...	3	...
July	7,126	384	53.9	13	...	2	...	...	...	2	...	...	...	...	...	...	12	...	...	...	...	1	...	2	1
August	7,291	410	57.0	12	...	...	...	...	...	1	...	...	...	1	4	...	12	...	...	1	...	...	...	3	...
September	7,193	389	52.8	13	...	1	...	...	...	1	...	...	...	1	...	...	12	...	...	1	...	...	...	2	1
October	7,258	378	52.1	10	...	...	...	1	...	1	...	...	...	1	...	...	12	...	...	1	...	...	...	1	1
November	6,873	382	52.7	6	...	...	...	2	...	1	...	...	...	3	...	...	1	...	...	...	...	...	...	1	...
December	6,294	305	49.2	9	...	...	...	...	...	...	...	...	...	2	...	...	2	1	...	1	...	...	...	...	...
						29	7	4	8	19	2	10	16	1	1	25	4	6	2	4	4	...	17	3	
Died per 1,000 of the Average Strength.																									
For the year	7,260	363	50.0	153	21.08*	2.76	96	4.27	28	1.38	2.20	1.14	1.14	3.44	5.5	5.3	2.8	5.5	5.5	...	2.34	41			

CAUSES OF ADMISSIONS.	NUMBER OF ADMISSIONS INTO HOSPITAL IN EACH MONTH.												Total Admitted during the Year.	Admitted per 1,000 of Strength.	Died out of each hundred men treated.	
	Jan.	Feb.	March.	April.	May.	June.	July.	Aug.	Sept.	Oct.	Nov.	Dec.				
Dengue	...	...	1	5	...	...	3	5	1	...	...	...	15	2.1	...	
Cholera	1	...	12	12	5	2	6	...	1	...	...	...	39	5.4	51.28	
Smallpox	...	...	1	11	4	4	...	...	...	...	...	...	20	2.8	35.00	
Enteric Fever	...	1	...	...	1	...	...	1	...	1	3	...	7	1.0	57.14	
Fever, Intermittent and Remittent and Continued	316	246	245	346	394	357	658	599	606	491	455	405	5,048	69.3	16	
Apoplexy	...	...	...	...	...	2	...	...	...	...	...	...	290	40.0	8.55	
Dysentery	77	59	84	66	65	57	85	75	75	83	53	49	798	109.9	2.13	
Diarrhoea	56	33	46	35	18	26	49	38	45	39	23	22	421	58.0	...	
Hepatitis	3	1	4	4	4	2	4	3	1	2	...	2	30	4.1	3.38	
Spleen Disease	17	10	4	7	9	5	10	3	7	5	15	10	102	14.0	98	
Respiratory Diseases	70	65	49	36	31	18	27	30	47	33	22	39	467	64.3	5.35	
Phthisis Pulmonalis	6	2	1	6	2	...	4	1	1	1	...	...	27	3.7	22.22	
Dropsy	...	...	...	...	1	...	2	1	2	1	...	1	10	1.3	20.00	
Scurvy	6	5	5	4	1	6	4	...	1	10	6	5	43	7.3	7.55	
Rheumatism	52	44	37	31	19	32	30	36	36	36	24	40	471	58.0	...	
Veneral Diseases	24	23	11	21	15	19	18	11	25	17	16	19	219	30.2	...	
Eye Diseases	8	3	5	16	7	7	16	14	13	3	6	5	103	14.2	...	
Abscess and Ulcer	94	66	25	62	45	58	82	58	44	45	31	30	690	88.1	77	
Wounds and Accidents	60	65	68	68	51	59	46	45	61	59	62	29	654	90.1	...	
All other Causes	130	100	80	105	135	94	124	72	97	72	98	93	1,203	165.7	...	
	946	735	683	855	849	997	1,194	914	1,004	876	809	757	10,569			
Admitted per 1,000 of the Average Strength in each Month.																1455.9
	119.4	91.8	87.4	115.7	120.8	113.9	107.6	126.9	152.1	129.7	124.9	122.0				

\* For statement of Absent Deaths, see Regimental Table XVI, Section 1.



# NATIVE TROOPS, 1873.

## III.

TABLE showing the SICKNESS and MORTALITY among the NATIVE TROOPS serving in the DINAPORE, BENARES, OUDE and CAWNPORE DISTRICTS during the Year 1873, and the prevalence of the principal Diseases in each Month of the Year.

MONTHS.	Average Strength.	Average Number Daily Sick.	Number Daily Sick per 1,000 of Strength.	Number of Deaths.	Died per 1,000 of Strength.	CAUSES OF DEATHS IN HOSPITAL.																	Died out of Hospital.		
						Cholera.	Smallpox.	Enteric Fever.	Fever, Intermittent.	Fever, Remittent and Continued.	Apoplexy.	Dysentery.	Diarrhoea.	Hepatitis.	Spleen Disease.	Respiratory Diseases.	Heart Disease.	Phthisis Pulmonalis.	Dropsy.	Scurvy.	Atrophy and Anæmia.	Wounds and Accidents.		All other Causes.	
January	6,278	253	40.3	4	...	...	...	...	...	1	...	...	...	...	1	2	...	...	...	...	...	...	...	...	...
February	6,420	246	38.3	4	...	...	1	1	...	...	...	...	...	...	...	2	...	...	...	...	...	...	...	...	...
March	7,022	264	37.6	3	...	...	...	...	...	...	...	...	...	...	...	2	...	...	...	...	...	...	...	...	...
April	6,139	246	40.1	5	...	1	1	1	...	...	...	...	...	...	...	3	1	...	...	...	...	...	...	1	...
May	6,419	246	38.3	14	...	...	6	...	...	2	1	...	...	...	...	...	...	...	...	...	...	...	...	...	...
June	6,425	224	34.9	4	...	1	2	...	...	...	...	...	...	...	...	...	1	...	...	...	...	...	...	...	...
July	6,592	233	35.3	5	...	1	...	...	...	1	...	...	...	...	...	...	3	...	...	...	...	...	...	...	...
August	6,656	287	43.1	5	...	2	...	...	...	...	...	...	...	...	...	1	1	...	...	...	...	...	...	...	1
September	6,679	306	45.8	...	...	...	...	...	...	...	...	...	1	...	...	...	...	1	...	...	...	...	...	...	...
October	7,097	301	42.4	6	...	3	...	1	...	...	...	...	...	...	...	1	1	...	...	...	...	...	...	1	...
November	7,144	303	42.4	4	...	...	...	1	...	...	...	...	...	...	...	1	...	1	...	...	...	...	1	...	...
December	7,093	292	41.0	9	...	...	1	1	...	...	...	...	1	1	...	2	...	1	...	...	...	...	1	...	...
						8	11	2	4	4	1	3	2	1	1	11	3	7	...	...	...	1	4	2	
Died per 1,000 of the Average Strength.																									
For the year	6,664	294	39.6	65	9.75*	1.20	1.65	1.50	1.15	1.45	1.30	1.15	1.15	1.65	1.45	1.05	...	...	...	...	...	1.15	1.60	1.30	

CAUSES OF ADMISSIONS.	NUMBER OF ADMISSIONS INTO HOSPITAL IN EACH MONTH.												Total Admitted during the Year.	Admitted per 1,000 of Strength.	Died out of each hundred cases treated.
	Jan.	Feb.	March.	April.	May.	June.	July.	Aug.	Sept.	Oct.	Nov.	Dec.			
Dengue	1	...	...	...	1	...	1	...	...	...	...	...	2	3	...
Cholera	...	...	...	...	...	...	...	...	...	...	...	...	17	2.6	47.06
Smallpox	...	3	...	6	7	3	...	4	3	5	...	...	26	3.9	42.31
Enteric Fever	1	1	...	...	...	...	...	...	...	...	...	...	3	4	66.67
Fever, Intermittent	169	138	147	236	136	114	206	210	386	289	219	138	2,408	361.3	1.16
" Remittent and Continued	5	3	3	4	3	3	4	1	5	3	...	...	34	5.1	11.77
Apoplexy	...	...	...	...	...	...	1	...	...	...	...	...	9	1.4	11.11
Dysentery	27	22	20	32	29	21	35	58	64	34	39	20	392	58.8	...
Diarrhoea	4	12	19	19	21	15	17	26	24	12	6	8	183	27.5	87
Hepatitis	1	1	1	1	...	...	2	1	...	2	...	2	11	1.7	9.09
Spleen Disease	...	4	1	3	...	1	...	2	2	6	3	5	27	4.0	3.70
Respiratory Diseases	29	29	31	22	22	10	16	9	16	19	10	38	260	39.0	4.23
Phthisis Pulmonalis	2	...	2	...	2	3	2	2	5	...	...	1	19	2.9	36.84
Dropsy	...	...	...	1	...	...	...	...	...	...	...	...	1	1	...
Scurvy	...	1	...	...	3	...	3	1	1	...	...	...	12	1.8	...
Rheumatism	103	52	55	39	36	36	61	34	47	32	60	53	608	91.2	...
Veneral Diseases	35	15	26	19	23	23	21	25	31	31	39	49	397	59.6	...
Eye Diseases	10	9	9	19	18	22	32	32	31	18	13	12	223	33.8	...
Abscess and Ulcer	46	49	48	60	38	55	71	70	49	39	49	31	563	80.0	25
Wounds and Accidents	66	61	74	71	89	79	104	108	78	48	66	83	800	119.6	...
All other Causes	56	44	45	50	37	36	53	51	63	39	41	38	453	62.9	...
	545	439	491	585	458	422	601	634	805	577	654	480	6,650		
Admitted per 1,000 of the Average Strength in each Month.															
	80.8	68.2	69.9	95.3	71.3	65.7	100.3	95.2	120.5	81.3	77.6	67.7	907.9		

\* For statement of Absent Deaths, see Regimental Table XVI, Section 2.

# NATIVE TROOPS, 1873.

## IV.

TABLE showing the SICKNESS and MORTALITY among the NATIVE TROOPS serving in the MEERUT DISTRICT and in ROHILCUND during the Year 1873, and the prevalence of the principal Diseases in each Month of the Year.

MONTHS.	Average Strength.	Average Number Daily Sick.	Number Daily Sick per 1,000 of Strength.	Number of Deaths.	Died per 1,000 of Strength.	CAUSES OF DEATHS IN HOSPITAL.														Died out of Hospital.					
						Cholera.	Smallpox.	Enteric Fever.	Fever, Intermittent.	Fever, Remittent and Continued.	Apoplexy.	Dysentery.	Diarrhoea.	Hepatitis.	Spleen Disease.	Respiratory Diseases.	Heart Diseases.	Phthisis Pulmonalis.	Dropsy.		Scurvy.	Atrophy and Anæmia.	Wounds and Accidents.	All other Causes.	
January	5,415	162	29.9	6	...	...	...	...	1	...	...	...	...	...	1	...	...	...	...	...	...	...	...	...	...
February	5,417	163	30.1	4	...	...	...	...	1	...	...	...	...	...	...	...	...	...	...	...	...	...	...	...	...
March	5,419	127	23.4	4	...	...	...	...	1	...	...	...	...	...	...	...	...	...	...	...	...	...	...	...	...
April	4,968	118	23.8	7	...	...	...	...	...	...	...	...	...	...	...	...	...	...	...	...	...	...	...	...	...
May	4,777	115	24.1	2	...	...	...	...	...	...	...	...	...	...	...	...	...	...	...	...	...	...	...	...	...
June	4,854	116	23.9	...	...	...	...	...	...	...	...	...	...	...	...	...	...	...	...	...	...	...	...	...	...
July	5,006	118	23.6	4	...	...	...	...	...	...	...	...	...	...	...	...	...	...	...	...	...	...	...	...	...
August	4,966	177	35.5	4	...	...	...	...	1	1	...	...	...	...	1	...	...	...	...	...	...	...	...	...	...
September	4,925	243	49.3	3	...	...	...	...	...	...	...	...	...	...	...	1	...	...	...	...	...	...	...	...	...
October	5,085	211	41.5	3	...	1	...	...	...	...	...	...	...	...	...	...	...	...	...	...	...	...	1	...	...
November	5,091	209	41.1	3	...	...	...	...	...	...	2	...	1	1	1	1	...	...	...	...	...	...	...	...	...
December	5,198	179	34.4	5	...	...	...	...	...	...	3	...	...	...	...	1	...	...	...	...	...	...	...	1	...
						1	1	...	9	4	...	2	1	2	2	7	3	5	...	...	3	...	4	...	...
Died per 1,000 of the Average Strength.																									
For the year	5,095	162	31.8	44	8.64*	20	20	...	2.55	...	39	20	39	39	1.37	39	98	...	...	59	...	79	...	...	...

CAUSES OF ADMISSIONS.	NUMBER OF ADMISSIONS INTO HOSPITAL IN EACH MONTH.												Total Admitted during the Year.	Admitted per 1,000 of Strength.	Died out of each hundred cases treated.
	Jan.	Feb.	March.	April.	May.	June.	July.	Aug.	Sept.	Oct.	Nov.	Dec.			
Dengue	1	...	...	...	...	...	...	...	...	...	...	...	1	...	...
Cholera	...	...	1	...	...	...	1	...	...	3	...	...	5	1.0	20.00
Smallpox	1	...	...	3	1	4	1	...	...	...	...	...	10	2.0	10.00
Enteric Fever	...	...	...	...	...	...	...	...	...	...	...	...	...	...	...
Fever, Intermittent	82	50	41	89	113	98	125	379	848	369	201	183	2,678	525.6	34
" Remittent and Continued	2	...	2	16	11	11	5	6	18	28	3	1	103	20.2	3.88
Apoplexy	...	...	...	...	...	...	...	...	...	...	...	...	...	...	...
Dysentery	10	6	...	11	11	10	10	18	26	37	28	30	197	38.7	1.10
Diarrhoea	2	2	2	2	2	10	4	8	13	13	14	4	76	14.9	10.53
Hepatitis	2	1	3	1	2	1	5	1	...	1	1	1	19	3.7	3.39
Spleen Disease	2	3	3	...	1	6	2	3	4	9	18	8	59	11.6	3.76
Respiratory Diseases	28	31	10	20	5	5	3	9	8	17	17	33	186	36.5	100.00
Phthisis Pulmonalis	1	...	2	1	...	...	...	...	1	...	...	...	5	1.0	...
Dropsy	...	...	...	...	...	...	...	...	...	...	...	...	...	...	...
Scurvy	...	...	...	1	...	...	1	...	1	...	...	...	3	...	...
Rheumatism	19	13	11	12	14	8	16	12	22	20	25	31	203	39.8	...
Veneral Diseases	17	11	16	6	7	9	11	9	10	17	15	17	145	28.4	...
Eye Diseases	11	8	14	21	12	15	21	20	16	9	4	7	158	31.0	...
Abscess and Ulcer	38	28	26	30	30	26	42	43	36	30	43	33	405	79.5	...
Wounds and Accidents	77	60	41	49	46	52	46	47	46	58	64	67	653	125.2	...
All other Causes	53	42	40	47	29	30	41	47	52	57	73	57	508	111.5	...
	346	255	212	300	284	285	334	602	1,101	668	606	472	5,474		...
Admitted per 1,000 of the Average Strength in each Month.															
	63.9	47.1	39.1	62.2	59.5	58.7	66.7	120.8	223.5	131.4	119.0	90.8	107.4		...

\* For statement of Absent Deaths, see Regimental Table XVI, Section 3.



# NATIVE TROOPS, 1873.

## V.

TABLE showing the SICKNESS and MORTALITY among the NATIVE TROOPS serving in the AGRA DISTRICT and in CENTRAL INDIA during the Year 1873, and the prevalence of the principal Diseases in each Month of the Year.

(Several of the Stations of this area usually occupied by Regiments of the Bengal Army were in 1873 occupied by Madras Troops. The Statistics of the Madras Troops occupying Stations of the Bengal Presidency are given in Table XVII.)

MONTHS.	Average Strength.	Average Number Daily Sick.	Number Daily Sick per 1,000 of Strength.	Number of Deaths.	Died per 1,000 of Strength.	CAUSES OF DEATHS IN HOSPITAL.																	Died out of Hospital.	
						Cholera.	Smallpox.	Enteric Fever.	Fever, Intermittent.	Fever, Remittent and Continued.	Apoplexy.	Dysentery.	Diarrhoea.	Hepatitis.	Spleen Disease.	Respiratory Diseases.	Heart Diseases.	Phthisis Pulmonalis.	Dropsy.	Scurvy.	Atrophy and Anæmia.	Wounds and Accidents.		All other Causes.
January	3,765	252	66.9	1	...	...	...	...	1	...	...	...	...	...	...	...	...	...	...	...	...	...	...	...
February	3,782	254	67.2	5	...	...	...	...	...	...	...	...	...	1	...	...	...	...	...	...	...	...	...	...
March	4,409	247	56.0	...	...	...	...	...	2	...	...	...	...	...	1	...	...	...	...	...	...	...	...	...
April	3,823	211	55.2	3	...	...	...	...	...	1	...	...	...	...	...	1	...	...	...	...	...	...	...	...
May	3,623	200	55.2	4	...	...	2	...	...	...	1	...	...	...	...	...	...	...	...	...	...	1	...	...
June	3,741	175	46.8	...	...	1	...	...	...	...	1	...	...	...	...	...	...	...	...	...	...	...	...	...
July	3,813	175	45.9	4	...	1	1	...	1	...	...	...	...	...	...	...	...	...	...	...	...	...	...	...
August	3,868	212	54.8	...	...	...	...	...	...	...	1	...	...	...	...	...	...	...	...	...	...	...	...	...
September	3,880	235	60.6	1	...	1	...	...	...	...	...	...	...	...	...	...	...	...	...	...	1	...	...	...
October	3,959	252	63.6	1	...	1	...	...	...	...	...	...	...	...	...	...	...	...	...	...	...	...	...	...
November	3,378	188	55.6	4	...	...	...	1	1	...	...	...	1	...	...	...	...	...	...	...	...	...	...	...
December	3,590	196	54.5	5	...	...	...	1	...	...	...	...	...	...	2	...	...	...	...	...	1	...	...	1
						4	3	...	7	3	1	3	2	...	1	4	...	3	...	...	3	1	3	1
Died per 1,000 of the Average Strength.																								
For the year	3,803	213	56.0	39	10.25*	1.05	.79	2.63	.26	.79	.53	...	.26	1.05	...	.79	...	...	.79	.26	.79	.26	...	.26

CAUSES OF ADMISSIONS.	NUMBER OF ADMISSIONS INTO HOSPITAL IN EACH MONTH.												Total Admitted during the Year.	Admitted per 1,000 of Strength.	Died out of each hundred cases treated.	
	Jan.	Feb.	March.	April.	May.	June.	July.	Aug.	Sept.	Oct.	Nov.	Dec.				
Dengue	...	...	...	...	...	...	...	...	...	...	...	...	...	...	...	...
Cholera	...	...	...	...	...	1	1	...	1	1	...	...	4	...	1.0	100.00
Smallpox	...	...	...	2	...	2	1	...	...	...	...	...	5	...	1.3	60.00
Enteric Fever	...	...	...	...	...	...	...	...	...	...	...	...	...	...	...	...
Fever, Intermittent and Remittent	235	141	162	288	149	120	99	185	430	426	226	129	2,590	681.0	...	37
Fever, Continued	...	...	...	4	1	...	8	13	1	7	1	3	38	10.0	7.90	...
Apoplexy	...	...	...	...	1	1	...	...	...	...	...	...	2	5	50.00	...
Dysentery	10	5	9	29	13	13	18	41	76	25	26	12	268	79.5	...	...
Diarrhoea	2	...	9	6	3	11	3	17	12	8	4	2	77	29.3	1.45	...
Hepatitis	1	...	1	1	...	1	1	...	4	...	1	1	11	2.9	...	...
Spleen Disease	14	12	9	14	7	4	3	1	10	7	2	1	84	22.1	1.20	...
Respiratory Diseases	25	14	26	15	17	13	8	9	8	19	13	15	181	47.6	2.21	...
Phthisis Pulmonalis	1	1	2	...	1	...	1	1	...	2	1	...	10	2.6	30.00	...
Dropsy	...	...	...	...	...	...	...	...	...	...	...	...	...	...	...	...
Scurvy	2	...	...	2	...	1	...	...	...	...	1	...	6	1.6	...	...
Rheumatism	48	22	13	24	20	20	31	29	28	23	30	29	317	83.4	...	...
Veneral Diseases	16	19	21	21	13	11	18	18	22	18	15	4	198	52.1	...	...
Eye Diseases	7	10	7	11	7	10	13	17	20	10	6	1	119	31.3	...	...
Abscess and Ulcer	56	29	23	28	27	37	49	49	49	39	45	24	446	117.2	...	...
Wounds and Accidents	71	69	47	68	49	18	40	48	56	80	37	41	624	164.1	...	...
All other Causes	77	59	69	45	18	21	41	25	44	24	25	19	458	129.4	...	...
	565	372	391	549	326	283	335	453	761	689	433	281	5,438			...
Admitted per 1,000 of the Average Strength in each Month.																
	159.1	98.3	88.7	143.6	90.0	75.6	87.8	117.1	196.1	174.0	128.2	78.3	1429.9			...

\* For statement of Absent Deaths, see Regimental Table XVI, Section 4.

# NATIVE TROOPS, 1873.

## VI.

TABLE showing the SICKNESS and MORTALITY among the NATIVE TROOPS serving in the PUNJAB during the Year 1873, and the prevalence of the principal Diseases in each Month of the Year.

MONTHS.	Average Strength.	Average Number Daily Sick.	Number Daily Sick per 1,000 of Strength.	Number of Deaths.	Died per 1,000 of Strength.	CAUSES OF DEATHS IN HOSPITAL.																	Died out of Hospital.		
						Cholera.	Smallpox.	Enteric Fever.	Fever, Intermittent.	Fever, Remittent and Continued.	Apoplexy.	Dysentery.	Diarrhea.	Hepatitis.	Spleen Disease.	Respiratory Diseases.	Heart Diseases.	Phthisis Pulmonalis.	Dropsy.	Scurvy.	Atrophy and Anæmia.	Wounds and Accidents.		All other Causes.	
January	17,615	502	28.5	34	...	...	...	1	12	...	4	4	...	12	15	1	1	...	1	1	...	...	12	...	
February	17,773	463	26.1	19	...	...	...	1	...	...	...	...	...	...	12	...	1	...	...	...	...	...	...	...	
March	17,049	429	25.2	18	...	...	...	...	...	...	1	...	...	...	5	...	1	1	...	...	...	3	1	...	
April	14,933	365	24.4	26	...	...	...	3	3	5	...	1	1	...	5	...	3	...	...	...	...	...	2	1	...
May	13,827	346	25.0	16	...	...	...	...	1	12	...	1	1	1	8	...	...	...	1	...	...	1	...	...	
June	14,006	359	25.6	3	...	...	...	...	...	...	...	...	...	...	...	...	...	...	...	1	...	...	1	...	
July	14,574	344	23.6	12	...	...	...	...	...	...	...	1	...	...	1	1	...	...	...	...	...	...	4	2	...
August	14,631	492	33.6	4	...	...	...	...	...	...	1	...	...	...	1	...	...	1	...	...	...	...	1	...	
September	14,604	870	59.6	9	...	...	...	...	1	3	...	2	...	...	1	1	...	...	...	...	...	...	...	...	
October	15,275	1,052	68.8	17	...	...	...	...	...	1	...	4	...	...	...	1	1	...	1	1	...	...	1	3	...
November	16,524	1,048	63.4	34	...	...	...	1	...	...	...	1	...	...	13	...	1	...	...	...	...	...	...	...	
December	16,571	787	47.6	32	...	...	...	...	...	...	1	1	1	...	12	1	3	1	...	...	...	4	3	...	
						...	...	4	18	25	...	16	17	2	3	73	5	10	6	3	7	1	21	13	...
Died per 1,000 of the Average Strength.																									
For the year	15,615	588	37.7	224	14.35*	...	...	3.01	...	1.03	1.09	1.13	1.19	4.67	3.2	6.4	3.9	1.9	4.5	0.6	1.34	1.84	...	...	...

CAUSES OF ADMISSIONS.	NUMBER OF ADMISSIONS INTO HOSPITAL IN EACH MONTH.												Total Admitted during the Year.	Admitted per 1,000 of Strength.	Died out of each hundred cases treated.
	Jan.	Feb.	March.	April.	May.	June.	July.	Aug.	Sept.	Oct.	Nov.	Dec.			
Dengue	1	...	...	...	...	...	...	...	...	...	...	...	1	1	...
Cholera	...	...	...	1	...	...	...	...	1	...	...	...	2	1	...
Smallpox	...	1	4	...	2	1	...	...	...	...	...	...	8	5	...
Enteric Fever	...	...	...	3	...	...	...	...	...	...	...	...	8	5	50.00
Fever, Intermittent	460	319	283	471	482	512	517	1,113	3,605	2,728	1,503	1,042	12,665	811.1	14
" Remittent and Continued	8	6	12	23	36	21	25	28	45	30	26	20	280	18.0	8.93
Apoplexy	...	...	...	...	...	...	...	1	...	...	...	...	1	1	...
Dysentery	88	39	29	60	24	37	51	101	142	127	90	79	867	55.5	2.41
Diarrhoea	53	20	38	57	19	32	63	49	63	48	30	33	563	35.3	...
Hepatitis	2	3	4	2	...	5	2	2	4	4	1	...	29	1.9	0.90
Spleen Disease	12	6	9	6	4	10	9	4	25	18	10	14	127	8.1	2.38
Respiratory Diseases	161	114	93	63	40	29	32	41	39	48	93	120	882	56.5	8.28
Phthisis Pulmonalis	1	2	3	4	...	1	2	...	...	...	3	2	18	1.2	55.56
Dropsy	1	2	...	...	...	1	2	1	1	...	5	1	14	0.9	42.87
Scurvy	2	2	2	...	...	2	1	3	5	5	2	4	33	2.1	9.09
Rheumatism	104	97	66	56	48	46	72	41	70	73	91	121	885	56.7	...
Veneral Diseases	30	25	27	22	36	29	33	25	35	30	37	34	366	23.4	...
Eye Diseases	14	18	19	40	35	44	43	43	60	34	29	27	415	26.6	...
Abscess and Ulcer	127	78	73	67	94	98	172	139	137	113	122	115	1,335	85.5	...
Wounds and Accidents	176	145	114	113	111	116	149	134	163	136	154	145	1,656	106.9	...
All other Causes	130	111	125	120	88	96	134	117	153	94	123	108	1,403	89.8	...
	1,373	988	901	1,098	1,043	1,080	1,311	1,842	3,987	3,488	2,522	1,867	21,500		
Admitted per 1,000 of the Average Strength in each Month.															
	78.0	55.6	52.8	73.5	70.4	77.1	89.9	125.9	273.0	228.3	152.6	112.7	137.9		

\* For statement of Absent Deaths, see Regimental Table XVI, Section 5.



VII.

MONTHS.	Average Strength.	Average Number Daily Sick.	Number Daily Sick per 1,000 of Strength.	Number of Deaths.	Died per 1,000 of Strength.	CAUSES OF DEATHS IN HOSPITAL.														Died out of Hospital.				
						Cholera.	Smallpox.	Enteric Fever.	Fever, Intermittent.	Fever, Remittent and Continued.	Apoplexy.	Dysentery.	Diarrhoea.	Hepatitis.	Spleen Disease.	Respiratory Diseases.	Heart Diseases.	Phthisis Pulmonalis.	Dropsy.		Scurvy.	Atrophy and Anæmia.	Wounds and Accidents.	All other Causes.
January	4,698	160	34.1	4	...	...	...	1	...	...	...	...	...	3	...	...	...	...	...	...	...	...	...	...
February	4,660	160	30.0	5	...	...	...	...	62	...	...	...	...	3	...	...	...	...	...	...	...	...	...	...
March	4,639	103	23.2	6	...	...	...	1	...	...	...	...	...	3	...	...	...	...	...	...	...	...	...	...
April	4,110	115	28.0	4	...	...	...	...	...	...	...	...	...	12	...	...	...	...	...	...	...	...	...	...
May	4,157	109	26.2	4	...	...	...	...	1	...	...	...	...	1	...	...	...	...	...	...	...	...	...	...
June	4,317	118	27.3	3	...	...	...	...	...	...	...	...	...	12	...	...	...	...	...	...	...	...	...	...
July	4,532	130	29.7	3	...	...	...	...	...	...	...	...	...	1	...	...	...	...	...	...	...	...	...	...
August	4,192	154	34.3	5	...	...	...	...	1	...	1	...	...	1	...	...	...	...	...	...	...	...	...	...
September	4,546	184	40.5	3	...	1	...	...	...	...	...	...	...	...	...	...	...	...	...	...	...	...	...	...
October	4,411	194	44.0	5	...	...	...	...	1	...	...	...	...	1	...	...	...	...	...	...	...	...	...	...
November	4,444	184	41.4	5	...	...	...	...	1	...	...	...	...	1	...	1	...	...	...	...	...	...	...	...
December	4,502	170	37.8	4	...	...	...	...	...	...	...	...	...	12	...	...	1	...	...	...	...	...	...	...
						1	...	2	6	...	1	...	1	20	2	2	1	...	1	...	9	4		
						Died per 1,000 of the Average Strength.																		
For the year	4,442	147	33.1	50	11.26	23	...	180	...	23	...	23	...	450	44	44	23	...	23	...	203	90		

CAUSES OF ADMISSIONS.	NUMBER OF ADMISSIONS INTO HOSPITAL IN EACH MONTH.												Total Admitted during the Year.	Admitted per 1,000 of Strength.	Died out of each hundred cases treated.	
	Jan.	Feb.	March.	April.	May.	June.	July.	Aug.	Sept.	Oct.	Nov.	Dec.				
Dengue	...	...	...	...	...	...	...	...	...	...	...	...	...	...	...	...
Cholera	...	...	...	...	...	...	...	...	...	3	...	...	...	...	3	...
Smallpox	...	...	...	...	...	...	...	...	...	...	...	...	...	1	1	...
Enteric Fever	...	...	...	...	...	...	...	...	...	...	...	...	...	...	...	...
Fever, Intermittent	143	65	72	105	71	60	76	100	184	214	133	113	1,336	300.8	...	...
"    Remittent and Continued	1	6	1	6	2	2	1	...	...	5	3	...	26	5.9	23.08	...
Apoplexy	...	...	...	...	...	...	...	...	...	...	...	...	...	...	...	...
Dysentery	12	5	2	3	...	3	6	17	10	5	...	12	98	24.1	...	...
Diarrhoea	7	6	4	19	8	14	13	6	8	7	5	3	100	22.5	...	...
Hepatitis	...	...	...	...	...	1	2	...	...	...	...	...	6	1.3	16.67	...
Spéean Disease	6	3	4	5	...	2	1	2	1	1	2	...	27	6.1	...	...
Respiratory Diseases	21	26	20	26	9	6	9	8	21	11	20	30	207	46.6	8.66	...
Phthisis Pulmonalis	...	...	...	...	...	...	...	1	...	1	...	1	2	...	...	...
Droopy	...	...	...	...	...	...	...	...	...	...	2	1	4	...	...	...
Scurvy	...	...	...	...	2	...	...	2	...	...	1	...	5	...	...	...
Rheumatism	27	9	13	21	13	19	18	9	18	13	13	25	198	44.6	...	...
Veneral Diseases	10	7	5	12	6	5	4	11	12	6	4	6	88	19.8	...	...
Eye Diseases	14	7	13	33	28	17	25	60	87	35	26	17	362	81.5	...	...
Abscess and Ulcer	37	23	19	33	22	28	47	37	51	43	46	37	421	94.8	...	...
Wounds and Accidents...	66	30	36	24	26	25	35	41	71	44	36	32	486	109.4	...	...
All other Causes	25	27	21	16	20	34	52	40	52	33	23	15	374	84.2	...	...
	369	214	210	303	222	217	289	342	519	415	334	321	3,745			
Admitted per 1,000 of the Average Strength in each Month.																
	76.4	45.9	47.3	73.7	53.4	50.3	63.8	76.1	114.2	94.1	75.2	71.3	84.1			

Additions received during the year

Deaths at Head-quarters and in Detachments 59; on furlough 8; on sick leave 15; invalided for discharge 106; otherwise discharged 200

Remaining on the Rolls of the Regiments on 31st December	5,619
--	-------



# NATIVE TROOPS, 1873.

## VIII.

TABLE showing the SICKNESS and MORTALITY among the NATIVE TROOPS, composing the PUNJAB IRREGULAR FORCE during the Year 1873, and the prevalence of the principal Diseases in each Month of the Year.

MONTHS.	Average Strength.	Average Number Daily Sick.	Number Daily Sick per 1,000 of Strength.	Number of Deaths.	Died per 1,000 of Strength.	CAUSES OF DEATHS IN HOSPITAL.																		Died out of Hospital.	
						Cholera.	Smallpox.	Enteric Fever.	Fever, Intermittent.	Fever, Remittent and Continued.	Apoplexy.	Dysentery.	Diarrhoea.	Hepatitis.	Spleen Disease.	Respiratory Diseases.	Heart Diseases.	Phthisis Pulmonalis.	Dropsy.	Scurvy.	Atrophy and Anæmia.	Wounds and Accidents.	All other Causes.		
January	11,329	540	47.7	22	...	...	1	...	1	3	...	...	...	...	1	12	1	...	...	...	...	...	3	...	
February	11,278	477	42.3	17	...	...	...	...	1	5	...	...	...	...	1	9	1	...	...	...	...	...	...	...	
March	10,838	475	43.8	7	...	...	...	...	1	...	...	...	...	1	...	1	...	...	...	...	1	...	3	...	
April	9,837	315	32.0	9	...	...	...	...	...	2	...	...	1	...	...	5	...	1	...	...	...	...	...	...	
May	8,679	244	28.1	5	...	...	...	...	...	...	...	...	...	...	...	...	...	...	...	...	...	...	3	...	
June	9,030	271	30.0	2	...	...	...	...	...	1	...	...	...	...	...	1	...	...	...	...	...	...	...	...	
July	9,268	280	30.2	12	...	...	...	...	1	3	3	1	...	...	...	1	...	...	...	...	...	...	3	...	
August	8,166	376	46.0	7	...	...	...	...	...	1	...	...	...	...	...	1	...	2	...	...	1	1	1	1	
September	9,318	511	54.8	12	...	...	...	...	...	3	1	2	...	...	...	1	1	1	...	...	1	...	2	1	
October	9,234	707	76.6	9	...	...	...	...	...	5	...	...	...	...	...	1	1	...	...	...	1	...	2	1	
November	10,333	729	70.5	13	...	...	...	...	...	5	...	...	...	...	...	1	1	...	...	...	...	...	2	1	
December	11,063	639	57.8	23	...	...	...	...	1	5	1	...	...	...	...	12	...	1	...	...	...	...	2	...	
						...	1	2	7	33	5	4	1	1	1	44	4	5	1	...	3	1	20	5	
Died per 1,000 of the Average Strength.																									
For the year	9,948	464	46.6	138	13.87	...	10	4.22	50	41	10	10	10	10	10	4.42	41	50	10	...	30	10	201	50	

CAUSES OF ADMISSIONS.	NUMBER OF ADMISSIONS INTO HOSPITAL IN EACH MONTH.												Total Admitted during the Year.	Admitted per 1,000 of Strength.	Died out of each hundred cases treated.
	Jan.	Feb.	March.	April.	May.	June.	July.	Aug.	Sept.	Oct.	Nov.	Dec.			
Dengue	...	...	...	...	...	...	...	...	...	...	...	...	...	...	...
Cholera	...	...	...	...	...	...	...	1	...	...	...	...	1	...	...
Smallpox	...	1	...	...	...	...	1	...	...	...	...	1	3	...	...
Enteric Fever	...	...	1	...	...	...	...	...	...	...	...	1	2	...	...
Fever, Intermittent	432	391	328	411	325	332	342	548	1,448	1,857	1,211	795	8,520	89.4	08
" Remittent and Continued	16	29	21	16	6	6	5	6	19	19	15	29	187	18.8	17.65
Apoplexy	...	...	...	...	...	1	1	3	1	2	...	...	8	...	62.50
Dysentery	66	33	35	39	25	44	37	63	156	79	76	68	684	68.8	...
Diarrhoea	66	37	18	34	20	22	45	40	36	20	19	30	387	38.9	47
Hepatitis	...	3	3	2	...	4	4	...	3	...	...	...	21	2.1	476
Spleen Disease	37	22	10	10	3	8	8	13	21	18	24	19	193	19.4	52
Respiratory Diseases	144	111	108	74	26	27	14	20	28	39	44	170	805	80.9	5.47
Phthisis Pulmonalis	6	1	1	3	1	1	1	4	...	3	1	4	26	2.6	19.23
Dropsy	1	...	...	...	...	...	...	...	...	...	...	...	2	...	50.00
Scurvy	3	1	1	...	9	5	1	3	7	2	5	4	42	4.2	...
Rheumatism	74	72	51	52	27	38	44	48	56	44	62	86	654	65.7	...
Veneral Diseases	20	14	17	10	14	17	22	14	13	11	16	18	189	18.9	...
Eye Diseases	9	15	11	28	22	26	42	38	51	29	23	22	316	31.6	...
Abscess and Ulcer	140	79	68	78	106	95	168	209	137	84	133	129	1,417	141.7	...
Wounds and Accidents	131	86	83	131	89	78	134	136	137	169	149	136	1,366	136.6	...
All other Causes	119	119	89	96	90	103	112	88	105	74	98	91	1,184	118.4	...
	1,364	1,008	845	992	760	803	876	1,217	2,189	2,388	1,877	1,605	16,024		
Admitted per 1,000 of the Average Strength in each Month.															
	130.4	89.4	78.0	100.8	87.6	88.9	105.3	132.8	234.9	258.6	181.6	145.1	161.9		

Calculated on a strength of 12,190, the Total Strength absent as well as present, the death-rate of the year is 19.39 per 1,000—the equivalent of 224 deaths.

The Gain and Loss Statement for the Frontier Force for the year is as under:—

Strength borne on the Regimental Rolls on 1st January 1873 ... 12,244  
Additions received during the year ... 1,457

Total ... 13,701

Deaths at Head-quarters and in Detachments 142; died while on furlough and sick leave 82; invalided for discharge 552; transfers given 16; discharged otherwise 608 ... 1,400

Remaining on the Rolls at the close of 1873 ... 12,301



# NATIVE TROOPS, 1873.

## IX.

TABLE showing the SICKNESS and MORTALITY among the NATIVE TROOPS of the REGULAR ARMY and of the PUNJAB FRONTIER FORCE serving TRANS-INDUS during the Year 1873, and the prevalence of the principal Diseases in each Month of the Year.

(This Table contains the entire of the figures shown in the statement for the Punjab Frontier Force, with the exception of the Statistics of Abbottabad, as well as the Statistics of the Regiments of the Regular Native Army serving beyond the Indus already incorporated in the general Statement for the Punjab.)

MONTHS.	Average Strength.	Average Number Daily Sick.	Number Daily Sick per 1,000 of Strength.	Number of Deaths.	Died per 1,000 of Strength.	CAUSES OF DEATHS IN HOSPITAL.																			Died out of Hospital.
						Cholera.	Smallpox.	Enteric Fever.	Fever, Intermittent.	Fever, Remittent and Continued.	Apoplexy.	Dysentery.	Diarrhoea.	Hepatitis.	Spleen Disease.	Respiratory Diseases.	Heart Diseases.	Phthisis Pulmonalis.	Dropsy.	Scurvy.	Atrophy and Anæmia.	Wounds and Accidents.	All other Causes.		
January	14,333	614	42.8	37	...	...	1	...	...	4	...	1	3	...	3	15	2	1	1	...	...	...	3	...	
February	14,361	559	38.9	25	...	...	...	...	...	6	...	...	...	...	...	15	...	...	...	...	...	...	...	...	
March	14,092	540	38.3	10	...	...	...	...	...	1	...	...	1	...	...	4	...	...	...	...	...	...	...	...	
April	12,611	364	28.9	20	...	...	3	...	...	4	...	...	...	...	...	...	...	2	...	...	1	...	...	...	
May	11,345	294	25.7	9	...	...	...	...	...	1	...	...	...	...	...	4	...	...	...	...	...	...	...	...	
June	11,657	332	28.5	3	...	...	...	...	...	...	...	...	...	...	...	...	...	...	...	...	...	...	...	...	
July	12,062	345	28.6	18	...	...	...	...	...	5	3	...	...	...	...	1	1	...	...	...	...	...	...	...	
August	11,996	456	38.0	6	...	...	...	...	...	1	...	...	...	...	...	...	...	...	...	...	...	...	...	...	
September	12,081	692	57.3	15	...	...	...	...	...	...	1	3	...	...	...	...	1	2	...	...	...	1	1	...	
October	11,950	1,108	92.7	14	...	...	...	...	...	6	...	...	...	...	...	1	2	...	...	...	...	...	...	...	
November	13,135	1,204	91.5	24	...	...	...	1	6	5	...	...	1	...	...	6	1	...	...	...	1	...	...	...	
December	13,821	917	66.4	28	...	...	...	2	5	5	1	...	...	...	...	15	...	2	...	...	...	...	...	...	
						...	1	4	14	44	5	6	6	1	4	71	7	6	1	...	6	1	26	6	
Died per 1,000 of the Average Strength.																									
For the year	12,789	619	48.4	209	16.35	...	08	...	485	39	47	47	08	31	5.55	55	47	08	...	47	08	2.03	47	...	

CAUSES OF ADMISSIONS.	NUMBER OF ADMISSIONS INTO HOSPITAL IN EACH MONTH.												Total Admitted during the Year.	Admitted per 1,000 of Strength.	Died out of each hundred cases treated.
	Jan.	Feb.	March.	April.	May.	June.	July.	Aug.	Sept.	Oct.	Nov.	Dec.			
Dysentery	...	...	...	...	...	...	...	...	...	...	...	...	...	...	...
Cholera	...	...	...	...	...	...	...	...	...	...	...	...	...	...	...
Smallpox	...	...	1	...	...	...	1	1	...	...	...	...	1	...	...
Enteric Fever	...	...	...	...	...	...	...	...	...	...	...	...	...	...	...
Fever, Intermittent	624	425	369	407	422	496	473	757	2,519	3,210	2,044	1,224	13,000	1016.5	56.00
Fever, Remittent and Continued	17	30	26	20	17	13	20	9	22	30	32	41	277	21.7	15.88
Apoplexy	...	...	...	...	...	...	...	...	...	...	...	...	...	...	...
Dysentery	95	51	47	49	27	51	39	...	178	116	110	101	954	74.6	71.43
Diarrhoea	66	28	26	54	23	29	65	56	54	36	25	34	496	38.8	83
Hepatitis	...	2	4	1	...	4	4	2	4	2	...	1	24	1.9	4.17
Spleen Disease	38	22	11	12	5	12	9	14	26	20	26	24	219	17.1	18.2
Respiratory Diseases	166	127	135	81	27	36	22	34	36	52	78	200	994	77.7	7.14
Phthisis Pulmonalis	5	...	1	5	1	1	...	3	...	2	...	...	20	1.6	30.00
Dropsy	1	...	...	...	...	...	...	...	...	...	...	...	...	...	...
Scurvy	3	2	1	9	4	2	2	3	5	5	6	7	49	3.8	...
Rheumatism	92	90	60	57	31	46	57	40	62	56	62	92	745	58.3	...
Veneral Diseases	22	15	22	19	23	25	31	18	27	15	22	24	263	20.6	...
Eye Diseases	9	16	15	34	25	37	37	40	54	34	28	23	366	27.8	...
Abscess and Ulcer	152	89	75	87	121	116	213	238	148	104	150	132	1,015	79.3	67
Wounds and Accidents	142	110	93	129	104	101	145	139	142	126	150	151	1,541	120.5	...
All other Causes	136	136	119	124	109	121	154	116	136	88	131	112	1,482	115.9	...
	1,569	1,144	1,001	1,155	941	1,061	1,275	1,550	3,415	3,806	2,879	2,168	22,056		
Admitted per 1,000 of the Average Strength in each Month.															
	109.4	79.7	71.2	91.6	83.9	91.0	105.7	129.2	282.7	325.9	218.9	156.9	1724.6		

# NATIVE TROOPS, 1873.

## X.

COMPARATIVE STATEMENT of the RATIOS of SICKNESS and MORTALITY among the NATIVE TROOPS serving in the various PROVINCES of the BENGAL PRESIDENCY for the Year 1873.

	RATIOS PER 1,000 OF STRENGTH.							
	Bengal Proper and Assam.	Gangetic Provinces.	Rohilkund and Meerut.	Agra and Central India.	Punjab.	Regular Native Army.	Punjab Frontier Force.	Central India Force.
<b>I.—AVERAGE DAILY SICK-RATE OF EACH MONTH.</b>								
January	48.9	40.3	29.9	66.9	28.5	37.7	47.7	34.1
February	47.6	38.3	30.1	67.2	26.1	36.1	42.3	30.0
March	46.3	37.6	23.4	56.0	25.2	34.5	43.8	23.2
April	43.1	40.1	23.8	55.2	24.4	34.3	32.0	28.0
May	50.1	38.3	24.1	55.2	25.0	35.3	28.1	26.2
June	46.2	34.9	23.9	46.8	25.6	33.6	30.0	27.3
July	53.9	35.3	23.6	45.9	23.6	33.8	30.2	28.7
August	57.0	43.1	35.5	54.8	33.6	42.2	41.0	34.3
September	52.8	45.8	49.3	60.6	59.6	54.8	54.8	49.5
October	52.1	42.4	41.5	63.6	68.8	56.8	76.6	44.0
November	52.7	42.4	41.1	55.6	63.4	52.5	70.5	41.4
December	49.2	37.0	34.4	43.5	47.6	42.9	57.8	37.8
AVERAGE OF THE YEAR	50.0	39.6	31.8	56.0	37.7	41.2	46.6	33.1
<b>II.—COMPOSITION OF THE ADMISSION-RATE OF THE YEAR.</b>								
Dengue	2.1	3	2	...	1	5	...	...
Cholera	5.4	2.6	1.0	1.0	1	2.1	1	7
Intermittent Fevers	695.3	361.3	525.6	681.0	811.1	656.5	856.4	309.8
Remittent and Continued Fevers	40.0	5.1	29.2	10.0	18.0	19.2	18.8	5.9
Apoplexy	3	1.4	...	5	1	4	8	2
Dysentery	109.9	68.8	38.7	79.5	65.5	68.4	68.8	22.1
Diarrhoea	58.0	27.5	14.9	29.3	32.3	33.7	38.9	22.5
Hepatitis	4.1	1.7	3.7	2.9	1.9	2.6	2.1	1.3
Spleen Disease	14.0	4.0	11.6	22.1	8.1	10.3	19.4	6.1
Respiratory Diseases	64.3	39.0	36.5	47.6	56.5	51.5	80.9	46.6
Phthisis Pulmonalis	3.7	2.9	1.0	2.6	1.2	2.0	2.6	4
Scurvy	7.3	1.8	6	2.1	2.1	2.7	4.2	1.1
Rheumatism	58.0	91.2	39.8	83.4	56.7	62.9	65.7	44.6
Veneral Diseases	30.2	60.6	28.4	52.1	23.4	33.0	18.7	19.8
Eye Diseases	14.2	33.8	31.0	31.3	26.6	26.2	31.8	81.5
Abscess and Ulcer	88.1	89.0	79.5	117.2	85.5	88.5	142.5	94.8
Wounds and Accidents	90.1	139.6	128.2	164.1	106.0	118.3	139.4	109.4
All other Causes	179.8	87.3	113.5	121.7	91.7	110.7	110.7	83.3
ADMISSION-RATE OF THE YEAR	1455.8	997.9	1074.4	1429.0	1376.9	1289.5	1610.8	843.1
<b>III.—COMPOSITION OF THE DEATH-RATE OF THE YEAR.</b>								
Cholera	2.76	1.20	20	1.05	...	1.12	...	23
Fevers	4.27	1.50	2.55	2.63	3.01	2.91	4.22	1.80
Apoplexy	28	15	...	26	...	10	50	...
Dysentery	1.38	45	30	7.9	1.03	8.9	41	23
Diarrhoea	2.20	30	20	63	1.09	1.02	10	...
Hepatitis	1.4	15	39	...	13	15	10	23
Spleen Disease	1.4	15	39	...	19	21	10	...
Respiratory Diseases	3.44	1.65	1.37	1.05	4.67	3.15	4.42	4.50
Heart Diseases	55	45	39	...	32	38	41	44
Phthisis Pulmonalis	83	1.05	38	79	64	79	50	44
Atrophy and Anæmia	55	...	59	79	45	43	30	23
All other Causes	4.13	2.25	39	1.58	1.92	2.20	2.21	2.26
Wounds and Accidents	...	15	...	26	...	08	10	...
Deaths out of Hospital	41	30	...	26	84	48	50	50
DEATH-RATE OF THE YEAR	21.08	9.75	8.64	10.25	14.35	13.92	13.87	11.26
INCLUDING ABSENT DEATHS	29.18	16.28	10.27	12.03	16.66	17.01	18.38	13.00
<b>DIED OUT OF EACH HUNDRED CASES TREATED.</b>								
<b>IV.—MORTALITY RELATIVE TO THE NUMBER TREATED.</b>								
Cholera	51.28	47.06	20.00	100.00	...	53.01	...	33.33
Intermittent Fevers	16	10	34	27	14	18	08	15
Remittent and Continued Fevers	6.55	11.77	3.88	7.90	8.93	7.69	17.65	23.08
Apoplexy	100.00	11.11	...	59.00	...	26.67	62.50	...
Dysentery and Diarrhoea	2.13	87	1.10	1.45	2.41	1.87	47	51
Hepatitis	3.33	9.09	10.53	...	6.90	5.94	4.76	16.67
Spleen Disease	98	3.70	3.39	1.20	2.36	1.97	52	...
Respiratory Diseases	5.35	4.23	3.76	2.21	8.28	6.13	5.47	9.66
Phthisis Pulmonalis	22.22	36.84	100.00	39.00	55.56	39.24	19.23	100.00
Scurvy	7.55	...	...	...	9.09	6.48	...	...



# NATIVE TROOPS, 1873.

## XI.

TABLE showing the DAILY AVERAGE SICK-RATE of each STATION in each MONTH.

STATIONS.	Average Strength for the period of observation.	DAILY SICK PER 1,000 OF AVERAGE STRENGTH IN EACH MONTH.												Average Daily Sick per 1,000 of Strength during the period of observation.	Ratio for each Province.
		January.	February.	March.	April.	May.	June.	July.	August.	September.	October.	November.	December.		
Fort William	629	51.7	51.7	54.8	49.2	35.5	29.0	59.7	68.3	45.6	46.1	37.0	41.5	47.7	50.0
Alipore	938	39.3	45.4	33.8	32.3	27.6	28.4	50.5	51.8	41.5	47.6	55.6	74.8	49.7	
Dum-Dum	117	27.3	18.2	18.2	18.2	9.3	9.3	9.2	9.1	9.1	...	29.2	14.5	17.1	
Barnackpore	819	58.4	58.3	63.4	46.9	33.5	43.4	49.3	39.2	43.1	37.3	63.5	63.1	48.8	
Berhampore	104	61.1	50.0	41.7	18.9	41.7	29.8	53.2	44.4	130.4	72.9	51.7	34.3	48.1	
Dacca	277	63.1	30.2	32.7	20.4	42.0	58.6	49.6	52.8	41.0	48.0	43.3	32.8	43.3	
Cachar and Out-posts	623	27.8	33.6	32.2	32.3	47.2	55.1	53.5	53.8	52.1	28.7	33.6	26.9	40.1	
Sylhet	111	39.5	45.8	84.0	45.8	61.1	68.7	137.4	145.0	257.1	228.6	100.0	57.1	90.1	
Shillong	664	49.9	52.3	49.1	47.9	50.6	57.1	51.0	40.9	35.2	41.9	47.8	52.7	48.2	
Gowhaty	469	72.2	46.7	53.0	45.2	49.5	54.1	53.6	56.7	50.4	56.8	74.4	45.1	55.4	
Tezpur	206	126.5	129.5	73.6	94.3	97.8	111.1	105.0	87.0	83.7	98.5	129.4	79.6	97.1	
Nowgong	85	23.0	46.5	35.3	11.9	23.8	24.4	24.4	25.0	23.3	46.5	31.9	46.5	35.3	
Debrooghur	739	32.9	33.1	20.0	19.1	32.4	29.3	29.4	44.9	53.4	75.7	38.2	32.4	36.5	
Buxa	632	34.3	55.6	51.2	53.0	117.9	97.6	85.2	110.9	102.4	99.9	87.9	90.6	80.7	
Julpigoree	396	31.7	27.2	73.2	110.1	53.7	39.9	52.1	49.7	34.8	55.4	73.2	125.0	55.6	
Bhangulpore	486	79.1	65.0	48.3	23.6	25.5	33.3	28.9	37.5	35.0	23.3	15.4	17.4	35.0	
Dinapore	658	14.0	15.3	18.0	25.0	31.6	57.1	29.2	35.5	24.6	15.2	29.3	21.7	22.8	
Segowlie (10 months)	287	17.2	9.8	10.2	11.2	4.9	4.1	7.7	7.2	6.8	12.0	...	7.0	7.0	
Bumara	579	68.9	43.8	53.9	63.6	56.8	33.8	33.8	37.6	31.9	28.4	42.9	44.9	44.9	
Chunar	71	14.3	25.0	42.3	28.6	14.3	14.3	42.9	42.9	42.9	42.9	42.9	14.3	28.2	
Gorakhpore	678	68.6	54.6	37.2	57.1	54.8	48.9	41.5	49.8	76.0	62.3	36.6	31.9	51.6	
Fyzabad	759	25.9	40.0	37.5	35.7	32.2	29.6	31.0	34.7	32.6	25.2	28.5	22.9	31.6	
Lucknow	1,494	70.2	56.1	60.4	55.3	51.6	42.8	39.6	48.6	52.1	47.5	46.8	40.2	49.1	
Seetapore	238	33.1	26.7	20.0	20.9	22.2	21.5	21.3	29.8	29.7	26.7	17.6	17.6	25.2	
Fatehghur	128	77.5	69.2	83.3	37.3	32.5	41.9	39.1	38.8	43.5	55.6	47.8	53.0	54.7	
Cannore	871	21.4	27.9	25.8	21.4	19.3	17.8	22.0	25.1	31.4	38.0	31.4	25.4	25.3	
Allahabad	937	36.4	32.4	37.0	45.4	38.3	49.5	55.7	75.2	71.4	71.4	79.9	64.6	54.4	
Nagode	101	66.3	63.4	37.4	10.8	...	21.3	20.8	31.2	62.5	90.0	90.5	77.6	49.5	
Shahjehanpore	214	23.3	29.1	13.6	13.2	14.5	14.5	23.6	28.3	33.7	33.7	51.5	41.2	23.4	
Bareilly	918	26.7	32.5	16.9	15.3	17.1	15.4	16.8	19.1	16.1	25.3	13.0	23.0	19.6	
Moradabad	389	18.6	32.9	21.2	14.3	22.7	27.8	25.7	20.4	28.2	34.2	39.2	19.7	25.7	
Almorah	616	39.4	34.6	39.2	42.8	44.7	38.1	45.2	57.1	53.5	56.4	54.1	40.0	45.5	
Chuckrata	94	55.6	45.5	33.3	20.6	29.8	31.2	41.7	21.1	31.6	31.2	19.4	20.8	31.9	
Deyrah	665	58.4	35.8	27.3	39.2	26.8	25.3	36.2	40.9	29.5	26.2	35.1	68.3	37.6	
Roorkee	617	11.2	18.9	12.9	9.5	13.5	10.0	9.4	18.6	20.2	18.0	16.2	12.7	14.6	
Meerut	929	36.5	44.9	34.2	31.6	26.0	29.1	21.8	64.1	96.7	79.3	78.1	49.6	47.4	
Delhi	653	12.0	7.9	11.8	14.6	23.6	27.3	15.1	32.9	98.4	59.9	39.4	20.6	30.6	
Agra	1,017	153.4	122.6	53.8	60.6	53.5	52.0	45.5	53.9	55.3	59.1	62.6	22.6	60.9	
Morar	1,490	47.2	43.9	54.9	52.2	56.3	38.1	36.3	41.4	54.6	63.4	44.0	20.9	47.3	
Jhansi	641	73.5	117.2	85.4	63.9	74.4	65.4	70.3	83.9	81.5	75.5	63.5	43.2	74.9	
Nowgong	269	44.9	29.1	32.7	40.3	27.9	35.3	29.4	51.9	61.5	90.0	60.2	39.5	44.6	
Seepore, Ulwar, and Sambhur	154	31.8	31.3	31.3	13.4	26.3	15.2	12.9	19.6	39.2	39.2	32.7	13.2	26.0	
Lullatpore	72	27.8	27.8	28.2	27.8	41.7	41.7	27.8	27.8	11.9	54.8	54.8	27.4	27.8	
Deolie (10 months)	204	65.1	45.1	41.0	47.1	66.3	71.4	102.6	111.1	96.0	75.6	...	...	68.6	
Umballa	774	18.5	29.6	29.6	25.9	31.8	21.7	20.5	41.4	65.9	33.8	24.8	21.0	27.1	
Simla (7 months)	382	...	...	...	...	49.7	29.1	37.6	32.6	29.7	28.6	33.0	...	33.1	
Phillour	41	...	...	24.4	...	48.8	73.2	48.8	121.9	170.7	175.0	...	...	48.8	
Loodianah	108	37.0	37.0	37.0	18.5	37.0	27.8	9.3	37.0	101.9	129.6	129.4	18.5	46.3	
Jullundur	555	54.7	42.0	39.4	50.3	50.2	36.7	42.2	81.9	84.0	76.6	56.7	72.5	57.7	
Ferozepore	639	27.3	30.7	32.7	41.7	41.1	45.2	38.5	28.4	46.1	69.1	65.0	73.2	45.4	
Mooltan	1,023	41.7	40.6	32.3	40.5	29.1	32.6	30.6	42.6	148.6	111.5	69.6	56.5	55.7	
Sealkote	903	41.8	34.1	49.4	39.2	25.6	24.7	29.1	31.5	44.9	53.4	43.9	34.7	37.3	
Dharmasalla	628	39.6	36.1	39.7	35.8	42.9	32.9	31.3	45.8	65.1	70.6	53.4	39.4	43.0	
Bukloh	480	26.4	28.1	24.2	26.5	42.2	37.7	19.2	34.4	56.0	34.7	43.3	37.6	33.3	
Umrutur	247	72.6	29.6	17.5	12.9	21.7	26.9	21.2	23.7	57.1	39.1	39.6	39.3	28.3	
Meen Meer	1,225	34.7	28.7	24.6	19.9	24.2	27.8	18.8	51.9	108.3	88.1	56.5	50.9	45.7	
Shikoh	1,452	26.1	23.5	20.3	14.7	17.0	23.4	18.4	27.8	30.9	25.7	24.2	23.6	22.6	
Rawul Pindie	1,618	23.7	17.1	23.6	18.5	14.5	14.5	14.5	18.9	28.6	29.8	32.2	28.5	21.6	
Talagunge	595	59.6	17.5	16.2	11.2	16.3	12.6	14.6	15.0	29.1	32.9	34.5	29.9	21.8	
Attock	143	195.1	146.3	17.1	12.1	6.9	18.0	12.0	18.1	11.4	22.7	57.8	24.4	28.0	
Murree (11 months)	55	41.7	41.7	29.8	10.9	34.5	34.5	17.2	34.5	34.5	34.5	34.5	...	36.4	
Nowshera	810	28.9	21.0	23.5	13.4	11.5	13.0	23.4	19.7	29.2	39.2	79.7	74.5	32.1	
Cherat (5 months)	169	...	...	...	...	17.3	39.1	23.1	24.0	17.8	36.4	...	...	23.7	
Peshawar	3,382	21.8	24.0	29.3	19.6	29.2	25.0	23.7	39.1	62.9	128.5	131.5	78.9	48.8	
CENTRAL INDIA FORCE.															
Ankur	268	14.4	10.2	9.9	12.2	4.0	6.7	16.0	16.1	9.8	8.1	25.6	42.1	14.9	33.1
Goanah	275	27.9	21.1	11.5	22.9	13.9	19.5	18.1	19.9	22.5	14.5	10.3	19.9	18.2	
Sindapore	391	33.7	29.9	33.8	25.6	30.6	33.6	24.2	36.4	29.3	29.3	42.0	55.4	33.2	
Kherwarrah	626	49.1	46.8	32.5	30.1	45.8	33.3	99.4	49.7	67.0	99.9	85.2	78.0	51.2	
Erimposrah	812	19.5	17.1	14.8	15.1	18.8	28.0	27.7	34.4	35.5	21.0	33.3	23.5	24.6	
Doolie	432	47.2	41.3	31.6	56.3	42.0	34.6	48.6	68.2	59.4	49.7	49.7	46.1	46.1	
Schore and Indore	332	33.2	22.2	16.6	16.2	15.9	15.0	14.4	16.7	15.5	29.7	18.0	11.2	18.0	
Ajmere and Beaur	578	49.9	43.0	29.1	35.7	28.8	37.9	49.3	42.1	65.8	55.3	56.6	42.3	46.7	
PUNJAB FRONTIER FORCE.															
Murdan	813	38.5	34.9	46.9	39.3	26.2	30.7	36.3	46.7	61.9	114.5	115.5	96.6	56.6	45.6
Abbottabad	1,435	21.1	16.8	22.9	20.0	20.5	22.9	24.4	27.3	35.0	35.7	33.2	39.5	26.5	
Kohat	2,307	43.7	31.4	30.8	19.8	19.5	20.8	20.7	30.6	55.0	79.2	59.3	37.7	36.8	
Bunoo	1,670	77.7	69.7	56.4	36.3	30.9	28.2	39.8	39.8	55.8	115.1	125.5	89.3	63.4	
Dera Ghazee Khan	1,592	48.3	54.0	53.4	33.0	28.2	29.6	28.6	37.7	54.1	69.8	69.6	42.5	44.6	
Dera Ismael Khan	1,687	47.5	52.2	52.8	47.4	34.5	42.0	42.4	63.9	72.6	67.2	59.4	61.0	53.3	
Rajapore	443	59.4	50.0	56.3	40.0	69.0	58.8	42.9	54.7	69.4	75.9	89.3	89.4	69.9	



# NATIVE TROOPS, 1873.

## XII.

TABLE showing the *RATIO* in which the *CHIEF DISEASES* have contributed to make up the *ADMISSION-RATE* of each *STATION*.

STATIONS.	Average Strength during the period of occupation.	ADMITTED INTO HOSPITAL PER 1,000 OF AVERAGE STRENGTH.											Admitted per 1,000 of Strength during the period of observation.
		Cholera.	Fever.	Dysentery.	Diarrhea.	Hepatitis.	Spleen Disease.	Ophthalmia.	Rheumatism.	Veneral Diseases.	Diseases of the Respiratory Organs.	All other Causes.	
Fort William	629	48	663.0	119.2	89.0	48	48	22.2	85.8	27.0	95.4	410.2	1526.2
Alipore	508	17.1	899.8	217.5	166.6	...	3.2	10.7	42.6	26.6	75.7	364.6	1764.4
Dum-Dum	117	8.5	410.3	153.9	42.7	...	8.5	...	68.4	8.5	94.0	136.8	931.6
Barrackpore	819	1.2	581.2	65.9	78.1	2.4	14.7	6.1	34.2	24.4	39.1	293.1	1140.4
Brinjamore	104	...	1000.0	76.9	38.5	...	9.6	19.2	67.3	38.5	57.7	423.1	1739.8
Dacca	577	14.4	491.0	119.1	28.9	3.6	3.6	83.0	3.6	46.9	3.6	335.8	1133.6
Cachar and Out-posts	623	1.6	828.3	53.0	24.1	1.6	11.2	14.4	69.0	19.3	57.8	267.0	1349.3
Sylhet	111	8.0	1039.0	36.0	45.1	...	...	9.0	72.1	18.0	45.1	405.4	1648.7
Shillong	664	...	885.5	91.9	39.2	12.1	34.6	21.1	81.3	73.8	73.8	629.5	1442.8
Gauhati	469	17.1	498.9	113.0	100.2	4.3	27.7	46.9	38.4	44.8	102.3	464.8	1458.4
Tezpur	206	8.7	1815.5	108.8	38.8	34.0	77.7	43.7	87.4	77.7	199.0	572.8	3043.1
Nowgong	85	...	517.6	79.6	...	...	...	23.5	35.3	82.4	58.8	207.0	988.2
Debraughur	739	2.7	949.9	82.5	47.4	2.7	8.1	4.1	43.3	14.9	48.7	301.8	1506.1
Buxa	632	...	710.4	169.8	39.6	6.3	19.0	11.1	38.0	26.9	38.0	324.3	1373.4
Jalpaigore	396	...	1114.4	94.8	26.1	...	3.3	3.3	62.1	19.6	6.5	222.2	1552.3
Bhangulpore	496	...	251.0	53.5	22.6	...	6.2	6.2	82.3	29.6	49.4	296.3	788.1
Dinapore	658	6.1	177.8	24.3	23.8	4.6	4.6	12.2	30.4	19.7	22.8	208.2	636.5
Segowlie (10 months)	287	...	34.8	17.4	...	...	...	17.4	17.4	7.0	17.4	53.8	167.2
Benares	579	1.7	169.3	25.9	13.8	...	1.7	24.2	31.1	143.4	32.8	228.0	671.9
Chunar	71	...	535.2	70.4	14.1	...	14.1	...	28.2	98.6	28.2	422.5	1211.3
Gorakhpore	678	1.5	761.0	131.3	28.0	...	...	11.8	93.9	98.8	31.0	393.8	1553.1
Fyzabad	739	...	310.9	62.7	63.2	1.3	7.9	29.0	31.3	47.4	48.8	278.0	873.5
Lucknow	1,404	3.6	413.8	59.1	42.7	3.6	6.4	37.0	168.1	53.4	39.9	451.6	1269.2
Sootapore	218	...	264.7	63.0	12.6	...	...	117.7	67.2	33.6	37.8	273.1	869.7
Futteghur	128	...	757.8	117.2	7.8	...	7.8	164.1	179.8	31.2	85.9	453.1	1804.7
Cawnpore	871	1.1	284.1	23.0	11.5	1.1	2.3	26.4	45.9	16.1	31.0	183.7	606.2
Allahabad	907	5.3	421.6	93.9	17.1	1.1	4.3	45.9	168.6	25.8	57.6	421.5	1262.5
Nagode	101	...	633.7	9.9	...	...	...	9.9	128.7	39.6	39.6	396.0	1257.4
Shahjehanpore	214	...	186.9	84.1	...	4.7	...	9.3	32.7	46.7	23.4	271.0	638.8
Bareilly	918	...	153.6	14.2	1.1	1.1	...	35.9	19.6	7.6	40.3	310.5	583.9
Moradabad	389	...	254.5	59.1	30.9	...	15.4	18.0	41.1	38.6	48.8	205.7	712.1
Almorah	616	3.2	376.6	47.1	11.4	...	...	40.6	71.4	107.1	27.6	379.9	1064.9
Chuckrata	94	...	297.8	21.3	21.3	...	31.9	...	85.1	21.3	...	617.0	1095.7
Deyrah	645	3.0	261.7	27.1	16.5	19.5	43.6	63.2	69.2	21.1	16.5	257.1	798.5
Roorkee	617	...	175.1	8.1	8.1	...	1.6	22.7	25.9	9.7	25.9	372.8	649.9
Moorat	929	1.1	1458.6	70.0	21.5	4.3	18.3	31.2	43.0	15.1	68.9	460.7	2192.7
Dehli	853	...	925.0	36.8	27.6	...	4.6	9.2	12.2	16.8	26.0	154.7	1312.9
Agra	1,017	2.9	512.3	82.6	36.4	2.9	13.8	24.6	68.8	24.6	69.0	375.6	1294.5
Moraz	1,490	...	748.6	73.6	12.8	4.1	23.6	30.4	48.0	84.5	39.2	261.5	1326.3
Jhansi	641	1.6	903.8	74.9	12.4	1.6	49.9	32.7	188.8	37.4	48.4	669.1	2107.6
Nowgong	269	...	453.6	29.7	29.7	...	3.7	48.3	96.7	29.7	35.5	624.5	1349.4
Seepree, Ulwar, and Sambhur	154	...	539.0	51.9	19.5	...	...	19.5	58.4	13.0	19.5	305.2	1020.0
Lullupore	72	...	736.1	41.7	...	...	13.9	41.7	97.2	27.8	41.7	513.8	1513.9
Deokee (10 months)	204	...	599.8	39.2	28.4	4.9	4.9	44.1	63.7	58.8	78.5	504.9	1318.6
Umballa	774	1.3	639.5	55.6	28.4	...	2.6	58.1	72.4	18.1	46.5	378.5	1301.0
Simla (7 months)	332	...	234.9	31.1	12.0	...	...	6.0	42.2	15.1	15.1	298.2	650.6
Loodianah	108	...	1453.7	27.8	9.3	...	...	9.2	74.1	18.5	18.5	185.2	1790.3
Jullundar	535	...	765.8	79.3	27.0	3.6	19.8	34.2	225.4	18.0	86.5	500.9	1758.5
Perozepore	639	...	1291.9	29.7	53.2	1.6	4.7	25.0	43.4	6.2	32.9	209.7	1610.3
Mooltan	1,623	...	128.7	45.9	28.4	2.9	9.4	45.9	43.0	24.4	44.0	358.8	1833.8
Sealkote	993	...	311.2	55.4	36.3	3.0	5.0	30.2	103.7	31.2	110.8	408.9	1097.7
Dharmasalla	628	...	603.5	28.7	20.7	1.6	1.6	52.5	94.0	39.8	19.1	304.1	1165.6
Bukloh	480	...	343.8	12.5	10.4	...	8.3	50.0	109.0	33.3	18.8	433.3	1010.4
Unrisitree	247	...	846.2	93.1	16.2	...	29.2	4.0	29.2	24.3	48.6	263.2	1336.0
Meean Meer	1,225	...	1484.9	63.0	26.9	3.3	12.2	15.5	38.4	12.2	82.5	228.6	1996.5
Jhelum	1,437	...	314.3	41.2	20.6	7.7	7.5	23.3	27.5	39.2	40.5	218.3	724.1
Rawal Pindie	1,618	6	218.2	45.7	33.4	...	4.9	12.4	39.5	25.3	26.0	208.3	614.3
Talagunge	595	...	586.6	33.6	23.5	...	8.4	30.3	69.5	18.5	57.1	439.2	1243.7
Attock	143	...	713.3	69.9	83.9	...	7.0	14.0	28.0	7.0	49.0	169.8	1132.9
Murree (11 months)	55	...	254.5	36.4	145.5	...	...	...	18.2	127.3	72.7	381.8	1006.4
Nowshera	810	...	739.9	59.3	8.6	2.5	9.9	25.9	29.6	9.9	33.3	222.2	1132.1
Cherat (6 months)	169	...	213.0	53.2	41.4	...	5.9	17.8	17.8	23.7	23.7	165.6	562.1
Peshawar	3,382	...	1389.1	80.4	44.9	2.7	8.3	22.5	43.2	26.0	73.9	256.1	1947.1
CENTRAL INDIA FORCE.													
Angur	268	...	70.9	33.6	3.7	...	3.7	14.9	7.5	11.2	7.5	129.9	279.9
Goonah	275	...	141.8	25.5	...	14.6	3.6	49.0	...	11.6	3.6	101.8	345.5
Sirdarpore	391	7.7	496.7	28.1	53.7	...	15.3	107.4	56.3	33.2	30.7	378.5	1117.6
Kherwarrah	536	...	534.2	17.1	13.3	1.9	15.2	112.2	62.7	9.5	70.4	673.0	1609.5
Eripoorah	819	...	240.2	17.2	17.2	...	...	96.1	33.3	36.9	30.8	150.4	628.1
Deoloe	740	...	253.9	15.8	10.5	1.3	9.2	97.4	46.1	39.3	100.0	384.2	948.7
Schore and Indore	832	...	351.0	39.7	45.7	...	1.2	33.7	25.2	4.8	18.0	87.7	667.0
Ajmere and Beaur	578	...	318.3	5.2	19.0	...	5.2	114.2	160.3	16.4	67.5	411.8	1051.9
PUNJAB FRONTIER FORCE.													
Murda	813	...	781.0	20.9	65.2	2.5	16.0	70.1	97.2	27.1	95.9	423.1	1599.0
Abbottabad	1,435	...	522.6	41.1	39.7	5.6	7.7	41.8	57.2	16.0	64.1	294.8	1090.6
Kohat	2,397	...	1030.8	68.9	47.2	1.3	15.2	19.1	91.9	13.0	72.0	315.9	1693.5
Bunoo	1,670	...	1180.8	112.6	47.9	6	12.6	29.4	49.7	11.4	83.2	382.0	1910.2
Dera Ghazee Khan	1,592	6	846.7	66.6	24.5	2.5	17.0	36.4	56.5	17.0	94.9	477.4	1640.1
Dera Ismael Khan	1,687	...	803.2	87.1	24.3	1.8	49.2	22.5	56.9	33.8	85.4	513.3	1677.5
Rajapore	443	...	611.7	18.1	18.1	...	6.8	22.5	31.6	18.1	79.0	599.9	1491.8



# NATIVE TROOPS, 1873.

## XIII.

TABLE showing the MORTALITY in each STATION, the CAUSES of DEATHS, and the RATIO of DEATHS to STRENGTH.

STATIONS.	Average Strength for the period of observation.	CAUSES OF DEATHS IN REGIMENTAL HOSPITALS.																		TOTAL DEATHS.		DIED PER 1,000 OF AVERAGE STRENGTH.					
		Cholera.	Smallpox.	Enteric Fever.	Fever, Intermittent.	Fever, Remittent and Continued.	Apoplexy.	Dysentery.	Diarrhea.	Hepatitis.	Spleen Disease.	Respiratory Diseases.	Heart Diseases.	Phthisis Pulmonalis.	Dropsy.	Scoury.	Atrophy and Anæmia.	Wounds and Accidents.	All other Causes.	Dead out of Hospital.	Of men present with their Regiments.	Of men absent from their Regiments.	A.			B.	
																							With their Regiments.				B.
																							a.	b.	c.		
Troops marching in Bengal and N. W. Provinces	...	11	...	...	1	3	...	1	2	...	...	4	...	...	...	...	...	...	...	...	22	...	...	...	...	...	
Fort William	629	4	...	...	1	1	...	1	...	...	...	3	...	...	...	...	2	...	1	...	11	...	636	1173	1749	...	
Alipore	938	2	...	1	1	3	...	1	...	...	...	1	...	...	...	...	...	...	...	14	...	746	746	1492	...		
Dum-Dum	117	1	...	...	...	...	...	...	...	...	...	1	...	...	...	...	...	...	...	3	...	855	1709	2564	...		
Barrackpore	819	1	...	...	1	3	1	...	1	...	...	3	...	...	...	...	2	...	1	...	15	...	1222	1709	1831	...	
Berhampore	104	...	...	...	...	...	1	...	...	...	...	...	...	...	...	...	...	...	...	3	...	2885	2885	2885	...		
Dacca	277	1	...	...	...	...	...	...	...	...	...	...	...	...	...	...	...	...	1	...	2	...	361	361	722	...	
Chittagong (5 months)	134	...	...	...	1	...	...	1	...	...	...	...	...	...	...	...	...	...	...	2	...	...	...	...	...	...	
Cachar and Out-posts	623	1	...	...	...	1	...	3	1	...	...	2	1	...	...	...	...	...	2	...	11	...	169	1666	1766	...	
Sylhet	111	...	...	...	...	...	...	...	...	...	...	...	1	...	...	...	...	...	...	1	...	...	901	901	...	...	
Shillong	664	...	1	...	...	...	...	1	2	1	...	3	3	2	...	...	...	...	1	15	...	2259	2259	2259	...	...	
Gowhaty	469	3	...	3	...	...	...	2	1	...	1	3	...	1	...	...	...	...	...	14	...	649	2345	2985	...	...	
Terapore	266	1	1	1	1	1	...	...	...	...	1	1	...	1	...	...	...	...	...	6	...	485	5427	2912	...	...	
Nowgong	85	...	...	...	...	...	...	...	...	...	...	...	...	...	...	...	...	...	...	...	...	...	...	...	...	...	
Dibrooghur and Upper Assam	739	1	...	...	...	2	...	2	...	...	...	1	...	...	...	...	...	...	1	8	...	135	948	1083	...	...	
Buxa	632	...	5	...	...	6	...	...	10	...	...	6	...	1	2	2	...	...	...	42	...	...	6646	6646	6646	...	
Julpigoree	306	...	...	...	3	...	...	1	...	...	...	...	...	...	...	...	...	...	...	5	...	...	1034	1034	1034	...	
Bhaugulpore	486	...	...	...	...	...	...	...	...	...	...	...	...	...	...	...	...	...	...	1	...	...	206	206	...	...	
	7,290	20	7	4	8	19	2	10	16	1	1	25	4	6	2	4	4	...	...	17	3	153	276	1832	2108	...	
Disapore	658	2	1	...	...	...	...	...	...	...	...	...	...	...	...	...	...	...	...	3	...	304	152	456	...	...	
Segowlie (10 months)	287	...	...	...	...	...	...	...	...	...	...	...	2	2	...	...	...	...	...	2	8	...	...	1382	1382	...	
Benares	579	...	...	1	...	1	...	...	...	...	...	...	...	...	...	...	...	...	...	...	...	...	...	...	...	...	
Chunar	71	...	...	...	...	...	...	...	...	...	...	...	...	...	...	...	...	...	...	...	...	...	...	...	...	...	
Geruckpore	678	1	...	...	...	1	1	...	1	...	...	1	...	1	...	...	...	...	...	6	...	147	738	885	...	...	
Fyzabad	759	...	...	...	1	...	...	3	...	1	1	...	1	...	...	...	...	...	...	8	...	...	1054	1054	...	...	
Lucknow	1,404	3	5	...	2	...	...	1	...	...	...	3	...	2	...	...	...	1	1	18	...	214	1068	1282	...	...	
Seetapore	238	...	...	...	...	...	...	...	...	...	...	...	...	...	...	...	...	...	...	...	...	...	...	...	...	...	
Futteghur	128	...	...	...	...	...	...	...	...	...	...	...	...	...	...	...	...	...	...	...	...	...	...	...	...	...	
Cawnpore	871	...	3	1	1	1	...	...	1	...	...	2	1	...	...	...	...	...	3	12	...	...	1378	1378	...	...	
Allahabad	937	2	1	...	...	...	...	...	...	...	...	4	1	...	...	...	...	...	...	9	...	213	748	961	...	...	
Nagode	101	...	...	...	1	...	...	...	...	...	...	...	...	...	...	...	...	...	...	1	...	...	999	999	...	...	
	6,664	8	11	2	4	4	1	3	2	1	1	11	3	7	...	...	...	...	...	45	...	129	855	975	...	...	
Shahjehanpore	214	...	...	...	...	...	...	...	...	...	...	...	...	...	...	...	...	...	...	1	...	...	467	467	...	...	
Bareilly	918	...	...	...	...	...	...	...	...	...	...	1	...	...	...	...	...	...	...	3	...	...	327	327	...	...	
Moradabad	389	...	...	...	1	...	...	...	...	...	...	1	1	...	...	...	...	...	...	3	...	...	771	771	...	...	
Almorah	616	...	...	...	1	...	1	...	...	...	...	1	1	...	...	...	...	...	...	5	...	...	812	812	...	...	
Chakrata	94	...	...	...	...	...	...	...	...	...	...	...	...	...	...	...	...	...	...	...	...	...	...	...	...	...	
Deyrah	665	...	...	2	1	...	1	...	2	2	1	...	4	...	...	...	...	...	...	15	...	159	2106	2256	...	...	
Borkee	617	...	...	...	1	...	...	...	...	...	...	1	...	...	...	...	...	...	...	3	...	...	486	486	...	...	
Meerut	929	...	1	5	1	...	...	1	...	...	...	3	...	...	...	...	...	...	...	9	...	...	969	969	...	...	
Delhi	653	...	...	1	...	...	...	...	...	...	...	...	...	1	...	...	...	...	...	5	...	...	766	766	...	...	
	5,695	1	1	...	9	4	...	2	1	2	2	7	3	5	...	...	3	...	...	44	...	20	844	864	...	...	
Agra	1,017	3	2	...	6	2	1	1	1	...	1	2	...	...	...	2	1	...	1	23	...	295	1967	2262	...	...	
Morar	1,490	...	1	...	1	1	1	1	...	...	...	2	...	...	...	...	...	...	...	8	...	...	541	541	...	...	
Jhansi	641	1	...	...	...	...	...	...	...	...	...	...	...	...	...	...	1	...	2	...	5	...	156	624	780	...	
Nowgong	269	...	...	...	...	...	...	...	...	...	...	...	...	...	...	...	...	...	...	1	...	...	372	372	...	...	
Seepree, Ulwar, and Sambhur	154	...	...	...	...	...	...	...	...	...	...	...	...	...	...	...	...	...	...	...	...	...	...	...	...	...	
Lullutpore	72	...	...	...	...	...	1	...	...	...	...	...	...	...	...	...	...	...	...	...	...	...	1389	1389	...	...	
Deoloe (10 months)	294	...	...	...	...	...	...	...	...	...	...	...	...	1	...	...	...	...	...	1	...	...	490	490	...	...	
	3,693	4	3	...	7	3	1	3	2	...	1	4	...	3	...	...	3	1	3	1	39	...	105	920	1025	...	
Umhalia	774	...	...	...	2	...	1	1	...	...	...	2	...	1	2	...	...	...	...	10	...	...	1292	1292	...	...	
Simsa (7 months)	332	...	...	...	...	...	...	...	...	...	...	1	...	...	...	...	...	...	...	1	...	...	301	301	...	...	
Phillour	41	...	...	1	...	...	...	...	...	...	...	...	...	...	...	...	...	...	...	1	...	...	2439	2439	...	...	
Loodianah	108	...	...	...	...	...	...	...	...	...	...	...	...	...	...	...	...	...	...	...	...	...	...	...	...	...	
Jullundar	555	...	...	...	3	...	...	2	...	...	...	2	...	1	1	...	...	...	...	3	12	...	2162	2162	...	...	
Perozapore	639	...	...	...	...	1	1	...	...	...	...	1	...	...	...	...	...	...	...	3	...	...	469	469	...	...	
Mooltan	1,623	...	...	2	2	2	2	...	1	...	...	3	1	...	...	...	...	...	...	4	15	...	1496	1496	...	...	
Sealkote	503	...	...	...	1	...	1	2	1	...	...	8	...	1	...	...	...	...	...	1	16	...	1611	1611	...	...	
Dhurmialla	628	...	...	3	...	2	...	...	...	...	...	...	3	...	2	...	...	...	...	2	13	...	2070	2070	...	...	
Bakloh	490	...	...	...	...	...	...	...	...	...	...	1	...	...	...	...	...	...	...	1	...	...	208	208	...	...	
Umritour	247	...	...	...	1	...	1	...	...	...	...	1	...	...	...	...	...	...	...	1	4	...	1619	1619	...	...	
Meen Meer	1,225	...	...	2	1	...	2	...	...	...	...	2	...	...	...	...	...	...	...	2	15	...	1225	1225	...	...	
Jhelum	1,457	...	...	1	...	1	...	...	...	...	...	2	...	...	...	...	...	...	...	3	8	...	549	549	...	...	
Rawal Pindoe	1,618	...	...	3	...	1	5	...	...	...	...	2	...	1	...	1	1	1	1	16	...	...	939	939	...	...	
Tallagunge	395	...	...	1	...	...	...	...	...	...	...	1	...	...	...	...	...	...	...	1	4	...	672	672	...	...	
Attock	143	...	...	...	...	...	...	...	...	...	...	...	...	...	...	...	...	...	...	3	...	...	2				



# NATIVE TROOPS, 1873.

## XIV.

TABLE showing the PREVALENCE of CHOLERA in each MONTH and the DISTRIBUTION of the DISEASE by STATIONS and PROVINCES.

STATIONS.	Average Strength during the period of occupation.	NUMBER OF ADMISSIONS INTO HOSPITAL IN EACH MONTH.												Total Admissions of the Year.	Admission-rate per 1,000 of Strength for each Province.	Total Deaths of the Year.	Death-rate per 1,000 of Strength for each Province.
		Jan.	Feb.	Mar.	April.	May.	June.	July.	Aug.	Sept.	Oct.	Nov.	Dec.				
Troops marching in Bengal and N. W. Provinces			6		10									16		11	
Fort William	629	1		1										3		4	
Alipore	938			9	7									16		7	
Dum-Dum	117					1								1		1	
Barrackpore	819									1				1		1	
Berhampore	144																
Dacca	277			1	1	1	1							4		1	
Cachar and Out-posts	623			1										1		1	
Sylhet	111							1							54		276
Shillong	664																
Gowhaty	469				2	1	1	4						8		3	
Tezpur	296					2								2		1	
Nowgong	85																
Debonghur	739				1			1								1	
Buxa	632													2			
Julpigoree	394																
Bhangulpore	486																
Dinapore	658					1	1	1	1					4		2	
Segowlie (10 months)	267																
Benares	679							1						1			
Chunar	71																
Gorakhpore	678				1									1		1	
Fyzabad	759																
Lucknow	1,604								1			4		5	26	3	120
Seetapore	238																
Futteghur	128																
Cawnpore	871																
Allahabad	937								2	3	1			5		2	
Nagode	101																
Shahjehanpore	214																
Bareilly	918																
Moradabad	389																
Almorah	616							1						2			
Chuckrata	94														10		20
Deyrah	665										2			2		1	
Roorkie	617																
Meerut	929			1										1			
Delhi	653																
Agra	1,017						1			1	1			3		3	
Morar	1,480																
Jhansi	641							1						1		1	
Nowgong	269														10		105
Seepree, Ulwar, and Sambhur	154																
Lullutpore	72																
Deoloe (10 months)	204																
Umalla	774										1			1			
Simla (7 months)	312																
Phillour	41																
Loodianah	108																
Jullundur	535																
Ferozapore	639																
Mooltan	1,023																
Sealkote	960																
Dharmalla	628																
Bukleh	480														1		
Umritsar	247																
Meeran Meer	1,225																
Jhelum	1,457																
Rawal Pindoe	1,618				1									1			
Tallaganee	895																
Attock	183																
Merree (11 months)	55																
Nowshera	810																
Cherat (6 months)	169																
Peshawar	3,382																
Troops on march, Punjab																	
<b>TOTAL</b>	<b>39,304</b>	<b>1</b>	<b>6</b>	<b>13</b>	<b>24</b>	<b>6</b>	<b>4</b>	<b>10</b>	<b>4</b>	<b>6</b>	<b>9</b>			<b>83</b>	<b>21</b>	<b>44</b>	<b>112</b>
<b>CENTRAL INDIA FORCE.</b>																	
Angur	268																
Goondah	275																
Sirdarpore	391									3				3		1	
Kherwarrah	526																
Erisporeah	812																
Deoloe	760																
Schore and Indore	832																
Ajmere and Beasr	678																
<b>TOTAL</b>	<b>4,442</b>									<b>3</b>				<b>3</b>		<b>1</b>	
<b>PUNJAB FRONTIER FORCE.</b>																	
Murdan	813																
Abbottabad	1,585																
Kohat	2,307																
Banneo	1,670																
Dera Ghazee Khan	1,592									1				1			
Dera Ismael Khan	1,687																
Rajampore	443																
<b>TOTAL</b>	<b>9,948</b>								<b>1</b>					<b>1</b>			



# NATIVE TROOPS, 1873.

## XV.

TABLE showing the PREVALENCE of FEVER in each MONTH, and the DISTRIBUTION of FEVERS by STATIONS and PROVINCES.

STATIONS AND AVERAGE STRENGTH DURING THE PERIOD OF OCCUPATION.	NUMBER OF ADMISSIONS INTO HOSPITAL IN EACH MONTH.												Total Admissions of the Year.	Admission-rate per 1,000 of Strength.	Admission-rate for each Province.	Total Deaths of the Year.	Death-rate for each Province.
	Jan.	Feb.	Mar.	April.	May.	June.	July.	Aug.	Sept.	Oct.	Nov.	Dec.					
Fort William	629	54	29	14	11	5	26	83	49	42	39	35	30	417	663.0	1	1
Alipore	928	47	46	26	25	32	81	99	83	90	77	109	129	844	899.8	5	5
Dum-Dum	117	7	1	5	2	...	2	1	5	4	9	10	...	48	410.3	1	1
Barrackpore	819	22	23	17	38	24	48	48	29	66	43	38	80	476	581.2	4	4
Berhampore	104	23	6	1	4	5	...	5	6	35	8	4	7	104	1000.0	...	...
Dacca	277	6	7	9	11	10	14	14	18	14	10	9	...	136	491.0	...	...
Cachar and Out-posts	623	11	27	14	32	47	64	105	58	63	27	42	28	516	828.3	1	1
Sylhet	111	2	5	6	11	11	31	16	9	8	3	4	...	112	1009.0	...	...
Shillong	664	11	18	25	36	27	22	42	21	15	9	17	13	256	385.5	...	...
Gowhaty	469	26	8	11	7	10	12	34	32	24	23	29	18	234	498.9	3	3
Tezpur	206	10	5	19	28	31	31	48	30	46	45	63	27	374	1813.5	2	2
Nongong	85	1	2	1	2	4	4	5	6	3	8	5	3	44	517.6	...	...
Debrooghar	739	27	17	15	14	28	29	85	110	141	133	69	43	702	949.9	2	2
Bura	632	41	39	27	46	104	44	39	36	37	17	12	16	449	719.4	8	8
Jalpigoree	396	15	12	43	48	25	17	35	15	29	44	58	...	341	1027.1	3	3
Bhargulpore	486	18	17	11	2	8	10	11	16	14	7	2	6	122	251.0	...	...
Chittagong (5 months)	134	21	6	22	55	66	...	...	...	...	...	...	...	170	1268.7	...	...
MONTHLY PERCENTAGE OF THE TOTAL	6.4	4.9	4.8	6.9	8.1	7.7	12.8	9.8	11.9	9.5	9.3	7.9	...	100.0	...	...	...
Dinapore	658	4	7	3	11	7	12	16	19	11	5	16	6	117	177.8	...	...
Segeville (10 months)	287	...	...	...	2	...	...	1	...	2	5	...	...	10	34.8	...	...
Benares	579	8	...	12	15	7	6	10	1	7	8	10	5	98	169.3	2	2
Chunar	71	1	1	2	1	...	...	10	2	5	3	8	5	38	535.2	...	...
Gorakhpore	678	61	20	21	83	40	24	37	46	98	55	22	9	516	761.0	1	1
Fyzabad	739	11	44	28	26	17	4	33	13	24	10	19	7	230	319.9	1	1
Lucknow	1,604	24	21	25	40	35	17	79	63	100	62	67	48	581	413.8	2	2
Seetapore	238	1	6	5	16	6	...	3	8	2	6	7	3	63	264.7	...	...
Futteeahgur	128	9	2	16	7	3	3	10	9	15	12	6	5	97	757.8	...	...
Cawnpore	871	24	16	7	14	7	6	11	9	45	51	25	15	230	264.1	2	2
Allahabad	937	16	13	31	24	17	34	27	36	67	64	36	30	395	421.6	1	1
Nagode	101	6	3	...	1	...	1	3	5	15	11	13	6	64	613.7	...	...
MONTHLY PERCENTAGE OF THE TOTAL	6.8	5.8	6.1	9.8	5.7	4.8	9.8	8.6	16.0	12.0	8.9	5.7	...	100.0	...	...	...
Shahjehanpore	214	3	...	...	1	3	1	3	4	10	7	6	2	40	186.9	...	...
Bareilly	918	10	6	10	11	7	12	8	16	24	28	4	5	141	133.6	...	...
Moradabad	389	5	4	3	3	1	2	2	9	49	10	16	6	99	254.5	1	1
Almorah	616	5	7	7	18	14	20	30	28	27	24	22	22	232	370.6	...	...
Chunakrata	94	2	2	4	3	3	3	2	6	6	2	...	...	28	297.8	...	...
Deyrah	665	19	5	4	8	9	14	29	28	17	10	11	20	174	261.7	3	3
Roorkee	617	5	6	1	9	8	1	5	6	33	19	8	7	108	175.1	...	...
Meerut	929	28	13	10	33	31	25	28	213	475	203	191	105	1,355	1458.6	6	6
Delhi	653	9	7	8	19	48	21	22	77	233	91	44	15	604	925.0	1	1
MONTHLY PERCENTAGE OF THE TOTAL	3.0	1.8	1.6	3.8	4.5	3.9	4.7	13.8	31.1	11.3	10.9	6.6	...	100.0	...	...	...
Agra	1,917	56	39	45	79	35	37	21	51	47	59	21	37	521	512.3	8	8
Morar	1,480	129	77	85	161	67	55	45	68	152	184	70	24	1,108	748.6	2	2
Jhansi	641	35	10	16	35	23	13	19	31	155	128	114	58	637	993.8	...	...
Nongong	269	4	2	4	2	4	4	3	17	31	30	13	8	122	453.6	...	...
Seepore, Ulwar, &c.	154	7	3	7	4	13	4	4	14	13	11	3	...	83	539.0	...	...
Lullatpore	72	5	3	2	3	...	1	1	5	5	17	6	5	53	736.1	...	...
Deolce (10 months)	294	8	16	3	8	8	6	11	12	28	4	...	...	104	509.8	...	...
MONTHLY PERCENTAGE OF THE TOTAL	8.9	5.4	6.2	11.1	5.7	4.6	4.1	7.5	16.4	16.5	8.6	5.0	...	100.0	...	...	...
Umballa	774	15	11	9	45	32	22	30	68	150	69	20	18	495	639.5	2	2
Simla (7 months)	332	...	...	...	9	32	9	19	6	7	...	3	...	87	278.0	...	...
Phillour	41	...	...	...	7	9	8	4	3	25	18	...	...	94	229.7	...	...
Loodianah	108	2	...	...	1	3	1	4	22	66	33	27	1	157	153.7	...	...
Jullundur	555	30	10	17	62	25	17	27	60	63	41	32	41	425	765.8	3	3
Ferozepore	639	31	23	26	49	36	44	59	53	122	105	92	137	708	1201.9	...	...
Mooltan	1,023	58	32	18	31	43	64	35	117	488	235	81	55	1,257	1228.7	4	4
Sadkote	993	18	10	33	37	8	10	19	29	46	46	34	19	309	311.2	1	1
Dharmatalla	628	12	6	4	21	52	20	27	39	85	59	37	26	379	603.5	3	3
Bukloh	489	7	11	7	16	28	18	11	11	20	16	11	9	165	333.8	...	...
Umritsur	247	5	8	8	8	20	8	9	31	54	30	18	10	269	846.2	1	1
Meeran Meer	1,225	70	38	38	58	48	63	42	268	480	385	176	135	1,819	1484.9	3	3
Jhelum	1,457	21	19	20	19	15	16	21	71	105	79	49	23	458	314.3	1	1
Rawal Pindoe	1,618	14	26	5	12	14	20	17	49	98	55	21	22	353	218.2	3	3
Tallagunge	595	6	10	10	11	6	9	29	16	73	88	73	19	349	586.6	1	1
Attock	143	5	1	7	6	1	5	2	9	6	18	38	4	102	589.0	...	...
Murree (11 months)	55	...	...	...	1	1	3	...	...	1	3	2	...	14	254.5	...	...
Nowshera	810	55	21	14	12	15	15	34	17	61	55	180	113	592	739.9	2	2
Cherat (6 months)	169	...	...	...	...	2	3	3	12	1	15	...	...	36	213.0	...	...
Peshawar and Out-posts	3,382	87	64	60	98	124	158	159	251	1,139	1,396	752	410	4,698	1389.1	29	29
MONTHLY PERCENTAGE OF THE TOTAL	3.4	2.3	2.2	3.9	4.1	4.2	4.3	8.9	24.1	21.5	12.9	8.2	...	100.0	...	...	...
MONTHLY PERCENTAGE OF THE TOTAL FOR THE PRESIDENCY	4.9	3.5	3.5	5.7	5.2	4.9	6.5	9.4	29.7	16.8	11.4	7.5	...	100.0	...	...	...
Augur	268	1	...	1	1	...	1	4	1	3	2	5	...	19	70.9	...	...
Goonah	275	6	2	3	2	...	6	1	2	6	7	3	...	39	141.8	...	...
Sirdarpore	391	21	3	13	20	14	15	11	12	8	12	11	19	159	406.7	...	...
Kherwarrah	526	23	25	25	21	15	8	9	18	42	51	32	12	281	534.2	1	1
Eriapoorah	812	23	3	5	16	9	6	8	15	29	29	29	23	195	240.2	...	...
Deolce	769	14	5	13	16	7	10	12	18	42	28	9	19	103	253.9	...	...
Sebare and Indore	832	39	13	9	18	15	11	20	23	50	55	33	26	292	351.0	...	...
Ajnere and Bazar	578	17	20	4	17	12	6	14	8	26	34	17	9	184	318.3	1	1
MONTHLY PERCENTAGE OF THE TOTAL	10.6	5.2	5.4	8.1	5.4	4.6	5.6	7.3	13.5	16.1	9.9	8.3	...	100.0	...	...	...
Mardan	813	25	19	39	56	15	27	29	40	94	133	110	66	635	781.0	1	1
Abottabad	1,435	49	59	38	47	33	35	41	68	127	102	79	81	759	532.0	2	2
Kohat	2,307	94	63	53	64	65	71	97	225	555	623	379	189	2,378	1009.8	13	13
Bannoo	1,670	139	106	69	63	54	59	59	59	226	646	359	212	1,972	1189.8	10	10
Dera Ghazee Khan	1,492	91	96	91	103	73	73	54	52	215	222	207	88	1,348	846.7	6	6
Dera Ismael Khan	1,687	145	84	59	77	78	63	63	92	237	211	143	124	1,355	893.2	10	10
Rajapore	443	14	3	10	17	29	20	13	18	23	39	50	35	271	611.7	...	...
MONTHLY PERCENTAGE OF THE TOTAL	6.3	4.8	4.0	4.9	3.8	3.9	4.9	6.4	16.8	21.5	11.1	9.5	...	100.0	...	...	...



ABSTRACT of the RETURNS showing the ADMISSIONS,  
(The Statistics in this Table must not be regarded as showing with

1.—REGIMENTS of BENGAL														
REGIMENT AND STATION OF 1873.			Date of Arrival from Station previously occupied.		REGIMENTAL STRENGTH.		Admission-rate of 1873 per 1,000 of the Average Strength.		INVALIDED		DIED		LOSS PER 1,000	
					Number borne on the Rolls.	Average Strength present during 1873.			To their homes for change of air.	For Discharge.	With the Regiment.	Absent from the Regiment.	By Invaliding for Discharge.	By Deaths.
1	37th Native Infantry, Fort William	...	November 1872, from Bhaugulpore	686	620	1548.4	19	5	11	3	7.29	29.41		
2	28th Native Infantry, Alipore	...	January 1873, from Ferozepore	606	618	1928.8	11	27	6	1	38.79	10.06		
3	Body-Guard, Ballygunge	...	.....	86	67	2030.0	3	...	1	...	...	11.63		
4	16th Native Infantry, Barrackpore	...	February 1872, from Cawnpore	667	623	1759.2	14	44	16	6	65.97	32.98		
5	{ 27th Native Infantry, Barrackpore (Detachment of 110 men at Dum-Dum) }	...	April 1872, from Bareilly	655	587	814.3	30	34	10	9	51.91	29.01		
6	16th Native Infantry, Wing, Dacca	...	{ March 1872, from Shahjehanpore and Moradabad }	342	276	1141.3	*	*	3	*	*	*		
7	3rd Native Infantry, Cachar and Out-posts	...	November 1872, from Meerut	676	621	1322.1	...	10	11	8	14.79	28.11		
8	44th Native Infantry, Shillong and Out-posts	...	.....	864	773	1490.0	12	16	15	3†	18.52	29.83		
9	{ 43rd Native Infantry, Gowhatry (Detachments at Tezpur and Nowgong) }	...	.....	879	814	1785.0	7	9	22	4	10.24	29.58		
10	42nd Native Infantry, Upper Assam	...	.....	921	775	1446.5	...	33	8	5	35.83	14.11		
11	38th Native Infantry, Buxa	...	March 1873, from Fyzabad	697	637	1373.6	79	...	45	5	...	71.74		
12	16th Native Infantry, Head-Quarters, Julpigoree	...	{ March 1872, from Shahjehanpore and Moradabad }	371	325	1686.1	55	9	5	8*	12.62*	22.44*		
13	{ 4th Native Infantry, Bhaugulpore (Detachment of 104 men at Berhampore) }	...	December 1872, from Cachar	671	586	909.8	24	48	4	6	71.53	14.90		
REGIMENTS OF BENGAL PROPER AND ASSAM				8,211	7,322	1461.6	254	235	157	58	25.62	26.18		
2.—REGIMENTS of BEHAR, BENARES,														
1	2nd Native Infantry, Dinapore	...	April 1872, from Julpigoree	709	645	547.3	11	19	3	...	26.80	4.23		
2	{ 4th Bengal Cavalry, Segowlie (Detachments at Goruckpore and Benares) }	...	December 1869, from Bareilly	445	389	347.0	7	16	2	1	35.95	6.74		
3	{ 13th Native Infantry, Benares (with Detachment of 70 men at Chunar) }	...	November 1872, from Fort William	698	618	734.6	11	5	8	8	7.16	22.92		
4	1st Native Infantry, Goruckpore	...	November 1872, from Agra	684	618	1610.0	32	29	4	3	42.40	10.23		
5	8th Native Infantry, Fyzabad	...	January 1873, from Alipore	685	618	1106.8	18	4	9	9	5.84	26.28		
6	19th Bengal Cavalry, Lucknow	...	February 1873, from Mooltan	466	390	1259.4	4	6	1	1	12.88	4.29		
7	9th Native Infantry, Lucknow	...	January 1870, from Barrackpore...	701	652	1294.5	26	20	14	7	28.53	29.96		
8	41st Native Infantry, Lucknow	...	May 1873, from Buxa	609	626	1160.3	22	5	18	6	7.15	34.34		
9	{ 7th Bengal Cavalry, Seetapore (with Detachment of 139 men at Fyzabad) }	...	{ April 1872, from Nowgong and Nagode }	455	392	783.2	5	9	...	1	19.78	2.20		
10	{ 1st Bengal Cavalry, Cawnpore (Detachment of 133 men at Barrackpore) }	...	February 1872, from Morar	456	391	813.3	12	20	5	3	43.86	17.55		
11	33rd Native Infantry, Cawnpore	...	February 1872, from Meean Meer...	694	627	510.4	7	57	9	3	82.13	17.29		
12	19th Bengal Cavalry, Allahabad	...	March 1873, from Meean Meer	445	352	1329.5	5	6	...	3	13.49	6.75		
13	33rd Native Infantry, Allahabad	...	November 1870, from Morar	704	641	1193.4	9	46	9	3	65.34	17.05		
REGIMENTS OF BEHAR, BENARES, OUDE, AND CAWNPORE				7,841	6,989	954.0	171	242	82	48	30.86	16.58		

\* Regiment as a body.

† Eighteen recruits died while on the march to join this Regiment—13 from smallpox, 2 from cholera, and 3 from other causes.



# TROOPS, 1873.

## VI.

DEATHS, and INVALIDING of each REGIMENT for the Year.  
(accuracy the relation to Locality of the Sickness and Mortality of Regiments.)

PROPER, BHOOTAN, and ASSAM.																														
CAUSES OF ADMISSIONS INTO HOSPITAL, AND OF DEATHS IN HOSPITAL DURING THE YEAR.																														
Total Admissions into Hospital, and Deaths in Hospital during the year.			Cholera.	Dengue.	Fever.	Veneral Affections.	Rheumatism.	Scurvy.	Anæmia and Debility.	Dropsy.	Phthisis Pulmonalis.	Apoplexy and Stroke.	Neuralgic Affections.	Eye Diseases.	Heart Disease.	Bronchitis and Asthma.	Pneumonia and Pleurisy.	Dysentery and Diarrhoea.	Spleen Disease.	Hepatitis.	Diseases of the Digestive System.	Diseases of the Urinary System.	Diseases of the Generative System.	Scabies and Skin Diseases.	Guinea-worm.	Abscess and Ulcer.	Injuries.	Foot-rot.	All other Causes.	
1	{	Admitted ... 960	3	6	417	20	42	27	19	...	3	...	8	14	...	56	4	131	3	3	18	3	10	11	...	42	44	19	57	
	{	Died ... 11	4	...	1	...	...	...	...	...	...	...	...	...	...	...	...	...	...	...	...	...	...	...	...	...	...	...	...	
2	{	Admitted ... 1,192	9	...	616	14	23	2	4	...	3	...	4	8	...	44	5	222	2	...	19	1	5	19	1	95	31	6	50	
	{	Died ... 6	4	...	1	...	...	...	...	...	...	...	...	...	...	...	...	...	...	...	...	...	...	...	...	...	...	...	...	
3	{	Admitted ... 136	...	...	80	...	4	...	...	...	...	...	3	1	...	4	2	8	1	...	5	...	1	2	...	10	13	...	2	
	{	Died ... 1	...	...	1	...	...	...	...	...	...	...	...	...	...	...	...	...	...	...	...	...	...	...	...	...	...	...	...	
4	{	Admitted ... 1,696	7	1	637	16	24	2	49	1	2	...	2	3	1	24	5	158	5	...	12	1	5	26	7	36	26	20	26	
	{	Died ... 16	3	...	6	...	1	...	...	...	1	...	...	...	...	1	...	...	...	...	...	...	...	...	...	...	...	...	...	
5	{	Admitted ... 478	1	...	294	11	21	...	27	2	...	...	2	3	...	27	10	65	11	2	10	...	2	14	1	29	19	17	7	
	{	Died ... 10	1	...	3	...	...	...	...	...	...	...	...	...	...	2	3	...	...	...	...	...	...	...	...	...	...	...	...	
6	{	Admitted ... 315	4	1	136	2	21	...	29	...	...	...	2	2	...	11	2	42	1	1	25	1	3	4	1	9	13	3	11	
	{	Died ... 3	1	...	...	...	...	...	...	...	...	...	...	...	...	...	...	...	...	...	...	...	...	...	...	...	...	...	...	
7	{	Admitted ... 821	1	...	508	12	33	...	23	...	1	...	10	9	1	23	12	47	6	2	13	...	2	31	...	26	44	5	12	
	{	Died ... 11	1	...	...	...	...	...	...	...	...	...	...	...	...	1	...	4	...	...	...	...	...	...	...	...	...	...	...	
8	{	Admitted ... 1,144	1	...	358	62	55	3	88	1	6	...	3	14	2	40	11	98	23	9	41	...	4	31	...	93	102	29	70	
	{	Died ... 15	...	...	1	...	...	...	...	...	3	...	...	...	...	...	...	3	...	...	...	...	...	...	...	...	...	...	...	
9	{	Admitted ... 1,453	11	...	678	43	33	2	27	...	7	...	9	35	1	83	12	144	31	10	25	2	6	39	...	117	61	36	41	
	{	Died ... 22	4	...	5	...	...	...	...	...	...	...	...	...	...	...	...	3	1	...	...	...	...	...	...	...	...	...	...	
10	{	Admitted ... 1,121	2	...	705	11	32	...	8	...	...	...	3	3	...	33	3	69	6	2	12	...	4	35	...	64	67	9	23	
	{	Died ... 8	1	...	2	...	...	...	...	...	...	...	...	...	...	...	1	2	...	...	...	...	...	...	...	...	...	...	...	
11	{	Admitted ... 875	6	...	497	26	15	14	3	5	1	...	3	6	1	10	6	174	12	3	9	...	3	8	...	61	26	1	75	
	{	Died ... 45	5	...	10	3	...	2	...	...	2	1	...	...	...	...	4	8	...	...	...	...	...	...	...	3	1	...	6	
12	{	Admitted ... 548	...	...	402	9	29	...	12	...	2	...	2	1	...	1	2	40	1	...	18	1	...	5	...	13	9	1	9	
	{	Died ... 5	...	...	3	...	...	...	...	...	...	...	...	...	...	...	...	1	...	...	...	1	...	...	...	...	...	...	...	
13	{	Admitted ... 563	...	2	226	16	44	...	7	...	1	2	2	5	...	12	17	49	5	...	8	1	8	24	...	47	20	40	27	
	{	Died ... 4	...	...	...	...	...	...	...	...	...	1	...	...	...	...	...	...	...	...	...	...	...	...	...	...	...	...	...	
	{	Admitted ... 10,702	45	10	5,374	242	367	52	287	9	26	2	53	104	6	368	91	1,277	167	32	215	10	53	249	10	633	475	186	419	
	{	Died ... 157	24	...	34	3	...	4	...	2	6	2	...	...	4	3	23	24	1	1	...	1	...	...	...	4	4	...	13	
OUDE, and CAWNPORE.																														
1	{	Admitted ... 353	3	1	117	15	19	2	5	...	1	...	2	8	1	12	3	34	2	3	5	...	3	19	...	64	17	7	13	
	{	Died ... 3	2	...	...	...	...	...	...	...	...	...	...	...	...	...	...	...	...	...	...	...	...	...	...	...	...	...	...	
2	{	Admitted ... 135	...	...	63	7	10	...	...	...	...	1	...	7	...	4	4	9	...	...	...	...	...	...	...	1	6	18	...	5
	{	Died ... 2	...	...	...	...	...	...	...	...	...	1	...	...	...	...	...	1	...	...	...	...	...	...	...	...	...	...	...	
3	{	Admitted ... 476	1	...	136	91	14	...	12	...	4	3	1	14	4	20	1	39	2	1	4	1	5	37	2	35	24	22	12	
	{	Died ... 8	...	...	2	...	...	...	...	...	2	...	...	...	...	...	...	...	...	...	...	...	...	...	...	...	...	...	...	
4	{	Admitted ... 965	1	...	471	65	64	...	17	...	5	...	2	7	...	11	6	106	...	...	7	...	5	26	...	59	43	73	27	
	{	Died ... 4	1	...	1	...	...	...	...	...	1	...	...	...	...	...	...	1	...	...	...	...	...	...	...	...	...	...	...	
5	{	Admitted ... 684	...	...	270	1	26	26	...	2	...	1	...	4	21	...	41	6	110	6	...	16	...	4	13	...	41	36	52	9
	{	Died ... 9	...	...	1	...	...	...	...	...	1	...	...	...	...	...	...	3	1	...	...	...	...	...	...	...	...	...	...	
6	{	Admitted ... 490	...	...	125	24	12	...	...	...	1	...	11	21	...	10	6	23	2	1	13	1	2	14	...	61	125	17	11	
	{	Died ... 1	...	...	...	...	...	...	...	...	...	...	...	...	...	...	...	...	...	...	...	...	...	...	...	...	...	...	...	
7	{	Admitted ... 844	...	...	298	28	168	...	...	...	3	1	5	8	...	11	6	70	1	2	13	...	1	29	...	58	165	...	27	
	{	Died ... 14	...	...	2	...	...	...	...	...	2	...	...	...	...	...	...	3	...	...	...	...	...	...	...	...	...	...	...	
8	{	Admitted ... 732	15	...	289	21	23	1	6	...	...	1	5	14	...	29	9	149	1	2	8	...	3	12	...	55	30	33	26	
	{	Died ... 18	9	...	1	...	...	...	...	...	...	...	...	...	...	2	2	3	...	...	...	...	...	...	...	...	...	...	...	
9	{	Admitted ... 307	...	...	84	13	19	...	1	...	1	...	3	33	...	10	3	30	1	1	3	...	6	7	...	32	52	4	4	
	{	Died ...	...	...	...	...	...	...	...	...	...	...	...	...	...	...	...	...	...	...	...	...	...	...	...	...	...	...	...	
10	{	Admitted ... 318	2	...	131	19	24	2	1	...	...	...	3	7	...	4	4	14	...	...	3	1	2	16	2	33	50	...	...	
	{	Died ... 5	1	...	...	...	...	...	...	...	...	...	...	...	...	...	1	...	...	...	...	...	...	...	...	...	...	...	...	
11	{	Admitted ... 320	...	...	154	11	17	1	2	...	1	2	3	19	...	15	6	29	2	1	1	...	...	3	...	39	13	...	10	
	{	Died ... 9	...	...	2	...	...	...	...	...	...	...	...	...	...	...	...	1	...	...	...	...	...	...	...	...	...	...	...	
12	{	Admitted ... 468	3	...	143	17	28	...	29	...	1	...	6	13	...	18	3	43	1	1	6	...	2	4	9	41	81	19	9	
	{	Died ...	...	...	...	...	...	...	...	...	...	...	...	...	...	...	...	...	...	...	...	...	...	...	...	...	...	...	...	
13	{	Admitted ... 765	2	1	266	8	114	7	9	...	4	...	6	29	...	29	6	68	2	...	15	1	1	7	...	61	50	55	24	
	{	Died ... 9	2	...	1	...	...	...	...	...	1	...	...	...	...	...	...	...	...	...	...	...	...	...	...	...	...	...	...	
	{	Admitted ... 6,877	27	2	2,547	336	538	13	75	1	21	8	51	211	5	214	63	795	29	12	94	4	34	187	14	582	653	252	177	
	{	Died ... 82	15	...	19	...	...	...	...	...	7	1	...	...	3	4	10	10	1	1	...	...	...	...	...	2	3	...	15	



## 3.—REGIMENTS of ROHILCUND

REGIMENT AND STATION OF 1873.	Date of Arrival from Station previously occupied.	REGIMENTAL STRENGTH.		per 1,000 of the Average Strength.	INVALIDED		DIED		LOSS PER 1,000	
		Number borne on the Rolls.	Average Strength present during 1873.		To their homes for change of air.	For Discharge.	With the Regiment.	Absent from the Regiment.	By Invaliding for Discharge.	By Deaths.
1 45th Native Infantry, Wing, Shahjehanpore ...	February 1872, from Mooltan ...	700	246	670.7	19	76	1	...	108.57	571
2 45th Native Infantry, Wing, Moradabad ...			350	782.8			3	...		
3 { 2nd Bengal Cavalry, Bareilly (with Detach- ment of 50 men at Moradabad) ... }	February 1870, from Deolee and Jhansi ...	431	387	681.5	5	14	...	1	32.26	2.30
4 11th Native Infantry, Bareilly ...	February 1872, from Dum-Dum ...	704	631	510.3	...	26	3	1	36.93	5.68
5 { 3rd Goorkhas, Almorah (with Detachments at Poteraghar and Nynce Tal) ... }	.....	703	615	1086.7	31	21	5	...	29.87	7.11
6 2nd Goorkhas, Deyrah ...	.....	710	609	864.0	11	6	15	1	8.45	22.51
7 { Sappers and Miners, Roorkee (with Detach- ments at Rawul Pindie, Peshawur, and Chukrata) ... }	.....	1,138	1,003	927.2	20	46	11	6	40.42	14.94
8 { 8th Bengal Cavalry, Meerut (with Detachments at Delhi and Agra) ... }	February 1870, from Segowlie ...	447	395	1554.4	3	43	4	...	96.10	8.95
9 5th Native Infantry, Meerut ...	November 1872, from Benares ...	702	642	2412.8	10	26	5	2	37.04	9.97
10 20th Native Infantry, Delhi ...	January 1872, from Tallagunge ...	691	691	1123.1	7	37	5	1	53.54	8.68
REGIMENTS OF ROHILCUND AND MEERUT ...		6,229	5,539	1086.7	106	295	52	12	47.36	10.27

## 4.—REGIMENTS of AGRA

1 { 18th Native Infantry, Agra (with Detachment of 125 men at Potebghar) ... }	December 1872, from Goruckpore ...	699	642	1617.1	14	39	10	4	55.79	20.03
2 36th Native Infantry, Agra ...	March 1873, from Peshawur ...	695	630	927.0	11	5	16	3	7.19	27.34
3 6th Bengal Cavalry, Morar ...	February 1872, from Cawnpore ...	457	357	991.6	19	19	1	...	41.58	2.19
4 6th Native Infantry, Morar ...	January 1870, from Julpigoree ...	670	605	1362.0	30	15	4	1	22.39	7.46
5 34th Native Infantry, Morar ...	November 1870, from Lucknow ...	693	615	1622.8	42	78	4	2	112.55	8.66
6 { 39th Native Infantry, Jhansi (with Detach- ments at Lullitpore and Seepree) ... }	December 1869, from Lucknow ...	699	620	2031.6	8	56	4	2	80.11	8.58
7 { 3rd Bengal Cavalry, Nowgong (with Detach- ment of 101 men at Nagode) ... }	March 1872, from Jhelum ...	449	369	1330.6	2	40	2	1	89.09	6.68
8 { 14th Bengal Cavalry, Deolee (with Detach- ment of 110 men at Jhansi and 45 men at Sambhur) ... }	December 1869, from Meerut ...	461	407	1697.8	7	12	3	1	26.03	8.68
REGIMENTS OF AGRA AND CENTRAL INDIA ...		4,823	4,235	1672.5	133	264	44	14	54.74	12.03

## 5.—REGIMENTS of

1 { 15th Bengal Cavalry, Umballa (with Detach- ment of 69 men at Jullundur) ... }	April 1873, from Peshawur ...	457	395	589.9	10	5	5	3	10.94	17.51
2 32nd Native Infantry, Umballa ...	February 1872, from Raneehet ...	696	611	1679.2	11	47	9	4	68.51	18.95
3 { 7th Native Infantry, Jullundur (with 150 men at Ludianah and Phillour) ... }	March 1872, from Lucknow ...	698	653	1960.2	13	27	12	2	38.68	20.06
4 40th Native Infantry, Ferozepore ...	December 1872, from Agra ...	713	690	1639.7	15	4	3	2	5.61	7.01
5 13th Bengal Cavalry, Mooltan ...	January 1873, from Lucknow ...	455	380	2370.2	10	8	5	...	17.58	10.99
6 31st Native Infantry, Mooltan ...	November 1871, from Nowshera ...	704	628	1522.3	1	44	10	2	62.50	17.05
7 17th Bengal Cavalry, Sealkote ...	March 1872, from Seetapore ...	454	373	1571.0	21	17	2	...	37.44	4.41
8 14th Native Infantry, Sealkote ...	February 1873, from Peshawur ...	693	618	813.9	23	18	14	9	25.97	23.19
9 { 1st Goorkhas, Dhurmsalla (with Detachment at Kangra) ... }	.....	698	624	1173.1	4	34	13	3	48.71	22.92
10 { 4th Goorkhas, Bukloh (with Detachment of 154 men at Simla for the season) ... }	.....	678	595	981.5	8	34	1	2*	50.15	4.42
11 11th Bengal Cavalry, Meer Meer ...	December 1872, from Allahabad ...	463	357	2288.5	1	14	...	2	30.24	4.32
12 24th Native Infantry, Meer Meer ...	November 1870, from Rawul Pindie ...	699	576	1661.9	5	105	11	7	150.21	25.75
13 17th Native Infantry, Wing, Meer Meer ...	February 1872, from Delhi ...	706	393	2033.1	12	17	12	4	24.08	28.33
14 17th Native Infantry, Wing, Umritsar ...			252	1309.5			4			
15 5th Bengal Cavalry, Jhelum ...	December 1871, from Nowshera ...	453	404	455.4	2	22	5	...	48.56	11.04
16 22nd Native Infantry, Jhelum ...	April 1872, from Dacca ...	684	617	900.3	4	47	2	3	68.71	7.31
17 23rd Native Infantry, Jhelum ...	February 1873, from Hazara ...	682	614	569.6	7	37	1	1	54.25	2.93

\* Excluding 5 recruits who died before joining.



## and MEERUT.

		CAUSES OF ADMISSIONS INTO HOSPITAL AND OF DEATHS IN HOSPITAL DURING THE YEAR.																												
Total Admissions into Hospital, and Deaths in Hospital during the Year.		Cholera.	Dysent.	Fever.	Venereal Affec- tions.	Rheumatism.	Scurvy.	Anemia and De- bility.	Dropsy.	Trichina Pulmon- alis.	Apoplexy and Stroke.	Neuralgic Affec- tions.	Eye Disease.	Heart Disease.	Bronchitis and Asthma.	Pneumonia and Pleurisy.	Dysentery and Diarrhoea.	Spleen Disease.	Hepatitis.	Diseases of the Digestive System.	Diseases of the Urinary System.	Diseases of the Generative System.	Scabies and Skin Diseases.	Guinea-worm.	Abscess and Ulcer.	Injuries.	Footsore.	All other Causes.		
1	{ Admitted ... 165 Died ... 1	...	...	45	16	6	...	3	...	...	...	1	3	...	7	...	20	...	1	5	...	3	5	...	21	11	11	7		
2	{ Admitted ... 274 Died ... 3	...	...	90	15	10	...	...	...	1	...	2	6	...	14	5	35	0	...	3	...	1	10	...	48	7	2	10		
3	{ Admitted ... 256 Died ... 1	...	...	77	2	3	...	2	...	...	1	1	29	...	4	...	9	...	...	2	...	2	3	1	39	76	1	4		
4	{ Admitted ... 322 Died ... 3	...	...	76	5	10	...	11	...	2	...	3	7	...	32	1	7	...	1	...	2	1	2	5	...	47	27	63	20	
5	{ Admitted ... 656 Died ... 5	2	...	232	63	46	...	19	...	...	1	...	25	1	13	4	36	...	...	30	...	15	10	...	41	32	13	70		
6	{ Admitted ... 578 Died ... 15	2	1	174	14	40	3	...	...	3	...	6	42	...	5	6	29	29	13	32	...	3	4	...	32	57	72	12		
7	{ Admitted ... 930 Died ... 11	...	...	343	28	39	...	30	...	2	...	8	23	...	28	16	54	4	2	27	2	3	27	2	69	126	73	21		
8	{ Admitted ... 614 Died ... 4	...	...	379	5	26	...	2	...	...	...	2	16	...	17	3	34	3	3	6	2	...	2	3	38	62	1	10		
9	{ Admitted ... 1,549 Died ... 5	1	1	1,060	10	8	1	90	...	...	...	7	15	...	39	2	54	13	1	15	...	2	14	3	53	29	90	30		
10	{ Admitted ... 675 Died ... 5	...	...	563	11	5	...	4	...	...	...	...	5	...	11	6	38	3	...	8	...	...	9	8	38	11	12	3		
	{ Admitted ... 6,919 Died ... 32	5	1	3,918	169	193	1	4	151	4	...	8	2	39	171	1	170	43	316	24	21	130	5	31	89	17	429	429	338	190

## and CENTRAL INDIA.

1	{ Admitted ... 1,922 Died ... 10	1	...	458	17	53	...	21	...	2	3	22	43	...	26	4	61	9	2	13	4	4	19	...	68	61	69	62
2	{ Admitted ... 581 Died ... 16	2	...	229	17	18	...	29	...	1	4	6	...	...	25	22	93	6	1	7	...	...	8	5	73	16	15	16
3	{ Admitted ... 354 Died ... 1	...	...	143	28	12	...	3	...	1	...	7	7	...	16	2	18	5	3	5	...	...	4	...	33	63	2	2
4	{ Admitted ... 824 Died ... 4	...	...	446	64	21	...	3	...	...	...	12	...	...	6	6	46	25	1	1	...	5	18	1	68	25	63	13
5	{ Admitted ... 998 Died ... 4	...	...	597	59	6	5	45	...	5	...	29	28	1	27	10	73	12	2	6	...	5	9	...	38	38	...	22
6	{ Admitted ... 1,272 Died ... 4	1	...	617	18	110	1	40	...	...	...	8	21	...	30	6	43	29	1	31	...	13	22	2	89	64	93	33
7	{ Admitted ... 491 Died ... 2	...	...	186	14	28	...	3	...	2	...	10	14	...	10	3	17	1	...	18	...	2	15	...	54	105	3	6
8	{ Admitted ... 601 Died ... 3	...	...	248	20	28	1	13	...	1	...	8	12	...	29	6	60	3	1	25	...	9	10	9	68	90	10	9
	{ Admitted ... 6,236 Died ... 44	4	...	2,934	228	276	7	148	...	11	4	88	143	1	169	59	411	90	11	106	4	38	105	17	491	462	255	163

## the PUNJAB.

1	{ Admitted ... 233 Died ... 5	...	...	71	3	16	...	1	...	...	...	3	16	...	7	7	24	3	...	4	...	3	12	4	29	23	1	6
2	{ Admitted ... 1,926 Died ... 9	1	...	501	17	55	...	5	3	1	...	3	33	...	30	4	63	...	1	53	...	2	10	...	72	159	23	19
3	{ Admitted ... 1,780 Died ... 12	...	...	669	14	124	2	11	1	4	...	6	18	...	44	9	67	21	6	30	...	5	14	...	93	39	93	10
4	{ Admitted ... 1,929 Died ... 3	...	...	768	5	29	1	...	...	...	...	16	...	...	17	4	54	3	1	11	1	2	4	...	51	41	10	10
5	{ Admitted ... 922 Died ... 5	...	...	678	6	9	1	...	...	...	...	1	30	...	18	2	24	3	1	15	2	6	14	...	48	58	1	5
6	{ Admitted ... 956 Died ... 10	...	...	579	19	25	2	15	...	1	...	10	17	1	21	4	53	7	1	20	...	2	19	4	63	48	30	11
7	{ Admitted ... 586 Died ... 2	...	...	181	8	58	4	5	...	...	1	6	16	...	32	17	34	...	4	61	...	2	4	1	47	91	...	14
8	{ Admitted ... 503 Died ... 14	...	...	127	22	38	1	8	1	...	1	3	14	...	29	32	57	5	...	15	2	3	17	2	58	16	41	11
9	{ Admitted ... 732 Died ... 13	...	...	379	39	51	3	10	2	4	...	8	33	...	11	...	31	1	1	14	4	7	6	...	37	57	27	16
10	{ Admitted ... 584 Died ... 1	...	...	211	30	53	...	5	...	...	...	2	24	4	7	4	15	4	...	11	...	1	4	...	49	107	25	37
11	{ Admitted ... 817 Died ... 1	...	...	676	4	11	...	...	...	...	...	3	9	...	17	1	42	2	...	4	...	1	2	...	24	16	...	5
12	{ Admitted ... 959 Died ... 11	...	...	707	10	12	...	2	3	1	...	...	10	...	25	18	34	...	2	7	1	...	15	1	96	8	3	6
13	{ Admitted ... 799 Died ... 12	...	...	639	2	21	...	3	...	...	...	3	1	...	28	37	45	14	2	10	...	1	2	...	37	18	32	4
14	{ Admitted ... 330 Died ... 4	...	...	209	5	4	...	...	...	...	...	1	1	...	10	3	27	5	...	5	...	2	3	1	23	13	12	6
15	{ Admitted ... 184 Died ... 5	...	...	92	3	1	1	1	...	...	...	3	4	...	12	...	10	...	...	2	...	3	...	...	13	38	...	1
16	{ Admitted ... 611 Died ... 2	...	...	251	27	22	...	11	...	1	...	1	12	...	39	7	51	8	...	17	1	...	18	...	77	27	29	21
17	{ Admitted ... 362 Died ... 1	...	...	149	20	7	...	7	...	...	...	2	23	...	10	2	54	3	1	9	1	2	1	...	29	22	14	6



5.—REGIMENTS of											
REGIMENT AND STATION OF 1873.		Date of Arrival from Station previously occupied.	REGIMENTAL STRENGTH.		Admission rate of 1873 per 1,000 of the Average Strength.	INVALIDED.		DIED.		Loss per 1,000.	
			Number borne on the Rolls.	Average Strength present during 1873.		To their homes for change of air.	For Discharge.	With the Regiment.	Absent from the Regiment.	By Invaliding for Discharge.	By Deaths.
18	9th Bengal Cavalry, Rawulpindee	November 1870, from Meen Meer	441	363	818.2	10	23	3	...	52.15	6.80
19	14th Native Infantry, Rawulpindee	April 1872, from Jullundur	692	612	531.7	5	15	10	1	21.67	15.89
20	25th Native Infantry, Rawulpindee	April 1870, from Peshawur	672	603	769.5	2	62	6	2	92.26	11.90
21	19th Native Infantry, Tallagunge	November 1871, from Peshawur	672	605	1239.7	3	81	4	...	120.54	5.95
22	10th Bengal Cavalry, Nowshera*	November 1871, from Sealkote	449	365	1268.5	13	29	2	1	64.59	6.63
23	30th Native Infantry, Nowshera*	October 1871, from Jhelum	694	600	1166.7	...	43	4	3	61.96	10.09
24	12th Bengal Cavalry, Peshawur*	December 1872, from Umballa	447	345	2085.7	9	32	7	...	71.59	15.68
25	16th Bengal Cavalry, Peshawur*	October 1870, from Rawulpindee	452	409	559.1	...	11	12	3	24.31	33.19
26	12th Native Infantry, Peshawur*	February 1873, from Sealkote	707	628	2632.9	48	16	9	4	22.63	18.39
27	21st Native Infantry, Peshawur*	November 1870, from Meen Meer	696	618	1009.7	12	74	22	6	106.32	40.23
28	26th Native Infantry, Peshawur*	November 1871, from Umballa	698	539	2128.3	17	61	16	6	88.68	31.98
29	29th Native Infantry, Peshawur*	February 1873, from Jhelum	695	618	2770.2	17	97	8	5	139.57	18.71
REGIMENTS OF THE PUNJAB			17,228	15,063	1400.0	288	1,024	212	75	59.44	16.66
REGULAR NATIVE ARMY OF THE PRESIDENCY			44,332	39,148	1300.7	952	2,060	547	207	46.47	17.01

6.—REGIMENTS of											
1	Guide Corps, Mardan	Stationary	1,102	767	1694.9	17	34	6	5	30.85	9.98
2	Hazara Mountain Train, Abbottabad	February 1873, from Kohat	166	132	1484.8	2	5	1	...	30.12	6.02
3	4th Punjab Infantry, Abbottabad	December 1871, from Kohat	733	690	1105.0	8	34	2	4	46.39	8.19
4	5th Goorkhas, Abbottabad	Stationary	721	620	1106.5	3	22	7	6	30.31	18.03
5	4th Garrison Company, Kohat	Stationary	70	68	1672.4	1	11	1	1	157.14	28.57
6	Peshawur Mountain Train, Kohat	February 1873, from Abbottabad	167	140	2357.1	5	4	1	...	23.95	5.90
7	1st Punjab Cavalry, Kohat	November 1871, from Bannoo	480	375	1005.3	8	11	4	6	27.92	20.83
8	2nd Sikhs, Kohat	December 1871, from Bannoo	734	611	1748.0	19	57	11	4	77.68	29.44
9	4th Sikhs, Kohat	February 1872, from Bannoo	723	585	1815.4	19	69	11	6	95.43	23.51
10	3rd Punjab Infantry, Kohat	December 1871, from Abbottabad	729	598	1585.3	10	39	6	5	53.50	15.09
11	2nd Punjab Cavalry, Bannoo (Edwardesabad)	{ January 1872, from Dera Ismael Khan }	400	369	2111.1	10	5	7	3	10.20	20.41
12	3 Field Battery, Bannoo	{ January 1872, from Dera Ismael Khan }	100	82	3109.8	5	13	2	1	130.00	30.00
13	1st Sikhs, Bannoo	{ February 1872, from Dera Ismael Khan }	735	594	1749.2	53	31	13	4	42.18	23.13
14	1st Punjab Infantry, Bannoo	December 1871, from Kohat	726	600	1814.4	19	26	14	9	35.81	31.68
15	3rd Punjab Cavalry, Dera Ghazee Khan	January 1872, from Rajanpore	488	390	1699.8	10	23	5	1	47.13	12.30
16	2nd Punjab Infantry, Dera Ghazee Khan	January 1872, from Kohat	732	619	1783.4	11	36	6	5	49.18	15.03
17	5th Punjab Infantry, Dera Ghazee Khan	{ March 1872, from Dera Ismael Khan }	725	613	1700.0	5	38	9	4	52.41	17.93
18	2 Field Battery, Dera Ismael Khan	January 1872, from Bannoo	108	90	2200.0	...	4	...	1	37.04	9.26
19	5th Punjab Cavalry, Dera Ismael Khan	{ February 1872, from Dera Ghazee Khan }	480	395	1958.6	8	16	5	2	32.72	14.32
20	3rd Sikhs, Dera Ismael Khan	{ February 1872, from Dera Ghazee Khan }	732	616	1582.8	8	32	11	8	43.71	26.96

\* These Regiments furnished Detachments  
† Of these, 22 were



## the PUNJAB—(continued).

CAUSES OF ADMISSIONS INTO HOSPITAL AND OF DEATHS IN HOSPITAL DURING THE YEAR.																													
Total Admissions into Hospital, and Deaths in Hospital during the Year.			Cholera.	Dengue.	Fever.	Veneral Affections.	Rheumatism.	Scorvy.	Anemia and Debility.	Dropsy.	Pulvis Pulmonalis.	Apoplexy and Senility.	Neuralgic Affections.	Eye Diseases.	Heart Disease.	Bronchitis and Asthma.	Pneumonia and Pleurisy.	Dysentery and Diarrhea.	Spleen Disease.	Hepatitis.	Diseases of the Digestive System.	Diseases of the Urinary System.	Diseases of the Generative System.	Scabies and Skin Diseases.	Guinea-worm.	Abscess and Ulcer.	Injuries.	Foot sore.	All other Causes.
18	{ Admitted ... 297 Died ... 3	1 ... 118 10 14 3 1 ... 2 11 ... 6 2 23 ... 10 ... 4 1 33 52 ... 6																											
19	{ Admitted ... 326 Died ... 10	... 147 21 4 1 3 4 2 ... 5 ... 9 1 7 46 1 5 ... 4 ... 3 13 ... 27 10 11 4																											
20	{ Admitted ... 464 Died ... 6	... 157 12 38 1 7 ... 4 4 ... 18 1 2 65 4 ... 16 ... 4 18 2 43 30 22 17																											
21	{ Admitted ... 750 Died ... 4	... 356 13 32 2 15 1 ... 1 ... 1 17 2 28 5 34 5 ... 43 ... 8 ... 58 49 57 24																											
22	{ Admitted ... 463 Died ... 2	... 299 4 6 ... 6 ... 1 ... 1 6 ... 15 ... 28 3 1 10 ... 2 1 31 43 3 4																											
23	{ Admitted ... 700 Died ... 4	... 498 1 7 11 1 9 ... 1 ... 5 15 ... 12 3 42 5 1 13 1 1 6 1 33 8 24 3																											
24	{ Admitted ... 803 Died ... 7	... 509 3 14 2 4 ... 1 ... 1 18 ... 17 8 42 3 ... 13 ... 2 7 ... 27 36 2 5																											
25	{ Admitted ... 225 Died ... 12	... 122 1 8 1 2 ... 1 ... 6 1 17 14 18 1 ... 1 2 ... 7 22 1 ...																											
26	{ Admitted ... 1,606 Died ... 9	... 1,454 20 21 2 15 ... 1 ... 9 2 1 15 3 45 1 ... 7 ... 1 6 1 18 26 11 9																											
27	{ Admitted ... 624 Died ... 22	... 324 12 8 4 29 ... 3 ... 3 18 1 33 11 54 9 1 4 1 ... 11 ... 65 16 10 10																											
28	{ Admitted ... 1,145 Died ... 16	... 605 27 20 2 29 ... 1 ... 10 12 1 54 32 121 2 15 3 31 ... 5 19 2 71 17 39 29																											
29	{ Admitted ... 1,712 Died ... 8	... 1,277 20 31 ... 9 ... 1 ... 13 15 ... 22 13 124 1 1 3 31 4 1 17 2 51 1 28 22 27 1																											
	{ Admitted ... 21,088 Died ... 212	2 1 12,743 375 743 34 211 6 14 6 18 10 2 104 406 11 5 592 251 4 1,327 130 3 29 476 19 1 60 258 23 1,901 4 1,089 543 326 13																											
	{ Admitted ... 50,922 Died ... 547	83 14 26,636 1350 2117 110 872 24 84 31 18 326 1035 24 1504 507 4,037 405 105 1,021 42 216 888 81 3,436 11 23 1,004 1,275 52																											

## the PUNJAB FRONTIER FORCE.

1	{ Admitted ... 1,300 Died ... 6	...	...	635	23	76	...	9	...	...	...	5	57	...	69	8	70	13	2	47	1	8	36	1	68	109	35	28
2	{ Admitted ... 196 Died ... 1	...	...	63	2	9	3	...	...	...	...	1	3	5	1	5	17	2	...	7	1	...	5	1	19	40	4	4
3	{ Admitted ... 663 Died ... 2	...	...	390	8	32	1	3	...	...	...	7	21	...	21	12	45	2	...	33	...	...	7	3	49	15	18	6
4	{ Admitted ... 686 Died ... 7	...	...	300	11	28	1	1	...	9	...	6	33	...	38	10	50	7	8	24	...	...	6	...	41	38	56	20
5	{ Admitted ... 97 Died ... 1	...	...	53	...	9	...	4	...	...	...	...	1	7	...	9	...	...	5	...	...	...	4	5	...	...	...	...
6	{ Admitted ... 400 Died ... 1	...	...	244	...	17	...	...	...	1	...	8	6	...	7	3	26	...	...	9	...	...	5	...	25	37	5	7
7	{ Admitted ... 377 Died ... 4	...	...	210	11	9	...	5	...	...	...	2	7	1	12	3	33	3	...	14	...	...	3	...	32	21	...	11
8	{ Admitted ... 1,608 Died ... 11	...	...	509	8	82	1	15	...	...	...	5	13	...	64	12	65	11	1	15	...	2	11	2	99	38	26	29
9	{ Admitted ... 1,662 Died ... 11	...	...	609	2	47	2	6	...	1	...	9	8	...	21	10	89	17	...	26	...	4	9	3	70	30	18	21
10	{ Admitted ... 948 Died ... 6	...	...	651	9	9	5	3	...	2	1	7	11	...	25	4	51	4	2	22	...	6	21	3	46	23	26	14
11	{ Admitted ... 779 Died ... 7	...	...	392	6	29	...	1	...	...	...	2	15	...	13	6	69	2	...	17	...	1	11	11	102	101	3	7
12	{ Admitted ... 255 Died ... 2	...	...	175	...	9	1	...	...	...	...	2	...	3	3	17	2	...	6	...	...	2	...	8	21	1	5	...
13	{ Admitted ... 1,039 Died ... 13	...	...	665	8	17	3	5	...	1	1	5	19	1	41	20	80	14	1	9	1	7	27	9	60	23	7	15
14	{ Admitted ... 1,105 Died ... 14	...	...	791	8	13	2	2	...	3	...	3	13	1	45	10	113	3	...	10	2	1	7	11	51	29	18	15
15	{ Admitted ... 629 Died ... 6	...	...	329	6	16	...	9	...	1	...	5	6	...	16	14	22	5	...	24	3	...	4	5	89	96	8	10
16	{ Admitted ... 1,073 Died ... 6	...	...	676	12	18	4	23	...	1	1	6	21	...	70	4	55	19	3	14	7	5	10	...	101	35	46	42
17	{ Admitted ... 1,042 Died ... 9	...	...	542	12	35	4	8	...	...	...	11	32	...	48	11	72	4	1	26	6	2	10	13	102	56	21	26
18	{ Admitted ... 198 Died ... ...	...	...	99	...	7	1	...	...	...	...	2	...	5	1	12	...	...	2	...	1	5	2	42	17	1	1	...
19	{ Admitted ... 759 Died ... 6	...	...	369	7	18	1	19	...	...	...	7	3	...	8	5	27	19	...	7	...	1	16	3	134	85	12	5
20	{ Admitted ... 975 Died ... 11	...	...	497	24	16	2	6	1	1	2	7	18	...	50	20	77	15	...	23	1	...	16	9	110	27	66	15

to the Frontier Posts during the year.  
deaths from small-pox.



TABLE

6.—REGIMENTS of the

REGIMENT AND STATION of 1873.		Date of Arrival from Station previously occupied.	REGIMENTAL STRENGTH.		Admission-rate of 1873 per 1,000 of the Average Strength.	INVALIDED		DIED		LOSS PER 1,000	
			Number borne on the rolls.	Average Strength present during 1873.		To their homes for change of air.	For Discharge.	With the Regiment.	Absent from the Regiment.	By Invaliding for Discharge.	By Deaths.
21	6th Punjab Infantry, Dera Ismael Khan	February 1872, from Dera Ghazee Khan.	736	694	1514.9	20	34	11	8	46.19	25.81
22	4th Punjab Cavalry, Rajampore	December 1871, from Kohat	504	406	1125.6	16	8	5	3	15.87	15.87
REGIMENTS OF THE PUNJAB FRONTIER FORCE			12,190	9,964	1027.1	257	552	138	86	45.28	18.38

7.—REGIMENTS of the CENTRAL

1	1st Central India Horse, Angur, with Detachments	...	491	281	227.8	3	12	3	3	24.44	12.22
2	2nd Central India Horse, Goonah	"	492	273	402.9	4	13	4	2	26.42	12.19
3	Malwa Bheel Corps, Sirdarpore	"	600	301	1115.1	5	17	8	1	28.33	15.00
4	Meywar Bheel Corps, Kharwarrah	"	767	519	1529.9	...	17	8	...	24.05	11.32
5	Mairwarra Battalion, Ajmere	"	677	590	1087.5	1	17	8	1	25.11	13.29
6	Bhopal Battalion, Schore	"	906	709	627.0	21	11	9	13	12.14	21.28
7	Erinpoorah Force, Erinpoorah	"	873	782	650.9	2	19	3	1	21.76	4.58
8	Deolee Force, Deolee	"	873	750	958.7	8	...	7	2	...	10.31
REGIMENTS OF THE CENTRAL INDIA IRREGULAR FORCE			5,619	4,355	859.2	44	106	50	23	18.86	15.00

## STATEMENT SHOWING THE GAIN AND LOSS IN STRENGTH

Present with their Regiments on 1st January 1873	...	...	...	...	43,712
At their homes on Furlough	...	...	...	...	232
At their homes on Sick Leave	...	...	...	...	417
Remaining sick in the Hospitals of other Regiments	...	...	...	...	33

Total Strength on 1st January 1873 ... 44,394

## ADDITIONS OF THE YEAR.

Transfers received from other Regiments	...	...	...	...	18
Recruits received during the year	...	...	...	...	5,427
Deserters rejoined	...	...	...	...	8

Total Gain ... 5,453

## ANNUAL RELIEF OF THE

## CAVALRY REGIMENTS.

2nd Bengal Cavalry	From Bareilly	To Fyzabad and Segowlie	...	...	Arrived	March	1874.
4th Bengal Cavalry	" Segowlie	" Meerut	...	...	Arrived	January	1874.
8th Bengal Cavalry	" Meerut	" Peshawar	...	...	Arrived	March	1874.
9th Bengal Cavalry	" Rawalpindoe	" Deolee	...	...	Arrived	January	1874.
14th Bengal Cavalry	" Deolee	" Rawalpindoe	...	...	Arrived	February	1874.
16th Bengal Cavalry	" Peshawar	" Bareilly	...	...	Arrived	January	1874.

## INFANTRY REGIMENTS.

6th Native Infantry	From Morar	To Lucknow	...	...	Arrived	November	1873.
9th Native Infantry	" Lucknow	" Morar	...	...	Arrived	January	1874.
16th Native Infantry, Head Quarters	" Julpagoree	" Gowhaty	...	...	Arrived	December	1873.



## PUNJAB FRONTIER FORCE—(concluded).

		CAUSES OF ADMISSIONS INTO HOSPITAL AND OF DEATHS IN HOSPITAL DURING THE YEAR.																										
Total Admissions into Hospital, and Deaths in Hospital during the Year.		Cholera.	Dysent.	Fever.	Veneral Affec- tions.	Rheumatism.	Scurvy.	Anemia and De- bility.	Dropsy.	Phthisis Pulmon- alis.	Apoplexy and Stroke.	Neuritic Affec- tions.	Eye Diseases.	Heart Disease.	Bronchitis and Asthma.	Pneumonia and Pleurisy.	Dysentery and Diarrhoea.	Spleen Disease.	Hepatitis.	Diseases of the Digestive System.	Diseases of the Urinary System.	Diseases of the Ge- nerative System.	Scabies and Skin Diseases.	Guinea-worm.	Abscesses and Ulcers.	Injuries.	Footsore.	All other Causes.
21	{ Admitted ... 915	...	...	424	57	22	4	22	...	4	...	13	15	...	25	29	74	49	2	18	...	1	7	5	98	35	13	28
	{ Died ... 11	...	...	3	1	...	...	...	...	1	...	...	...	...	...	...	...	...	...	...	...	...	...	...	1	...	...	
22	{ Admitted ... 457	...	...	180	5	18	6	2	...	...	...	1	9	...	16	8	10	1	...	12	3	...	11	2	61	165	...	6
	{ Died ... 5	...	...	...	...	...	...	...	...	...	...	...	...	...	...	...	...	...	...	...	...	...	...	...	...	...	...	
	{ Admitted ... 16,050	...	...	8,722	191	536	41	143	1	24	8	110	316	5	609	197	1,074	192	20	379	25	39	229	83	1,411	506	384	315
	{ Died ... 138	...	...	42	1	2	...	3	1	5	5	...	4	16	28	5	1	1	...	1	...	...	...	...	1	6	...	16

## INDIA IRREGULAR FORCE.

1	{ Admitted ... 61 { Died ... 3	...	...	13 3 3	1	...	...	...	...	...	3	...	2	...	8	...	1	1	...	1	1	5	2	18	2	3	
2	{ Admitted ... 110 { Died ... 4	...	...	47 4 1	1	...	1	1	...	1	12	...	1	...	10	2	3	2	...	2	...	2	6	13	...	2	
3	{ Admitted ... 436 { Died ... 8	3 1	...	159 14 2	22	...	2	2	...	...	41	...	6	6	32	6	...	4	...	2	14	18	54	30	18	3	
4	{ Admitted ... 791 { Died ... 8	...	...	282 5 1	26	2	4	...	1	...	3	50	...	25	12	16	8	1	10	1	2	19	40	139	87	43	9
5	{ Admitted ... 609 { Died ... 8	...	...	186 6 1	49	2	7	...	2	...	8	65	...	18	20	13	3	...	22	1	3	4	36	74	30	41	19
6	{ Admitted ... 501 { Died ... 9	...	...	291 5 ...	29	1	2	...	1	...	1	28	...	8	8	74	1	...	5	...	2	7	5	25	10	2	5
7	{ Admitted ... 509 { Died ... 3	...	...	195 31 ...	25	...	1	...	...	1	...	79	...	9	16	28	...	...	2	...	4	6	21	33	27	21	19
8	{ Admitted ... 719 { Died ... 7	...	...	193 24 ...	36	...	2	1	...	...	74	1	64	12	21	7	...	19	...	2	21	11	87	52	84	5	
	{ Admitted ... 3,742 { Died ... 50	3 1	...	1,306 92 8	180	5	19	4	4	1	13	361	1	133	74	202	27	5	65	2	18	75	138	459	267	211	56

## OF THE REGULAR NATIVE ARMY OF BENGAL DURING 1873.

## PERMANENT LOSS OF THE YEAR.

Deaths at Head-Quarters, at Outposts, and in Detachments	...	...	...	565
Deaths while on Furlough, &c.	...	...	...	65
Deaths while at home on Sick Leave	...	...	...	124

Total Deaths ... 754

Invalided for Discharge	...	...	...	2,809
Transfers given to other Regiments	...	...	...	27
Discharged otherwise	...	...	...	1,937
Desertions, struck off for bad conduct, &c.	...	...	...	449

Total Loss ... 5,227

Remaining on the Regimental Rolls on 31st December 1873 ... 44,600

## NATIVE ARMY, 1873-74.

## INFANTRY REGIMENTS—Continued.

21st Native Infantry	From Peshawar	To Rawalpindie	... Arrived	March 1874.
24th Native Infantry	" Meeran Meer	" Jhansi	... Arrived	February 1874.
25th Native Infantry	" Rawalpindie	" Meeran Meer	... Arrived	February 1874.
27th Native Infantry	" Barrackpore	" Nowshera	... Arrived	February 1874.
30th Native Infantry	" Nowshera	" Peshawar	... Arrived	March 1874.
32nd Native Infantry	" Umballa	" Pamine Districts	... Arrived	...
39th Native Infantry	" Jhansi	" Barrackpore	... Arrived	January 1874.
42nd Native Infantry	" Debrooghur	" Gowhaty	... Arrived	April 1874.
43rd Native Infantry	" Gowhaty	" Shillong	... Arrived	January 1874.
44th Native Infantry	" Shillong	" Debrooghur	... Arrived	April 1874.

# NATIVE TROOPS, 1873.

## XVII.

TABLE showing the SICKNESS and MORTALITY among the REGIMENTS of the MADRAS NATIVE ARMY serving in Stations of the BENGAL PRESIDENCY during the Year 1873, and the prevalence of the principal Diseases in each Month of the Year.

(Stations occupied—Dorundah, Nagode, Banda, Nowgong, Jubbulpore, and Sanger)

MONTHS.	Average Strength.	Average Number Daily Sick.	Number Daily Sick per 1,000 of Strength.	Number of Deaths.	Died per 1,000 of Strength.	CAUSES OF DEATHS IN HOSPITAL.																	Died out of Hospital.		
						Cholera.	Smallpox.	Enteric Fever.	Fever, Intermittent.	Fever, Remittent and Continued.	Apoplexy.	Dysentery.	Diarrhea.	Hepatitis.	Spleen Disease.	Respiratory Diseases.	Heart Disease.	Phthisis Pulmonalis.	Dropsy.	Scurvy.	Atrophy and Anæmia.	Wounds and Accidents.		All other Causes.	
January	3,370	54	16.0	3	...	...	...	...	1	...	...	...	...	...	...	1	1	...	...	...	...	...	...	...	...
February	3,577	66	19.5	...	...	...	...	...	...	...	...	...	...	...	...	2	...	...	...	...	...	...	...	...	...
March	3,370	54	16.0	...	...	...	...	...	...	...	...	...	...	...	...	...	...	...	...	...	...	...	...	...	...
April	3,680	56	15.2	...	...	...	...	...	1	...	1	...	...	...	...	...	1	...	...	...	...	...	...	...	...
May	3,648	57	15.6	...	...	1	...	...	...	1	...	...	...	...	...	6	...	1	...	...	...	...	...	...	...
June	3,647	46	12.6	...	...	...	...	...	...	...	...	...	...	...	...	...	...	...	...	...	...	...	...	...	...
July	3,663	39	10.6	...	...	...	...	...	...	...	...	...	...	...	...	...	...	...	...	...	...	...	...	...	...
August	3,655	48	13.1	...	...	1	...	...	...	...	...	...	...	...	...	1	...	1	...	...	...	...	...	...	...
September	3,644	80	21.9	...	...	...	...	...	...	1	...	...	...	...	...	...	...	1	...	...	...	...	1	...	...
October	3,668	119	35.2	...	...	...	...	...	...	...	...	...	...	...	...	...	...	...	...	...	...	...	...	...	...
November	3,628	137	37.7	...	...	...	...	...	...	...	...	...	...	...	...	...	...	1	...	...	...	...	...	1	...
December	3,695	95	25.7	...	...	...	...	...	...	...	...	...	...	...	...	...	...	...	...	...	...	...	...	...	...
						2	...	...	4	1	1	2	...	...	...	6	1	3	2	...	...	1	3	1	1
Died per 1,000 of the Average Strength.																									
For the year	3,587	71	19.8	27	7.53	56	...	1.38	28	56	...	...	...	...	...	1.67	28	84	56	...	...	28	84	28	28

CAUSES OF ADMISSIONS.	NUMBER OF ADMISSIONS INTO HOSPITAL IN EACH MONTH.												Total Admitted during the Year.	Admitted per 1,000 of Strength.	Died out of each hundred cases treated.
	Jan.	Feb.	March.	April.	May.	June.	July.	Aug.	Sept.	Oct.	Nov.	Dec.			
Cholera	...	...	...	...	1	...	...	2	2	...	...	...	5	1.4	40.00
Smallpox	...	...	...	4	3	...	4	...	...	...	...	...	11	3.1	...
Enteric Fever	...	...	...	...	...	...	...	...	...	...	...	...	...	...	...
Fever, Intermittent	73	40	28	46	31	31	33	55	166	261	265	143	1,192	332.3	34
" Remittent and Continued	7	4	4	16	32	23	13	14	51	20	...	1	185	51.6	54
Apoplexy	...	...	...	1	...	...	...	...	...	...	...	...	1	...	...
Dysentery	3	...	...	2	2	1	3	3	12	9	8	5	48	13.4	2.11
Diarrhoea	2	6	...	3	5	2	2	6	6	4	5	6	47	13.1	...
Hepatitis	...	...	...	...	...	1	...	...	1	...	1	...	3	...	...
Spleen Disease	...	...	...	...	...	...	...	...	...	...	...	...	1	...	...
Respiratory Diseases	9	3	2	4	4	3	...	4	6	6	7	9	57	15.9	10.53
Phthisis Pulmonalis	...	1	...	1	...	...	...	1	1	...	...	...	3	...	100.00
Dropsy	...	...	...	...	...	...	...	1	2	...	1	...	4	1.1	50.00
Scurvy	...	...	...	...	...	...	...	...	...	...	...	...	...	...	...
Rheumatism	11	7	10	12	5	6	7	4	20	10	12	9	113	31.5	...
Veneral Diseases	2	6	1	...	5	3	4	4	7	7	9	7	65	15.3	...
Eye Diseases	8	7	5	21	16	6	14	20	40	21	18	20	196	54.6	...
Abscess and Ulcer	17	12	13	14	11	9	12	8	11	10	12	13	142	39.6	...
Wounds and Accidents	29	22	11	18	9	12	20	23	12	10	17	20	203	56.6	...
All other Causes	10	21	26	29	24	14	10	9	15	13	32	22	225	62.7	...
	171	129	100	171	148	115	118	153	352	391	348	255	2,491		
Admitted per 1,000 of the Average Strength in each Month.															
	50.7	35.2	29.7	46.5	49.6	31.5	32.2	41.9	96.6	106.6	106.9	69.0	694.4		



### 3. JAIL POPULATION, 1873.

# JAILS OF THE BENGAL PRESIDENCY, 1873.

## I.

TABLE showing the SICKNESS and MORTALITY among the JAIL POPULATION of the BENGAL PRESIDENCY during the Year 1873, and the prevalence of the principal Diseases in each Month of the Year.

MONTHS.	Average Strength.	Average Number Daily Sick.	Number Daily Sick per 1,000 of Strength.	Number of Deaths.	Died per 1,000 of Strength.	CAUSES OF DEATHS.																		
						Cholera.	Smallpox.	Enteric Fever.	Typhus Fever.	Fever, Intermittent.	Fever, Remittent and Continued.*	Apoplexy.	Dysentery.	Diarrhoea.	Hepatitis.	Spleen Disease.	Respiratory Diseases.	Heart Disease.	Phthisis Pulmonalis.	Dropsy.	Scurvy.	Atrophy and Anæmia.	Wounds and Accidents.	All other Causes.
January	63,135	1,831	29.0	208	4.74	3	...	...	...	...	23	1	95	25	...	...	85	2	16	4	...	11	5	14
February	63,558	1,779	28.0	178	2.80	4	1	...	...	...	21	...	42	21	1	...	51	...	...	...	...	...	3	9
March	63,431	1,759	27.7	197	3.09	11	...	...	...	23	...	...	36	16	...	...	44	1	9	...	...	...	1	14
April	64,034	1,834	28.6	175	2.73	20	4	1	10	...	...	...	33	13	1	...	29	4	13	...	...	...	4	15
May	64,765	1,746	27.0	161	2.49	10	4	...	4	10	...	...	35	10	...	...	28	...	...	...	...	...	5	14
June	66,318	1,739	26.1	158	2.38	16	2	...	2	6	...	...	26	12	...	...	16	...	14	...	...	...	4	13
July	68,058	1,830	26.9	120	1.76	20	...	...	...	...	...	...	24	10	...	...	14	4	6	...	...	...	9	13
August	69,488	2,360	33.9	258	3.81	79	1	...	...	...	...	...	53	28	...	...	20	5	13	...	...	14	5	17
September	70,282	2,934	41.7	275	3.90	29	...	...	...	...	...	...	12	3	...	...	18	3	14	...	...	9	6	21
October	70,524	3,064	43.4	348	4.96	3	...	...	...	...	...	...	35	4	131	44	1	4	43	7	16	6	1	32
November	70,664	2,557	36.2	358	5.05	6	...	1	...	...	...	...	29	6	116	36	2	1	57	3	22	4	1	32
December	69,982	2,277	32.5	362	5.17	...	...	...	...	4	32	2	112	47	...	3	75	6	17	6	...	18	2	28
						199	12	4	42	66	253*	54	824	291	8	22	469	35	156	37	3	130	49	232
						Died per 1,000 of the Average Strength.																		
For the year	67,037	2,143	31.9	2,888	43.08	2.07	1.18	...	5.47	...	81	10.63	1.12	33	7.00	3.32	2.33	3.53	6.1	1.94	7.3	3.46		

CAUSES OF ADMISSIONS.	NUMBER OF ADMISSIONS INTO HOSPITAL IN EACH MONTH.												Total Admitted during the Year.	Admitted per 1,000 of Strength.	Died out of each hundred cases treated.
	Jan.	Feb.	March.	April.	May.	June.	July.	Aug.	Sept.	Oct.	Nov.	Dec.			
Cholera	4	2	29	46	38	48	57	175	41	6	19	4	469	7.0	42.43
Smallpox	6	13	24	36	21	21	7	1	1	4	8	13	155	2.3	7.74
Enteric Fever	...	...	1	...	...	...	1	2	...	1	...	...	5	1	...
Fever, Intermittent and Continued	1,926	1,248	1,426	1,814	1,820	1,589	1,659	3,021	4,469	3,819	2,658	1,806	27,616	41.9	24
Apoplexy	179	234	274	189	112	128	70	101	272	625	264	151	2,549	38.2	11.65
Dysentery	2	1	3	7	8	48	6	2	3	3	6	...	89	1.3	60.67
Diarrhoea	515	290	393	406	413	406	590	1,012	1,124	817	658	643	7,346	109.6	7.06
Hepatitis	445	313	527	478	492	601	780	907	948	745	582	536	7,324	107.8	...
Spleen Disease	6	7	2	5	4	4	3	5	4	4	4	5	53	...	15.69
Respiratory Diseases	62	37	35	45	43	42	61	45	55	37	49	49	569	8.3	3.93
Phthisis Pulmonalis	474	315	247	172	179	168	138	182	158	230	311	378	2,952	44.9	15.88
Dropsy	23	17	14	12	20	26	21	10	16	24	17	32	232	3.5	67.24
Atrophy and Anæmia	14	11	12	11	14	16	11	13	15	10	13	31	180	2.7	20.56
Scurvy	74	88	38	58	51	47	247	113	117	140	184	134	1,309	19.4	10.60
Rheumatism	12	11	15	13	20	25	19	14	39	29	10	5	212	3.2	1.41
Veneral Diseases	89	78	84	78	102	104	111	95	92	103	95	93	1,134	16.9	...
Eye Diseases	60	64	82	75	83	66	92	82	95	73	53	70	893	13.3	...
Abcess and Ulcer	25	34	65	101	97	82	70	91	132	91	53	34	875	13.0	...
Wounds and Accidents	441	432	514	553	571	794	974	722	616	676	572	613	7,378	110.0	1.00
All other Causes	204	222	228	249	295	303	333	211	234	196	199	180	2,860	42.7	...
	434	497	483	470	503	532	503	523	420	600	427	600	5,827	86.9	...
	4,705	3,925	4,496	4,828	4,856	5,070	5,754	7,937	8,757	7,960	6,182	5,445	63,911		
	Admitted per 1,000 of the Average Strength in each Month.														
	74.5	61.7	70.9	75.4	74.9	76.2	84.5	114.2	121.6	112.9	87.5	77.8	104.9		

\* Contagious Fever in the Peshawar Jail in spring, and in the Rawalpindce Jail in the last quarter of the year, accounts for 83 of these deaths. The outbreak of Typhus was confined to the Rawalpindce Jail.



# JAILS OF THE BENGAL PRESIDENCY, 1873.

## II.

TABLE showing the SICKNESS and MORTALITY among the JAIL POPULATION in LOWER BENGAL and in ASSAM during the Year 1873, and the prevalence of the principal Diseases in each Month of the Year.

MONTHS.	Average Strength.	Average Number Daily Sick.	Number Daily Sick per 1,000 of Strength.	Number of Deaths.	Died per 1,000 of Strength.	CAUSES OF DEATH.																		
						Cholera.	Smallpox.	Enteric Fever.	Fever, Intermittent.	Fever, Remittent and Continued.	Apoplexy.	Dysentery.	Diarrhea.	Hepatitis.	Spleen Disease.	Respiratory Diseases.	Heart Diseases.	Phthisis Pulmonalis.	Dropsy.	Scurvy.	Atrophy and Anæmia.	Wounds and Accidents.	All other Causes.	
January	15,559	568	36.4	69	...	3	...	...	1	1	...	24	4	...	1	7	2	4	4	...	...	3	2	4
February	15,844	594	37.5	31	...	1	...	...	...	...	...	12	...	...	...	6	...	...	...	...	...	...	...	...
March	15,872	516	32.5	47	...	8	...	...	...	...	...	12	...	...	1	9	...	...	...	...	...	...	...	...
April	15,958	535	33.5	56	...	12	...	1	1	...	3	11	...	...	...	...	1	8	1	...	...	3	...	...
May	16,015	521	32.5	49	...	10	1	...	...	...	3	15	...	...	...	...	...	...	...	...	...	3	1	...
June	16,297	509	31.2	46	...	9	...	...	1	1	...	9	3	...	...	6	...	...	...	...	...	...	...	...
July	16,419	598	36.4	33	...	...	...	...	...	...	...	7	6	...	1	3	1	...	...	...	...	...	...	...
August	16,499	673	40.8	95	...	34	...	...	1	3	1	17	9	...	...	8	3	3	4	...	...	...	...	...
September	16,459	680	41.1	77	...	14	...	...	1	1	...	32	...	...	1	...	1	6	1	...	...	...	...	...
October	16,278	643	39.5	68	...	1	...	...	1	1	...	25	17	...	...	6	4	4	4	...	...	...	...	...
November	16,321	602	36.9	85	...	5	...	1	2	3	3	23	16	...	...	6	9	9	4	...	...	...	...	...
December	16,241	642	39.5	69	...	...	...	...	...	...	...	20	13	...	3	7	3	7	5	...	...	...	...	...
						104	1	2	10	26	12	207	95	1	9	66	17	61	25	...	31	11	39	
Died per 1,000 of the Average Strength.																								
For the year	16,147	580	36.3	717	44.40	6.44	.06	2.35	.74	18.70	.06	.56	4.09	1.05	3.78	1.35	...	1.92	.68	2.42				

CAUSES OF ADMISSIONS.	NUMBER OF ADMISSIONS INTO HOSPITAL IN EACH MONTH.												Total Admitted during the Year.	Admitted per 1,000 of Strength.	Died out of each hundred cases treated.
	Jan.	Feb.	March.	April.	May.	June.	July.	Aug.	Sept.	Oct.	Nov.	Dec.			
Cholera	4	1	25	28	38	14	23	80	12	3	16	4	248	15.4	41.94
Smallpox	...	1	1	1	1	1	...	...	1	3	...	3	12	.7	8.33
Enteric Fever	...	...	1	...	...	...	1	...	...	...	...	...	3	.2	...
Fever, Intermittent	548	417	543	556	496	397	581	844	777	841	886	696	7,582	46.6	13
Fever, Remittent and Continued	8	10	10	10	6	13	9	13	9	17	11	19	135	8.4	19.26
Apoplexy	1	...	...	3	...	2	...	1	2	...	3	...	12	.7	100.00
Dysentery	222	136	161	205	221	194	266	370	350	216	209	314	2,945	18.4	4.71
Diarrhoea	218	176	323	237	233	290	436	370	315	320	276	264	3,458	21.42	...
Hepatitis	4	...	1	...	1	2	3	1	3	...	2	3	20	1.2	5.00
Spleen Disease	36	22	20	24	25	23	31	27	25	22	21	22	298	1.84	3.62
Respiratory Diseases	50	46	50	42	43	43	42	53	38	48	41	37	533	3.30	12.38
Phthisis Pulmonalis	8	8	8	3	8	9	9	3	7	14	7	17	101	.62	6.40
Dropsy	7	7	8	7	7	11	10	8	10	12	9	27	125	.77	20.60
Atrophy and Anæmia	10	6	10	15	16	29	216	72	79	94	138	69	754	4.67	4.11
Scurvy	11	8	6	10	19	25	17	10	21	16	7	4	164	.95	...
Rheumatism	32	34	33	37	39	32	33	28	28	26	31	32	376	2.33	...
Veneral Diseases	18	10	16	20	22	11	14	16	29	10	18	22	215	1.33	...
Eye Diseases	3	10	15	13	8	14	15	14	12	17	10	4	135	.84	...
Abscess and Ulcer	61	54	92	90	69	97	106	81	69	80	74	69	692	4.26	1.53
Wounds and Accidents	41	51	45	58	83	66	80	45	45	52	49	56	671	4.16	...
All other Causes	168	215	148	182	191	198	162	148	128	121	144	213	2,018	12.50	...
	1,460	1,221	1,516	1,541	1,519	1,471	2,054	2,184	1,900	1,943	2,003	1,905	20,767		
Admitted per 1,000 of the Average Strength in each Month.															
	93.2	77.0	95.5	96.6	94.8	90.3	125.1	132.4	119.1	119.4	122.7	117.3	128.7		



# JAILS OF THE BENGAL PRESIDENCY, 1873.

## III.

TABLE showing the SICKNESS and MORTALITY among the JAIL POPULATION in CHOTA NAGPORE and in the DINAPORE, BENARES, OUDE, and CAWNPORE DISTRICTS, during the Year 1873, and the prevalence of the principal Diseases in each Month of the Year.

MONTHS.	Average Strength.	Average Number Daily Sick.	Number Daily Sick per 1,000 of Strength.	Number of Deaths.	Died per 1,000 of Strength.	CAUSES OF DEATHS.																		
						Cholera.	Smallpox.	Enteric Fever.	Fever, Intermittent.	Fever, Remittent and Continued.	Apoplexy.	Dysentery.	Diarrhoea.	Hepatitis.	Spleen Disease.	Respiratory Diseases.	Heart Disease.	Phthisis Pulmonalis.	Dropsy.	Scurvy.	Atrophy and Anaemia.	Wounds and Accidents.	All other Causes.	
January	22,721	502	22.1	84	...	...	...	1	...	1	42	12	...	1	14	...	4	...	...	1	3	5	5	
February	22,698	563	24.8	54	...	1	1	...	...	2	1	19	10	1	1	14	...	4	...	1	1	6	6	
March	22,397	499	22.3	59	...	3	...	...	...	1	1	16	6	...	...	15	1	4	1	...	1	4	4	
April	22,568	560	24.8	52	...	8	...	1	...	...	...	11	4	1	...	6	...	4	...	...	4	8	8	
May	22,881	527	23.0	40	...	...	...	...	...	3	...	12	...	...	...	7	...	4	1	...	...	4	4	
June	23,129	544	23.5	60	...	...	...	...	...	10	10	8	...	...	...	8	...	3	...	...	6	8	8	
July	23,781	548	23.1	61	...	13	...	...	...	1	...	13	5	...	...	8	...	3	...	...	6	8	8	
August	24,349	659	27.1	117	...	45	1	2	1	3	...	26	14	...	...	6	1	5	1	...	4	5	5	
September	24,875	759	30.5	104	...	15	...	1	...	...	...	53	10	...	1	4	1	4	1	...	3	3	8	
October	24,947	750	30.1	137	...	2	...	3	...	4	1	63	14	...	12	10	8	1	...	...	5	1	23	
November	25,067	713	28.4	115	...	1	...	4	4	...	...	52	12	2	1	12	...	8	...	...	5	...	14	
December	24,476	674	27.6	112	...	...	...	1	1	1	...	44	13	...	...	17	...	6	...	...	9	1	19	
						95	9	2	12	30	19	359	108	4	6	105	3	51	6	...	44	21	112	
Died per 1,000 of the Average Strength.																								
For the year ...	23,637	608	25.7	986	41.68	4.02	.38	1.86	.80	...	19.74	.16	.25	4.44	.13	2.16	.25	...	1.86	.89	4.74	...	...	...

CAUSES OF ADMISSIONS.	NUMBER OF ADMISSIONS INTO HOSPITAL IN EACH MONTH.												Total Admitted during the Year.	Admitted per 1,000 of Strength.	Died out of each hundred cases treated.
	Jan.	Feb.	March.	April.	May.	June.	July.	Aug.	Sept.	Oct.	Nov.	Dec.			
Cholera	...	1	4	18	...	33	34	95	27	2	3	...	217	9.2	43.78
Smallpox	6	9	29	31	17	20	7	1	...	1	8	10	139	5.5	6.92
Enteric Fever	...	...	...	...	...	...	...	2	...	...	...	...	2	.1	...
Fever, Intermittent	346	345	353	528	448	455	474	574	742	711	554	434	5,964	252.1	20
Fever, Remittent and Continued	7	8	5	2	12	11	1	6	7	10	9	6	84	3.6	35.71
Apoplexy	1	1	7	1	8	37	1	...	...	2	...	...	53	2.2	39.85
Dysentery	137	89	136	163	102	91	165	337	406	281	215	186	2,328	98.4	11.37
Diarrhoea	87	55	91	120	115	147	167	293	255	179	148	124	1,781	75.3	28.67
Hepatitis	1	3	...	3	...	1	...	1	...	2	2	1	14	.6	7.79
Spleen Disease	9	6	5	6	6	2	7	9	6	4	9	9	77	3.2	17.83
Respiratory Diseases	71	48	51	36	54	35	26	45	27	69	73	62	589	24.9	79.83
Phthisis Pulmonalis	8	4	4	4	5	9	9	5	3	7	5	9	72	3.0	79.83
Dropsy	3	4	2	3	3	2	1	3	1	3	2	1	28	1.2	21.43
Atrophy and Anaemia	18	15	17	21	17	12	14	20	17	26	24	43	244	10.3	18.03
Scurvy	...	...	...	...	1	...	...	1	1	2	1	...	6	.3	...
Rheumatism	33	21	24	19	25	29	26	24	39	35	26	23	315	13.3	...
Veneral Diseases	15	17	32	23	21	24	33	30	22	26	9	21	273	11.6	...
Eye Diseases	7	10	22	39	28	13	15	24	45	17	16	10	246	10.4	...
Abscess and Ulcer	156	194	191	192	219	306	372	295	287	231	242	205	2,890	122.2	2.06
Wounds and Accidents	102	112	106	705	122	136	134	71	107	63	76	63	1,197	50.6	...
All other Causes	126	155	159	117	140	146	136	165	123	137	111	164	1,969	79.5	...
	1,133	1,097	1,224	1,431	1,344	1,509	1,642	2,001	2,105	1,789	1,533	1,371	18,179	...	...
Admitted per 1,000 of the Average Strength in each Month.															
	49.0	48.3	54.7	63.4	58.7	65.2	69.0	82.2	84.6	71.7	61.1	50.0	768.4	...	...



# JAILS OF THE BENGAL PRESIDENCY, 1873.

## IV.

TABLE showing the SICKNESS and MORTALITY among the JAIL POPULATION in the CENTRAL PROVINCES, excluding JUBBULPORE and SAUGOR, during the Year 1873, and the prevalence of the principal Diseases in each Month of the Year.

MONTHS.	Average Strength.	Average Number Daily Sick.	Number Daily Sick per 1,000 of Strength.	Number of Deaths.	Died per 1,000 of Strength.	CAUSES OF DEATHS.																		
						Cholera.	Smallpox.	Enteric Fever.	Fever, Intermittent.	Fever, Remittent and Continued.	Apoplexy.	Dysentery.	Diarrhoea.	Hepatitis.	Spleen Disease.	Respiratory Diseases.	Heart Disease.	Phthisis Pulmonalis.	Dropsy.	Scurvy.	Atrophy and Anæmia.	Wounds and Accidents.	All other Causes.	
January	2,139	62	29.0	6	...	...	...	...	...	...	...	...	...	...	...	...	...	...	...	...	...	...	...	...
February	2,160	51	23.8	4	...	...	...	...	...	...	...	...	...	...	...	...	...	...	...	...	...	...	...	...
March	2,109	67	30.5	3	...	...	...	...	...	...	...	...	...	...	...	...	...	...	...	...	...	...	...	...
April	2,221	79	31.5	4	...	...	...	...	...	...	...	...	...	...	...	...	...	...	...	...	...	...	...	...
May	2,270	64	28.2	...	...	...	...	...	...	...	...	...	...	...	...	...	...	...	...	...	...	...	...	...
June	2,378	65	27.3	...	...	...	...	...	...	...	...	...	...	...	...	...	...	...	...	...	...	...	...	...
July	2,427	66	27.2	...	...	...	...	...	...	...	...	...	...	...	...	...	...	...	...	...	...	...	...	...
August	2,461	98	39.8	6	...	...	...	...	...	...	...	...	...	...	...	...	...	...	...	...	...	...	...	...
September	2,509	121	49.0	14	...	...	...	...	...	...	...	...	...	...	...	...	...	...	...	...	...	...	...	...
October	2,504	140	55.9	8	...	...	...	...	...	...	...	...	...	...	...	...	...	...	...	...	...	...	...	...
November	2,471	105	42.4	4	...	...	...	...	...	...	...	...	...	...	...	...	...	...	...	...	...	...	...	...
December	2,501	91	36.4	5	...	...	...	...	...	...	...	...	...	...	...	...	...	...	...	...	...	...	...	...
						...	...	...	2	6	...	17	9	...	1	6	2	...	1	1	3	1	7	...
Died per 1,000 of the Average Strength.																								
For the year	2,352	81	35.7	56	23.80	...	...	3.40	...	11.06	...	42	2.55	85	...	42	42	1.28	42	2.08	...	...	...	...

CAUSES OF ADMISSIONS.	NUMBER OF ADMISSIONS INTO HOSPITAL IN EACH MONTH.												Total Admitted during the Year.	Admitted per 1,000 of Strength.	Died out of each hundred cases treated.
	Jan.	Feb.	March.	April.	May.	June.	July.	Aug.	Sept.	Oct.	Nov.	Dec.			
Cholera	...	...	...	...	...	1	...	...	...	...	...	...	1	4	...
Smallpox	...	...	...	...	...	...	...	...	...	...	...	...	...	...	...
Enteric Fever	...	...	...	...	...	...	...	...	...	...	...	...	...	...	...
Fever, Intermittent	69	58	83	59	46	68	77	106	126	147	116	103	1,058	449.8	19
Fever, Remittent and Continued	1	...	2	2	...	1	1	5	3	5	2	1	23	9.8	26.09
Apoplexy	...	...	...	...	...	...	...	...	...	...	...	...	...	...	...
Dysentery	14	12	16	8	9	6	30	72	46	19	20	14	266	113.1	5.58
Diarrhoea	10	2	8	10	7	19	39	29	33	16	16	11	209	83.0	...
Hepatitis	...	1	...	...	1	...	...	...	...	...	...	...	...	...	...
Spleen Disease	1	...	3	...	1	...	1	...	...	1	...	...	...	...	...
Respiratory Diseases	14	3	8	11	4	5	2	6	6	4	6	5	74	31.5	7.70
Phthisis Pulmonalis	...	...	1	...	...	...	...	2	2	...	...	...	5	2.1	8.11
Dropsy	...	...	...	...	...	...	...	...	...	...	...	...	...	...	...
Atrophy and Anæmia	2	...	...	1	2	...	...	...	2	...	2	...	11	4.7	27.37
Scurvy	...	2	9	...	...	...	...	...	...	1	...	...	13	5.5	7.70
Rheumatism	4	5	4	13	5	4	8	...	5	3	8	3	68	28.1	...
Veneral Diseases	6	6	7	3	4	1	1	4	3	6	3	6	69	21.3	...
Eye Diseases	1	1	2	6	4	1	6	8	4	10	4	2	48	20.4	...
Abscess and Ulcer	35	29	40	60	48	63	53	38	66	62	46	47	587	249.6	...
Wounds and Accidents	4	7	10	8	6	11	7	10	11	8	5	13	109	42.5	...
All other Causes	14	15	22	17	15	17	16	38	21	28	22	24	289	105.9	...
	174	143	215	200	152	197	240	321	331	300	252	232	2,766	...	...
Admitted per 1,000 of the Average Strength in each Month.															
	81.3	68.8	97.7	90.0	67.0	82.8	98.8	139.4	131.9	123.4	101.9	92.8	1176.0	...	...

# JAILS OF THE BENGAL PRESIDENCY, 1873.

## V.

TABLE showing the SICKNESS and MORTALITY among the JAIL POPULATION in the AGRA DISTRICT and in CENTRAL INDIA during the Year 1873, and the prevalence of the principal Diseases in each Month of the Year.

MONTHS.	Average Strength.	Average Number Daily Sick.	Number Daily Sick per 1,000 of Strength.	Number of Deaths.	Died per 1,000 of Strength.	CAUSES OF DEATHS.																	
						Cholera.	Smallpox.	Enteric Fever.	Fever, Intermittent.	Fever, Remittent and Continued.	Apoplexy.	Dysentery.	Diarrhoea.	Hepatitis.	Spleen Disease.	Respiratory Diseases.	Heart Diseases.	Phthisis Pulmonalis.	Dropsy.	Scurvy.	Atrophy and Anæmia.	Wounds and Accidents.	All other Causes.
						...	...	...	...	...	...	...	...	...	...	...	...	...	...	...	...	...	...
January	3,713	98	26.4	6	...	...	...	...	...	...	5	...	...	...	...	...	...	...	...	1	...	...	
February	3,913	73	18.6	3	...	...	...	...	...	...	...	...	...	...	...	...	...	...	...	...	...	...	
March	3,872	80	20.7	9	...	...	...	...	...	...	...	...	...	...	...	...	...	...	...	...	...	...	
April	3,967	84	21.2	10	...	...	1	...	...	...	...	...	...	...	...	...	...	...	...	...	...	...	
May	4,053	81	20.0	7	...	...	...	...	...	...	...	...	...	...	...	...	...	...	...	...	...	...	
June	4,287	89	20.8	4	...	...	...	...	...	...	...	...	...	...	...	...	...	...	...	...	...	...	
July	4,464	107	24.0	12	...	...	...	...	...	...	...	...	...	...	...	...	...	...	...	...	...	...	
August	4,526	138	30.5	8	...	...	...	...	...	...	...	...	...	...	...	...	...	...	...	...	...	...	
September	4,002	184	46.0	14	...	...	...	...	...	...	...	...	...	...	...	...	...	...	...	...	...	...	
October	4,638	198	42.7	31	...	...	...	...	...	...	...	...	...	...	...	...	...	...	...	...	...	...	
November	4,689	161	34.3	16	...	...	...	...	...	...	...	...	...	...	...	...	...	...	...	...	...	...	
December	4,831	135	27.9	13	...	...	...	...	...	...	...	...	...	...	...	...	...	...	...	...	...	...	
						...	1	...	...	5	1	50	11	2	...	19	7	6	2	2	7	1	9
Died per 1,000 of the Average Strength.																							
For the year	4,296	119	27.7	123	28.63	...	23	...	1.16	...	23	14.20	47	...	4.42	1.68	1.39	47	47	1.63	...	23	2.10

CAUSES OF ADMISSIONS.	NUMBER OF ADMISSIONS INTO HOSPITAL IN EACH MONTH.												Total Admitted during the Year.	Admitted per 1,000 of Strength.	Died out of each hundred cases treated.
	Jan.	Feb.	March.	April.	May.	June.	July.	Aug.	Sept.	Oct.	Nov.	Dec.			
	...	...	...	...	...	...	...	...	...	...	...	...			
Cholera	...	...	...	...	...	...	...	...	...	...	...	...	10	...	...
Smallpox	...	2	3	3	2	...	...	...	...	...	...	...	...	23	10.00
Enteric Fever	...	...	...	...	...	...	...	...	...	...	...	...	...	...	...
Fever, Intermittent	44	44	41	73	62	60	71	156	212	149	74	72	1058	246.3	...
Fever, Remittent and Continued	...	...	...	...	...	...	...	...	...	...	...	...	...	...	...
Apoplexy	...	...	...	...	...	...	...	...	...	...	...	...	...	...	...
Dysentery	32	19	18	15	10	13	27	60	67	40	27	19	347	...	...
Diarrhoea	12	4	5	8	2	8	9	35	18	12	6	5	124	...	...
Hepatitis	...	2	1	...	...	...	...	...	...	...	...	...	...	...	...
Spleen Disease	2	...	...	...	...	...	...	...	...	...	...	...	...	...	...
Respiratory Diseases	16	8	11	13	5	11	10	14	14	17	25	12	156	...	...
Phthisis Pulmonalis	...	...	...	1	4	1	2	...	2	...	1	1	12	...	...
Dropsy	1	...	...	...	...	...	...	...	...	...	...	...	...	...	...
Atrophy and Anæmia	1	...	...	...	...	...	...	...	...	...	...	...	...	...	...
Scurvy	...	...	...	...	...	...	...	...	...	...	...	...	...	...	...
Rheumatism	8	3	5	...	...	...	...	...	...	...	...	...	...	...	...
Veneral Diseases	2	6	4	6	7	4	5	8	7	7	4	4	64	...	...
Eye Diseases	3	1	5	10	8	7	8	2	9	8	2	3	66	...	...
Abscess and Ulcer	32	29	35	31	35	53	62	60	38	64	61	63	563	131.0	...
Wounds and Accidents	8	7	9	11	15	22	28	14	18	12	15	25	184	42.8	...
All other Causes	19	11	33	24	16	30	29	36	34	36	22	17	307	71.4	...
	180	136	175	190	184	217	268	401	438	369	248	234	3,049		...
Admitted per 1,000 of the Average Strength in each Month.															
	48.5	34.7	45.2	50.2	45.4	50.6	60.0	88.6	95.2	79.6	52.9	48.4	709.7		...



# JAILS OF THE BENGAL PRESIDENCY, 1873.

## VI.

TABLE showing the SICKNESS and MORTALITY among the JAIL POPULATION in the ROHILCUND and MEERUT DISTRICTS during the Year 1873, and the prevalence of the principal Diseases in each Month of the Year.

MONTHS.	Average Strength.	Average Number Daily Sick.	Number Daily Sick per 1,000 of Strength.	Number of Deaths.	Died per 1,000 of Strength.	CAUSES OF DEATHS.																			
						Cholera.	Smallpox.	Enteric Fever.	Fever, Intermittent.	Fever, Remittent and Continued.	Apoplexy.	Dysentery.	Diarrhoea.	Hepatitis.	Spleen Disease.	Respiratory Diseases.	Heart Diseases.	Phthisis Pulmonalis.	Dropsy.	Scurvy.	Atrophy and Anæmia.	Wounds and Accidents.	All other Causes.		
January	6,021	189	29.9	47	...	...	...	...	...	12	...	10	1	...	...	24	...	6	...	...	...	...	...	...	...
February	6,048	159	26.3	29	...	...	...	...	...	1	4	2	...	...	...	9	...	...	...	...	...	...	...	...	...
March	6,171	149	22.7	14	...	...	...	...	...	2	...	3	2	...	...	1	...	...	...	...	...	...	...	...	...
April	6,307	146	23.1	14	...	...	...	...	...	...	1	3	1	...	...	5	...	1	...	...	...	...	...	...	...
May	6,361	145	22.8	18	...	...	...	...	...	...	4	1	...	...	...	2	...	4	...	...	...	...	...	...	...
June	6,729	141	21.0	12	...	...	...	...	...	3	3	1	...	...	...	4	...	...	...	...	...	...	...	...	...
July	6,837	151	22.1	6	...	...	...	...	...	...	1	...	...	...	...	1	1	1	...	...	...	...	...	...	...
August	7,164	208	29.4	15	...	...	...	...	...	1	...	3	...	...	...	2	3	3	...	...	...	...	...	...	...
September	7,236	332	45.8	31	...	...	...	...	1	...	...	16	3	...	...	1	3	...	...	...	...	...	...	...	...
October	7,237	402	55.4	43	...	...	...	...	3	...	...	20	7	...	1	5	2	2	...	...	...	...	...	...	...
November	7,275	363	49.1	48	...	...	...	...	...	2	24	1	...	...	...	2	4	...	...	...	...	...	...	...	...
December	7,250	217	29.9	62	...	...	...	...	1	...	31	13	...	...	...	7	...	1	1	...	...	...	...	...	...
						...	...	...	5	12	7	122	32	...	2	76	1	25	1	...	27	4	10	...	...
Died per 1,000 of the Average Strength.																									
For the year	6,722	212	31.5	339	49.99	...	...	2.53	1.04	22.91	...	2.29	11.31	1.15	3.72	1.15	...	4.02	...	5.0	2.38	...	...	...	...

CAUSES OF ADMISSIONS.	NUMBER OF ADMISSIONS INTO HOSPITAL IN EACH MONTH.												Total Admitted during the Year.	Admitted per 1,000 of Strength.	Died out of each hundred cases treated.
	Jan.	Feb.	March.	April.	May.	June.	July.	Aug.	Sept.	Oct.	Nov.	Dec.			
Cholera	...	...	...	...	...	...	...	...	2	1	...	...	3	4	...
Smallpox	...	...	...	...	...	...	...	...	...	...	...	...	...	...	...
Enteric Fever	...	...	...	...	...	...	...	...	...	...	...	...	...	...	...
Fever, Intermittent	85	77	105	154	160	108	105	615	681	552	226	132	3,000	446.3	17
Fever, Remittent and Continued	7	3	6	9	9	5	5	5	10	8	5	6	78	11.6	15.38
Apoplexy	...	...	...	1	...	3	...	...	...	...	2	...	6	9	109.0
Dysentery	54	15	17	23	11	18	14	90	99	115	57	36	549	81.7	14.58
Diarrhoea	25	17	31	28	19	28	29	55	85	69	51	79	567	73.4	...
Hepatitis	...	...	...	1	...	...	...	...	1	...	...	...	3	4	...
Spleen Disease	2	1	1	...	...	...	...	4	5	1	...	1	24	3.6	8.33
Respiratory Diseases	114	58	30	24	33	26	25	22	12	18	26	27	415	61.7	18.31
Phthisis Pulmonalis	4	1	...	1	2	3	1	...	1	2	1	3	19	2.8	109.00
Dropsy	...	...	...	...	...	...	...	...	...	...	...	...	1	1	...
Atrophy and Anæmia	13	8	5	4	1	3	7	13	8	9	8	6	87	12.9	31.03
Scurvy	...	...	...	...	...	...	1	...	1	...	...	...	2	3	...
Rheumatism	6	3	8	2	7	6	10	5	6	12	9	7	81	12.1	...
Veneral Diseases	5	9	5	8	10	11	11	7	12	8	3	7	96	14.3	...
Eye Diseases	...	4	6	13	19	13	3	6	16	22	14	5	129	19.2	...
Abscess and Ulcer	65	66	57	74	78	79	113	64	48	40	34	43	752	112.0	132
Wounds and Accidents	24	19	22	22	26	27	39	30	16	29	18	12	306	39.6	...
All other Causes	16	17	23	26	10	38	22	28	20	14	23	27	269	40.0	...
	428	279	316	399	391	370	392	944	1,023	891	477	386	6,287	...	...
Admitted per 1,000 of the Average Strength in each Month.															
	71.1	46.1	51.2	61.8	61.5	55.1	57.3	131.8	141.0	122.8	65.6	53.2	835.3	...	...

# JAILS OF THE BENGAL PRESIDENCY, 1873.

## VII.

TABLE showing the SICKNESS and MORTALITY among the JAIL POPULATION in the PUNJAB during the Year 1873, and the prevalence of the principal Diseases in each Month of the Year.

MONTHS.	Average Strength.	Average Number Daily Sick.	Number Daily Sick per 1,000 of Strength.	Number of Deaths.	Died per 1,000 of Strength.	CAUSES OF DEATHS.																			
						Cholera.	Smallpox.	Enteric Fever.	Typhus Fever.	Fever, Intermittent.	Fever, Remittent and Continued.	Apoplexy.	Dysentery.	Diarrhea.	Hepatitis.	Spleen Disease.	Respiratory Diseases.	Heart Disease.	Phthisis Pulmonalis.	Dropsy.	Scurvy.	Atrophy and Anæmia.	Wounds and Accidents.	All other Causes.	
January	12,982	423	32.6	95	...	...	...	...	5	22	...	14	6	...	1	38	...	2	...	...	4	...	3		
February	12,915	427	33.1	65	...	...	...	...	3	16	...	4	3	...	1	28	...	1	...	...	4	...	1		
March	12,920	457	35.4	74	...	...	...	...	23	3	...	2	4	...	...	17	...	...	1	...	1	...	1		
April	13,013	439	33.9	39	...	...	...	...	10	4	...	...	1	...	1	4	...	1	...	...	1	...	...		
May	13,185	498	37.9	47	...	...	1	...	4	10	9	...	3	...	...	9	...	...	...	...	...	...	...		
June	13,707	391	28.5	56	...	...	...	...	5	5	5	...	5	...	...	3	...	1	...	...	...	...	...		
July	14,130	339	25.4	16	...	...	...	...	...	4	3	1	...	...	...	2	...	...	...	...	...	...	...		
August	14,498	524	36.1	17	...	...	...	...	...	4	1	4	1	...	...	1	1	...	...	...	1	...	...		
September	14,581	876	60.1	35	...	...	...	...	2	9	1	4	4	...	...	8	...	...	...	...	...	...	...		
October	14,900	931	62.5	61	...	...	...	...	1	26	1	5	5	1	1	15	1	1	...	...	1	1	...		
November	14,838	651	44.0	90	...	...	...	...	3	29	1	11	2	...	...	30	...	...	...	...	5	...	...		
December	14,693	618	35.3	101	...	...	...	...	1	27	...	12	8	...	...	41	...	...	...	...	1	...	...		
						...	1	...	42	37	176	15	69	36	1	4	197	5	13	2	...	19	11	49	
Died per 1,000 of the Average Strength.																									
For the year	13,863	534	38.5	676	48.76	...	67	...	18.39*	...	1.08	7.57	...	67	29	14.21	36	94	14	...	1.30	50	3.54	...	

CAUSES OF ADMISSIONS.	NUMBER OF ADMISSIONS INTO HOSPITAL IN EACH MONTH.												Total Admitted during the Year.	Admitted per 1,000 of Strength.	Died out of each hundred cases treated.	
	Jan.	Feb.	March.	April.	May.	June.	July.	Aug.	Sept.	Oct.	Nov.	Dec.				
Cholera	...	...	...	...	...	...	...	...	...	...	...	...	...	3	2	33.33
Smallpox	...	1	...	1	1	...	...	...	...	...	...	...	...	...	...	...
Enteric Fever	...	...	...	...	...	...	...	...	...	...	...	...	...	...	...	...
Fever, Intermittent	534	397	301	444	608	501	352	1,326	1,931	1,419	802	429	8,954	645.9	41	
Fever, Remittent and Continued	156	213	247	114	81	96	51	71	241	585	235	119	2,299	159.3	9.87	
Apoplexy	...	...	1	2	...	6	5	1	1	1	1	...	18	1.3	83.33	
Dysentery	56	28	45	52	60	84	68	93	156	116	79	74	911	65.7	5.08	
Diarrhea	93	59	69	75	86	109	100	125	142	189	85	62	1,154	83.3	...	
Hepatitis	1	1	...	1	2	1	...	1	...	1	...	...	8	6	12.50	
Spleen Disease	12	6	5	13	9	14	12	3	20	9	19	14	136	9.8	2.94	
Respiratory Diseases	209	152	97	46	39	48	33	42	81	83	140	235	1,185	85.5	16.82	
Phthisis Pulmonalis	3	4	1	3	1	4	...	...	1	1	3	2	25	1.7	56.52	
Dropsy	3	...	2	1	2	3	...	...	4	3	2	2	24	1.7	8.33	
Atrophy and Anæmia	30	59	6	16	13	3	8	6	9	11	10	8	179	12.9	10.06	
Scurvy	1	1	...	3	...	...	...	...	2	3	...	1	11	8	...	
Rheumatism	16	12	10	6	25	28	26	28	22	19	17	20	229	16.5	...	
Veneral Diseases	15	7	18	15	19	15	28	18	19	19	13	11	197	14.2	...	
Eye Diseases	3	8	15	20	30	34	24	37	46	17	7	10	251	18.1	...	
Abscess and Ulcer	91	70	99	106	122	196	268	184	168	99	115	156	1,614	116.4	1.61	
Wounds and Accidents	25	35	36	45	43	41	45	41	37	41	36	17	442	31.9	...	
All other Causes	92	84	98	104	125	123	138	108	169	83	105	155	1,315	94.9	...	
	1,340	1,047	1,059	1,067	1,266	1,306	1,158	2,066	2,900	2,659	1,699	1,315	18,963			
Admitted per 1,000 of the Average Strength in each Month.																
	103.2	81.1	81.3	82.0	96.0	95.3	81.9	148.9	198.9	178.2	112.6	89.6	1360.7			

\* See Notes to Tables I and XII.



# JAILS OF THE BENGAL PRESIDENCY, 1873.

## VIII.

COMPARATIVE STATEMENT of the RATIOS of SICKNESS and MORTALITY among the JAIL POPULATION of the various PROVINCES of the BENGAL PRESIDENCY.

	RATIOS PER 1,000 OF AVERAGE STRENGTH.						
	Bengal Proper and Assam.	Gangetic Provinces and Oude.	Central Provinces (excluding Saugor and Jubbulpore).	Agra and Central India.	Rohtak and Meerut.	Panjab.	BENGAL PRESIDENCY.
I.—AVERAGE DAILY SICK-RATE OF EACH MONTH.							
January	36.4	22.1	29.0	29.4	29.9	32.6	29.0
February	31.8	24.8	21.8	18.6	26.3	33.1	28.0
March	32.5	22.3	30.5	29.7	27.7	35.4	27.7
April	33.5	24.8	31.5	21.2	23.1	33.9	28.6
May	32.5	23.0	28.2	29.0	22.8	31.0	27.0
June	31.2	23.5	27.3	29.8	21.0	28.5	26.1
July	36.4	23.1	27.3	21.0	22.1	25.4	26.9
August	40.8	27.1	39.8	30.5	37.4	36.1	33.9
September	40.1	30.5	49.0	40.0	45.3	60.1	41.7
October	39.5	30.1	55.9	47.7	55.4	62.5	43.4
November	40.6	28.4	42.4	31.3	39.1	44.0	36.2
December	39.5	27.6	36.4	27.9	29.9	35.3	32.5
AVERAGE OF THE YEAR	36.3	27.7	35.7	27.7	31.5	38.5	31.9
II.—COMPOSITION OF THE ADMISSION-RATE OF THE YEAR.							
Cholera	15.4	9.2	4	...	4	...	7.0
Smallpox	7	5.5	...	2.3	...	2	2.3
Fever	478.2	255.8	439.6	251.0	457.9	805.2	439.2
Apoplexy	7	2.2	...	...	9	1.3	1.3
Dysentery and Diarrhoea	396.6	173.7	198.1	169.7	157.1	149.0	217.4
Hepatitis	1.2	6	8	1.4	4	6	8
Spleen Disease	18.4	3.2	5.5	2.8	3.6	9.8	8.3
Respiratory Diseases	33.0	21.9	31.5	36.3	61.7	85.5	44.0
Phthisis Pulmonalis	6.2	3.0	2.1	2.8	2.8	1.7	3.5
Dropsy	7.7	1.2	...	...	1	1.7	2.7
Atrophy and Anæmia	46.7	10.3	4.7	5.8	12.9	17.9	19.4
Scurvy	2.5	3	6.0	...	3	...	3.2
Rheumatism	23.3	13.3	28.1	15.6	12.1	16.5	16.9
Veneral Diseases	17.3	11.5	21.3	14.9	14.3	14.2	3.3
Eye Diseases	8.4	10.4	26.4	15.4	19.2	18.1	13.0
Abscess and Ulcer	69.2	122.2	219.6	131.0	112.0	116.4	119.0
Injuries	41.6	50.6	42.5	47.8	39.6	31.9	42.7
All other Causes	125.0	70.5	105.9	71.4	49.0	94.9	86.9
ADMISSION-RATE OF THE YEAR	1289.1	768.4	1176.0	709.7	905.3	1369.7	1042.9
III.—COMPOSITION OF THE DEATH-RATE OF THE YEAR.							
Cholera	6.44	4.02	...	...	...	...	2.97
Smallpox	0.6	3.8	...	2.3	...	0.7	1.8
Fever	235	186	340	116	253	1839	547
Apoplexy	7.4	8.9	...	2.3	10.4	1.08	8.1
Dysentery and Diarrhoea	187.0	197.4	11.06	11.20	22.01	7.57	16.64
Hepatitis	0.6	1.6	...	4.7	...	0.7	1.2
Spleen Disease	5.6	2.5	4.2	...	2.9	2.9	3.3
Respiratory Diseases	4.09	4.44	2.55	4.42	11.31	14.21	7.00
Heart Diseases	1.05	1.3	8.5	1.63	1.5	3.6	5.2
Phthisis Pulmonalis	3.78	2.16	...	1.39	3.72	2.4	2.33
Dropsy	1.55	2.5	4.2	4.7	1.5	1.4	5.5
Atrophy and Anæmia	1.92	1.86	1.28	1.63	4.92	1.59	1.94
All other Causes	3.10	5.63	3.82	2.80	2.97	4.34	4.23
DEATH-RATE OF THE YEAR	44.40	41.68	23.89	25.63	49.09	48.76	43.08
DIED OUT OF EACH HUNDRED CASES TREATED.							
IV.—MORTALITY RELATIVE TO THE NUMBER TREATED.							
Cholera	41.94	43.78	...	...	...	...	42.43
Smallpox	8.33	6.91	...	10.00	...	33.33	7.74
Intermittent Fever	13	20	19	...	17	41	24
Remittent and Continued Fevers	19.26	35.71	26.69	25.00	15.38	9.27	11.65
Apoplexy	100.00	35.85	...	...	100.00	83.33	60.67
Dysentery and Diarrhoea	4.71	11.37	5.58	12.95	14.58	5.48	7.66
Hepatitis	5.00	28.57	7.70	33.33	...	12.50	15.09
Spleen Disease	3.92	7.79	...	...	8.33	2.94	2.93
Respiratory Diseases	12.38	17.85	8.11	12.18	18.31	10.62	16.88
Phthisis Pulmonalis	69.40	70.83	...	50.00	109.00	56.32	67.24
Dropsy	29.00	21.43	...	...	...	8.33	20.56
Atrophy and Anæmia	4.11	18.03	27.27	28.00	31.00	10.96	10.00



# JAILS OF THE BENGAL PRESIDENCY, 1873.

## IX.

TABLE showing the GENERAL STATISTICS of SICKNESS and MORTALITY in the JAILS of the BENGAL PRESIDENCY, and the AVERAGE NUMBER DAILY SICK in each MONTH.

STATIONS.	Average Strength for the Year.	DAILY SICK PER 1,000 OF AVERAGE STRENGTH IN EACH MONTH.												Daily Sick per 1,000 of Average Strength for the Year.	Admitted into Hospital per 1,000 of Average Strength.	DIED PER 1,000 OF AVERAGE STRENGTH.		
		Jan.	Feb.	Mar.	Apr.	May.	June.	July.	Aug.	Sept.	Oct.	Nov.	Dec.			A. Cholera.	B. All other Causes.	C. All Causes.
Presidency (Natives) ...	970	584	462	447	363	255	266	476	628	619	585	533	518	474	27340	516	2268	2784
Alipore ...	2,444	579	473	539	550	500	420	531	527	496	475	611	567	524	18662	368	2690	3028
Barasat ...	232	617	790	687	632	549	744	633	619	918	38	1036	1067	733	11724	...	6897	6897
Jessore ...	465	239	115	299	216	115	185	217	119	226	235	253	347	215	9693	...	2366	2366
Kishnaghur ...	354	514	304	200	299	196	262	223	270	416	318	442	309	311	7712	...	1432	1432
Moorsheadabad ...	292	147	48	93	77	138	126	129	159	57	179	322	226	137	3904	342	342	685
Hooghly ...	490	510	516	579	613	701	529	579	531	516	648	745	716	502	19878	408	5714	6122
Burdwan ...	310	524	345	366	288	280	183	218	265	232	332	310	294	280	12774	1290	7742	9032
Banarohar ...	244	181	109	185	156	157	156	243	377	228	216	290	290	205	4098	...	2869	2869
Purulia ...	197	151	105	166	213	197	91	174	89	89	333	159	...	152	6294	1523	2030	3533
Source ...	318	569	459	391	593	392	390	395	595	639	703	442	502	503	17295	...	7547	7547
Rajmahal ...	86	226	335	323	405	319	676	571	323	526	641	541	548	465	11744	1163	1163	2326
Doozhur and Sub-divs.	68	143	...	182	435	400	482	702	263	339	198	506	308	294	7058	...	2941	2941
Malda ...	58	469	135	390	152	169	588	506	545	741	690	1000	800	517	10517	...	5172	5172
Dinapore ...	503	494	594	472	306	163	100	98	153	399	497	150	542	318	9801	...	2882	2882
Rajshahye ...	626	237	142	134	201	232	219	285	385	307	289	288	316	272	6917	...	2875	2875
Rangpur ...	402	354	386	394	347	343	204	281	464	338	534	437	670	423	12886	...	7711	7711
Rogra ...	121	328	305	367	645	238	205	312	598	476	526	577	413	413	13223	3306	1653	4959
Nymensingh ...	496	263	197	216	244	251	258	173	186	215	256	289	354	242	11190	...	5847	5847
Pabna ...	165	296	458	478	556	625	444	249	234	327	510	741	492	424	10909	...	1818	1818
Furcedpore ...	412	156	230	153	179	172	205	162	225	166	76	164	284	170	7427	...	728	728
Backergunge ...	598	347	268	350	386	283	213	350	489	344	338	340	334	334	9147	1003	5519	6522
Noacolly ...	163	476	278	201	411	329	318	470	567	520	314	357	361	368	10625	...	1227	1227
Chittagong ...	245	227	301	235	232	325	375	314	263	221	169	295	262	286	11224	...	2941	2941
Tipperah ...	281	39	66	138	217	350	181	297	247	136	135	211	177	178	5765	...	4626	4626
Dacca ...	650	323	218	226	256	225	247	282	270	295	194	268	301	246	6138	769	2769	3538
Sylhet ...	340	292	393	346	428	610	604	691	767	608	458	495	370	500	15558	...	1500	1500
Shillong ...	37	1250	571	556	276	...	588	690	1081	1364	1395	1000	238	811	19459	2703	21621	24324
Cachar ...	91	521	390	394	707	654	549	543	595	822	795	709	658	549	17253	...	5709	10577
Gowalpara ...	104	690	481	472	818	680	962	105	476	396	392	187	490	577	19038	4808	5601	6004
Gonahatty ...	106	130	256	385	227	431	431	403	706	435	565	497	472	472	13392	943	2000	2000
Seebaugor ...	100	519	349	309	400	612	577	690	583	603	812	797	690	690	27400	...	2353	2353
Nowgong ...	85	105	215	319	222	217	323	357	233	411	154	270	263	235	8117	...	4023	5172
Tezpore ...	174	1086	852	958	823	1169	915	1176	1110	1084	780	863	794	977	44023	1149	1449	1449
Debrooghur ...	69	370	167	...	274	312	508	469	725	494	852	595	633	435	21739	...	...	...
Midnapore ...	1,183	303	278	250	204	180	207	296	337	321	270	286	185	254	9713	...	3719	3719
Balsonore ...	175	256	235	237	244	214	270	335	455	440	323	419	273	343	6971	...	1143	1143
Cuttack ...	269	267	398	398	258	324	360	504	498	441	421	515	497	409	11821	372	1115	1487
Pooree ...	67	299	154	...	159	175	...	402	294	286	137	137	135	149	14925	1492	...	1492
Monghyr ...	374	117	80	25	50	76	74	25	81	87	88	85	117	80	2567	...	2674	2674
Bhagnulpore, Central...	911	44	61	96	114	498	353	331	492	467	452	184	153	252	6883	5949	7026	12075
Bhagnulpore, District...	398	201	160	100	230	221	344	764	543	453	431	338	249	325	6818	1948	12338	14286
Purneah ...	346	196	256	179	188	167	150	87	155	256	337	277	257	202	5867	...	2890	2890
Julpigoree ...	91	159	147	256	357	114	309	278	93	...	105	109	220	220	3846	1099	4395	5494
Darjeeling ...	35	303	303	244	893	606	1250	1471	789	294	312	203	244	571	11429	...	2857	2857
	16,147	364	318	375	335	325	312	364	498	491	395	406	395	363	12861	644	3796	4440
Chyehatta ...	75	404	435	759	390	145	794	649	1233	923	685	1111	656	667	11867	8000	2667	10667
Rancher ...	240	337	532	359	466	405	346	328	239	189	247	311	343	333	11916	417	1666	2983
Hazareebangh ...	1,106	226	226	217	210	274	281	314	353	366	253	264	211	271	8962	...	2532	2532
Grah ...	493	224	263	293	378	231	419	399	510	669	525	398	369	406	15598	203	13590	13793
Patna ...	421	67	72	120	108	159	92	111	170	180	120	98	121	119	4347	2138	5225	7363
Dehree Ghat working gang	650	292	311	202	280	142	131	222	120	141	95	205	302	215	8723	308	2769	3977
Arrah ...	416	192	274	343	399	308	298	516	517	521	388	251	219	337	7626	4327	4086	8413
Chumpran ...	217	169	224	207	249	354	260	204	385	323	195	308	251	276	11935	3687	11099	14746
Moorapore ...	462	97	100	145	354	192	189	212	270	280	375	367	300	238	7338	650	8440	9949
Chuprah ...	329	61	62	100	162	157	211	294	245	332	262	140	147	182	4650	304	2735	3939
Ghaseepore ...	577	18	35	73	87	299	114	68	138	127	85	36	18	87	2860	...	2253	2253
Benares, Central District	1,501	355	383	254	348	336	451	496	419	542	574	650	625	453	11596	...	4264	4264
" District	551	325	376	397	399	372	395	350	441	610	338	316	343	381	12105	1270	1270	2540
Nirzapore ...	233	258	394	410	267	222	292	320	397	447	556	382	236	326	11107	...	7905	7905
Azamghur ...	440	286	315	327	284	246	323	296	244	280	229	108	124	250	7659	...	4518	4518
Joynpore ...	401	421	590	456	628	740	601	665	920	693	758	510	378	599	16359	1496	5237	6733
Goruckpore ...	735	467	547	596	483	320	262	335	693	588	574	415	369	450	10410	...	6887	6887
Bustee ...	444	474	636	593	579	411	350	398	349	423	453	616	739	495	1538383			



STATIONS.	Average Strength for the Year.	DAILY SICK PER 1,000 OF AVERAGE STRENGTH IN EACH MONTH.												Daily Sick per 1,000 of Average Strength for the Year.	Admitted into Hospital per 1,000 of Average Strength.	DEATH PER 1,000 OF AVERAGE STRENGTH.		
		Jan.	Feb.	Mar.	Apr.	May.	June.	July.	Aug.	Sept.	Oct.	Nov.	Dec.			A. Cholera.	B. All other Causes.	C. All Causes.
Banda	433	265	190	160	229	273	283	207	193	385	332	333	270	254	14642	3233	5774	9067
Allahabad, Central	2,081	179	188	189	247	278	259	224	293	333	404	332	409	284	4612	...	3508	3508
" District	679	128	168	188	139	112	138	61	109	128	139	113	88	118	3343	1947	2798	2945
	23,657	221	248	223	248	230	235	231	271	305	301	284	270	257	7681	402	3766	4168
Sambalpur	96	588	440	417	349	361	233	440	481	508	351	291	100	417	11354	...	3125	3125
Raipur	377	259	164	229	317	279	490	369	505	706	815	708	609	564	12261	...	4500	4500
Balasore	61	...	...	...	...	152	...	149	185	577	143	...	...	164	1803	...	3280	3280
Musella	64	...	161	152	448	746	597	822	921	933	806	...	...	469	10000	...	3125	3125
Seone	127	150	244	189	377	270	246	153	280	325	290	312	152	236	7638	...	3937	3937
Chhindwara	97	112	115	351	348	446	283	385	206	303	674	130	375	309	10928	...	1031	1031
Baitool	92	282	...	133	267	380	105	183	309	306	297	174	268	217	7934	...	...	...
Nursingpore	124	...	...	104	93	...	86	175	163	163	462	272	217	161	6855	...	806	806
Hoshungabad	106	294	288	104	180	235	214	108	226	147	1812	795	355	482	11446	...	1205	1205
Nimar	85	337	250	361	333	337	435	430	575	692	649	500	375	471	19059	...	5480	5480
Sehore	73	870	690	339	377	392	625	667	1149	729	513	843	700	685	29452	...	2234	2234
Nagpore	761	313	310	376	338	195	188	128	265	323	307	373	353	289	10659	...	1471	1471
Bandhara	60	263	145	196	227	323	393	333	426	351	333	179	149	333	11333	...	1234	1234
Wardah	68	217	137	154	152	270	312	526	441	390	418	...	...	294	20588	...	...	...
Chanda	81	291	235	617	488	595	500	357	633	548	590	390	294	494	11111	...	...	...
	2,352	290	248	305	315	282	273	272	398	490	559	424	364	357	11760	...	2380	2380
Jubbulpore	854	490	225	181	160	151	47	68	128	127	104	141	93	152	4485	...	5152	5152
Dumoh	71	509	192	192	189	435	290	725	779	957	816	947	472	563	20986	...	4225	4225
Saugor	253	471	412	442	412	645	553	476	533	558	661	714	672	538	14977	...	2691	2691
Lullaspore	113	385	102	112	...	112	97	92	130	238	76	226	274	177	4536	...	...	...
Jhansi	224	323	193	156	105	92	253	263	102	209	226	179	295	179	4339	...	893	893
Ajmere	330	457	221	467	699	564	657	732	762	954	729	517	379	680	12445	...	296	296
Muttra	192	108	...	68	133	176	122	250	89	291	317	185	142	208	7760	...	2083	2083
Agra, Central	1,857	142	150	170	166	150	194	220	312	458	568	372	263	275	5659	...	2809	2809
" District	424	197	211	191	223	120	108	110	317	252	256	218	271	212	8278	...	2594	2594
	4,286	264	186	207	212	290	208	240	305	400	427	343	279	277	7097	...	2863	2863
Etawah	291	...	40	76	109	79	72	64	102	169	239	169	174	103	5189	...	687	687
Meerut	450	218	192	193	166	166	156	147	97	95	69	104	110	133	3289	...	1555	1555
Etah	252	293	161	165	161	226	162	224	287	470	390	183	254	238	8571	...	397	397
Allypore	481	165	198	245	222	189	181	152	169	309	364	211	182	207	6963	...	1466	1466
Bolnisi	164	187	119	68	65	213	128	60	229	703	724	437	217	244	8842	...	3629	3629
Shahjehanpore	275	352	287	291	318	497	226	259	306	306	692	561	406	364	9091	...	7637	7637
Budon	335	46	130	74	93	113	86	186	168	164	163	95	108	119	3731	...	597	597
Bareilly, Central	1,229	430	328	286	274	233	206	186	258	335	391	269	251	293	7339	...	8788	8788
" District	671	413	387	280	248	171	214	204	242	259	725	248	142	298	8897	...	5812	5812
Moradabad	321	61	65	30	63	87	116	163	88	224	140	96	63	93	3489	...	935	935
Almorah	142	128	191	138	208	271	370	352	278	352	290	301	376	282	4972	...	2113	2113
Bijnore	286	114	116	56	55	152	143	87	152	250	279	180	136	146	8592	...	3983	3983
Deyrah	65	...	...	...	...	175	175	...	133	133	132	133	135	154	3539	...	685	685
Saharanpore	292	310	268	286	312	289	277	559	679	593	297	294	342	342	9260	...	2963	2963
Moradnagar	135	333	330	180	139	74	65	127	128	360	234	276	219	222	3259	...	7677	7677
Meerut, Central	1,003	395	320	289	385	340	262	261	804	995	1246	765	583	578	17238	...	9852	9852
" District	406	443	506	407	326	478	537	512	1292	1441	1217	1127	820	739	23325	...	4909	4909
	6,722	290	263	227	231	228	210	221	374	458	554	361	299	315	8353	...	5696	5696
Delhi	316	253	206	242	242	364	235	199	192	273	312	365	301	253	9967	...	800	800
Googson	125	333	476	284	216	219	138	209	645	1212	1210	952	594	560	10200	...	556	556
Rohatuck	190	55	110	113	56	176	114	53	543	568	284	109	106	167	11722	...	2857	2857
Hissar	210	168	53	151	340	233	226	82	299	567	345	95	87	238	9810	...	2304	2304
Sirsa	217	124	143	212	311	387	380	250	313	581	355	221	143	276	8986	...	...	...
Karnal	212	86	152	142	188	181	177	190	194	206	194	93	...	142	5236	...	2100	2100
Umballa	762	46	121	147	181	142	85	72	179	529	462	283	177	210	8648	...	5863	5863
Working Gang at Roopar	904	706	428	426	522	637	600	695	809	1672	2571	1155	711	996	42112	...	1418	1418
Loodianah	282	278	193	161	277	229	234	272	331	532	473	233	361	284	11454	...	1823	1823
Jullundur	384	292	206	206	256	196	127	130	106	164	164	144	125	182	4051	...	1196	1196
Ferozepore	418	120	74	125	127	127	149	188	184	238	131	115	164	144	4019	...	5563	5563
Umrutur	206	521	277	488	639	673	381	292	448	892	549	184	187	456	20999	...	7509	7509
Lahore, Central	2,224	421	403	341	295	369	317	194	456	1049	594	428	348	450	13974	...	8721	8721
" Female Jail	172	373	244	364	559	353	468	417	814	1529	829	896	632	610	25465	...	1134	1134
Sialkote	441	690	646	623	372	476	538	496	493	637	617	549	575	544	12698	...	...	...
Ghormaila	140	238	244	323	400	594	323	338	676	613	440	382	169	367	15286	...	2597	2597
Doodaspore	308	99	30	63	242	225	264	166	185	229	227	92	68	162	6558	...	3823	3823
Gojranwalla	497	281	424	292	260	237	160	198	293	254	238	235	187	262	7384	...	1347	1347
Gograt	297	195	33	29	60	32	34	...	40	36	34	33	...	34	10677	...	3500	3500
Shahpore	314	163	162	198	76	86	362	578	669	442	236	347	496	318	7898	...	5536	5536
Jhelum	289	309	277	187	177	293	169	160	198	331	239	266	203	242	8581	...	755	755
Montgomery	662	169	196	102	109	79	99	102	155	157	143	92	59	121	6072	...	2432	2432
Mooltan	749	95	225	293	287	269	231	59	53	88	109	133	169	162	5538	...	1108	1108
Jhung	361	89	60	129	111	84	27	50	177	84	85	115	86	83	4958	...	2036	2036
Dera Ghazee Khan	389	389	214	278	302	395	339	365	249	312	230	170	77	257	15784	...	4833	4833
Dera Ismael Khan	638	386	491	442	356	363	446	406	375	348	492	457	391	399	15260	...	1695	1695
Kohat	177	417	347	405	581	421	529	281	159	393	220	116	186	339	16960	...	5600	5600
Bannoo	193	395	183	259	270	213	280	385	440	594	804	472	696	377	15669	...	13915	13915
Rawalpindi	963	351	545	607	878													



# JAILS OF THE BENGAL PRESIDENCY, 1873.

## X.

TABLE showing the *RATIO* in which the *PRINCIPAL DISEASES* have contributed to make up the *ADMISSION-RATE* of the *YEAR* in the *JAIL HOSPITALS* of the *BENGAL PRESIDENCY*.

STATIONS.	Average Strength for the Year.	ADMITTED INTO HOSPITAL PER 1,000 OF AVERAGE STRENGTH.											Admitted per 1,000 of the Average Strength from all Causes.	
		Cholera.	Fever, Intermittent.	Fever, Remittent and Continued.	Dysentery & Diarrhea.	Hepatitis.	Spleen Disease.	Respiratory Diseases.	Phtisis Pulmonalis.	Dropsy.	Atrophy and Anæmia.	Scurvy.		All other Causes.
Presidency (Natives)	950	10.3	767.0	...	1476.3	1.0	7.2	13.4	1.0	...	147.5	...	310.3	2734.0
Alipore	2,444	8.6	593.7	61	773.7	1.2	11.5	25.4	7.8	1.6	191.9	4.5	330.2	1956.2
Baraset	232	4.3	267.2	30.2	357.8	...	60.3	64.7	47.4	8.6	34.5	21.5	275.9	1172.9
Jessore	465	2.2	569.9	34.4	71.0	...	28.0	38.7	2.2	4.3	10.7	...	227.9	989.3
Kishnaghur	354	5.7	347.5	2.8	189.3	...	16.9	36.7	...	...	2.8	...	169.5	771.2
Moorsheadabad	292	3.4	181.5	3.4	61.7	...	6.9	17.1	13.7	...	3.4	...	99.3	380.4
Hooghly	490	10.2	614.3	8.2	571.4	...	38.8	22.4	38.8	8.2	2.0	...	624.5	1938.8
Burdwan	310	16.1	854.8	3.2	235.5	...	16.1	6.5	6.5	...	9.7	...	129.0	1277.4
Ranecorah	244	...	168.0	...	32.8	...	8.2	20.5	4.1	...	20.5	...	155.7	409.8
Parula	197	25.4	309.6	...	142.1	...	...	35.5	...	...	5.1	...	111.7	629.4
Sooree	318	...	619.5	3.1	292.5	3.1	22.0	163.8	9.4	3.1	28.3	...	644.7	1729.5
Rajmahal	86	11.6	779.1	...	269.3	...	34.9	11.6	...	...	...	...	127.9	1174.4
Doochur and Sub-divisions	68	...	88.2	14.7	205.9	...	...	44.1	...	...	...	...	352.9	705.8
Malda	58	17.2	310.4	...	258.6	...	172.4	...	...	34.5	17.2	...	241.4	1051.7
Dinapore	603	...	479.1	...	97.4	...	6.0	37.8	2.0	21.9	11.9	...	324.0	990.1
Rajshahye	626	...	367.4	22.4	111.8	...	17.6	19.1	1.6	11.2	12.8	...	127.8	601.7
Rangpore	402	2.5	447.8	14.9	459.2	2.5	...	29.9	32.3	109.3	...	...	199.0	1286.6
Bogra	121	107.4	579.2	74.4	264.5	...	8.3	82.6	16.5	...	8.3	...	190.1	1322.3
Myemsingh	496	...	401.2	6.1	441.5	2.0	14.1	44.5	6.1	8.1	6.1	...	189.5	1119.0
Pulna	165	...	678.8	...	242.4	...	42.4	30.3	...	...	...	...	697.0	1699.9
Furzedpore	412	...	461.1	...	70.4	...	...	24.3	...	...	2.4	...	184.5	742.7
Backergunge	598	31.8	448.2	13.4	279.2	...	6.7	13.4	5.0	1.7	...	1.7	113.6	914.7
Noncoily	163	...	736.2	...	251.5	12.3	24.5	67.5	6.1	18.4	6.1	...	539.9	1602.5
Chittagong	245	4.1	534.7	12.2	268.2	...	4.1	57.1	...	16.3	8.2	...	277.5	1129.4
Tippurah	281	...	211.3	10.7	156.6	...	33.6	14.2	...	3.6	7.1	...	110.3	576.5
Dacca	650	12.3	138.5	26.2	116.9	3.1	13.8	55.4	9.2	3.1	...	1.5	233.8	613.8
Sylhet	340	2.9	429.6	8.8	238.2	...	8.8	47.1	...	8.8	17.6	317.7	485.3	1555.8
Shillong	37	27.0	837.8	...	139.1	...	27.0	54.1	...	135.1	135.1	54.1	540.6	1945.9
Cachar	91	11.0	547.5	11.0	582.4	...	11.0	11.0	...	...	11.0	...	560.4	1725.3
Gowalpara	104	76.9	701.9	...	667.3	...	19.2	38.5	19.2	...	38.5	...	442.3	1903.8
Gowhaty	106	18.9	547.2	...	396.2	9.4	9.4	94.4	...	28.3	...	...	226.4	1339.2
Seebaugor	100	...	1190.0	29.0	860.0	...	...	20.0	...	20.0	...	...	630.0	2740.0
Noungong	85	...	458.8	35.3	58.8	...	23.5	35.3	...	...	11.8	...	188.2	812.7
Terpore	174	34.5	1057.5	34.5	1523.0	5.7	471.3	115.2	...	...	28.7	...	1091.9	4402.3
Debrooghur	69	...	985.5	...	694.2	...	43.5	43.5	...	...	...	...	507.2	2173.9
Midnapore	1,183	6.8	653.4	8	142.9	1.7	2.5	38.9	3.4	3.4	7.6	...	109.9	971.3
Balsore	175	...	285.7	...	205.7	...	...	11.4	...	...	...	...	194.3	697.1
Cuttack	269	7.4	368.0	11.2	163.6	7.4	7.4	40.9	...	...	3.7	14.9	557.6	1182.1
Pooree	67	14.9	859.8	...	238.8	...	...	14.9	...	...	14.9	...	338.2	1495.5
Monghyr	374	...	26.7	...	61.5	...	10.7	24.1	...	2.7	16.0	2.7	112.3	256.7
Bhugulpore, Central District	911	116.3	58.2	1.1	273.3	1.1	3.3	5.5	3.3	9.9	11.0	14.3	191.0	688.3
Purneah	308	51.9	129.9	9.7	194.8	...	3.2	26.0	3.2	6.5	81.2	19.5	155.9	681.8
Julpigoree	346	...	203.2	...	89.6	5.8	31.8	43.3	...	11.6	8.7	...	100.7	586.7
Darjeeling	91	11.0	87.9	22.0	98.9	...	...	67.9	...	...	33.0	...	43.9	384.6
	35	...	342.9	...	371.4	...	142.9	114.3	...	...	...	...	171.4	1142.9
	16,147	15.4	468.6	8.4	396.6	1.2	18.4	33.0	6.2	7.7	46.7	9.5	273.4	1289.1
Chyebassa	75	106.7	426.7	26.7	369.0	...	...	...	...	...	...	...	266.6	1186.7
Ranchee	240	20.8	445.8	...	308.3	...	4.2	45.8	4.2	4.2	45.8	...	312.5	1191.6
Hazareebangh	1,106	...	435.8	11.8	133.8	9	9	24.4	...	1.8	10.9	9	245.0	866.2
Grah	403	16.2	454.4	18.2	687.6	...	2.0	18.2	4.1	4.1	16.2	6.1	332.7	1629.6
Patna	421	26.1	87.9	4.8	206.7	...	...	7.1	7.1	7.1	4.8	...	83.1	434.7
Dehree Ghat (Working Gang)	650	13.8	278.5	3.1	184.6	1.5	3.1	61.5	6.2	6.2	1.5	...	312.3	872.3
Arrah	416	141.8	110.6	2.4	220.0	2.4	4.8	59.5	4.8	4.8	12.0	2.4	175.5	762.0
Champuram	217	39.9	419.1	...	442.4	4.6	...	32.3	...	4.6	36.9	...	202.7	1193.5
Normfepore	462	21.6	153.7	4.3	385.3	...	2.2	6.5	...	6.5	...	...	153.7	733.8
Chuprah	329	6.1	94.2	...	255.3	...	...	15.2	3.0	...	3.0	...	88.2	465.0
Ghazepore	577	...	71.1	...	98.8	...	5.2	22.5	5.2	...	...	...	83.2	286.0
Benares, Central District	1,591	...	335.8	1.3	305.1	7	4.7	6.7	2.0	...	12.0	...	482.3	1150.6
Mirzapore	551	30.9	422.8	...	301.3	1.8	1.8	21.8	3.6	...	...	...	426.5	1210.5
Azimgarh	253	...	343.9	...	205.5	...	...	19.8	...	...	...	...	541.5	1119.7
Jounpore	440	...	243.2	...	168.2	...	...	6.8	...	...	11.4	...	336.3	765.9
Goruckpore	401	32.4	436.4	2.5	324.2	...	2.5	142.2	...	...	24.9	...	670.8	2635.9
Buxtee	755	...	269.9	...	331.1	1.3	9.3	21.2	5.3	...	6.8	...	405.3	1041.0
	444	...	405.4	...	681.1	...	6.7	94.6	4.5	2.3	2.3	...	441.4	1538.3
Gondah	618	...	377.0	3.2	93.9	...	3.2	22.7	1.6	...	8.7	...	328.5	839.8
Baraich	360	2.8	75.0	5.6	77.7	2.8	13.9	16.2	2.8	2.8	...	...	72.2	272.3
Fyzabad	829	...	171.3	2.4	197.8	...	...	27.7	1.2	...	8.5	...	174.9	583.8
Sultanpore	534	1.9	105.6	7.5	56.2	...	...	9.4	...	...	5.6	...	78.6	267.8
Rae Bareilly	807	39.6	203.2	12.4	69.4	2.5	5.0	21.1	13.6	...	49.6	1.2	94.2	511.8
Pertabghur	583	...	672.4	29.6	300.2	...	3.4	48.0	1.7	...	20.6	...	754.7	1821.6
Hurdai	280	...	214.3	3.6	178.5	3.6	...	25.0	3.6	...	14.3	...	375.0	817.9
Kherree	224	...	241.3	...	71.4	...	4.5	75.9	...	...	22.3	...	259.0	705.4
Lucknow, Central District	1,762	6	183.9	...	77.2	6	4.0	14.7	6.8	1.1	12.5	...	135.0	439.4
Seetapore	1,132	9	162.5	4.4	186.4	1.8	1.8	16.8	2.7	...	30.0	...	194.3	601.6
Nawabganje	1,037	...	189.1	6.7	65.6	...	...	15.4	1.0	...	...	...	32.40	595.8
Oonoo	179	...	257.0	...	11.2	...	...	5.6	...	...	11.2	...	234.6	519.6
	269	...	107.8	3.7	74.4	...	18.6	26.0	3.7	3.7	...	...	171.0	412.6
Humeerpore	226	...	358.4	...	88.5	...	13.3	22.1	...	...	35.4	...	331.9	849.6
Orate	191	...	403.1	5.2	26.2	...	...	10.5	...	5.2	...	...	59.5	549.7
Putteghur, Central District	958	...	89.8	...	28.2	...	...	17.8	2.1	1.0	10.4	...	531.3	689.6
	404	...	136.2	...	49.5	...	...	7.4	7.4	2.5	...	...	178.2	381.2



STATIONS.	Average Strength for the Year.	ADMITTED INTO HOSPITAL PER 1,000 OF AVERAGE STRENGTH.											Admitted per 1,000 of the Average Strength from all Causes.
		Cholera.	Fever, Intermittent.	Fever, Remittent and Continued.	Dysentery & Diarrhoea.	Hepatitis.	Spleen Disease.	Respiratory Diseases.	Phthisis Pulmonalis.	Dropsy.	Atrophy and Anæmia.	Scurvy.	All other Causes.
Cawnpore	373	8.0	428.9	...	139.4	...	13.4	13.4	5.4	...	5.4	...	331.2
Fatehpore	365	4.7	339.7	...	106.9	...	2.7	21.9	4.7	...	4.7	...	783.5
Banda	433	46.2	632.8	...	159.1	...	16.2	101.6	...	...	...	...	617.3
Allahabad, Central	2,081	...	149.0	5	50.9	...	5	13.9	5	1.0	...	...	247.9
" District	679	3.0	85.4	3.0	86.8	...	3.0	8.8	4.4	...	...	...	139.9
	23,657	9.2	252.1	3.6	173.7	6	3.2	24.9	3.0	1.2	10.3	3	286.3
Sumbulpore	96	...	427.1	30.8	156.3	...	10.4	10.4	...	...	10.4	...	500.0
Raepore	377	...	405.8	45.1	307.4	...	...	10.6	8.0	...	5.3	...	458.9
Belaspore	61	...	...	...	37.8	...	...	...	...	...	...	...	147.5
Mundla	64	...	500.0	...	218.7	...	...	31.3	...	...	...	...	1000.0
Soonee	127	...	212.6	...	283.5	...	...	47.2	...	...	7.9	...	204.7
Chindwarra	97	...	391.8	39.9	164.9	...	10.3	72.2	10.3	...	10.3	...	402.1
Baitool	92	...	173.9	...	271.7	10.9	10.9	54.3	...	...	...	...	271.7
Nursingpore	124	...	302.9	...	167.8	...	...	16.1	...	...	8.1	...	301.6
Hoshungabad	166	...	325.3	...	162.7	...	...	12.9	...	...	...	...	644.6
Nimar	85	...	1004.1	...	20.0	...	11.8	35.3	...	...	...	...	564.7
Shore	73	...	1287.7	...	674.3	...	13.7	164.4	...	...	...	...	904.1
Nagpore	761	1.3	465.2	1.3	106.4	1.3	7.9	31.5	...	...	6.6	15.8	458.6
Bandhara	69	...	283.3	...	233.3	...	16.7	69.7	...	...	...	...	533.3
Wardah	48	...	588.2	...	485.3	...	...	...	...	...	...	...	985.3
Chanda	81	...	382.7	...	123.5	...	...	24.7	...	...	12.3	...	567.9
	2,352	4	449.8	9.8	198.1	8	5.5	31.5	2.1	...	4.7	5.5	667.8
Jubbulpore	854	...	186.2	9.4	156.9	2.3	...	24.6	...	...	4.7	...	64.4
Damoh	71	...	845.1	...	255.5	...	...	112.7	...	...	...	...	887.3
Saugor	223	...	457.4	17.9	161.4	...	13.3	31.4	...	4.5	...	...	811.6
Lullaspore	113	...	123.9	...	33.4	...	8.8	26.6	8.8	...	...	...	230.1
Jhansi	224	...	102.7	...	26.8	...	17.9	22.3	4.4	4.4	13.4	...	241.1
Ajmere	339	...	445.4	17.7	109.3	...	...	76.7	...	...	11.8	3.0	609.6
Muttra	192	...	395.8	...	99.0	...	5.2	10.4	...	...	...	...	265.6
Agra, Central	1,857	...	296.2	1.1	83.5	2.2	1.6	35.0	4.8	...	7.5	13.5	210.5
" District	424	...	212.3	...	153.0	...	...	44.8	2.4	...	...	...	415.0
	4,296	...	246.3	4.7	109.7	1.4	2.8	36.3	2.8	3	5.8	6.0	203.4
Etawah	291	...	201.1	...	109.1	6.9	6.9	17.2	...	...	...	...	123.7
Mynpoorie	459	...	1000.0	...	37.8	...	6.7	24.4	...	...	...	...	1000.0
Etah	232	...	388.9	...	51.6	...	4.9	47.6	...	...	7.9	...	357.1
Allypore	484	...	343.0	28.9	144.6	...	...	31.0	2.1	...	6.2	...	140.5
Bolandschahur	164	6.1	585.4	6.1	54.9	...	...	12.2	...	...	...	...	219.4
Shahjehanpore	275	3.6	108.4	63.4	247.3	...	...	10.9	...	...	18.2	...	367.3
Budon	335	...	83.6	20.9	50.7	...	...	23.9	...	...	3.0	...	191.0
Bareilly, Central	1,229	...	377.5	18.7	162.7	...	...	79.7	4.1	8	24.4	8	165.2
" District	671	...	315.9	7.5	109.9	...	...	126.7	...	...	14.9	...	254.8
Moradabad	321	...	137.9	3.1	56.1	...	3.1	34.3	...	...	15.6	...	102.8
Almorah	142	...	225.4	...	133.8	...	7.0	28.2	...	...	...	...	302.8
Deyrah	65	...	292.9	...	15.4	...	...	15.4	...	...	...	...	30.8
Bijnore	206	...	286.4	14.6	116.5	...	...	97.1	...	...	24.3	...	320.3
Saharanpore	292	...	161.0	3.4	89.0	...	48.0	41.1	3.4	...	6.8	3.4	619.9
Mozuffernugger	135	...	100.7	7.4	59.3	...	7.4	22.2	...	...	...	...	125.9
Meerut, Central	1,003	1.0	1117.6	3.0	249.3	...	...	74.8	11.0	...	15.9	...	260.2
" District	406	...	1352.2	2.5	445.8	2.5	2.5	123.1	2.5	...	19.7	...	381.7
	6,722	4	446.3	11.6	157.1	4	3.6	61.7	2.8	1	12.9	3	238.1
Delhi	316	...	529.1	12.7	139.2	...	17.7	60.1	...	3.2	...	...	906.7
Goorgoon	125	...	1450.0	...	104.0	...	...	50.0	...	...	16.9	...	206.0
Rohtuck	180	...	816.6	16.7	100.0	...	...	50.0	...	22.2	16.7	...	150.0
Hissar	210	...	552.4	200.0	36.1	...	...	100.0	9.5	...	...	...	76.2
Sirsa	217	...	520.7	...	50.7	...	4.8	41.5	4.6	...	...	4.8	276.5
Kurnaul	212	...	354.7	...	47.5	4.7	23.6	37.7	...	...	...	...	169.4
Umballa	762	...	538.1	1.3	44.3	...	3.9	44.6	1.3	6.6	9.2	...	195.5
Working Gang at Roopar	904	...	1023.2	907.1	852.9	4.4	19.9	123.9	1.3	3.3	74.1	...	1202.4
Loodianah	282	...	542.6	10.6	191.5	3.5	7.1	21.3	...	...	3.5	...	363.3
Jullundur	384	...	161.5	5.2	91.1	...	10.4	15.6	...	...	2.6	2.6	177.1
Ferozepore	418	...	172.2	7.2	47.8	...	2.4	20.3	...	...	4.8	...	141.2
Unrishtar	701	...	1629.1	4.3	105.6	...	...	30.0	...	...	15.7	1.4	313.8
Lahore, Central	2,224	...	949.2	61.2	119.6	...	21.0	138.5	3.1	2.2	9	...	100.7
" Female	172	...	1809.5	139.5	127.9	...	58.2	17.4	...	...	17.4	...	325.6
Sealkote	441	...	394.5	2.3	56.7	...	9.1	72.6	4.5	...	24.9	2.3	693.9
Dhurmalla	140	...	942.9	...	135.7	...	14.3	14.3	...	...	...	...	421.4
Goordaspore	308	...	386.4	48.7	35.7	...	...	19.5	3.2	...	6.5	...	155.8
Gojranwalla	497	...	118.7	82.5	275.7	...	2.0	166.9	8.1	4.9	4.0	6.0	90.5
Gojrat	267	...	47.1	...	29.2	...	3.4	10.1	...	...	...	...	36.9
Shahpore	314	...	375.8	22.3	101.9	...	...	57.3	3.2	3.2	...	...	222.7
Jhelum	289	...	498.3	6.9	96.9	3.5	13.8	58.8	...	...	24.2	...	155.7
Montgomery	602	...	293.9	...	75.5	...	...	104.2	...	...	...	...	223.6
Mooltan	749	...	336.5	2.7	89.2	...	2.7	40.5	...	...	1.4	...	110.8
Jhang	361	...	301.9	2.8	47.4	...	...	32.6	...	...	...	...	69.9
Dera Ghazee Khan	389	...	729.4	...	102.8	...	2.6	90.9	...	...	5.1	2.6	644.9
Dera Ismael Khan	638	...	449.8	48.5	150.5	...	11.1	267.7	5.6	...	9.3	1.9	583.6
Kohat	177	...	717.5	45.2	158.2	...	17.0	96.9	...	...	...	11.3	565.0
Bunoo	106	...	820.7	84.9	188.7	...	...	75.5	...	...	9.4	...	386.8
Rawalpindoe	963	...	609.6	884.7	44.4	1.0	13.5	162.8	...	...	18.7	...	181.7
Peshawar	533	...	754.2	384.6	91.9	...	1.9	73.2	1.9	...	30.0	...	300.2
	13,983	...	645.9	159.3	149.0	6	9.8	85.5	1.7	1.7	12.9	8	293.5
BENGAL PRESIDENCY	67,037	7.0	411.9	38.2	217.4	8	8.3	44.0	3.5	2.7	19.4	3.2	286.5







STATIONS.	Average Strength for the Year.	NUMBER OF ADMISSIONS INTO HOSPITAL IN EACH MONTH.												Total Admissions of the Year.	Admitted per 1,000 of Average Strength.	Total Deaths of the Year.	Died per 1,000 of Average Strength.
		Jan.	Feb.	Mar.	April.	May.	June.	July.	Aug.	Sept.	Oct.	Nov.	Dec.				
Cannepore	373	...	...	...	...	...	...	...	3	...	...	...	...	3	...	2	...
Futcheppore	365	...	...	...	...	...	...	...	1	...	...	...	...	1	...	1	...
Banda	433	...	...	...	...	...	...	...	18	2	...	...	...	20	...	14	...
Allahabad, Central District	2,081	...	...	...	...	...	...	...	...	...	...	...	...	...	...	...	...
" District	679	...	...	...	...	...	...	...	2	...	...	...	...	2	...	1	...
	23,637	...	1	4	18	...	33	31	95	27	2	3	...	217	92	95	402
Sumbulpore	96	...	...	...	...	...	...	...	...	...	...	...	...	...	...	...	...
Raeppore	377	...	...	...	...	...	...	...	...	...	...	...	...	...	...	...	...
Belaspore	61	...	...	...	...	...	...	...	...	...	...	...	...	...	...	...	...
Mundla	64	...	...	...	...	...	...	...	...	...	...	...	...	...	...	...	...
Secore	127	...	...	...	...	...	...	...	...	...	...	...	...	...	...	...	...
Chandwarra	97	...	...	...	...	...	...	...	...	...	...	...	...	...	...	...	...
Baitool	92	...	...	...	...	...	...	...	...	...	...	...	...	...	...	...	...
Nursingpore	124	...	...	...	...	...	...	...	...	...	...	...	...	...	...	...	...
Hoshungabad	106	...	...	...	...	...	...	...	...	...	...	...	...	...	...	...	...
Nimar	85	...	...	...	...	...	...	...	...	...	...	...	...	...	...	...	...
Schore	73	...	...	...	...	...	...	...	...	...	...	...	...	...	...	...	...
Nagpore	761	...	...	...	...	...	...	1	...	...	...	...	...	1	...	...	...
Randhara	60	...	...	...	...	...	...	...	...	...	...	...	...	...	...	...	...
Wardah	68	...	...	...	...	...	...	...	...	...	...	...	...	...	...	...	...
Chanda	81	...	...	...	...	...	...	...	...	...	...	...	...	...	...	...	...
Sarecha	20	...	...	...	...	...	...	...	...	...	...	...	...	...	...	...	...
	2,352	...	...	...	...	...	1	...	...	...	...	...	...	1	...	...	...
Jubbulpore	854	...	...	...	...	...	...	...	...	...	...	...	...	...	...	...	...
Dumoh	71	...	...	...	...	...	...	...	...	...	...	...	...	...	...	...	...
Saugor	223	...	...	...	...	...	...	...	...	...	...	...	...	...	...	...	...
Lullatpore	113	...	...	...	...	...	...	...	...	...	...	...	...	...	...	...	...
Jhansi	274	...	...	...	...	...	...	...	...	...	...	...	...	...	...	...	...
Ajmere	339	...	...	...	...	...	...	...	...	...	...	...	...	...	...	...	...
Muttra	192	...	...	...	...	...	...	...	...	...	...	...	...	...	...	...	...
Agra, Central District	1,857	...	...	...	...	...	...	...	...	...	...	...	...	...	...	...	...
" District	424	...	...	...	...	...	...	...	...	...	...	...	...	...	...	...	...
	4,296	...	...	...	...	...	...	...	...	...	...	...	...	...	...	...	...
Etawah	291	...	...	...	...	...	...	...	...	...	...	...	...	...	...	...	...
Mynpoorie	459	...	...	...	...	...	...	...	...	...	...	...	...	...	...	...	...
Etah	252	...	...	...	...	...	...	...	...	...	...	...	...	...	...	...	...
Allypore	484	...	...	...	...	...	...	...	...	...	...	...	...	...	...	...	...
Bolundshuhur	164	...	...	...	...	...	...	...	...	1	...	...	...	1	...	...	...
Shahjehanpore	275	...	...	...	...	...	...	...	...	...	1	...	...	1	...	...	...
Bondaon	335	...	...	...	...	...	...	...	...	...	...	...	...	...	...	...	...
Bareilly, Central District	1,229	...	...	...	...	...	...	...	...	...	...	...	...	...	...	...	...
" District	671	...	...	...	...	...	...	...	...	...	...	...	...	...	...	...	...
Meerabad	321	...	...	...	...	...	...	...	...	...	...	...	...	...	...	...	...
Almorah	142	...	...	...	...	...	...	...	...	...	...	...	...	...	...	...	...
Deyrah	65	...	...	...	...	...	...	...	...	...	...	...	...	...	...	...	...
Bijnore	206	...	...	...	...	...	...	...	...	...	...	...	...	...	...	...	...
Sahasrulpore	292	...	...	...	...	...	...	...	...	...	...	...	...	...	...	...	...
Moradnagar	133	...	...	...	...	...	...	...	...	...	...	...	...	...	...	...	...
Morad, Central District	1,003	...	...	...	...	...	...	...	...	1	...	...	...	1	...	...	...
" District	406	...	...	...	...	...	...	...	...	...	...	...	...	...	...	...	...
	6,722	...	...	...	...	...	...	...	2	1	...	...	...	3	...	...	...
Delhi	316	...	...	...	...	...	...	...	...	...	...	...	...	...	...	...	...
Georgiam	125	...	...	...	...	...	...	...	...	...	...	...	...	...	...	...	...
Rohtuck	180	...	...	...	...	...	...	...	...	...	...	...	...	...	...	...	...
Hissar	210	...	...	...	...	...	...	...	...	...	...	...	...	...	...	...	...
Sirsa	217	...	...	...	...	...	...	...	...	...	...	...	...	...	...	...	...
Karnaul	212	...	...	...	...	...	...	...	...	...	...	...	...	...	...	...	...
Umballa	762	...	...	...	...	...	...	...	...	...	...	...	...	...	...	...	...
Working Gang at Roopar	904	...	...	...	...	...	...	...	...	...	...	...	...	...	...	...	...
Loedianah	282	...	...	...	...	...	...	...	...	...	...	...	...	...	...	...	...
Jullundur	384	...	...	...	...	...	...	...	...	...	...	...	...	...	...	...	...
Ferozepore	418	...	...	...	...	...	...	...	...	...	...	...	...	...	...	...	...
Umsitpur	701	...	...	...	...	...	...	...	...	...	...	...	...	...	...	...	...
Lahore, Central District	2,224	...	...	...	...	...	...	...	...	...	...	...	...	...	...	...	...
" Female	172	...	...	...	...	...	...	...	...	...	...	...	...	...	...	...	...
Sealkote	441	...	...	...	...	...	...	...	...	...	...	...	...	...	...	...	...
Dharmalla	140	...	...	...	...	...	...	...	...	...	...	...	...	...	...	...	...
Goordaspore	308	...	...	...	...	...	...	...	...	...	...	...	...	...	...	...	...
Goeranwalla	497	...	...	...	...	...	...	...	...	...	...	...	...	...	...	...	...
Gojrat	297	...	...	...	...	...	...	...	...	...	...	...	...	...	...	...	...
Shahpore	314	...	...	...	...	...	...	...	...	...	...	...	...	...	...	...	...
Jhelum	219	...	...	...	...	...	...	...	...	...	...	...	...	...	...	...	...
Montgomery	662	...	...	...	...	...	...	...	...	...	...	...	...	...	...	...	...
Mooltan	749	...	...	...	...	...	...	...	...	...	...	...	...	...	...	...	...
Jhang	361	...	...	...	...	...	...	...	...	...	...	...	...	...	...	...	...
Dera Ghazee Khan	389	...	...	...	...	...	...	...	...	...	...	...	...	...	...	...	...
Dera Ismael Khan	538	...	...	...	...	...	...	...	...	...	...	...	...	...	...	...	...
Kohat	177	...	...	...	...	...	...	...	...	...	...	...	...	...	...	...	...
Bannoo	106	...	...	...	...	...	...	...	...	...	...	...	...	...	...	...	...
Rawalpindge	963	...	...	...	...	...	...	...	...	...	...	...	...	...	...	...	...
Peshawar	533	...	...	...	...	...	...	...	...	...	...	...	...	...	...	...	...
	13,863	...	...	...	...	...	...	...	...	...	...	...	...	...	...	...	...
BENGAL PRESIDENCY	67,037	4	2	29	46	38	48	57	175	41	6	19	4	460	70	199	237



# JAILS OF THE BENGAL PRESIDENCY, 1873.

## XII.

TABLE showing the MORTALITY in each JAIL, the CAUSES of DEATHS, and the RATIO of DEATHS to STRENGTH.

JAILS.	Average Strength for the Year.	CAUSES OF DEATHS.														Total Deaths of the Year.	DIED PER 1,000 OF THE AVERAGE STRENGTH.			
		Cholera.	Smallpox.	Fever.	Apoplexy.	Dysentery and Diarrhoea.	Hepatitis.	Spleen Disease.	Respiratory Diseases.	Heart Diseases.	Phthisis Pulmonalis.	Dropsy.	Scurvy.	Atrophy and Anæmia.	Wounds and Accidents.		All other Causes.	A. Cholera.	B. All other Causes.	C. All Causes.
Presidency	970	5	...	1	1	11	...	...	2	1	3	...	...	...	...	3	27	5.16	22.68	27.84
Alipore	2,444	9	...	...	...	31	1	1	6	2	11	...	...	...	2	42	74	3.68	26.60	30.28
Baraset	232	...	...	...	...	5	...	...	4	...	3	...	...	1	...	1	16	68.97	68.97	68.97
Jessore	465	...	...	1	...	...	...	1	4	...	1	...	...	...	...	...	11	23.66	23.66	23.66
Kishnaghar	354	...	...	...	...	...	...	...	...	...	...	...	...	...	...	...	5	14.12	14.12	14.12
Moorsheadabad	292	1	...	...	...	...	...	...	1	...	...	...	...	...	...	...	2	3.42	3.42	6.83
Howrah	24	...	...	...	...	...	...	...	...	...	...	...	...	...	1	...	1	...	...	...
Serampore	35	...	...	...	...	...	...	...	...	...	...	...	...	...	...	...	2	...	...	...
Hooghly	490	2	...	1	1	17	...	...	...	...	2	1	...	...	...	1	39	4.08	57.14	61.22
Burdwan	310	4	...	1	...	12	...	...	...	...	2	1	...	3	...	5	28	12.90	77.42	90.32
Bancoorah	244	...	...	...	1	...	...	...	...	...	...	...	...	3	...	1	7	28.69	28.69	28.69
Parulea	197	3	...	...	...	9	...	...	1	...	...	...	...	...	...	...	7	15.23	29.39	35.53
Ranegunge	15	...	...	...	...	...	...	...	...	...	...	...	...	...	...	...	...	...	...	...
Sooree	318	...	...	...	...	15	...	...	1	...	2	1	...	4	1	...	24	7.54	75.47	75.47
Rajmehal and Pakour	86	1	...	...	...	1	...	...	...	...	...	...	...	...	...	...	2	11.63	11.63	23.26
Deoghur and sub-divisions	68	...	...	1	...	...	...	...	1	...	...	...	...	...	...	...	2	29.41	29.41	29.41
Malda	58	...	...	...	...	3	...	...	...	...	...	...	...	...	...	...	3	51.72	51.72	51.72
Dinagore	503	...	...	1	...	8	...	...	2	...	2	...	...	...	...	2	15	29.82	29.82	29.82
Rajshahye	626	...	...	4	1	4	...	...	3	1	3	...	...	1	1	...	18	28.75	28.75	28.75
Rungpore	492	...	...	1	...	11	...	...	1	1	6	10	...	...	...	1	31	77.11	77.11	77.11
Bogra	121	4	...	...	...	1	...	...	...	...	1	...	...	...	...	...	6	33.06	16.53	49.59
Mymensingh	496	...	...	2	...	17	...	1	3	...	3	1	...	...	...	2	29	58.47	58.47	58.47
Pabna	165	...	...	...	...	1	...	...	1	1	...	...	...	...	...	...	3	...	18.18	18.18
Farreepore	412	...	...	...	...	2	...	...	...	...	...	...	...	...	...	...	3	7.28	7.28	7.28
Backergunge	598	6	...	6	2	17	...	...	2	...	5	1	...	...	...	39	10.03	55.19	65.22	
Noacolly	163	...	...	...	...	2	...	...	...	...	1	...	...	...	...	1	2	12.27	12.27	12.27
Chittagong	245	...	...	2	...	2	...	...	...	...	...	...	...	...	...	...	5	20.41	20.41	20.41
Tipperah	281	...	...	...	...	5	...	...	...	...	1	2	...	...	...	1	13	46.26	46.26	46.26
Dacca	650	5	...	1	2	1	...	4	5	...	3	1	...	...	...	1	23	7.69	27.69	35.38
Sylhet	340	...	...	...	...	8	...	...	3	1	...	2	...	...	...	3	17	50.00	50.00	50.00
Shillong	37	1	...	...	...	...	...	...	...	...	...	...	...	1	...	...	9	27.03	216.21	243.24
Cachar	91	...	...	...	...	...	...	...	...	...	...	...	...	...	...	...	...	...	...	...
Naga Hills	8	...	...	...	...	...	...	...	...	...	...	...	...	...	...	...	...	...	...	...
Gowalpara	104	5	...	1	...	2	...	...	...	...	...	...	...	...	1	2	11	48.68	57.69	105.77
Gowahatty	106	1	...	...	...	2	...	...	3	...	...	1	...	...	...	...	7	9.43	56.61	66.04
Seebangor	100	...	...	...	...	2	...	...	...	...	...	...	...	...	...	...	2	20.00	20.00	20.00
Norgong	85	...	...	...	...	...	...	...	1	1	...	...	...	...	...	...	2	23.53	23.53	23.53
Terpore	174	2	...	...	...	1	...	...	4	...	...	...	...	...	1	1	9	11.40	40.23	51.72
Debrooghur	69	...	...	...	...	1	...	...	...	...	...	...	...	...	...	...	1	14.49	14.49	14.49
Midnapore	1,183	...	...	3	...	22	...	...	9	1	4	...	...	3	1	1	44	...	37.19	37.19
Balasore	175	...	...	...	...	1	...	...	...	...	...	...	...	...	...	...	2	11.43	11.43	11.43
Cuttack	269	1	...	1	...	1	...	...	...	...	...	...	...	...	...	...	4	3.72	11.15	14.87
Pooree	67	1	...	...	...	...	...	...	...	...	...	...	...	...	...	...	1	14.92	...	14.92
Monghyr	374	...	...	...	...	4	...	1	1	...	...	1	...	2	...	1	10	...	26.74	26.74
Bhangulpoore, Central District	911	46	1	...	1	49	...	...	2	1	3	...	...	3	...	4	110	59.49	70.26	129.75
"	308	6	...	1	...	27	...	...	...	...	...	...	...	...	...	2	44	19.48	123.38	142.86
Purneah	346	...	...	...	...	3	...	1	1	...	...	...	...	2	2	...	10	...	28.90	28.90
Jalpigoree	91	1	...	...	...	2	...	...	2	...	...	...	...	...	...	...	5	10.99	43.95	54.94
Darjeeling	35	...	...	...	...	1	...	...	...	...	...	...	...	...	...	...	1	...	28.57	28.57
	16,147	104	1	38	12	302	1	9	66	17	61	25	...	31	11	39	717	6.44	37.96	44.40
Chyebassa	75	6	...	...	...	2	...	...	...	...	...	...	...	...	...	...	8	80.00	26.67	106.67
Ranchee	240	1	...	...	...	2	...	...	...	...	1	...	...	...	1	...	5	4.17	16.66	20.83
Hazareebaugh	1,106	...	...	7	1	10	...	1	3	...	...	1	...	...	1	3	28	25.32	25.32	25.32
Gyab	493	1	...	3	...	61	...	...	2	...	...	...	...	...	1	2	68	2.03	133.90	137.93
Patna	421	9	...	1	...	12	...	...	2	...	2	...	...	...	...	4	31	21.38	52.25	73.63
Dehree Ghât	450	2	...	3	...	4	...	...	8	...	2	...	...	...	...	1	20	3.08	27.69	30.77
Arrah	416	18	...	2	...	7	...	...	2	...	2	1	...	1	...	2	35	43.27	40.86	84.13
Champuram	217	8	...	...	...	18	...	...	3	...	...	...	...	3	...	...	32	36.87	110.59	147.46
Monafferpore	462	3	...	...	...	36	...	...	1	...	...	2	...	...	...	...	42	6.50	84.40	90.90
Chuprah	329	1	...	...	...	8	...	...	1	...	...	...	...	...	...	...	10	3.04	27.35	30.39
Ghazepore	577	...	...	...	...	8	...	...	2	...	1	...	...	...	1	1	13	...	22.53	22.53
Benares, Central District	1,591	...	...	2	1	48	...	...	2	...	7	...	...	...	...	4	64	...	42.64	42.64
"	551	7	...	...	...	5	...	...	...	...	...	...	...	...	...	1	14	12.70	25.40	25.40
Mirzapore	253	1	...	2	1	12	...	...	...	...	1	...	...	...	2	1	20	...	79.05	79.05
Azimgarh	440	...	...	1	...	11	...	...	...	...	...	...	...	3	2	2	19	...	43.18	43.18
Jounpore	491	6	...	1	1	14	...	...	3	...	...	...	...	...	...	2	27	14.96	52.37	67.33
Goruckpore	755	...	3	...	...	38	1	...	3	...	4	...	...	1	1	1	52	68.87	68.87	68.87
Buxtee	444	...	...	...	...	46	...	...	14	1	1	...	...	1	2	1	66	...	148.65	148.65
Gondah	618	...	...	1	1	...	...	1	4	...	...	...	...	5	1	2	15	...	24.27	24.27
Baraich	399	1	1	...	...	1	...	...	...	...	1	...	...	...	...	...	8	2.78	8.33	11.11
Fyzabad	829	...	...	1	...	15	...	...	5	...	...	...	...	...	1	1	24	...	28.95	28.95
Sultanpore	534	1	...	...	...	6	...	...	1	...	...	...	...	3	1	...	13	1.87	22.47	24.34
Rae Bareilly	697	13	1	...	...	5	...	...	2	1	4	...	...	2	...	1	30	16.11	21.06	37.17
Pertabghur	583	...	...	6	1	5	...	...	1	...	1	...	...	...	...	...	16	...	25.73	25.73
Hurdai	240	...	...	...	...	2	...	1	...	...	1	...	...	...	1	...	5	...	17.86	17.86
Khera	224	...	...	...	...	1	...	...	...	...	...	...	...	...	...	...	4	...	17.86	17.86
Lucknow, Central District	1,762	...	1	1	3	9	...	...	2	...	2	1	...	6	1	8	39	...	22.13	22.13
"	1,132	...	...	3	...	10	2	...	1	...	4	...	...	8	...	6	34	...	30.94	30.94
Sestapore	1,037	...	...	1	1	7	...	...	2	...	1	...	...	...	...	4	16	...	15.43	15.43
Nawabgunge	179	...	...	...	1	...	...	...	1	...	...	...	...	...	...	...	2	...	11.17	11.17
Oumao	259	...	...	...	...	3	...	...	5	...	...	1	...	...	...	2	11	...	40.89	40.89







# JAILS OF THE BENGAL PRESIDENCY, 1873.

## XIII.

DETAIL of the ADMISSIONS and DEATHS of the JAIL POPULATION of each PROVINCE.  
(A Summary of the Annual Returns of the Jails of the Presidency.)

CAUSES OF ADMISSIONS AND DEATHS.	BENGAL PROPER AND ASSAM.		CHOTA NAGPORE, BENARAS PROVINCE, BENARES, OUDH, AND CANNORE.		CENTRAL PROVINCES (EXCLUDING JUBBULPORE AND SAUGOR).		AGRA AND CENTRAL INDIA.		MEERUT AND ROHILKUND.		PUNJAB.	
	Strength ... 16,147		Strength ... 23,657		Strength ... 2,352		Strength ... 4,296		Strength ... 6,722		Strength ... 13,863	
	Admissions ... 29,701		Admissions ... 18,183		Admissions ... 2,754		Admissions ... 3,050		Admissions ... 6,293		Admissions ... 18,854	
	Deaths ... 717		Deaths ... 966		Deaths ... 56		Deaths ... 123		Deaths ... 330		Deaths ... 676	
	Admitted.	Died.	Admitted.	Died.	Admitted.	Died.	Admitted.	Died.	Admitted.	Died.	Admitted.	Died.
Cholera	243	104	218	95	1	...	...	...	5	...	...	...
Smallpox	13	1	121	9	...	...	10	1	...	...	3	1
Chickenpox	200	...	92	...	3	...	...	...	...	...	1	...
Measles	3	...	2	...	...	...	...	...	...	...	7	...
Mumps	14	...	157	2	...	...	9	...	11	...	5	...
Influenza	4	...	...	...	...	...	2	...	...	...	3	...
Diphtheria	...	...	...	...	...	...	...	...	...	...	37	6
Dysentery	3	...	1	...	...	...	...	...	...	...	...	...
Pyæmia	...	...	1	...	...	...	...	...	...	...	...	1
Hydrophobia	...	...	1	1	...	...	...	...	...	...	...	...
Erysipelas	7	1	22	4	...	...	10	2	11	...	156	16
Gangrene and Phagedæna	2	2	90	51	...	...	...	...	3	...	7	3
Typhus Fever	...	...	...	...	...	...	...	...	...	...	215	42
Enteric Fever	3	2	2	2	...	...	...	...	...	...	...	...
Intermittent Fever	7,543	10	5,968	12	1,055	2	1,066	...	2,900	5	10,629	37
Remittent and Continued Fevers	139	20	79	30	20	6	13	5	82	12	316	176
Rheumatism, Acute	145	...	131	1	23	...	25	...	57	...	89	...
" Chronic	80	...	45	...	23	...	10	...	4	...	57	...
" Muscular	84	...	101	...	8	...	11	...	6	...	46	...
Leprosy	28	8	21	3	7	...	2	...	6	3	...	...
Elephantiasis	8	...	2	...	...	...	...	...	...	...	...	...
Scurvy	154	...	6	...	12	1	27	2	2	...	11	...
Anæmia	118	...	62	...	3	...	12	...	...	...	35	...
Cancer	...	...	1	...	...	...	...	...	...	...	...	...
General Dropsy	119	32	21	5	1	...	...	...	...	...	21	2
Cancer	9	4	5	5	1	1	2	...	...	1	...	...
Primary Syphilis	61	...	123	...	11	...	28	...	31	...	52	...
Secondary Syphilis	79	...	81	1	12	...	32	1	48	...	90	...
Phthisis Pulmonalis	103	61	72	51	5	...	11	6	19	25	22	13
Scrofula	5	...	5	...	1	1	2	...	2	...	3	1
Tuberculosis Mesenterica	1	1	...	...	...	...	...	...	...	...	...	...
Pneum Abscess	1	2	...	...	...	...	...	...	...	...	...	...
Encephalitis	1	...	3	4	1	...	1	1	...	1	1	1
Meningitis	...	...	1	1	...	...	2	2	...	...	...	...
Apoplexy	9	12	9	19	...	...	1	1	4	7	10	15
Stroke	2	...	41	...	...	...	...	...	3	...	8	...
Paralysis	7	...	12	1	3	1	2	...	3	...	13	2
Hydatid of Brain	...	...	...	...	...	...	...	...	...	...	...	...
Tetanus	2	...	3	2	...	...	...	...	...	...	3	2
Epilepsy	20	...	30	3	5	...	1	1	7	2	11	...
Hysteria	1	...	1	...	2	...	2	...	...	...	1	...
Anæsthesia	...	...	...	...	...	...	...	...	...	...	...	...
Neuralgia	50	...	21	...	10	...	17	...	8	...	52	...
Mania	61	1	47	1	1	...	...	...	7	...	6	...
Dementia	18	...	3	...	1	...	1	...	...	...	1	...
Melancholia	1	...	4	...	...	...	...	...	...	...	1	...
Ophthalmia	34	...	251	...	49	...	66	...	131	...	251	...
Impaired Vision	1	...	4	...	...	...	...	...	...	...	1	...
Nyctalopia	7	...	...	...	...	...	...	...	...	...	...	...
Otitis	33	...	34	...	8	...	8	...	5	...	45	...
Deafness	...	...	1	...	...	...	1	...	...	...	...	...
Epistaxis	6	...	2	...	1	...	2	...	4	...	8	...
Ozena	...	...	2	...	...	...	1	...	9	...	1	...
Pericarditis	3	...	3	3	...	...	...	...	1	3	...	...
Valve Disease of Heart	9	12	4	1	...	1	2	3	...	1	4	3
Hypertrophy of Heart	1	1	1	1	...	...	2	3	...	...	3	...
Fatty Degeneration of Heart	1	3	1	1	...	1	1	1	...	...	1	2
Aortic Aneurism	1	1	1	...	...	...	1	...	...	...	...	...
Palpitation	...	...	4	...	...	...	...	...	1	...	1	...
Syncope	...	...	...	...	...	...	...	...	...	...	...	...
Varix	1	...	...	...	...	...	...	...	1	...	1	...
Phlebitis	16	...	3	...	...	...	1	...	...	...	...	...
Inflammation of Glands	23	...	7	...	2	...	...	...	2	...	2	...
Gout	1	...	6	...	...	...	...	...	...	...	...	...
Laryngitis	3	1	...	...	...	...	1	...	...	...	31	12
Bronchitis	294	10	278	19	33	3	63	3	221	21	450	22
Asthma	58	...	103	3	8	...	9	1	23	1	42	3
Pneumonia	130	50	144	72	26	3	64	15	132	51	407	161
Gangrene of Lungs	...	1	...	...	...	...	...	...	...	...	1	...
Pleurisy	55	4	49	11	4	...	12	...	31	3	185	13
Pulmonary extravasation	43	...	8	...	1	...	...	...	5	...	13	...
Oedentalgia	8	...	7	...	2	...	12	...	...	...	19	...
Stomatitis	53	...	...	...	2	...	...	...	1	...	7	...
Tonsillitis	10	...	9	...	4	...	5	...	4	...	66	...
Gastritis	7	3	2	...	...	...	...	...	...	...	7	...
Enteritis	6	4	6	6	1	1	...	...	3	2	5	2
Peritonitis	8	4	6	4	...	...	1	...	1	1	3	4
Hernia	8	1	4	1	1	...	...	...	3	...	2	...
Hæm	1	...	2	2	...	...	1	1	...	...	2	...
Hæmatemesis	3	...	1	...	...	...	2	...	...	...	...	...
Melæna	2	...	...	...	...	...	...	...	...	...	...	...
Dyspepsia	564	...	195	...	32	...	21	...	32	...	106	...
Colic	192	...	310	1	56	...	51	...	59	...	259	2
Constipation	131	...	66	...	5	...	7	...	18	...	172	...
Dysentery	2,690	207	2,340	359	267	17	347	50	598	122	902	69
Diarrhoea	3,453	95	1,790	108	198	9	127	11	501	32	1,142	36
Hæmorrhoids	64	...	65	...	3	...	3	...	7	...	51	...
Fistula in Ano	18	...	2	...	...	...	1	...	...	...	1	...



# GENERAL SUMMARY FOR 1873.

THE HON. THE SECRETARY OF STATE FOR THE COLONIES AND THE HON. THE SECRETARY OF STATE FOR INDIA.

JOURNAL OF THE MEDICAL DEPARTMENT FOR 1873.

CAUSES OF ADMISSIONS AND DEATHS.	BENGAL PROPER AND ASSAM.		CHOTA NAGPORE, BEHAR PROVINCES, BENARES, OUDH, AND CANNING.		CENTRAL PROVINCES (EXCLUDING JUDHPORE AND SAUGOR).		AGRA AND CENTRAL INDIA.		MEERUT AND ROHILKUND.		PUNJAB.	
	Admitted.	Died.	Admitted.	Died.	Admitted.	Died.	Admitted.	Died.	Admitted.	Died.	Admitted.	Died.
Typhlitis	...	...	...	...	...	...	...	...	...	...	2	1
Ascariasis	2	...	5	...	1	...	...	...	...	...	2	...
Tapeworm	2	...	3	...	1	...	3	...	...	...	5	...
Spleen enlargement	296	9	80	6	12	1	13	...	24	2	142	4
Rupture of Spleen	...	...	...	1	...	...	...	...	...	...	...	1
Hepatitis	23	1	14	4	1	...	6	2	4	...	6	1
Cirrhosis	3	...	...	...	...	...	...	...	...	...	...	...
Jaundice	49	1	68	...	5	...	14	...	10	1	19	2
Ascites	9	3	...	1	...	...	1	2	1	...	5	...
Nephritis	2	2	9	2	...	...	...	...	2	...	10	1
Cystitis	4	1	3	2	...	...	2	...	...	...	3	...
Hæmaturia	1	...	7	...	1	...	...	...	...	...	...	...
Calculus	1	...	1	1	...	...	...	...	2	1	3	...
Diabetes	1	...	1	...	...	...	...	...	...	...	4	1
Enuresis	4	...	...	...	...	...	...	...	1	...	...	...
Stricture of Urethra	19	...	9	...	3	1	5	1	1	...	7	...
Sloughing of Scrotum	...	...	...	...	...	...	...	...	...	...	1	...
Gonorrhœa	61	...	30	...	11	...	1	...	5	...	26	...
Phimosis	13	...	33	...	4	...	5	...	5	...	6	...
Bubo	48	...	31	...	11	...	3	...	8	...	9	...
Orethritis	33	...	16	...	7	...	8	...	5	...	47	...
Hydrocele	26	...	11	...	4	...	3	...	2	...	2	...
Hæmatocœle	1	...	...	...	1	...	...	...	...	...	...	...
Varicocele	...	...	...	...	...	...	...	...	...	...	...	...
Periorchitis	2	...	7	...	2	...	1	...	...	...	1	...
Carcinoma	4	...	6	...	...	...	2	...	...	...	1	...
Necrosis	...	...	...	1	1	...	1	...	2	...	1	...
Synovitis	24	...	10	...	...	...	6	...	4	...	6	...
Bursal Inflammation	2	...	4	...	...	...	...	...	2	...	...	...
Atrophy of Muscle	1	...	...	...	...	...	...	...	...	...	...	...
Cramp	1	...	...	...	...	...	...	...	...	...	...	...
Contraction	3	...	2	...	...	...	...	...	...	...	...	...
Abscess	386	...	1,192	2	225	2	197	...	459	...	932	1
Ulcer	361	1	1,308	...	298	...	239	...	229	...	422	1
Whitlow	32	...	88	...	6	...	28	...	20	...	78	...
Boils	103	...	140	...	60	...	99	...	47	...	151	...
Carbuncle	21	...	24	1	1	...	5	...	3	...	13	1
Itch	225	...	298	...	60	...	32	...	24	...	137	...
Urticaria	6	...	5	...	1	...	7	...	5	...	5	...
Eczema	15	...	22	...	...	...	8	...	3	...	15	...
Herpes	17	...	43	...	6	...	6	...	3	...	13	...
Psoriasis	13	...	9	...	...	...	2	...	1	...	3	...
Prurigo	...	...	...	...	2	...	...	...	9	...	8	...
Other Skin Diseases	15	...	45	...	2	...	11	...	1	...	110	...
Gonorrhœa	...	...	...	...	13	...	30	...	1	...	...	...
Tumour	5	...	4	...	...	...	4	...	2	...	3	...
Abortion	1	...	3	1	...	...	2	...	...	...	1	...
Phlegmasia Dolens	7	...	...	...	...	...	...	...	...	...	...	...
Metritis	1	1	2	3	2	...	...	...	...	...	...	...
Hæmorrhage	...	...	1	...	...	...	...	...	...	...	...	...
Puerperal Mania	...	...	...	...	...	...	...	...	1	...	...	...
Prolapsus Uteri	...	...	3	...	...	...	...	...	...	...	...	...
Menorrhagia	8	...	11	...	1	...	2	...	...	...	1	...
Leucorrhœa	...	...	2	...	...	...	...	...	...	...	...	...
Ovaritis	1	...	...	...	...	...	...	...	...	...	...	...
General Debility	124	31	201	44	9	3	14	7	83	27	144	18
Delirium Tremens	...	...	...	...	...	...	...	...	...	...	...	...
Poisoning by Opium	...	...	...	...	...	...	...	...	...	...	1	...
Poisoning by Vegetable Poisons	...	...	...	...	...	...	...	...	...	...	...	...
Snake-bite	1	...	3	1	1	1	...	...	1	...	2	1
Burning	33	...	34	...	5	...	10	...	5	...	11	...
Wound and Contusion	548	7	869	15	75	...	143	1	168	1	324	8
Fracture	35	...	159	...	2	...	14	...	78	...	48	...
Dislocation	9	...	4	...	1	...	2	...	1	...	9	...
Sprain	15	...	49	...	11	...	4	...	...	...	38	...
Murder and Homicide	...	...	...	...	...	...	...	...	...	...	...	...
Suicide and Suicidal Wounds	9	4	9	2	...	...	...	...	4	2	1	...
Drowning	...	...	...	2	...	...	...	...	...	...	...	...
Punished	12	...	66	...	6	...	3	...	8	...	9	...
Surgical Operations	2	...	3	...	...	...	...	...	...	...	...	...
Cause not defined	629	...	...	...	...	...	...	...	...	...	...	...

# GENERAL SUMMARY FOR 1873.

DETAIL of the CAUSES of the ADMISSIONS and DEATHS of the EUROPEAN ARMY of INDIA, and of the NATIVE ARMY and JAIL POPULATION of the BENGAL PRESIDENCY.

CAUSES OF ADMISSIONS AND DEATHS.	ADMITTED INTO HOSPITAL AND DIED IN AND OUT OF HOSPITAL.											
	ARMY OF BENGAL.		ARMY OF MADRAS.		ARMY OF BOMBAY.		ARMY OF INDIA.		NATIVE ARMY OF BENGAL.		JAIL POPULATION OF BENGAL.	
	Strength	...	Strength	...	Strength	...	Strength	...	Strength	...	Strength	...
	Admitted	Died	Admitted	Died	Admitted	Died	Admitted	Died	Admitted	Died	Admitted	Died
Cholera	50	33	24	14	...	...	74	47	86	45	467	199
Smallpox	70	10	9	1	...	...	82	11	78	23	147	12
Chickenpox	3	...	...	...	...	...	7	...	62	...	298	...
Measles	5	...	3	...	...	...	11	...	74	...	12	...
Mumps	12	...	4	...	...	...	19	...	299	...	196	2
Influenza	35	...	7	...	20	...	62	...	43	...	9	...
Diphtheria	...	...	...	...	...	...	...	...	...	...	37	6
Scarlet Fever	5	2	...	...	...	...	5	2	...	...	...	...
Dengue	43	...	312	...	66	...	411	...	14	...	4	...
Hydrophobia	1	1	...	...	...	...	1	1	...	...	1	1
Erysipelas	95	3	48	...	18	...	161	3	45	...	266	23
Gangrene and Phagedena	...	...	...	...	...	...	...	...	16	...	102	66
Pyæmia	...	...	...	...	...	...	...	...	1	...	...	...
Typhus Fever	...	...	...	...	...	...	...	...	...	...	215	42
Enteric Fever	141	56	59	9	16	14	207	79	19	12	5	4
Intermittent Fever	12,969	7	1,416	...	4,373	...	18,748	7	35,788	66	29,260	66
Remittent and Continued Fevers	5,946	44	1,202	8	786	6	7,994	58	917	97	649	255
Rheumatism, Acute	396	1	77	...	104	...	577	1	612	4	479	1
Chronic	769	...	189	...	162	...	1,111	...	1,433	...	219	...
Muscular	536	...	188	...	131	...	855	...	888	...	256	...
Gout	4	...	1	...	4	...	9	...	3	...	...	...
Leprosy	...	...	...	...	...	...	...	...	13	...	64	14
Elephantiasis	...	...	...	...	...	...	...	...	...	...	10	...
Scurvy	23	1	2	...	5	2	30	3	156	7	212	3
Anæmia	147	...	62	...	64	...	273	...	173	...	239	...
Cancer, oris	...	...	...	...	...	...	...	...	...	...	1	2
General Dropsy	8	1	4	...	6	...	18	1	23	8	162	31
Cancer	3	3	1	...	3	1	7	4	1	2	18	11
Primary Syphilis	1,809	...	715	...	619	...	3,143	...	661	...	309	...
Secondary Syphilis	609	3	285	...	257	...	1,202	3	374	6	342	3
Phthisis Pulmonalis	337	44	126	13	86	11	649	68	112	38	232	156
Scrofula and Tuberculosis	15	1	9	...	3	...	27	1	11	...	19	3
Psoas Abscess	...	1	...	...	...	...	...	1	...	...	1	2
Hip-joint Disease	1	...	...	...	...	...	1	...	...	...	...	...
Encephalitis	16	8	5	...	1	...	22	8	8	1	7	7
Meningitis	15	2	3	1	...	...	18	3	9	6	8	5
Apoplexy	17	8	1	2	4	...	22	14	9	4	33	54
Stroke	117	42	24	9	27	11	168	62	18	5	57	...
Paralysis	54	...	18	...	8	...	80	...	55	1	40	4
Tetanus	5	4	...	...	...	...	5	4	2	2	8	4
Epilepsy	102	...	31	...	22	...	165	...	27	...	74	8
Hydatids of Brain	...	1	...	...	...	...	...	1	...	...	...	1
Hysteria	6	...	1	...	1	...	8	...	2	...	7	...
Anæsthesia	...	...	...	...	...	...	...	...	8	...	2	...
Hyperæsthesia	...	...	...	...	...	...	...	...	7	...	...	...
Chorea	...	...	1	...	...	...	1	...	1	...	...	...
Paralysis Agitans	...	...	...	...	...	...	...	...	3	...	...	...
Neuralgia	342	...	118	...	75	...	635	...	449	...	158	...
Mania	34	...	5	...	8	...	47	...	29	...	122	2
Dementia	36	...	8	...	16	...	54	...	8	1	24	...
Melancholia	31	...	6	...	6	...	37	...	6	1	6	...
Hypochondriasis	9	...	3	...	1	...	13	...	1	...	...	...
Impaired Vision	35	...	6	...	39	...	71	...	14	...	6	...
Nyctalopia	...	...	...	...	...	...	...	...	70	...	7	...
Ophthalmia	713	...	...	...	257	...	1,306	...	1,712	...	882	...
Otitis	211	...	119	...	45	...	375	...	235	...	133	...
Deafness	33	...	12	...	3	...	48	...	30	...	2	...
Caries of Mastoid Cells	...	...	1	...	2	1	2	2	...	...	...	...
Epididymitis	15	...	2	...	6	...	23	...	14	...	24	...
Polypus nasi	1	...	1	...	...	...	2	...	...	...	...	...
Ozena	6	...	...	...	2	...	10	...	4	...	13	...
Pericarditis	19	...	7	...	5	...	31	...	7	1	7	6
Valve disease of Heart	177	20	45	5	22	6	244	31	21	11	19	21
Hypertrophy of Heart	33	6	33	...	4	...	70	7	5	2	8	5
Fatty Degeneration of Heart	3	4	1	1	...	...	4	6	3	7	4	8
Rupture of Heart and Aorta	2	2	...	...	1	...	2	4	1	1	...	...
Aortic Aneurism	34	20	23	18	5	4	62	42	10	1	3	1
Palpitation	589	...	181	...	68	...	838	...	11	...	6	...
Syncope	4	...	...	...	1	1	5	1	1	...	3	...
Angina Pectoris	3	...	3	...	1	...	7	...	4	...	...	...
Phlebitis	2	...	2	...	3	...	7	...	3	1	20	...
Varix	29	...	5	...	5	...	42	...	19	...	3	...
Inflammation of Inguinal Glands	503	...	265	...	275	...	1,044	...	232	...	146	...
Inflammation of other Glands	51	...	21	...	6	...	78	...	68	...	7	...
Goitre	4	...	...	...	...	...	4	...	...	...	...	...
Abscess of Mediastinum	...	1	...	...	...	...	...	1	...	...	...	...
Laryngitis	11	...	1	...	4	...	16	...	22	...	35	13
Bronchitis	1,895	8	490	...	402	3	2,737	11	1,943	53	1,269	78
Asthma	19	...	11	...	7	...	37	1	88	1	243	8
Pneumonia	178	31	30	4	36	1	244	36	539	118	903	332
Gangrene of Lungs	...	...	...	...	...	...	...	...	...	...	1	1
Pleurisy	115	2	18	...	32	...	165	2	239	13	286	31
Pulmonary extravasation	41	...	8	...	11	...	60	...	20	...	70	...
Oedontalgia	4	...	...	...	...	...	4	...	69	...	48	...
Stomatitis	17	1	14	...	10	...	41	1	54	1	63	...
Tonsillitis	769	...	167	...	209	...	1,136	...	150	2	98	...
Gastritis	9	2	3	...	1	...	13	2	9	3	16	3
Enteritis	5	1	1	...	3	1	9	2	11	4	21	16
Peritonitis	10	4	...	...	2	...	12	4	6	3	19	13



CAUSES OF ADMISSIONS AND DEATHS.	ADMITTED INTO HOSPITAL AND DIED IN AND OUT OF HOSPITAL.											
	ARMY OF BENGAL.		ARMY OF MADRAS.		ARMY OF BOMBAY.		ARMY OF INDIA.		NATIVE ARMY OF BENGAL.		JAIL POPULATION OF BENGAL.	
	Admitted.	Died.	Admitted.	Died.	Admitted.	Died.	Admitted.	Died.	Admitted.	Died.	Admitted.	Died.
Blas Abscess	1	...	...	...	2	...	1	...	...	...	2	1
Gyphitis	12	...	...	...	11	...	14	...	...	...	18	2
Hernia	41	...	13	...	...	...	65	...	17	1	...	5
Itus	1	3	...	...	1	1	4	4	5	5	6	...
Hamatemesis	2	...	2	...	...	...	5	...	3	2	4	...
Melena	3	...	2	...	...	...	5	...	3	...	...	...
Dyspepsia	1,406	...	789	...	407	...	2,602	...	482	...	972	...
Colic	104	...	109	...	43	...	337	...	614	...	918	3
Constipation	49	...	26	...	11	...	86	...	144	...	387	...
Dysentery	1,044	29	1,046	42	276	6	2,366	77	3,483	40	7,322	824
Diarrhoea	1,801	5	864	...	444	1	3,109	6	1,830	41	7,213	291
Haemorrhoids	308	...	114	...	88	...	510	...	162	...	193	...
Fistula in Ano	45	...	5	...	7	...	67	...	26	...	22	...
Ascariasis	3	...	5	...	1	...	9	...	14	...	10	...
Tapeworm	124	...	69	...	48	...	231	...	6	...	14	...
Spleen Enlargement	300	1	32	...	62	1	394	2	624	9	569	22
Rupture of Spleen	...	...	...	...	1	1	1	1	1	1	...	2
Hepatitis	1,834	66	947	46	552	25	3,333	137	139	8	54	8
Cirrhosis	8	9	4	4	...	1	12	14	...	...	3	1
Cyst of Liver	1	...	...	...	...	...	1	...	...	...	...	...
Amyloid Disease of Liver	...	1	...	...	...	1	...	2	...	...	...	...
Jaundice	177	...	48	...	37	...	262	...	63	...	185	5
Ascites	8	...	5	...	...	...	13	...	6	2	23	6
Nephritis	27	6	12	1	22	2	61	9	31	4	25	5
Cystitis	39	...	6	...	2	...	47	...	9	...	10	3
Haematuria	1	...	...	...	...	...	...	...	2	...	9	...
Calculus	1	...	...	...	1	...	2	...	22	...	7	2
Diabetes	4	...	2	...	5	...	11	...	5	2	6	1
Enuresis	29	...	6	...	1	...	36	...	...	...	5	...
Stricture of Urethra	133	...	37	1	31	...	201	1	22	2	44	2
Sloughing of Scrotum	...	...	...	...	1	1	1	1	...	...	1	...
Gonorrhoea	3,178	...	606	...	943	...	4,777	...	382	...	124	...
Phimosis	23	...	6	...	8	...	37	...	16	...	66	...
Warts	96	...	19	...	25	...	149	...	...	...	...	...
Epididymitis	97	...	22	...	30	...	149	...	47	...	...	...
Orchitis	469	...	128	...	93	...	699	...	246	...	116	...
Fungus Testis	...	...	...	...	...	...	...	...	1	...	...	...
Hydrocele	16	...	14	...	2	...	32	...	17	...	48	...
Haematocoele	...	...	...	...	...	...	...	...	1	...	...	...
Varicocele	14	...	10	...	3	...	27	...	8	...	2	...
Pericystitis	62	...	16	...	24	...	102	...	35	...	8	...
Caries	3	...	...	...	1	...	4	...	7	...	10	...
Necrosis	7	1	2	...	3	...	9	1	5	...	15	1
Synovitis	75	...	29	...	33	1	137	1	54	1	50	...
Bursal Inflammation	19	...	8	...	7	...	34	...	8	...	8	...
Contraction	6	...	6	...	4	...	16	...	8	...	5	...
Cramp	...	...	...	...	...	...	...	...	...	...	1	...
Atrophy of Muscle	1	...	...	...	...	...	1	...	1	...	1	...
Polysarcia	1	...	...	...	...	...	1	...	...	...	...	...
Abscess	575	...	259	...	187	...	1,021	...	1,408	5	3,391	5
Ulcer	876	...	318	...	269	...	1,493	...	1,721	2	2,839	2
Whitlow	172	...	45	...	47	...	264	...	198	...	262	...
Boil	685	...	315	...	251	...	1,251	...	1,770	...	600	...
Carbuncle	7	...	6	...	7	...	20	...	18	...	67	2
Itch	48	...	33	...	20	...	101	...	648	...	670	...
Skin Diseases	477	...	223	...	112	...	812	...	546	...	398	...
Fusarium	41	...	23	...	18	...	21	...	302	...	162	...
Abortion	...	...	...	...	7	...	71	...	29	...	18	...
Metritis	...	...	...	...	...	...	...	...	...	...	7	1
Phlegmasia Dolens	...	...	...	...	...	...	...	...	...	...	5	4
Haemorrhage	...	...	...	...	...	...	...	...	...	...	7	...
Puerperal Mania	...	...	...	...	...	...	...	...	...	...	1	...
Leucorrhoea	...	...	...	...	...	...	...	...	...	...	2	...
Prolapse Uteri	...	...	...	...	...	...	...	...	...	...	3	...
Menorrhagia	...	...	...	...	...	...	...	...	...	...	28	...
Ovaritis	...	...	...	...	...	...	...	...	...	...	1	...
General Debility	879	...	378	...	266	...	1,523	2	801	16	575	130
Delirium Tremens	89	2	33	1	36	2	158	5	4	...	...	...
Poisoning by Alcohol	18	...	14	...	14	...	46	...	3	...	...	...
" by Arsenic	...	...	...	...	...	...	...	...	3	...	...	...
" by Fish	1	...	...	...	...	...	1	...	1	...	...	...
" by Vegetable Poisons	5	...	...	...	...	...	5	...	16	2	1	...
Snake-bite	...	...	...	...	...	...	...	...	15	1	8	3
Burning	40	...	8	...	9	...	67	...	139	...	98	...
Wound and Contusion	1,878	10	708	5	587	4	3,173	19	3,631	7	2,132	32
Concussion of Brain	16	...	1	...	5	...	22	...	8	...	...	...
Fracture	132	...	66	...	58	...	256	...	85	...	360	...
Dislocation	42	...	14	...	6	...	62	...	30	...	26	...
Sprain	833	...	267	...	294	...	1,364	...	438	...	121	...
Murder and Homicide	...	4	...	...	...	...	...	4	...	4	...	...
Suicide and Suicidal Wounds	6	21	1	5	...	3	6	29	...	8	23	...
Drowning	...	14	...	13	...	3	...	30	...	6	...	...
Asphyxia	...	...	1	...	...	...	1	...	...	...	...	...
Died while drunk	...	4	...	3	...	1	...	8	...	...	...	...
Suffocated while drunk	...	4	...	1	...	...	...	5	...	...	...	...
Executed	...	3	...	...	...	...	...	3	...	2	...	...
Foot-sore	102	...	21	...	37	...	169	...	2,199	...	...	...
Punished	4	...	...	...	...	...	...	...	7	...	304	...
Surgical operations	4	...	3	...	1	...	8	...	...	...	5	...
Cause not ascertained	67	1	8	1	5	...	80	2	23	6	520	...
Absent Deaths of the Native Army	...	...	...	...	...	...	...	...	...	316	...	...





EUROPEAN TROOPS, 1874.

EUROPEAN TROOPS, 1874



# EUROPEAN TROOPS, 1874.

## I.

TABLE showing the SICKNESS and MORTALITY among the EUROPEAN TROOPS composing the ARMY of INDIA during the Year 1874, and the prevalence of the principal Diseases in each Month of the Year.

MONTHS.	Average Strength.	Average Number Daily Sick.	Number Daily Sick per 1,000 of Strength.	Number of Deaths.	Died per 1,000 of Strength.	CAUSES OF DEATHS IN HOSPITAL.																		Died out of Hospital.	Suicidal Deaths.						
						Cholera.	Smallpox.	Enteric Fever.	Fever, Intermittent.	Fever, Remittent.	Fever, Continued.	Apoplexy.	Delirium Tremens.	Dysentery.	Diarrhoea.	Hepatitis.	Spleen Disease.	Respiratory Diseases.	Heart Diseases.	Phthisis Pulmonalis.	Dropsy.	Scurvy.	Atrophy and Anæmia.			Wounds and Accidents.	All other Causes.				
						11	8	101	6	52	13	56	8	73	2	128	1	31	74	61	2	2	1			4	98	71	23		
January	58,444	2,951	50.5	60	1.03	...	...	...	...	1	4	...	...	8	1	12	1	6	6	6	6	3	1	...	...	...	5	9	6	1	1
February	59,121	3,005	50.8	56	.95	...	1	1	3	...	...	1	...	4	...	16	...	4	4	4	9	4	...	...	...	1	9	6	1	1	
March	60,163	2,918	47.3	58	.96	1	1	1	3	...	...	...	...	...	...	6	...	4	4	4	9	4	...	...	...	...	9	8	4	4	
April	59,422	3,068	51.6	57	.96	1	1	1	10	...	1	1	4	...	...	9	...	1	4	4	4	...	...	...	...	...	7	5	5	4	
May	59,652	3,208	53.8	62	1.04	...	...	...	...	...	...	...	...	...	...	10	...	...	...	...	...	...	...	...	...	...	7	4	4	1	
June	59,684	3,366	56.5	76	1.27	...	...	...	...	...	...	...	...	...	...	...	...	...	...	...	...	...	...	...	...	...	10	5	5	1	
July	59,440	3,682	61.9	86	1.45	...	...	...	...	...	...	...	...	...	...	...	...	...	...	...	...	...	...	...	...	...	14	7	1	3	
August	59,347	3,995	67.3	68	1.15	...	...	...	...	...	...	...	...	...	...	...	...	...	...	...	...	...	...	...	...	...	9	4	4	1	
September	59,237	3,907	66.1	98	1.66	1	...	...	...	...	...	...	...	...	...	...	...	...	...	...	...	...	...	...	...	...	14	7	3	1	
October	58,792	3,809	65.8	57	.97	...	...	...	...	...	...	...	...	...	...	...	...	...	...	...	...	...	...	...	...	...	6	4	1	1	
November	59,558	3,644	61.2	67	1.18	...	...	...	...	...	...	...	...	...	...	...	...	...	...	...	...	...	...	...	...	...	11	5	3	1	
December	59,906	3,339	56.6	61	1.03	...	1	3	1	...	...	...	...	...	...	...	...	...	...	...	...	...	...	...	...	...	6	10	3	1	
						11	8	101	6	52	13	56	8	73	2	128	1	31	74	61	2	2	1	4	98	71	23				
Died per 1,000 of the Average Strength.																															
For the year	59,398	3,100	52.5	806	13.58	19	14	170	56	95	14	123	83	216	91	52	125	103	83	83	91	97	165	120	39						

CAUSES OF ADMISSIONS.	NUMBER OF ADMISSIONS INTO HOSPITAL IN EACH MONTH.												Total Admitted during the Year.	Admitted per 1,000 of Strength.	Died out of each hundred cases treated.	
	Jan.	Feb.	March.	April.	May.	June.	July.	Aug.	Sept.	Oct.	Nov.	Dec.				
	...	...	...	...	...	...	...	...	...	...	...	...				
Cholera	...	...	2	1	2	1	2	...	...	1	...	...	12	2	91.67	
Smallpox	...	2	...	6	17	8	8	1	...	...	...	1	44	8	18.18	
Enteric Fever	...	10	9	15	25	21	29	29	34	39	14	10	243	41	41.56	
Fever, Intermittent	...	940	693	891	816	966	1,192	1,692	1,839	2,763	2,487	2,015	17,683	298.2	...	
" Remittent	...	26	14	39	58	52	78	109	176	201	161	56	985	16.5	46	
" Continued	...	217	228	561	767	905	1,022	1,092	887	1,035	683	726	498	8,714	14.5	...
Apoplexy	...	1	3	13	13	23	28	36	6	11	4	2	143	2.4	39.16	
Delirium Tremens	...	12	9	14	16	12	13	24	15	25	31	9	181	3.1	4.42	
Dysentery	...	160	117	186	159	151	143	257	228	281	185	159	2,172	36.6	3.36	
Diarrhoea	...	137	119	225	222	221	235	535	366	318	179	265	163	2,919	49.2	67
Hepatitis	...	210	239	235	195	240	242	329	305	367	296	296	256	3,141	53.0	4.98
Spleen Disease	...	18	35	22	39	30	26	39	33	22	30	36	59	352	5.9	28
Respiratory Diseases	...	496	458	558	389	355	321	386	303	357	357	336	571	4,910	82.6	6.1
Phthisis Pulmonalis	...	35	29	36	22	27	28	56	46	66	41	51	58	495	8.3	12.51
Scurvy	...	2	...	...	3	1	4	3	2	1	2	1	3	22	4	9.09
Rheumatism	...	276	310	358	282	246	316	377	329	347	284	243	344	3,712	62.6	...
Veneral Diseases	...	1,107	1,027	1,257	968	835	823	1,026	761	952	769	812	1,077	11,130	191.7	...
Eye Diseases	...	76	82	159	155	82	109	118	119	133	64	69	64	1,221	20.6	...
Abscess and Ulcer	...	38	428	512	451	461	529	601	499	511	341	366	415	5,510	92.9	...
Wounds and Accidents	...	454	432	589	424	467	417	496	347	467	423	446	659	5,602	93.5	...
All other Causes	...	614	662	869	809	959	915	1,363	1,088	1,223	913	849	890	11,039	186.1	...
5,176 4,923 6,522 5,772 6,118 6,443 8,479 7,378 9,120 7,175 6,719 6,752 80,520																
Admitted per 1,000 of the Average Strength in each Month.																
8.86 8.03 10.81 9.71 10.71 10.71 14.15 12.19 15.39 12.20 11.28 11.16 135.7																



EUROPEAN TROOPS, 1874.

## II.

TABLE showing the SICKNESS and MORTALITY among the EUROPEAN TROOPS composing the ARMY of the BENGAL PRESIDENCY during the Year 1874, and the prevalence of the principal Diseases in each Month of the Year.

MONTHS.	Average Strength.	Average Number Daily Sick.	Number Daily Sick per 1,000 of Strength.	Number of Deaths.	Died per 1,000 of Strength.	CAUSES OF DEATHS IN HOSPITAL.																	Died out of Hospital.	Suicidal Deaths.			
						Cholera.	Smallpox.	Enteric Fever.	Fever, Intermittent.	Fever, Remittent.	Fever, Continued.	Apoplexy.	Delirium Tremens.	Dysentery.	Diarrhea.	Hepatitis.	Spleen Disease.	Respiratory Diseases.	Heart Diseases.	Pneumonia.	Droopy.	Scoury.			Atrophy and Anæmia.	Wounds and Accidents.	All other Causes.
January	35,743	1,755	49.1	34	95	...	...	1	...	...	2	...	...	4	1	3	1	5	6	1	1	...	...	...	4	5	...
February	35,858	1,816	50.6	39	84	...	...	1	...	...	...	...	...	...	...	10	4	...	...	...	...	...	...	...	...	...	...
March	37,837	1,800	47.6	41	108	...	...	1	...	...	...	...	...	...	...	...	...	...	...	...	...	...	...	...	1	6	...
April	37,322	1,907	51.5	57	150	...	...	2	...	...	...	...	...	...	...	...	...	...	...	...	...	...	...	...	...	...	...
May	37,552	2,183	58.1	43	114	...	...	2	...	...	...	...	...	...	...	...	...	...	...	...	...	...	...	...	...	...	...
June	37,534	2,272	60.6	43	147	...	...	2	...	...	...	...	...	...	...	...	...	...	...	...	...	...	...	...	...	...	...
July	37,497	2,411	64.1	62	166	...	...	2	...	...	...	...	...	...	...	...	...	...	...	...	...	...	...	...	...	...	...
August	37,344	2,607	71.4	48	128	...	...	2	...	...	...	...	...	...	...	...	...	...	...	...	...	...	...	...	...	...	...
September	37,315	2,581	69.2	75	201	...	...	2	...	...	...	...	...	...	...	...	...	...	...	...	...	...	...	...	...	...	...
October	36,898	2,421	65.6	32	87	...	...	2	...	...	...	...	...	...	...	...	...	...	...	...	...	...	...	...	...	...	...
November	37,960	2,283	60.1	46	121	...	...	2	...	...	...	...	...	...	...	...	...	...	...	...	...	...	...	...	...	...	...
December	38,531	2,095	54.4	42	109	...	...	2	...	...	...	...	...	...	...	...	...	...	...	...	...	...	...	...	...	...	...
						8	7	75	5	26	10	36	7	45	2	72	1	20	51	44	2	1	...	3	69	43	18
						Died per 1,000 of the Average Strength.																					
For the year	37,278	2,190	58.7	545	1162	21	19	201	110	97	19	121	85	130	93	34	137	118	65	63	...	68	185	115	148	...	

CAUSES OF ADMISSIONS.	NUMBER OF ADMISSIONS INTO HOSPITAL IN EACH MONTH.												Total Admitted during the Year.	Admitted per 1,000 of Strength.	Died out of each hundred cases treated.
	Jan.	Feb.	March.	April.	May.	June.	July.	Aug.	Sept.	Oct.	Nov.	Dec.			
Cholera	...	...	2	...	1	...	...	...	1	...	...	...	8	2	100.00
Smallpox	1	1	5	13	7	...	...	...	...	...	1	...	55	9	20.00
Enteric Fever	9	6	6	20	18	18	22	20	27	21	6	14	177	4.7	42.37
Fever, Intermittent	656	485	537	639	814	926	1,210	1,459	2,088	1,896	1,570	1,100	13,370	338.7	...
" Remittent	7	14	13	17	38	61	79	97	143	81	34	20	607	...	...
" Continued	110	125	394	526	855	871	893	737	837	476	526	336	6,630	194.1	50
Apoplexy	1	1	7	8	18	17	31	4	6	1	2	2	88	2.6	36.73
Delirium Tremens	3	4	5	9	5	5	14	8	16	13	5	5	92	2.5	7.61
Dysentery	62	59	67	92	83	51	108	117	133	89	61	61	977	26.2	4.61
Diarrhea	62	65	144	168	162	137	346	281	238	151	102	89	1,915	51.4	10
Hepatitis	98	101	113	105	137	149	189	177	212	147	129	138	1,606	45.2	4.27
Spleen Disease	13	22	17	10	19	15	16	25	11	12	32	45	237	6.4	4.2
Respiratory Diseases	392	311	404	316	281	245	259	211	246	217	208	465	3,508	94.6	56
Pneumonia	23	11	20	14	14	16	39	26	41	55	34	37	301	8.1	14.62
Scoury	2	...	...	3	1	2	2	1	3	...	...	...	16	...	6.25
Rheumatism	195	187	228	203	171	230	207	222	232	196	157	237	2,515	67.5	...
Venereal Diseases	743	617	823	673	457	548	673	461	597	961	515	736	7,459	200.1	...
Eye Diseases	46	54	83	88	51	63	107	107	96	45	45	48	834	22.4	...
Abscess and Ulcer	269	289	312	275	248	293	365	301	296	181	211	227	3,157	84.7	...
Wounds and Accidents	256	269	358	299	304	246	279	208	283	252	275	413	3,426	91.9	...
All other Causes	369	356	544	509	654	610	822	769	761	531	514	535	6,754	181.2	...
	3,110	2,929	4,022	3,978	4,342	4,502	5,723	5,171	6,265	4,749	4,518	4,513	53,822		
	Admitted per 1,000 of the Average Strength in each Month.														
	87.6	81.6	106.3	106.6	115.6	120.0	152.9	138.5	167.9	128.7	119.0	117.1	1443.8		



# EUROPEAN TROOPS, 1874.

## III.

TABLE showing the SICKNESS and MORTALITY among the EUROPEAN TROOPS composing the ARMY of the MADRAS PRESIDENCY during the Year 1874, and the prevalence of the principal Diseases in each Month of the Year.

MONTHS.	Average Strength.	Average Number Daily Sick.	Number Daily Sick per 1,000 of Strength.	Number of Deaths.	Died per 1,000 of Strength.	CAUSES OF DEATHS IN HOSPITAL.																	Died out of Hospital.	Suicidal Deaths.			
						Cholera.	Smallpox.	Enteric Fever.	Fever, Intermittent.	Fever, Remittent.	Fever, Continued.	Apoplexy.	Delirium Tremens.	Dysentery.	Diarrhoea.	Hepatitis.	Spleen Disease.	Respiratory Diseases.	Heart Diseases.	Phthisis Pulmonalis.	Dropsy.	Scurvy.			Atrophy and Anæmia.	Wounds and Accidents.	All other Causes.
						1	1	12	...	...	2	8	1	22	...	38	...	5	12	13	...	...			...	...	...
Died per 1,000 of the Average Strength.																											
For the year	11,501	659	57.3	149	12.96	.69	.99	1.91	.17	.70	.99	1.91	...	3.30	...	1.41	1.04	1.13	...	...	...	...	1.48	1.22	.26		

CAUSES OF ADMISSIONS.	NUMBER OF ADMISSIONS INTO HOSPITAL IN EACH MONTH.												Total Admitted during the Year.	Admitted per 1,000 of Strength.	Died out of each hundred cases treated.
	Jan.	Feb.	March.	April.	May.	June.	July.	Aug.	Sept.	Oct.	Nov.	Dec.			
Cholera	...	...	...	1	2	...	...	...	...	...	...	...	1	.1	...
Smallpox	...	...	...	4	...	...	1	...	...	...	...	...	5	.4	29.00
Enteric Fever	...	...	3	4	4	...	2	1	6	...	...	...	2	34	3.0
Fever, Intermittent	71	63	54	41	27	69	73	71	111	59	58	94	790	68.7	...
" Remittent	14	4	1	1	1	1	5	4	5	3	4	2	45	...	...
" Continued	61	67	123	158	83	94	137	87	112	159	147	131	1,317	118.4	15
Apoplexy	...	...	1	4	2	4	1	2	...	2	1	...	17	1.5	47.06
Delirium Tremens	4	3	4	2	2	3	4	...	2	3	5	...	35	3.0	2.66
Dysentery	79	82	64	56	54	71	123	86	114	69	69	76	945	82.2	2.33
Diarrhoea	59	32	48	33	32	54	90	40	41	32	32	43	524	45.6	...
Hepatitis	89	93	65	54	54	58	85	84	104	90	87	86	949	82.5	4.90
Spleen Disease	1	5	...	1	2	2	4	3	3	5	2	1	29	2.5	...
Respiratory Diseases	60	59	74	41	42	39	66	51	71	39	83	58	694	60.3	72
Phthisis Pulmonalis	6	10	11	5	7	6	8	15	19	10	11	15	123	10.7	10.57
Scurvy	...	...	...	...	...	...	1	...	...	...	...	...	2	.2	...
Rheumatism	41	56	61	39	37	45	59	47	70	56	53	59	623	54.2	...
Venerical Diseases	202	208	221	165	130	129	181	176	192	178	156	224	2,173	188.9	...
Eye Diseases	5	8	17	17	12	16	18	22	15	9	10	10	159	13.8	...
Abscess and Ulcer	73	95	117	103	118	113	168	91	110	86	82	89	1,185	103.0	...
Wounds and Accidents	95	85	117	67	80	83	166	72	101	88	71	137	1,166	102.2	...
All other Causes	199	187	156	177	205	173	251	182	246	226	205	214	2,400	208.7	...
	1,034	1,052	1,112	969	899	953	1,300	1,089	1,321	1,097	1,074	1,219	13,156		
Admitted per 1,000 of the Average Strength in each Month.															
	87.6	89.7	98.8	84.0	78.3	82.9	116.4	99.9	116.1	96.4	94.9	108.8	1143.9		



# EUROPEAN TROOPS, 1874.

## IV.

TABLE showing the SICKNESS and MORTALITY among the EUROPEAN TROOPS composing the ARMY of the BOMBAY PRESIDENCY during the Year 1874, and the prevalence of the principal Diseases in each Month of the Year.

MONTHS.	Average Strength.	Average Number Daily Sick.	Number Daily Sick per 1,000 of Strength.	Number of Deaths.	Died per 1,000 of Strength.	CAUSES OF DEATHS IN HOSPITAL.																	Died out of Hospital.	Suicidal Deaths.			
						Cholera.	Smallpox.	Euteric Fever.	Fever, Intermittent.	Fever, Remittent.	Fever, Continued.	Apoplexy.	Delirium Tremens.	Dysentery.	Diarrhea.	Hepatitis.	Spleen Disease.	Respiratory Diseases.	Heart Diseases.	Phthisis Pulmonalis.	Dropsy.	Scurvy.			Atrophy and Anæmia.	Wounds and Accidents.	All other Causes.
January	10,892	557	51.1	9	83	...	...	1	...	1	...	...	...	1	...	1	...	1	...	1	...	...	...	...	2	...	
February	11,509	519	45.1	9	78	...	...	...	...	...	...	...	...	1	...	1	...	1	...	1	...	...	...	1	...	1	
March	10,707	631	59.0	8	74	...	...	...	...	...	...	...	...	1	...	1	...	1	...	1	...	...	...	1	...	...	
April	10,558	491	46.5	9	85	...	...	1	...	1	1	...	...	...	...	...	...	1	...	...	...	...	...	1	...	...	
May	10,613	462	43.5	10	94	...	...	...	...	...	1	...	...	...	...	...	...	...	...	...	...	...	...	...	...	...	
June	10,577	502	47.5	11	104	...	...	...	...	...	6	...	...	...	...	...	...	...	...	...	...	...	...	...	...	...	
July	10,575	612	57.9	11	104	...	...	...	...	...	...	...	...	1	...	...	...	...	...	...	...	...	...	...	...	...	
August	10,509	613	58.9	10	95	...	...	...	...	...	...	...	...	1	...	...	...	...	...	...	...	...	...	...	...	...	
September	10,529	623	59.2	11	105	...	...	4	...	1	...	...	...	...	...	...	...	...	...	...	...	...	...	...	...	...	
October	10,513	686	65.2	13	124	...	...	3	1	...	...	...	...	1	...	1	...	1	...	1	...	...	...	1	...	...	
November	10,276	566	55.0	5	49	...	...	...	...	1	...	...	...	...	...	3	...	1	...	1	...	...	...	...	1	...	
December	8,978	496	55.1	6	67	...	...	...	...	...	1	...	...	...	...	2	...	...	...	...	...	...	...	...	2	...	
						2	...	14	1	6	1	12	...	6	...	18	...	6	11	4	...	1	1	1	12	14	2
Died per 1,000 of the Average Strength.																											
For the year	10,529	560	53.2	112	1061	.19	...	1.33	...	.76	1.14	...	.57	...	1.71	...	.57	1.04	.37	...	.10	.10	.10	.14	1.33	.19	...

CAUSES OF ADMISSIONS.	NUMBER OF ADMISSIONS INTO HOSPITAL IN EACH MONTH.												Total Admitted during the Year.	Admitted per 1,000 of Strength.	Died out of each hundred cases treated.
	Jan.	Feb.	March.	April.	May.	June.	July.	Aug.	Sept.	Oct.	Nov.	Dec.			
Cholera	...	...	...	...	1	...	2	...	...	...	...	...	3	.3	66.67
Smallpox	1	...	...	2	1	...	...	...	...	...	...	...	4	.4	...
Euteric Fever	...	...	5	1	1	1	1	10	7	2	2	1	32	3.0	43.75
Fever, Intermittent	123	145	309	136	125	197	319	399	504	512	387	295	3,523	33.46	...
" Remittent	5	6	45	40	13	13	25	25	53	77	18	13	333	...	...
" Continued	46	36	107	83	56	57	62	63	86	87	53	31	767	104.5	64
Apoplexy	...	1	2	3	1	10	3	2	3	2	...	1	28	2.7	42.86
Delirium Tremens	5	2	6	5	5	5	6	5	6	3	2	5	54	5.1	...
Dysentery	19	15	15	11	14	18	24	25	34	27	29	28	250	23.7	2.40
Diarrhoea	25	22	33	21	30	38	50	45	39	26	71	51	480	45.6	...
Hepatitis	23	36	67	36	49	44	55	44	51	29	40	32	596	48.0	3.56
Spleen Disease	4	8	5	9	9	10	5	8	14	2	4	...	86	8.2	...
Respiratory Diseases	134	97	80	32	29	37	61	41	49	31	45	51	678	64.4	88
Phthisis Pulmonalis	5	8	5	3	6	6	9	5	6	6	6	6	71	6.8	5.63
Scurvy	...	...	...	...	...	2	...	...	...	...	...	...	4	.4	26.00
Rheumatism	49	67	69	40	38	51	51	60	45	32	33	48	574	54.5	...
Veneral Diseases	160	182	213	130	139	146	174	128	163	127	121	115	1,798	170.8	...
Eye Diseases	25	20	30	20	19	20	23	20	72	9	14	6	228	21.7	...
Abscess and Ulcer	191	94	113	73	95	114	128	98	105	75	73	99	1,168	110.9	...
Wounds and Accidents	100	87	105	66	83	88	111	66	83	83	100	98	1,070	101.6	...
All other Causes	125	119	169	114	193	132	193	197	216	156	139	141	1,885	179.9	...
	1,032	945	1,358	825	907	988	1,356	1,118	1,531	1,329	1,327	896	13,512		
Admitted per 1,000 of the Average Strength in each Month.															
	94.8	82.1	129.1	78.1	85.5	93.4	128.2	108.6	115.5	126.4	109.7	110.9	128.2		



# EUROPEAN TROOPS, 1874.

## V.

COMPARATIVE STATEMENT of the RATIOS of SICKNESS and MORTALITY in the ARMIES of the THREE PRESIDENCIES for the Year 1874.

					RATIOS PER 1,000 OF STRENGTH.			
					Army of Bengal.	Army of Madras.	Army of Bombay.	Army of India.
I.—AVERAGE DAILY SICK-RATE OF EACH MONTH.								
January	...	...	...	...	49.1	54.1	51.1	50.5
February	...	...	...	...	57.6	54.5	47.7	50.8
March	...	...	...	...	47.6	48.7	49.1	47.3
April	...	...	...	...	53.5	50.2	46.5	51.6
May	...	...	...	...	58.1	49.0	43.5	53.8
June	...	...	...	...	60.6	51.4	47.5	56.5
July	...	...	...	...	64.4	57.7	57.9	61.9
August	...	...	...	...	71.4	60.7	59.9	67.3
September	...	...	...	...	69.2	61.3	59.2	66.1
October	...	...	...	...	65.6	66.9	63.2	65.8
November	...	...	...	...	69.1	68.4	57.0	61.2
December	...	...	...	...	54.4	60.3	54.1	56.6
AVERAGE OF THE YEAR					58.7	57.3	57.2	57.5
II.—COMPOSITION OF THE ADMISSION-RATE OF THE YEAR.								
Cholera	...	...	...	...	2	1	3	2
Enteric Fever	...	...	...	...	47	3.0	3.0	4.1
Intermittent Fever	...	...	...	...	35.7	68.7	33.9	29.2
Remittent and Continued Fevers	...	...	...	...	19.1	11.4	10.5	16.5
Apoplexy	...	...	...	...	2.6	1.5	2.7	2.4
Delirium Tremens	...	...	...	...	2.5	3.0	5.1	3.1
Dysentery	...	...	...	...	26.2	81.2	21.7	36.6
Diarrhoea	...	...	...	...	51.4	45.6	45.6	49.2
Hepatitis	...	...	...	...	45.2	82.5	48.0	63.0
Spleen Disease	...	...	...	...	6.4	2.5	8.2	5.9
Respiratory Diseases	...	...	...	...	91.6	60.3	64.4	82.6
Phthisis Pulmonalis	...	...	...	...	8.1	10.7	6.8	8.3
Rheumatism	...	...	...	...	67.5	54.2	54.5	62.6
Veneral Diseases	...	...	...	...	20.1	18.9	17.9	19.7
Eye Diseases	...	...	...	...	22.4	13.8	21.7	20.6
Abscess and Ulcer	...	...	...	...	84.7	103.0	110.9	92.9
Wounds and Accidents	...	...	...	...	91.9	96.2	101.6	94.5
All other Causes	...	...	...	...	18.5	20.3	17.8	18.3
ADMISSION-RATE OF THE YEAR					1443.8	1143.9	1290.2	1357.7
III.—COMPOSITION OF THE DEATH-RATE OF THE YEAR.								
Cholera	...	...	...	...	21	30	19	18
Enteric Fever	...	...	...	...	2.01	1.04	1.33	1.70
Intermittent Fever	...	...	...	...	1.10	1.7	1.6	1.86
Remittent and Continued Fevers	...	...	...	...	1.10	1.7	1.6	1.86
Apoplexy	...	...	...	...	1.07	1.0	1.14	1.05
Delirium Tremens	...	...	...	...	1.19	1.09	1.14	1.14
Dysentery	...	...	...	...	1.21	1.01	1.07	1.23
Diarrhoea	...	...	...	...	1.05	1.0	1.0	1.03
Hepatitis	...	...	...	...	1.93	3.30	1.71	2.10
Spleen Disease	...	...	...	...	1.03	1.0	1.0	1.01
Respiratory Diseases	...	...	...	...	1.54	1.44	1.57	1.52
Heart Diseases	...	...	...	...	1.37	1.04	1.04	1.25
Phthisis Pulmonalis	...	...	...	...	1.18	1.13	1.07	1.03
Injuries	...	...	...	...	1.23	1.22	1.43	1.27
Unnatural Deaths	...	...	...	...	1.48	1.25	1.19	1.39
All other Causes	...	...	...	...	2.12	1.37	1.34	1.86
DEATH-RATE OF THE YEAR					14.62	12.96	10.64	13.58
					DIED OUT OF EACH HUNDRED CASES TREATED.			
IV.—MORTALITY RELATIVE TO THE NUMBER TREATED.								
Cholera	...	...	...	...	100.00	...	68.67	91.67
Enteric Fever	...	...	...	...	42.37	35.30	43.75	41.56
Remittent and Continued Fevers	...	...	...	...	50	15	64	56
Apoplexy	...	...	...	...	36.73	47.06	42.96	39.16
Delirium Tremens	...	...	...	...	7.61	2.86	...	4.42
Dysentery	...	...	...	...	4.61	2.33	2.49	3.36
Hepatitis	...	...	...	...	4.27	4.00	3.58	4.08
Respiratory Diseases	...	...	...	...	5.6	7.2	8.8	6.3
Phthisis Pulmonalis	...	...	...	...	14.62	10.37	5.63	12.32

# EUROPEAN TROOPS, 1874.

## VI.

TABLE showing the SICKNESS and MORTALITY among the EUROPEAN TROOPS serving in BENGAL PROPER during the Year 1874, and the prevalence of the principal Diseases in each Month of the Year.

MONTHS.	Average Strength.	Average Number Daily Sick.	Number Daily Sick per 1,000 of Strength.	Number of Deaths.	Died per 1,000 of Strength.	CAUSES OF DEATHS IN HOSPITAL.														Died out of Hospital.						
						Cholera.	Smallpox.	Enteric Fever.	Fever, Intermittent.	Fever, Remittent.	Fever, Continued.	Apoplexy.	Delirium Tremens.	Dysentery.	Diarrhoea.	Hepatitis.	Spleen Disease.	Respiratory Diseases.	Heart Diseases.		Phthisis Pulmonalis.	Dropsy.	Scurvy.	Atrophy and Anæmia.	Wounds and Accidents.	All other Causes.
January	1,702	62	36.4	1	...	...	...	...	...	...	...	...	...	1	...	...	1	...	...	...	...	...	...	...	...	...
February	1,672	61	36.5	1	...	...	...	...	...	...	...	...	...	...	...	...	...	...	...	...	...	...	...	...	...	...
March	2,035	70	34.4	2	...	1	...	...	...	...	...	...	...	...	...	...	...	...	...	...	...	...	...	...	...	1
April	2,003	99	47.3	4	...	...	1	...	...	...	...	1	...	1	...	...	...	...	1	...	...	...	...	...	...	...
May	2,087	102	48.9	2	...	...	...	...	...	...	...	1	...	...	...	...	...	...	...	...	...	...	...	...	...	...
June	2,122	122	57.5	4	...	...	...	...	...	...	...	1	...	...	...	...	...	...	...	...	...	...	...	...	...	...
July	2,115	135	63.8	4	...	...	...	...	...	...	...	1	...	1	...	...	...	1	1	...	...	...	...	...	...	...
August	2,110	143	67.8	4	...	...	...	1	...	...	...	...	...	1	...	...	...	...	...	...	...	...	...	...	...	...
September	2,084	137	65.7	6	...	...	...	4	...	...	...	...	...	...	...	...	...	1	...	...	...	...	...	...	...	1
October	2,078	127	61.1	3	...	...	...	...	...	...	...	...	...	1	...	...	...	...	...	...	...	...	...	...	...	...
November	2,008	107	53.3	3	...	...	...	...	...	...	...	...	...	...	...	1	...	...	1	...	...	...	...	...	...	...
December	1,978	13	47.0	5	...	...	...	...	...	...	...	...	...	4	...	1	...	...	1	1	...	...	...	...	...	...
						1	...	6	...	...	...	4	...	6	...	3	...	...	4	5	...	...	...	...	7	4
Died per 1,000 of the Average Strength.																										
For the year	2,007	105	52.3	40	19.93	59	...	199	...	...	190	...	199	...	150	...	...	130	249	...	...	...	...	349	190	...

CAUSES OF ADMISSIONS.	NUMBER OF ADMISSIONS INTO HOSPITAL IN EACH MONTH.												Total Admitted during the Year.	Admitted per 1,000 of Strength.	Died out of each hundred cases treated.
	Jan.	Feb.	March.	April.	May.	June.	July.	Aug.	Sept.	Oct.	Nov.	Dec.			
Cholera	...	...	1	...	...	...	...	...	...	...	...	...	1	5	...
Smallpox	...	...	...	...	1	...	2	...	...	...	...	...	...	...	...
Enteric Fever	...	...	...	1	1	...	...	1	4	...	...	...	10	50	6000
Fever, Intermittent	10	4	6	9	2	7	14	7	16	6	8	10	90	493	...
" Remittent	...	...	1	...	...	2	2	1	4	...	1	1	12	3168	...
" Continued	11	11	31	25	33	203	116	68	69	19	18	20	624	...	...
Apoplexy	...	...	...	1	1	1	1	...	...	...	...	...	4	20	10000
Delirium Tremens	1	...	1	1	2	...	2	...	1	1	...	...	11	55	...
Dysentery	3	7	8	8	6	3	16	14	24	13	7	11	129	598	500
Diarrhoea	3	3	7	9	6	5	20	13	22	10	6	10	114	568	...
Hepatitis	1	4	3	3	2	4	9	4	6	7	6	2	61	254	588
Spleen Disease	...	...	...	...	...	...	...	...	1	...	...	...	1	5	...
Respiratory Diseases	1	6	19	4	8	5	9	9	5	8	7	9	90	449	...
Phthisis Pulmonalis	1	1	2	...	2	2	4	1	4	2	3	2	24	120	2083
Scurvy	...	...	...	...	...	...	...	...	...	...	...	...	...	...	...
Rheumatism	5	6	10	16	7	7	11	8	8	6	1	5	90	449	...
Veneral Diseases	29	18	35	39	21	17	28	25	23	26	21	21	308	1534	...
Eye Diseases	2	3	6	2	1	...	2	...	...	...	1	1	20	100	...
Abscess and Ulcer	14	11	34	12	13	16	17	22	25	8	7	6	185	922	...
Wounds and Accidents	5	10	12	10	24	16	12	15	15	14	15	12	169	797	...
All other Causes	14	16	27	26	24	27	46	38	46	39	31	18	332	1753	...
	100	100	200	166	153	316	311	230	278	159	132	129	2,276		
Admitted per 1,000 of the Average Strength in each Month.															
	58.8	59.8	99.7	79.3	73.3	148.4	147.0	109.0	133.4	76.5	65.7	65.2	1134.0		



# EUROPEAN TROOPS, 1874.

## VII.

TABLE showing the SICKNESS and MORTALITY among the EUROPEAN TROOPS serving in the DINAPORE, BENARRS, GODE and CAWNPORE DISTRICTS during the Year 1874, and the prevalence of the principal Diseases in each Month of the Year.

MONTHS.	Average Strength.	Average Number Daily Sick.	Number Daily Sick per 1,000 of Strength.	Number of Deaths.	Died per 1,000 of Strength.	CAUSES OF DEATHS IN HOSPITAL.																			Died out of Hospital.	
						Cholera.	Smallpox.	Enteric Fever.	Fever, Intermittent.	Fever, Remittent.	Fever, Continued.	Apoplexy.	Delirium Tremens.	Dysentery.	Diarrhoea.	Hepatitis.	Spleen Disease.	Respiratory Diseases.	Heart Diseases.	Phthisis Pulmonalis.	Dropsy.	Scurvy.	Atrophy and Anæmia.	Wounds and Accidents.		All other Causes.
						...	...	...	...	...	...	...	...	...	...	...	...	...	...	...	...	...	...	...		...
January	5,576	321	57.6	3	...	...	...	1	...	...	...	...	...	...	...	...	...	...	1	...	...	...	...	...	...	1
February	7,562	404	53.4	2	...	...	...	...	...	...	...	...	...	...	...	...	...	...	...	...	...	...	...	...	...	...
March	9,125	542	59.4	11	...	...	...	...	...	...	...	...	...	...	...	...	...	...	...	...	...	...	...	...	...	5
April	9,110	632	71.6	13	...	...	...	...	...	...	...	...	...	...	...	...	...	...	...	...	...	...	...	...	...	...
May	9,104	667	73.3	22	...	1	...	...	...	...	...	...	...	...	...	...	...	...	...	...	...	...	...	...	...	...
June	9,075	696	76.1	21	...	...	1	...	...	...	...	...	...	...	...	...	...	...	...	...	...	...	...	...	...	...
July	9,046	711	78.6	22	...	3	...	...	...	...	...	...	...	...	...	...	...	...	...	...	...	...	...	...	...	...
August	9,040	818	90.5	15	...	...	...	...	...	...	...	...	...	...	...	...	...	...	...	...	...	...	...	...	...	...
September	8,960	769	85.8	28	...	...	...	...	...	...	...	...	...	...	...	...	...	...	...	...	...	...	...	...	...	...
October	8,931	672	75.2	9	...	...	...	...	...	...	...	...	...	...	...	...	...	...	...	...	...	...	...	...	...	...
November	8,694	679	65.6	10	...	...	...	...	...	...	...	...	...	...	...	...	...	...	...	...	...	...	...	...	...	...
December	8,262	651	64.3	11	...	...	...	...	...	...	...	...	...	...	...	...	...	...	...	...	...	...	...	...	...	...
						6	2	39	...	7	3	9	1	15	...	22	...	1	10	16	...	...	...	2	16	23
Died per 1,000 of the Average Strength.																										
For the year	8,540	698	71.2	172	20.11	70	23	437	...	147	...	106	12	176	...	258	...	12	137	187	...	...	...	23	187	269

CAUSES OF ADMISSIONS.	NUMBER OF ADMISSIONS INTO HOSPITAL IN EACH MONTH.												Total Admitted during the Year.	Admitted per 1,000 of Strength.	Died out of each hundred cases treated.
	Jan.	Feb.	March.	April.	May.	June.	July.	Aug.	Sept.	Oct.	Nov.	Dec.			
Cholera	...	...	1	...	1	2	2	...	...	...	...	...	6	7	100.00
Smallpox	...	...	1	6	2	5	...	...	...	...	...	...	14	16	14.29
Enteric Fever	...	...	4	10	6	6	...	...	...	...	...	...	82	9.6	47.50
Fever, Intermittent	42	61	139	181	148	139	180	102	141	114	113	108	1,409	166.3	...
" Remittent	...	...	2	1	11	17	15	30	55	51	21	7	245	...	...
" Continued	23	43	169	204	161	169	204	150	180	69	53	59	1,397	161.1	61
Apoplexy	...	...	1	2	6	7	4	...	...	...	...	...	22	2.6	99.1
Delirium Tremens	...	...	3	1	2	7	4	...	...	...	...	...	29	3.4	3.45
Dysentery	25	29	28	43	32	19	51	55	41	31	18	17	363	41.9	3.92
Diarrhoea	13	16	79	48	55	33	141	94	68	36	21	18	613	71.8	...
Hepatitis	14	10	27	20	35	25	45	47	40	46	33	32	412	48.2	5.34
Spleen Disease	3	1	4	2	1	1	1	7	3	2	4	2	32	3.8	...
Respiratory Diseases	41	55	114	88	69	47	66	49	62	44	40	59	731	85.9	74
Phthisis Pulmonalis	8	3	5	3	4	3	15	6	12	9	12	11	91	11.0	17.02
Scurvy	...	...	...	1	...	1	1	1	...	...	...	...	6	7	...
Ethereum	20	24	41	31	45	56	48	44	36	34	26	28	496	51.0	...
Veneral Diseases	111	296	338	261	223	214	295	189	241	171	265	269	2,859	333.7	...
Eye Diseases	11	20	31	38	13	26	55	58	39	17	18	11	337	39.5	...
Abscess and Ulcer	44	71	90	91	59	96	103	95	97	66	62	46	916	107.3	...
Wounds and Accidents	37	47	109	70	79	55	63	46	54	47	61	90	758	88.7	...
All other Causes	58	96	187	121	133	157	262	202	206	161	125	117	1,847	216.3	...
	486	719	1,361	1,238	1,111	1,042	1,526	1,177	1,327	902	875	859	12,623		
Admitted per 1,000 of the Average Strength in each Month.															
	87.2	93.1	149.1	135.9	122.0	114.8	167.7	130.2	148.1	101.9	100.7	103.9	147.81		

# EUROPEAN TROOPS, 1874.

## VIII.

TABLE showing the SICKNESS and MORTALITY among the EUROPEAN TROOPS serving in the MEERUT and ROHILCUND DISTRICTS during the Year 1874, and the prevalence of the principal Diseases in each Month of the Year.

MONTHS.	Average Strength.	Average Number Daily Sick.	Number Daily Sick per 1,000 of Strength.	Number of Deaths.	Died per 1,000 of Strength.	CAUSES OF DEATHS IN HOSPITAL.																Died out of Hospital.				
						Cholera.	Smallpox.	Enteric Fever.	Fever, Intermittent.	Fever, Remittent.	Fever, Continued.	Apoplexy.	Delirium Tremens.	Dysentery.	Diarrhea.	Hepatitis.	Spleen Disease.	Respiratory Diseases.	Heart Disease.	Phthisis Pulmonalis.	Dropsy.		Scurvy.	Atrophy and Anæmia.	Wounds and Accidents.	All other Causes.
January	3,908	214	54.8	4	...	...	...	...	...	1	...	1	1	1	...	...	...	...	...	...	...	...	...	...	...	...
February	4,231	226	53.6	4	...	...	...	...	...	1	...	1	...	3	...	...	...	...	...	...	...	...	...	...	...	...
March	4,215	196	46.1	1	...	...	...	...	...	...	...	1	...	...	...	...	...	...	...	...	...	...	...	...	...	...
April	3,988	176	44.1	4	...	...	...	...	...	...	...	1	...	1	...	1	...	...	...	...	...	...	...	...	...	...
May	3,964	213	53.7	4	...	...	...	1	...	...	...	1	...	...	...	...	...	...	...	...	...	...	...	1	...	...
June	3,950	240	60.8	1	...	...	...	...	...	...	...	...	...	...	...	...	...	...	...	...	...	...	...	...	1	...
July	3,906	227	58.2	6	...	...	...	...	...	...	...	...	...	...	...	...	...	...	...	...	...	...	...	...	1	...
August	3,913	203	51.9	3	...	...	...	1	...	...	...	2	...	...	...	...	...	1	...	...	...	...	...	...	1	...
September	3,927	313	79.7	7	...	...	...	...	...	...	...	2	...	2	...	...	...	...	1	...	...	...	...	2	...	...
October	3,940	287	72.8	8	...	...	...	...	...	...	...	1	...	4	...	...	...	1	...	...	...	...	...	...	...	1
November	3,507	255	72.7	4	...	...	...	...	...	...	...	...	1	1	...	3	...	...	...	...	...	...	...	...	...	...
December	3,662	223	60.9	8	...	...	...	1	...	...	...	...	1	1	...	1	...	1	...	2	...	...	...	...	...	1
						...	...	4	...	1	1	7	1	10	2	16	...	2	3	3	...	...	...	...	4	4
Died per 1,000 of the Average Strength.																										
For the year	3,933	241	61.3	58	14.75	...	...	1.02	...	31	1.78	2.5	2.54	31	4.07	...	31	76	76	...	...	...	...	...	1.02	1.02

CAUSES OF ADMISSIONS.	NUMBER OF ADMISSIONS INTO HOSPITAL IN EACH MONTH.												Total Admitted during the Year.	Admitted per 1,000 of Strength.	Died out of each hundred cases treated.	
	Jan.	Feb.	March.	April.	May.	June.	July.	Aug.	Sept.	Oct.	Nov.	Dec.				
Cholera	...	...	...	...	...	...	...	...	...	...	...	...	...	...	...	...
Smallpox	...	...	...	1	1	1	...	...	...	...	...	...	5	1.3	...	...
Enteric Fever	...	...	...	...	...	...	...	...	...	...	...	...	...	...	...	...
Fever, Intermittent	53	62	64	88	139	148	310	531	667	363	231	109	2,837	72.64	18.18	...
" Remittent	...	...	...	3	4	11	2	29	11	5	...	...	56	...	...	...
" Continued	12	6	26	37	50	49	45	68	112	96	33	8	502	12.9	36	...
Apoplexy	...	...	...	1	1	2	2	...	4	...	2	2	14	3.6	50.00	...
Delirium Tremens	1	...	...	...	...	...	3	2	5	3	...	1	18	4.6	5.56	...
Dysentery	9	2	7	...	1	1	6	5	22	15	12	9	91	23.1	10.99	...
Diarrhoea	11	12	13	25	11	11	24	31	43	27	23	10	241	61.2	83	...
Hepatitis	10	11	13	14	26	16	22	27	24	27	18	18	226	57.4	7.08	...
Spleen Disease	2	1	1	...	2	1	2	2	2	1	2	2	16	4.1	...	...
Respiratory Diseases	31	21	20	15	17	15	19	20	19	18	24	55	274	69.7	73	...
Phthisis Pulmonalis	3	...	1	...	1	1	5	2	...	3	2	2	29	7.1	15.00	...
Scurvy	...	...	...	...	...	...	...	...	...	...	...	...	...	...	...	...
Rheumatism	16	23	29	18	18	16	24	15	14	14	12	19	218	55.4	...	...
Veneral Diseases	119	66	100	53	55	57	62	43	45	64	35	64	791	201.1	...	...
Eye Diseases	1	3	7	7	8	4	5	10	12	5	3	...	65	16.5	...	...
Abscess and Ulcer	18	34	25	27	31	24	39	32	32	23	25	24	334	84.9	...	...
Wounds and Accidents	31	25	31	32	24	26	20	12	30	31	40	62	369	93.8	...	...
All other Causes	39	51	45	55	49	52	60	74	85	50	59	67	686	174.4	28	...
	388	317	388	382	439	436	652	894	1,129	707	523	550	6,805			
Admitted per 1,000 of the Average Strength in each Month.																
	99.3	74.6	90.4	95.8	110.8	110.4	165.6	228.5	287.5	179.4	169.1	159.2	179.2			



# EUROPEAN TROOPS, 1874.

## IX.

TABLE showing the SICKNESS and MORTALITY among the EUROPEAN TROOPS serving in the AGRA DISTRICT and in CENTRAL INDIA during the Year 1874, and the prevalence of the principal Diseases in each Month of the Year.

MONTHS.	Average Strength.	Average Number Daily Sick.	Number Daily Sick per 1,000 of Strength.	Number of Deaths.	Died per 1,000 of Strength.	CAUSES OF DEATHS IN HOSPITAL.																	Died out of Hospital.				
						Cholera.	Smallpox.	Enteric Fever.	Fever, Intermittent.	Fever, Remittent.	Fever, Continued.	Apoplexy.	Delirium Tremens.	Dysentery.	Diarrhea.	Hepatitis.	Spleen Disease.	Respiratory Diseases.	Heart Diseases.	Phthisis Pulmonalis.	Dropsy.	Scurvy.		Atrophy and Anæmia.	Wounds and Accidents.	All other Causes.	
						...	...	...	...	...	...	...	...	...	...	...	...	...	...	...	...	...		...	...	...	
January	3,770	183	48.5	3	...	...	...	...	...	...	...	...	...	...	...	...	...	...	...	...	...	...	...	...	...	...	...
February	3,931	219	55.7	...	...	...	1	...	...	...	...	...	...	...	...	...	...	...	...	...	...	...	...	...	...	...	1
March	4,213	203	48.2	...	...	...	1	...	...	...	...	...	...	...	...	...	...	...	...	...	...	...	...	...	...	...	1
April	4,201	237	56.4	3	...	...	1	4	...	...	...	...	...	...	...	...	...	...	...	...	...	...	...	...	...	...	...
May	4,206	214	50.9	3	...	...	...	...	...	...	...	...	...	...	...	...	...	...	...	...	...	...	...	...	...	...	...
June	4,200	195	46.4	6	...	...	1	4	...	...	...	...	...	...	...	...	...	...	...	...	...	...	...	...	...	...	...
July	4,182	200	47.8	4	...	...	...	...	...	...	...	1	...	...	...	...	...	...	...	...	...	...	...	...	...	...	...
August	4,168	250	60.0	6	...	...	...	...	...	...	...	1	...	...	...	...	...	...	...	...	...	...	...	...	...	...	...
September	4,172	275	65.9	4	...	...	...	...	1	1	...	...	...	...	...	...	...	...	...	...	...	...	...	...	...	...	...
October	4,156	286	68.8	2	...	...	...	...	...	...	...	1	...	...	...	...	...	...	...	...	...	...	...	...	...	...	...
November	3,964	267	67.4	9	...	...	...	3	...	...	...	...	1	...	...	...	...	...	...	...	...	...	...	...	...	...	...
December	3,983	231	58.5	1	...	...	...	...	...	...	...	...	...	...	...	...	...	...	...	...	...	...	...	...	...	...	...
						...	4	8	1	3	1	2	1	2	...	7	...	2	4	3	...	1	...	1	5	4	
Died pe 1,000 of the Average Strength.																											
For the year	4,066	290	50.1	49	11.96	...	97	195	1.22	49	25	49	...	170	...	49	97	74	...	25	...	25	1.22	97	...	...	...

CAUSES OF ADMISSIONS.	NUMBER OF ADMISSIONS INTO HOSPITAL IN EACH MONTH.												Total Admitted during the Year.	Admitted per 1,000 of Strength.	Died out of each hundred cases treated.
	Jan.	Feb.	March.	April.	May.	June.	July.	Aug.	Sept.	Oct.	Nov.	Dec.			
	...	...	...	...	...	...	...	...	...	...	...	...			
Cholera	...	...	...	...	...	...	...	...	...	...	...	...	11	2.7	30.36
Smallpox	1	1	2	2	3	1	...	...	...	...	1	...	21	5.1	39.16
Enteric Fever	...	...	...	...	...	...	...	...	...	...	...	...	...	...	...
Fever, Intermittent	64	60	66	62	47	51	146	270	489	445	286	174	2,160	527.3	95
" Remittent	2	6	6	2	7	7	18	24	29	6	3	4	105	26.1	98
" Continued	4	8	29	40	31	16	30	29	32	45	30	11	305	75.1	...
Apoplexy	...	...	1	...	4	1	4	...	1	...	...	...	11	2.7	18.18
Delirium Tremens	...	...	...	...	...	...	2	...	2	...	...	...	7	1.7	14.29
Dysentery	3	3	4	3	...	7	8	14	13	4	...	3	74	18.1	2.70
Diarrhoea	1	2	19	13	12	16	48	43	13	13	11	10	192	46.9	...
Hepatitis	14	11	12	14	19	15	22	29	41	19	21	19	228	55.7	3.07
Spleen Disease	...	1	2	...	...	2	2	1	1	...	4	6	19	4.6	...
Respiratory Diseases	26	26	50	50	45	24	29	32	31	18	28	41	398	97.1	7.50
Phthisis Pulmonalis	...	...	3	1	1	2	2	1	2	...	2	3	17	4.1	17.65
Scurvy	1	...	...	1	...	1	...	...	...	...	1	...	4	1.0	25.00
Rheumatism	17	14	22	29	14	9	26	26	21	16	15	29	238	58.1	...
Veneral Diseases	85	109	108	81	51	42	51	41	63	45	30	68	797	194.6	...
Eye Diseases	9	5	6	5	3	3	10	19	11	7	6	6	90	22.0	...
Abscess and Ulcer	19	22	38	24	42	36	41	27	16	17	23	29	336	82.0	...
Wounds and Accidents	29	27	34	31	25	32	36	22	32	24	24	48	355	86.7	...
All other Causes	19	27	42	51	54	71	76	53	77	69	42	48	609	151.4	41
	286	322	436	417	306	318	553	623	895	726	556	500	5,988		
Admitted per 1,000 of the Average Strength in each Month.															
	75.8	81.9	103.5	99.3	87.9	89.5	132.1	149.5	207.3	174.7	149.3	123.5	1461.9		

# EUROPEAN TROOPS, 1874.

## X.

TABLE showing the SICKNESS and MORTALITY among the EUROPEAN TROOPS serving in the PUNJAB during the Year 1874, and the prevalence of the principal Diseases in each Month of the Year.

MONTHS.	Average Strength.	Average Number Daily Sick.	Number Daily Sick per 1,000 of Strength.	Number of Deaths.	Died per 1,000 of Strength.	CAUSES OF DEATHS IN HOSPITAL.																	Died out of Hospital.			
						Cholera.	Smallpox.	Enteric Fever.	Fever, Intermittent.	Fever, Remittent.	Fever, Continued.	Apoplexy.	Delirium Tremens.	Dysentery.	Diarrhoea.	Hepatitis.	Spleen Disease.	Respiratory Diseases.	Heart Diseases.	Phthisis Pulmonalis.	Dropsy.	Scurvy.		Atrophy and Anæmia.	Wounds and Accidents.	All other Causes.
						1	13	4	10	4	13	3	10	13	9	18	4	18	4	1	1	1		1	1	1
January	11,615	721	49.2	12	...	...	...	...	...	...	...	3	...	...	...	...	...	...	...	...	...	...	...	3	1	
February	13,197	647	48.1	6	...	...	...	...	...	...	...	...	...	...	...	...	...	...	...	...	...	...	...	...	...	
March	12,490	572	45.8	10	...	...	...	...	...	...	...	...	...	...	...	...	...	...	...	...	...	...	...	...	...	
April	11,333	472	41.7	7	...	...	...	...	...	...	...	...	...	...	...	...	...	...	...	...	...	...	...	...	...	
May	10,340	528	51.1	6	...	...	...	...	...	...	...	...	...	...	...	...	...	...	...	...	...	...	...	...	...	
June	10,286	602	58.5	19	...	...	...	...	...	...	...	...	...	...	...	...	...	...	...	...	...	...	...	...	...	
July	10,283	626	61.0	15	...	...	...	...	...	...	...	...	...	...	...	...	...	...	...	...	...	...	...	...	...	
August	10,210	644	63.1	12	...	...	...	...	...	...	...	...	...	...	...	...	...	...	...	...	...	...	...	...	...	
September	10,182	629	61.8	18	...	...	...	...	...	...	...	...	...	...	...	...	...	...	...	...	...	...	...	...	...	
October	10,226	698	68.1	7	...	...	...	...	...	...	...	...	...	...	...	...	...	...	...	...	...	...	...	...	...	
November	12,334	801	65.1	11	...	...	...	...	...	...	...	...	...	...	...	...	...	...	...	...	...	...	...	...	...	
December	13,475	763	56.6	19	...	...	...	...	...	...	...	...	...	...	...	...	...	...	...	...	...	...	...	...	...	
For the year	11,587	642	55.4	133	11.48	99	112	155	112	26	87	112	78	153	35	135	112	133	112	133	112	133	112	133	112	
Died per 1,000 of the Average Strength.																										
NUMBER OF ADMISSIONS INTO HOSPITAL IN EACH MONTH.																										
CAUSES OF ADMISSIONS.	Jan.	Feb.	March.	April.	May.	June.	July.	Aug.	Sept.	Oct.	Nov.	Dec.	Total Admitted during the Year.	Admitted per 1,000 of Strength.	Died out of each hundred cases treated.											
Cholera	...	...	...	...	...	...	...	...	1	...	...	...	1	1	...											
Smallpox	...	...	...	...	...	...	...	...	...	...	...	...	...	...	...											
Enteric Fever	...	...	...	...	...	...	...	...	...	...	...	...	...	...	...											
Fever, Intermittent	436	267	28	162	222	307	390	377	612	871	867	563	5,259	453.1	44.83											
" Remittent	6	3	4	6	9	20	35	13	30	17	7	6	145	1.2	...											
" Continued	51	51	75	151	561	483	479	409	418	275	380	234	3,597	30.8	37											
Apoplexy	1	1	2	3	6	5	18	3	...	...	...	...	39	3.4	33.33											
Delirium Tremens	1	1	1	1	1	2	2	2	...	...	...	...	29	1.7	15.00											
Dysentery	12	13	11	18	21	16	15	22	23	19	10	12	192	16.6	5.21											
Diarrhoea	27	25	34	57	49	42	61	66	55	24	29	26	495	42.7	...											
Hepatitis	45	42	39	24	38	39	47	37	47	34	40	56	488	42.1	2.06											
Spleen Disease	5	19	9	3	6	5	6	10	2	8	19	30	122	10.5	...											
Respiratory Diseases	152	138	151	75	72	84	74	44	67	68	116	235	1,275	110.9	71											
Phthisis Pulmonalis	7	4	6	6	2	3	6	8	5	9	10	12	78	6.8	5.13											
Scurvy	1	...	...	...	1	...	...	...	...	...	...	...	3	3	...											
Rheumatism	102	90	99	65	38	58	78	67	82	77	63	111	939	81.0	...											
Veneral Diseases	193	149	168	94	95	82	116	79	105	87	98	206	1,472	127.0	...											
Eye Diseases	15	17	29	26	20	22	26	13	25	12	12	11	228	19.7	...											
Abscess and Ulcer	76	69	92	62	56	75	128	80	83	37	67	94	925	79.8	...											
Wounds and Accidents	115	115	110	85	89	66	75	47	89	74	83	151	1,069	91.9	...											
All other Causes	127	130	100	157	150	181	236	185	181	154	187	215	2,093	180.6	...											
For the year	1,371	1,144	1,248	1,026	1,439	1,498	1,747	1,473	1,829	1,773	1,947	1,965	18,509	159.6	...											
Admitted per 1,000 of the Average Strength in each Month.																										
For the year	98.6	86.7	99.9	90.5	139.1	145.6	170.2	144.3	179.6	172.9	169.8	145.8	159.6	...	...											



# EUROPEAN TROOPS, 1874.

## XI.

TABLE showing the SICKNESS and MORTALITY among the EUROPEAN TROOPS occupying the HILL STATIONS of the BENGAL PRESIDENCY during the Year 1874, and the prevalence of the principal Diseases in each Month of the Year.

MONTHS.	Average Strength.	Average Number Daily Sick.	Number Daily Sick per 1,000 of Strength.	Number of Deaths.	Died per 1,000 of Strength.	CAUSES OF DEATHS IN HOSPITAL.																Died out of Hospital.																																																																																																																																																																																																																																																																																																																																																																																																																																																																																																																																																																																																																																																																																																																																																																																																																																																																																																																																															
						Cholera.	Smallpox.	Enteric Fever.	Fever, Intermittent.	Fever, Remittent.	Fever, Continued.	Apoplexy.	Delirium Tremens.	Dysentery.	Diarrhoea.	Hepatitis.	Spleen Disease.	Respiratory Diseases.	Heart Diseases.	Phthisis Pulmonalis.	Dropsy.		Scurvy.	Atrophy and Anæmia.	Wounds and Accidents.	All other Causes.																																																																																																																																																																																																																																																																																																																																																																																																																																																																																																																																																																																																																																																																																																																																																																																																																																																																																																																																											
January	3,284	132	40.2	5	...	...	...	...	...	...	...	...	...	...	...	...	...	...	...	...	...	...	...	...	...	...	...	...	...	...	...	...	...	...	...	...	...	...	...	...	...	...	...	...	...	...	...	...	...	...	...	...	...	...	...	...	...	...	...	...	...	...	...	...	...	...	...	...	...	...	...	...	...	...	...	...	...	...	...	...	...	...	...	...	...	...	...	...	...	...	...	...	...	...	...	...	...	...	...	...	...	...	...	...	...	...	...	...	...	...	...	...	...	...	...	...	...	...	...	...	...	...	...	...	...	...	...	...	...	...	...	...	...	...	...	...	...	...	...	...	...	...	...	...	...	...	...	...	...	...	...	...	...	...	...	...	...	...	...	...	...	...	...	...	...	...	...	...	...	...	...	...	...	...	...	...	...	...	...	...	...	...	...	...	...	...	...	...	...	...	...	...	...	...	...	...	...	...	...	...	...	...	...	...	...	...	...	...	...	...	...	...	...	...	...	...	...	...	...	...	...	...	...	...	...	...	...	...	...	...	...	...	...	...	...	...	...	...	...	...	...	...	...	...	...	...	...	...	...	...	...	...	...	...	...	...	...	...	...	...	...	...	...	...	...	...	...	...	...	...	...	...	...	...	...	...	...	...	...	...	...	...	...	...	...	...	...	...	...	...	...	...	...	...	...	...	...	...	...	...	...	...	...	...	...	...	...	...	...	...	...	...	...	...	...	...	...	...	...	...	...	...	...	...	...	...	...	...	...	...	...	...	...	...	...	...	...	...	...	...	...	...	...	...	...	...	...	...	...	...	...	...	...	...	...	...	...	...	...	...	...	...	...	...	...	...	...	...	...	...	...	...	...	...	...	...	...	...	...	...	...	...	...	...	...	...	...	...	...	...	...	...	...	...	...	...	...	...	...	...	...	...	...	...	...	...	...	...	...	...	...	...	...	...	...	...	...	...	...	...	...	...	...	...	...	...	...	...	...	...	...	...	...	...	...	...	...	...	...	...	...	...	...	...	...	...	...	...	...	...	...	...	...	...	...	...	...	...	...	...	...	...	...	...	...	...	...	...	...	...	...	...	...	...	...	...	...	...	...	...	...	...	...	...	...	...	...	...	...	...	...	...	...	...	...	...	...	...	...	...	...	...	...	...	...	...	...	...	...	...	...	...	...	...	...	...	...	...	...	...	...	...	...	...	...	...	...	...	...	...	...	...	...	...	...	...	...	...	...	...	...	...	...	...	...	...	...	...	...	...	...	...	...	...	...	...	...	...	...	...	...	...	...	...	...	...	...	...	...	...	...	...	...	...	...	...	...	...	...	...	...	...	...	...	...	...	...	...	...	...	...	...	...	...	...	...	...	...	...	...	...	...	...	...	...	...	...	...	...	...	...	...	...	...	...	...	...	...	...	...	...	...	...	...	...	...	...	...	...	...	...	...	...	...	...	...	...	...	...	...	...	...	...	...	...	...	...	...	...	...	...	...	...	...	...	...	...	...	...	...	...	...	...	...	...	...	...	...	...	...	...	...	...	...	...	...	...	...	...	...	...	...	...	...	...	...	...	...	...	...	...	...	...	...	...	...	...	...	...	...	...	...	...	...	...	...	...	...	...	...	...	...	...	...	...	...	...	...	...	...	...	...	...	...	...	...	...	...	...	...	...	...	...	...	...	...	...	...	...	...	...	...	...	...	...	...	...	...	...	...	...	...	...	...	...	...	...	...	...	...	...	...	...	...	...	...	...	...	...	...	...	...	...	...	...	...	...	...	...	...	...	...	...	...	...	...	...	...	...	...	...	...	...	...	...	...	...	...	...	...	...	...	...	...	...	...	...	...	...	...	...	...	...	...	...	...	...	...	...	...	...	...	...	...	...	...	...	...	...	...	...	...	...	...	...	...	...	...	...	...	...	...	...	...	...	...	...	...	...	...	...	...	...	...	...	...	...	...	...	...	...	...	...	...	...	...	...	...	...	...	...	...	...	...	...	...	...	...	...	...	...	...	...	...	...	...	...	...	...	...	...	...	...	...	...	...	...	...	...	...	...	...	...	...	...	...	...	...	...	...	...	...	...	...	...	...	...	...	...	...	...	...	...	...	...	...	...	...	...	...	...	...	...

# EUROPEAN TROOPS, 1874.

## XII.

TABLE showing the SICKNESS and MORTALITY among the EUROPEAN SOLDIERS occupying the HILL CONVALESCENT DEPOTS of the BENGAL PRESIDENCY during the HOT SEASON of 1874, and the prevalence of the principal Diseases in each Month of the Period.

MONTHS.	Average Strength.	Average Number Daily Sick.	Number Daily Sick per 1,000 of Strength.	Number of Deaths.	Died per 1,000 of Strength.	CAUSES OF DEATHS IN HOSPITAL.																		Died out of Hospital.		
						Cholera.	Smallpox.	Enteric Fever.	Fever, Intermittent.	Fever, Remittent.	Fever, Continued.	Apoplexy.	Delirium Tremens.	Dysentery.	Diarrhoea.	Hepatitis.	Spleen Disease.	Respiratory Diseases.	Heart Diseases.	Phtisis Pulmonalis.	Dropsy.	Scurvy.	Atrophy and Anæmia.		Wounds and Accidents.	All other Causes.
January	664	40	...	1	...	...	...	...	...	...	...	...	...	1	1	...	...	...	...	...	...	...	...	...	...	...
February	498	38	...	1	...	...	...	...	...	...	...	...	...	1	...	...	...	...	...	...	...	...	...	...	...	...
March	358	19	...	1	...	...	...	...	...	...	...	...	...	1	...	...	...	...	...	...	...	...	...	...	...	...
April	1,870	145	77.5	5	...	...	1	...	...	...	...	...	...	1	...	...	...	...	...	...	...	...	...	...	...	...
May	2,118	219	103.4	...	...	...	...	...	...	...	...	...	...	...	...	...	...	...	...	...	...	...	...	...	...	...
June	2,150	211	98.1	...	...	...	...	...	...	...	...	...	...	...	...	...	...	...	...	...	...	...	...	...	...	...
July	2,169	212	97.7	4	...	...	...	...	...	...	...	...	...	1	...	...	...	...	...	...	...	...	...	...	...	...
August	2,173	225	103.6	...	...	...	...	...	...	...	...	...	...	...	1	...	...	...	...	...	...	...	...	...	...	...
September	2,224	199	89.4	...	...	...	...	...	...	...	...	...	...	...	1	...	...	...	...	...	...	...	...	...	...	...
October	2,169	136	61.5	...	...	...	...	...	...	...	...	...	...	...	...	...	...	...	...	...	...	...	...	...	...	...
November	1,725	104	...	4	...	...	...	...	...	...	...	...	...	...	1	...	...	...	...	...	...	...	...	...	...	...
December	656	56	...	...	...	...	...	...	...	...	...	...	...	...	...	...	...	...	...	...	...	...	...	...	...	...
						...	1	1	...	1	...	1	...	5	1	1	4	2	1	...	...	...	...	5	1	...
Died per 1,000 of the Average Strength.																										
For the season	2,157*	200	89.0	25	11.59	...	46	46	46	46	...	46	...	233	46	46	136	93	46	...	...	...	233	46	...	...

CAUSES OF ADMISSIONS.	NUMBER OF ADMISSIONS INTO HOSPITAL IN EACH MONTH.												Total Admitted during the Year.	Admitted per 1,000 of Strength (7 months April to October).	Died out of each hundred cases treated.		
	Jan.	Feb.	March.	April.	May.	June.	July.	Aug.	Sept.	Oct.	Nov.	Dec.					
Cholera	...	...	...	...	...	...	...	...	...	...	...	...	...	5	...	23	20.00
Smallpox	...	...	...	4	1	...	...	...	...	...	...	...	...	3	...	14	33.33
Enteric Fever	...	...	...	1	1	...	...	...	...	1	...	...	...	...	...	...	...
Fever, Intermittent	...	1	2	...	71	147	135	134	118	89	47	25	8	777	...	343.5	...
" Remittent	...	...	...	...	...	...	...	...	...	...	...	...	...	3	...	16.7	2.63
" Continued	...	1	...	...	18	8	5	1	1	...	...	1	...	35	...	...	...
Apoplexy	...	...	...	...	1	...	1	1	1	...	...	...	...	4	...	19	25.00
Delirium Tremens	...	...	...	...	...	...	...	...	...	...	...	...	...	1	...	5	...
Dysentery	...	2	...	...	12	8	2	5	4	3	2	4	1	43	...	16.7	2.33
Diarrhoea	...	2	...	...	13	11	14	15	9	14	4	4	2	89	...	37.1	...
Hepatitis	...	2	3	2	8	10	15	20	22	23	5	5	1	116	...	47.8	4.31
Spleen Disease	...	1	...	...	1	7	4	3	1	4	...	...	...	23	...	9.3	4.35
Respiratory Diseases	...	9	7	4	47	33	26	27	18	25	11	19	7	232	...	86.7	4.3
Phtisis Pulmonalis	...	1	...	...	4	1	2	5	7	12	...	2	2	36	...	11.4	5.36
Scurvy	...	...	...	...	1	...	...	...	...	...	...	...	...	2	...	7.9	...
Rheumatism	...	2	1	2	18	22	28	34	19	30	13	11	5	185	...	76.0	...
Vascular Diseases	...	14	5	8	80	59	28	41	37	48	25	20	14	370	...	143.2	...
Eye Diseases	...	1	1	...	2	1	4	...	1	3	...	1	...	11	...	5.1	...
Abscess and Ulcer	...	5	4	1	29	17	13	13	16	16	7	9	5	135	...	41.5	...
Wounds and Accidents	...	5	3	1	24	20	7	23	17	15	11	12	12	159	...	51.2	...
All other Causes	...	8	10	5	49	59	82	73	92	87	28	28	20	569	...	230.9	73
	54	37	22	384	396	338	396	363	370	152	141	79		2,732			
Admitted per 1,000 of the Average Strength in each Month.																	
...	...	...	...	205.3	186.9	157.2	182.6	167.0	169.4	72.1	...	...		1112.2			

\* The average strength for the season of full occupation—May to October.



## XIII.

MONTHS.						CAUSES OF DEATHS IN HOSPITAL.																					
	Average Strength.	Average Number Daily Sick.	Number Daily Sick per 1,000 of Strength.	Number of Deaths.	Died per 1,000 of Strength.	Cholera.	Smallpox.	Enteric Fever.	Fever, Intermittent.	Fever, Remittent.	Fever, Continued.	Apoplexy.	Delirium Tremens.	Dysentery.	Diarrhoea.	Hepatitis.	Spleen Disease.	Respiratory Diseases.	Heart Diseases.	Phtisis Pulmonalis.	Dropsy.	Scurvy.	Atrophy and Anæmia.	Wounds and Accidents.	All other Causes.	Died out of Hospital.	
January	5,712	302	5.26	6	...	...	...	1	...	...	...	...	...	1	...	1	...	1	...	1	...	...	...	...	...	1	1
February	5,683	244	4.29	...	...	...	...	...	...	...	...	...	...	...	...	...	...	1	...	...	...	...	...	...	...	42	42
March	5,629	257	4.56	...	...	...	...	...	...	...	...	...	...	1	...	...	...	1	42	...	...	...	...	...	1	...	...
April	5,484	238	4.34	...	...	...	...	...	...	...	1	...	...	...	...	...	...	...	1	...	...	...	...	...	1	3	1
May	5,402	236	4.37	...	...	...	...	...	...	...	...	...	...	...	...	...	...	...	...	1	...	...	...	...	...	1	...
June	5,411	238	4.37	...	...	...	...	...	...	...	...	...	6	...	...	...	...	...	...	1	...	...	...	...	...	...	...
July	5,549	298	5.37	...	...	...	...	...	...	...	...	...	...	...	...	...	...	1	...	...	...	...	...	...	...	...	...
August	5,506	306	5.56	...	...	...	...	...	1	...	...	...	1	...	...	...	...	...	...	...	...	...	...	...	1	...	...
September	5,515	323	5.86	10	...	...	...	...	...	...	...	...	...	1	...	2	...	...	...	...	...	...	...	...	...	2	...
October	5,477	383	7.00	9	...	...	...	...	...	...	...	...	...	1	...	...	...	...	...	...	...	...	1	...	1	1	...
November	5,117	296	5.78	...	...	...	...	...	...	...	...	...	...	...	...	...	...	...	...	...	...	...	...	...	...	...	...
December	4,978	208	4.19	5	...	...	...	...	...	...	...	...	...	...	...	1	...	...	...	...	...	...	...	...	...	...	...
						...	...	13	...	3	1	8	...	4	...	6	...	4	4	2	...	1	...	1	5	12	
						Died per 1,000 of the Average Strength.																					
For the year	5,464	287	5.25	64	11.71	...	...	2.38	...	7.3	1.96	...	7.3	...	1.30	...	7.3	7.3	3.7	...	7.8	...	7.8	...	9.2	2.29	

CAUSES OF ADMISSIONS.	NUMBER OF ADMISSIONS INTO HOSPITAL IN EACH MONTH.												Total Admitted during the Year.	Admitted per 1,000 of Strength.	Died out of each hundred cases treated.		
	Jan.	Feb.	March.	April.	May.	June.	July.	Aug.	Sept.	Oct.	Nov.	Dec.					
Cholera	...	...	...	...	...	...	...	...	...	...	...	...	...	2	...	4	...
Smallpox	1	...	...	...	1	...	...	...	...	...	...	...	...	25	...	46	5200
Enteric Fever	1	...	5	1	1	1	1	6	5	2	2	...	...	25	...	46	...
Fever, Intermittent	131	76	105	69	74	108	195	181	343	309	252	...	...	179	2,047	3746	...
" Remittent	3	3	6	3	7	10	16	14	29	51	3	...	...	6	151	...	...
" Continued	1	6	8	16	17	29	24	33	58	41	1						

# EUROPEAN TROOPS, 1874.

## XIV.

TABLE showing the SICKNESS and MORTALITY among the EUROPEAN TROOPS serving in the DECCAN and in NAGPORE during the Year 1874, and the prevalence of the principal Diseases in each Month of the Year.

(The Garrison of Bombay, drawn chiefly from regiments serving in the Deccan, is included in this Statement.)

MONTHS.	Average Strength.	Average Number Daily Sick.	Number Daily Sick per 1,000 of Strength.	Number of Deaths.	Dead per 1,000 of Strength.	CAUSES OF DEATHS IN HOSPITAL.																	Died out of Hospital.			
						Cholera.	Smallpox.	Enteric Fever.	Fever, Intermittent.	Fever, Remittent.	Fever, Continued.	Apoplexy.	Delirium Tremens.	Dysentery.	Diarrhoea.	Hepatitis.	Spleen Disease.	Respiratory Diseases.	Heart Diseases.	Phthisis Pulmonalis.	Dropsy.	Scurvy.		Atrophy and Anæmia.	Wounds and Accidents.	All other Causes.
						2	...	4	1	2	1	5	...	4	...	23	...	1	10	5	...	...		...	...	9
Died per 1,000 of the Average Strength.																										
For the year	8,022	407	50.7	71	8.85	25	...	50	50	62	...	59	...	286	...	12	125	62	...	...	...	...	113	50		

CAUSES OF ADMISSIONS.	NUMBER OF ADMISSIONS INTO HOSPITAL IN EACH MONTH.												Total Admitted during the Year.	Admitted per 1,000 of Strength.	Died out of each hundred cases treated.
	Jan.	Feb.	March.	April.	May.	June.	July.	Aug.	Sept.	Oct.	Nov.	Dec.			
Cholera	...	...	...	...	1	...	2	...	...	...	...	...	3	4	66.67
Smallpox	...	...	...	1	...	1	...	...	...	...	...	...	2	3	...
Enteric Fever	...	...	...	...	...	...	...	8	4	...	...	2	14	17	28.57
Fever, Intermittent	135	121	198	68	54	96	148	138	296	218	136	141	1,749	218.0	...
" Remittent	6	6	49	36	6	1	13	14	27	29	18	7	206	25.9	...
" Continued	69	58	133	89	66	47	64	44	49	65	64	36	772	95.9	...
Apoplexy	...	1	2	2	1	...	...	1	...	...	...	...	7	9	71.43
Delirium Tremens	3	2	3	1	2	6	5	4	5	3	2	...	36	4.5	...
Dysentery	23	17	15	13	10	19	36	39	45	23	29	43	312	38.9	1.25
Diarrhoea	36	18	18	18	27	45	102	55	31	30	25	43	416	51.9	...
Hepatitis	34	41	27	27	29	26	37	24	42	37	40	41	404	50.4	5.69
Spleen Disease	...	4	1	...	2	...	...	2	2	2	...	1	14	1.7	...
Respiratory Diseases	170	84	72	24	20	26	41	36	45	24	41	52	547	73.2	...
Phthisis Pulmonalis	2	6	3	3	3	3	5	2	7	9	2	9	54	6.7	9.06
Scurvy	...	...	...	...	...	...	...	...	...	1	...	...	1	1	...
Rheumatism	34	62	51	39	21	39	31	56	42	33	30	42	451	56.2	...
Venereal Diseases	189	195	208	119	107	100	161	120	149	139	119	156	1,732	215.9	...
Eye Diseases	11	6	17	11	7	2	17	12	10	8	8	3	119	14.8	...
Abscess and Ulcer	89	76	87	55	66	66	67	52	72	83	47	67	793	98.8	...
Wounds and Accidents	88	68	86	51	58	64	77	48	64	63	70	77	813	101.4	...
All other Causes	134	136	118	103	135	113	176	120	155	135	114	120	1,565	195.1	...
	964	901	1,079	651	615	662	984	735	1,035	872	742	810	10,050		
Admitted per 1,000 of the Average Strength in each Month.															
	114.1	108.6	130.0	80.5	77.1	81.1	120.5	89.9	126.4	107.3	107.9	113.4	125.8		



# EUROPEAN TROOPS, 1874.

## XV.

TABLE showing the SICKNESS and MORTALITY among the EUROPEAN TROOPS serving in SOUTHERN INDIA during the Year 1874, and the prevalence of the principal Diseases in each Month of the Year.

MONTHS.	Average Strength.	Average Number Daily Sick.	Number Daily Sick per 1,000 of Strength.	Number of Deaths.	Died per 1,000 of Strength.	CAUSES OF DEATHS IN HOSPITAL.																	Died out of Hospital.			
						Cholera.	Smallpox.	Enteric Fever.	Fever, Intermittent.	Fever, Remittent.	Fever, Continued.	Apoplexy.	Delirium Tremens.	Dysentery.	Diarrhoea.	Hepatitis.	Spleen Disease.	Respiratory Diseases.	Heart Diseases.	Phthisis Pulmonalis.	Dropsy.	Scurvy.		Atrophy and Anæmia.	Wounds and Accidents.	All other Causes.
January	3,976	210	53.5	4	...	...	...	...	...	...	1	...	...	...	...	...	...	...	...	...	...	...	...	...	1	1
February	4,678	247	52.8	3	...	...	...	...	...	...	...	...	...	...	...	...	...	...	...	...	...	...	...	...	...	1
March	4,926	236	47.9	3	...	...	...	...	...	...	...	...	...	...	...	...	...	...	...	...	...	...	...	...	...	1
April	4,909	273	55.5	5	...	...	...	...	...	...	...	...	...	...	...	...	...	...	...	...	...	...	...	...	...	1
May	4,797	200	54.2	3	...	...	...	...	...	...	...	...	...	...	...	...	...	...	...	...	...	...	...	...	...	1
June	4,848	209	53.6	5	...	...	...	...	...	...	...	...	...	...	...	...	...	...	...	...	...	...	...	...	...	1
July	4,831	293	60.7	5	...	...	...	...	...	...	...	...	...	...	...	...	...	...	...	...	...	...	...	...	...	1
August	4,827	327	67.7	6	...	...	...	...	...	...	...	...	...	...	...	...	...	...	...	...	...	...	...	...	...	1
September	4,778	332	69.5	5	...	...	...	...	...	...	...	...	...	...	...	...	...	...	...	...	...	...	...	...	...	1
October	4,795	303	76.7	8	...	...	...	...	...	...	...	...	...	...	...	...	...	...	...	...	...	...	...	...	...	1
November	4,736	381	80.5	4	...	...	...	...	...	...	...	...	...	...	...	...	...	...	...	...	...	...	...	...	...	1
December	4,910	309	75.1	9	...	...	...	...	...	...	...	...	...	...	...	...	...	...	...	...	...	...	...	...	...	3
						...	1	6	...	...	1	4	1	9	...	14	...	1	7	4	...	...	...	...	7	10
Died per 1,000 of the Average Strength.																										
For the year	4,748	296	62.3	65	13.69	...	21	1.27	21	...	84	21	1.90	...	2.95	...	21	1.47	84	...	...	...	...	...	1.47	2.11

CAUSES OF ADMISSIONS.	NUMBER OF ADMISSIONS INTO HOSPITAL IN EACH MONTH.												Total Admitted during the Year.	Admitted per 1,000 of Strength.	Died out of each hundred cases treated.		
	Jan.	Feb.	March.	April.	May.	June.	July.	Aug.	Sept.	Oct.	Nov.	Dec.					
Cholera	...	...	...	1	2	...	...	...	...	...	...	...	...	4	...	9	25.00
Smallpox	...	...	...	4	4	...	...	...	...	...	...	...	...	22	...	4.6	27.27
Enteric Fever	...	3	4	1	2	...	...	...	3	1	4	...	...	110	...	23.2	...
Fever, Intermittent	7	1	20	10	1	8	10	6	11	5	14	17	...	7	...	...	...
" Remittent	2	1	...	1	1	...	...	1	1	...	...	...	...	7	...	...	...
" Continued	12	27	79	117	37	48	95	53	64	47	79	78	...	729	...	155.0	74
Apoplexy	...	...	...	2	2	1	2	...	2	...	...	...	...	10	...	2.1	40.00
Delirium Tremens	3	...	...	1	1	...	...	...	1	1	...	...	...	12	...	2.5	8.33
Dysentery	29	29	32	26	21	31	40	27	39	32	22	20	...	368	...	73.3	2.39
Diarrhoea	6	8	22	11	7	18	29	11	13	11	14	9	...	158	...	33.3	...
Hepatitis	31	33	36	29	17	22	38	46	37	35	30	36	...	371	...	78.1	3.77
Spleen Disease	...	...	...	1	1	...	...	...	3	3	...	1	...	19	...	4.0	...
Respiratory Diseases	10	12	19	13	18	16	26	13	34	31	31	20	...	241	...	51.2	41
Phthisis Pulmonalis	4	4	4	2	1	5	3	4	8	5	6	4	...	50	...	10.5	8.00
Scurvy	...	...	...	...	...	...	...	...	1	...	...	...	...	1	...	...	...
Rheumatism	15	18	18	18	11	17	20	22	23	27	29	22	...	231	...	48.6	...
Veneral Diseases	56	79	78	84	74	72	90	36	104	83	88	121	...	1,025	...	215.9	...
Eye Diseases	2	1	8	8	10	3	4	10	10	5	6	5	...	74	...	15.6	...
Abscess and Ulcer	23	47	61	52	61	57	58	51	53	52	41	43	...	601	...	126.6	43
Wounds and Accidents	27	31	51	24	41	42	48	31	51	49	37	75	...	506	...	106.6	...
All other Causes	57	67	71	77	102	71	97	81	99	198	78	93	...	1,001	...	210.8	...
	283	361	496	473	498	412	572	456	549	494	472	544	...	5,522	...	...	...
Admitted per 1,000 of the Average Strength in each Month.																	
	72.1	77.6	100.7	99.1	85.1	84.9	118.4	96.4	114.9	103.0	99.7	110.8	...	1163.9	...	...	...



# EUROPEAN TROOPS, 1874.

## XVI.

TABLE showing the SICKNESS and MORTALITY among the EUROPEAN TROOPS serving in BURMAH and PEGU during the Year 1874, and the prevalence of the principal Diseases in each Month of the Year.

MONTHS.	Average Strength.	Average Number Daily Sick.	Number Daily Sick per 1,000 of Strength.	Number of Deaths.	Died per 1,000 of Strength.	CAUSES OF DEATHS IN HOSPITAL.																	Died out of Hospital.																																																																																																																																																																																																																																																																																																																																																																																																																																																																																																																																																																																																																																																																																																																																																																																																																																																																																																																																													
						Cholera.	Smallpox.	Enteric Fever.	Fever, Intermittent.	Fever, Remittent.	Fever, Continued.	Apoplexy.	Delirium Tremens.	Dysentery.	Diarrhoea.	Hepatitis.	Spleen Disease.	Respiratory Diseases.	Heart Diseases.	Phthisis Pulmonalis.	Dropsy.	Scurvy.		Atrophy and Anæmia.	Wounds and Accidents.	All other Causes.																																																																																																																																																																																																																																																																																																																																																																																																																																																																																																																																																																																																																																																																																																																																																																																																																																																																																																																																										
January	1,988	64	32.2	12	...	...	...	...	...	...	...	...	...	...	...	...	...	...	...	...	...	...	...	...	...	...	...	...	...	...	...	...	...	...	...	...	...	...	...	...	...	...	...	...	...	...	...	...	...	...	...	...	...	...	...	...	...	...	...	...	...	...	...	...	...	...	...	...	...	...	...	...	...	...	...	...	...	...	...	...	...	...	...	...	...	...	...	...	...	...	...	...	...	...	...	...	...	...	...	...	...	...	...	...	...	...	...	...	...	...	...	...	...	...	...	...	...	...	...	...	...	...	...	...	...	...	...	...	...	...	...	...	...	...	...	...	...	...	...	...	...	...	...	...	...	...	...	...	...	...	...	...	...	...	...	...	...	...	...	...	...	...	...	...	...	...	...	...	...	...	...	...	...	...	...	...	...	...	...	...	...	...	...	...	...	...	...	...	...	...	...	...	...	...	...	...	...	...	...	...	...	...	...	...	...	...	...	...	...	...	...	...	...	...	...	...	...	...	...	...	...	...	...	...	...	...	...	...	...	...	...	...	...	...	...	...	...	...	...	...	...	...	...	...	...	...	...	...	...	...	...	...	...	...	...	...	...	...	...	...	...	...	...	...	...	...	...	...	...	...	...	...	...	...	...	...	...	...	...	...	...	...	...	...	...	...	...	...	...	...	...	...	...	...	...	...	...	...	...	...	...	...	...	...	...	...	...	...	...	...	...	...	...	...	...	...	...	...	...	...	...	...	...	...	...	...	...	...	...	...	...	...	...	...	...	...	...	...	...	...	...	...	...	...	...	...	...	...	...	...	...	...	...	...	...	...	...	...	...	...	...	...	...	...	...	...	...	...	...	...	...	...	...	...	...	...	...	...	...	...	...	...	...	...	...	...	...	...	...	...	...	...	...	...	...	...	...	...	...	...	...	...	...	...	...	...	...	...	...	...	...	...	...	...	...	...	...	...	...	...	...	...	...	...	...	...	...	...	...	...	...	...	...	...	...	...	...	...	...	...	...	...	...	...	...	...	...	...	...	...	...	...	...	...	...	...	...	...	...	...	...	...	...	...	...	...	...	...	...	...	...	...	...	...	...	...	...	...	...	...	...	...	...	...	...	...	...	...	...	...	...	...	...	...	...	...	...	...	...	...	...	...	...	...	...	...	...	...	...	...	...	...	...	...	...	...	...	...	...	...	...	...	...	...	...	...	...	...	...	...	...	...	...	...	...	...	...	...	...	...	...	...	...	...	...	...	...	...	...	...	...	...	...	...	...	...	...	...	...	...	...	...	...	...	...	...	...	...	...	...	...	...	...	...	...	...	...	...	...	...	...	...	...	...	...	...	...	...	...	...	...	...	...	...	...	...	...	...	...	...	...	...	...	...	...	...	...	...	...	...	...	...	...	...	...	...	...	...	...	...	...	...	...	...	...	...	...	...	...	...	...	...	...	...	...	...	...	...	...	...	...	...	...	...	...	...	...	...	...	...	...	...	...	...	...	...	...	...	...	...	...	...	...	...	...	...	...	...	...	...	...	...	...	...	...	...	...	...	...	...	...	...	...	...	...	...	...	...	...	...	...	...	...	...	...	...	...	...	...	...	...	...	...	...	...	...	...	...	...	...	...	...	...	...	...	...	...	...	...	...	...	...	...	...	...	...	...	...	...	...	...	...	...	...	...	...	...	...	...	...	...	...	...	...	...	...	...	...	...	...	...	...	...	...	...	...	...	...	...	...	...	...	...	...	...	...	...	...	...	...	...	...	...	...	...	...	...	...	...	...	...	...	...	...	...	...	...	...	...	...	...	...	...	...	...	...	...	...	...	...	...	...	...	...	...	...	...	...	...	...	...	...	...	...	...	...	...	...	...	...	...	...	...	...	...	...	...	...	...	...	...	...	...	...	...	...	...	...	...	...	...	...	...	...	...	...	...	...	...	...	...	...	...	...	...	...	...	...	...	...	...	...	...	...	...	...	...	...	...	...	...	...	...	...	...	...	...	...	...	...	...	...	...	...	...	...	...	...	...	...	...	...	...	...	...	...	...	...	...	...	...	...	...	...	...	...	...	...	...	...	...	...	...	...	...	...	...	...	...	...	...	...	...	...	...	...	...	...	...	...	...	...

\* Besides these 19 deaths, 10 deaths occurred in Depot Hospitals among men invalided from Burmah. The ratio for 29 deaths is 13.72 per 1,000.



# EUROPEAN TROOPS 1874.

## XVII.

TABLE showing the SICKNESS and MORTALITY among the EUROPEAN SOLDIERS occupying the HILL STATIONS and HILL CONVALESCENT DEPOTS of the MADRAS and BOMBAY PRESIDENCIES during the Year 1874, and the prevalence of the principal Diseases in each Month of the Year.

(The Statistics of Wellington, Ramandroog, Pachmarhi, Poorandhar, Taraghar and Mount Abo are aggregated in this Statement.)

MONTHS.	Average Strength.	Average Number Daily Sick.	Number Daily Sick per 1,000 of Strength.	Number of Deaths.	Died per 1,000 of Strength.	CAUSES OF DEATHS IN HOSPITAL.															Died out of Hospital.						
						Cholera.	Smallpox.	Enteric Fever.	Fever, Intermittent.	Fever, Remittent.	Fever, Continued.	Apoplexy.	Delirium Tremens.	Dysentery.	Diarrhoea.	Hepatitis.	Spleen Disease.	Respiratory Diseases.	Heart Diseases.	Phthisis Pulmonalis.		Dropsy.	Scurvy.	Atrophy and Anæmia.	Wounds and Accidents.	All other Causes.	
January	359	16	44.6	...	...	...	...	...	...	...	...	...	...	...	...	...	...	...	...	...	...	...	...	...	...	...	
February	313	14	44.7	...	...	...	...	...	...	...	...	...	...	...	...	...	...	...	...	...	...	...	...	...	...	...	
March	616	32	51.9	1	...	...	...	...	...	...	...	...	...	...	...	...	...	...	...	...	...	...	...	...	...	...	
April	1,140	83	72.8	1	...	...	...	...	...	...	...	...	...	...	...	...	...	...	...	...	...	...	...	...	...	...	
May	1,310	97	74.0	...	...	...	...	...	...	...	...	...	...	...	...	...	...	...	...	...	...	...	...	...	...	...	
June	1,146	107	93.4	1	...	...	...	...	...	...	...	...	...	...	...	...	...	...	...	...	...	...	...	...	...	...	
July	1,008	93	92.3	2	...	...	...	...	...	...	...	...	...	...	...	...	...	...	...	...	...	...	...	...	...	...	
August	1,010	86	85.1	1	...	...	...	...	...	...	...	...	...	...	...	...	...	...	...	...	...	...	...	...	...	...	
September	1,012	90	88.9	...	...	...	...	...	...	...	...	...	...	...	...	...	...	...	...	...	...	...	...	...	...	...	
October	1,071	94	87.8	1	...	...	...	...	...	...	...	...	...	...	...	...	...	...	...	...	...	...	...	...	...	...	
November	973	73	75.1	2	...	...	...	...	...	...	...	...	...	...	...	...	...	...	...	...	...	...	...	...	...	...	
December	509	60	100.2	1	...	...	...	...	...	...	...	...	...	...	...	...	...	...	...	...	...	...	...	...	...	...	
								1	...	...	...	...	1	...	1	...	2	1	...	...	...	...	...	...	3	1	
Died per 1,000 of the Average Strength.																											
For the year	880	70	79.5	10	11.37	...	...	1.14	...	...	...	...	1.14	...	1.14	...	2.27	1.14	...	...	...	...	...	...	3.40	1.14	

CAUSES OF ADMISSIONS.	NUMBER OF ADMISSIONS INTO HOSPITAL IN EACH MONTH.												Total Admitted during the Year.	Admitted per 1,000 of Strength.	Died out of each hundred cases treated.		
	Jan.	Feb.	March.	April.	May.	June.	July.	Aug.	Sept.	Oct.	Nov.	Dec.					
Cholera	...	...	...	1	...	...	...	...	...	...	...	...	...	1	...	...	
Smallpox	...	...	...	...	...	...	1	...	...	...	...	...	...	1	...	1.1	
Enteric Fever	...	...	...	...	...	...	...	...	...	...	...	...	...	1	...	1.1	
Fever, Intermittent	3	5	20	19	15	31	28	35	19	36	28	14	253	287.5	...	...	
" Remittent	...	...	...	...	...	...	1	...	...	...	...	...	3	...	...	...	
" Continued	1	2	1	4	7	5	7	4	12	9	6	1	59	70.5	...	...	
Apoplexy	...	...	...	1	1	...	1	...	...	...	...	...	3	3.4	...	...	
Delirium Tremens	...	...	...	...	...	...	...	...	...	1	...	...	1	1.1	...	...	
Dysentery	1	1	4	7	3	3	4	3	2	...	1	...	29	33.0	3.45	...	
Diarrhoea	...	1	3	7	7	2	7	2	1	2	1	...	33	37.5	...	...	
Hepatitis	...	2	2	3	1	3	4	1	3	3	1	...	23	26.1	4.35	...	
Spleen Disease	...	...	1	2	2	...	1	...	1	...	...	...	7	8.0	...	...	
Respiratory Diseases	5	2	3	12	9	10	8	11	5	6	10	2	85	94.3	2.41	...	
Phthisis Pulmonalis	...	...	...	2	4	2	2	3	3	1	1	...	18	20.5	...	...	
Scurvy	...	...	...	...	...	...	1	...	...	...	...	...	1	1.1	...	...	
Rheumatism	3	2	7	8	9	5	14	5	10	6	4	5	78	88.0	...	...	
Veneral Diseases	3	1	26	9	17	11	21	9	18	14	3	12	144	163.6	...	...	
Eye Diseases	...	...	...	2	2	2	10	2	5	4	3	2	3	33	37.5	...	...
Abscess and Ulcer	2	1	14	12	13	13	10	2	11	7	5	12	102	115.9	55	...	
Wounds and Accidents	...	1	5	6	9	4	12	14	11	7	6	6	81	92.1	...	...	
All other Causes	8	2	16	26	45	24	34	26	35	25	38	14	294	314.1	...	...	
	26	29	102	121	144	124	157	120	136	121	106	70	1,247				
Admitted per 1,000 of the Average Strength in each Month.																	
	72.4	63.9	165.6	106.1	169.9	108.2	155.8	118.9	134.4	115.0	109.1	116.9	140.70				



# EUROPEAN TROOPS, 1874.

## XVIII.

COMPARATIVE STATEMENT of the RATIOS of SICKNESS and MORTALITY among the EUROPEAN TROOPS serving in the various PROVINCES of the BENGAL PRESIDENCY during the Year 1874.

	RATIO PER 1,000 OF STRENGTH.						
	Bengal Proper.	Gangetic Provinces.	Bohileund and Meerut.	Agra and Central India.	Punjab.	Hill Stations.	ARMY OF BENGAL.
I.—AVERAGE DAILY SICK-RATE OF EACH MONTH.							
January	36.4	57.6	51.8	48.5	49.2	49.2	49.1
February	36.5	53.4	55.6	55.7	48.1	38.8	50.6
March	34.4	59.4	46.1	48.2	45.8	36.5	47.6
April	47.3	71.8	44.1	56.4	41.7	43.7	53.5
May	48.9	75.3	53.7	50.9	51.1	49.9	58.1
June	57.5	70.1	60.8	46.4	58.5	46.1	60.6
July	63.8	78.6	60.2	47.8	61.0	50.2	64.4
August	67.8	90.5	77.4	60.0	63.1	49.4	71.4
September	65.7	85.8	79.7	65.9	61.8	44.6	69.2
October	61.1	75.2	72.8	68.8	68.1	49.9	65.6
November	53.3	65.6	72.7	67.4	68.1	41.4	60.1
December	47.0	64.3	60.9	58.5	56.6	38.2	54.4
AVERAGE OF THE YEAR	52.3	71.2	61.3	56.1	55.4	43.5	58.7
II.—COMPOSITION OF THE ADMISSION-RATE OF THE YEAR.							
Cholera	5	7	...	...	1	...	2
Smallpox	...	1.6	1.3	2.7	...	...	9
Enteric Fever	5.0	9.6	5.6	5.1	2.5	1.6	4.7
Intermittent Fever	49.3	166.3	726.4	527.3	453.1	154.1	358.7
Remittent and Continued Fevers	316.8	191.1	141.9	109.1	323.8	46.6	194.1
Apoplexy	2.0	2.6	3.6	2.7	3.1	2	2.6
Delirium Tremens	5.5	3.4	4.6	1.7	1.7	1.3	2.5
Dysentery	59.8	44.9	53.1	18.1	16.6	19.6	26.2
Diarrhoea	56.8	71.8	61.2	46.9	42.7	32.6	51.4
Hepatitis	25.4	48.2	57.5	55.7	42.1	32.1	45.2
Spleen Disease	5	3.8	4.1	4.6	10.5	4.0	6.4
Respiratory Diseases	44.9	85.9	69.7	97.1	119.9	160.9	94.6
Phthisis Pulmonalis	12.9	11.0	5.1	4.1	6.8	5.5	8.1
Scurvy	...	7	...	1.0	...	2	4
Rheumatism	44.9	51.0	53.4	58.1	81.9	89.0	67.5
Veneral Diseases	153.4	333.7	201.1	194.6	127.0	14.9	200.1
Eye Diseases	10.0	39.5	16.5	22.0	19.7	11.8	22.4
Abscess and Ulcer	92.2	167.3	84.9	87.0	78.8	62.3	84.7
Wounds and Accidents	79.7	88.7	93.8	86.7	94.9	104.4	91.9
All other Causes	175.3	216.3	174.4	151.4	180.6	124.4	181.2
ADMISSION-RATE OF THE YEAR	1134.0	1478.1	1739.2	1461.9	1596.6	911.8	1443.8
III.—COMPOSITION OF THE DEATH-RATE OF THE YEAR.							
Cholera	50	70	...	...	99	...	21
Smallpox	...	23	...	97	...	...	19
Enteric Fever	2.99	4.57	1.92	1.95	1.12	66	2.01
Intermittent and Continued Fevers	...	1.17	5.1	1.22	1.55	66	1.10
Apoplexy	1.99	1.96	1.78	4.9	1.12	...	97
Delirium Tremens	...	12	25	25	26	22	19
Dysentery	2.99	1.76	2.54	4.9	8.7	...	1.21
Diarrhoea	...	5.1	...	...	...	...	9.5
Hepatitis	1.50	2.58	4.07	1.70	1.12	66	1.93
Spleen Disease	...	...	...	...	...	...	9.3
Respiratory Diseases	...	12	5.1	4.9	7.8	90	5.4
Heart Diseases	1.99	1.17	7.6	97	1.55	1.33	1.37
Phthisis Pulmonalis	2.49	1.97	7.6	7.4	3.5	1.11	1.18
Injuries	...	23	...	25	...	...	9.8
All other Causes	3.49	1.87	1.92	1.47	1.55	2.66	1.93
Deaths from violence out of Hospital	1.99	2.69	1.92	97	1.12	1.33	1.63
DEATH-RATE OF THE YEAR	19.93	29.14	14.75	11.96	11.48	9.53	14.62
DIED OUT OF EACH HUNDRED CASES TREATED.							
IV.—MORTALITY RELATIVE TO THE NUMBER TREATED.							
Cholera	...	100.00	...	...	...	...	100.00
Enteric Fever	60.00	47.56	18.18	38.10	44.83	42.46	42.37
Remittent and Continued Fevers	...	61	36	98	37	1.64	50
Apoplexy	100.00	49.91	50.00	18.18	33.33	...	36.73
Delirium Tremens	...	3.45	5.56	14.29	15.00	16.67	7.61
Dysentery	5.00	3.92	10.99	2.70	5.21	...	4.61
Hepatitis	5.88	5.34	7.08	3.97	2.66	2.07	4.27
Respiratory Diseases	...	14	7.3	10	7.1	8.9	5.6
Phthisis Pulmonalis	29.83	17.92	15.00	17.65	5.13	20.00	14.62



# EUROPEAN TROOPS, 1874.

## XIX.

COMPARATIVE STATEMENT of the RATIOS of SICKNESS and MORTALITY among the EUROPEAN TROOPS serving in the various PROVINCES of the BOMBAY and MADRAS PRESIDENCIES during the Year 1874.

					RATIO PER 1,000 OF STRENGTH.						
					Rajpootana, Malwa, Scinde, and Aden.	Deccan and Nagpore.	Southern India.	Burmah and Pegu.	ARMY OF MADRAS.	ARMY OF BOMBAY.	ARMY OF INDIA.
<b>I.—AVERAGE DAILY SICK-RATE OF EACH MONTH.</b>											
January	...	...	...	...	52.6	54.7	53.5	32.2	54.1	52.1	50.5
February	...	...	...	...	50.0	54.5	52.8	35.3	54.5	47.7	50.8
March	...	...	...	...	45.6	47.8	47.9	35.1	44.7	49.3	47.5
April	...	...	...	...	43.4	44.3	55.5	38.1	50.2	46.5	51.6
May	...	...	...	...	43.7	38.9	51.2	35.3	49.0	43.5	53.8
June	...	...	...	...	43.7	42.8	53.6	36.6	51.4	47.5	50.5
July	...	...	...	...	57.7	53.3	60.7	43.7	57.7	57.9	61.9
August	...	...	...	...	58.8	52.4	67.7	47.0	60.7	59.9	67.3
September	...	...	...	...	58.6	53.8	69.5	47.5	64.3	59.2	66.4
October	...	...	...	...	57.0	55.2	76.7	44.2	66.9	65.2	67.8
November	...	...	...	...	57.8	58.9	80.5	41.2	68.4	67.0	61.2
December	...	...	...	...	53.9	52.8	75.1	40.1	66.3	54.1	56.6
AVERAGE OF THE YEAR	...	...	...	...	52.5	50.7	62.3	40.2	57.3	53.2	57.5
<b>II.—COMPOSITION OF THE ADMISSION-RATE OF THE YEAR.</b>											
Cholera	...	...	...	...	...	4	...	5	1	3	2
Smallpox	...	...	...	...	4	3	...	...	4	...	...
Enteric Fever	...	...	...	...	4.6	1.7	4.6	1.9	3.0	3.0	4.1
Intermittent Fever	...	...	...	...	37.6	218.9	23.2	25.5	68.7	33.6	28.2
Remittent and Continued Fevers	...	...	...	...	78.5	121.9	115.0	91.3	118.4	104.5	163.5
Apoplexy	...	...	...	...	3.7	...	2.1	...	1.5	...	2.4
Delirium Tremens	...	...	...	...	4.8	4.5	2.5	4.8	3.0	5.1	3.1
Dysentery	...	...	...	...	29.9	38.9	73.3	117.9	82.2	23.7	36.6
Diarrhoea	...	...	...	...	39.7	51.9	33.3	52.1	45.6	45.6	49.2
Hepatitis	...	...	...	...	51.3	59.4	78.1	93.2	82.5	48.0	53.0
Spleen Diseases	...	...	...	...	12.8	1.7	4.0	...	2.5	8.2	6.9
Respiratory Diseases	...	...	...	...	56.4	73.2	51.4	47.3	60.3	61.4	82.6
Phthisis Pulmonalis	...	...	...	...	6.4	6.7	10.5	4.3	10.7	6.8	8.3
Scurvy	...	...	...	...	6	1	2	...	2	4	4
Rheumatism	...	...	...	...	47.7	50.2	48.6	43.1	54.2	51.5	62.6
Veneral Diseases	...	...	...	...	132.2	215.9	215.9	107.9	188.9	170.8	192.7
Eye Diseases	...	...	...	...	25.8	14.8	15.6	3.3	13.8	21.7	20.6
Abscess and Ulcer	...	...	...	...	111.8	98.8	126.6	80.0	103.0	110.9	92.9
Wounds and Accidents	...	...	...	...	104.1	161.4	106.6	66.7	96.2	101.6	94.5
All other Causes	...	...	...	...	168.7	195.1	210.8	167.8	208.7	179.0	186.1
ADMISSION-RATE OF THE YEAR	...	...	...	...	1244.0	1522.8	1163.0	994.4	1143.9	1286.2	1337.7
<b>III.—COMPOSITION OF THE DEATH-RATE OF THE YEAR.</b>											
Cholera	...	...	...	...	...	25	...	47	39	19	18
Smallpox	...	...	...	...	...	...	21	...	...	...	14
Enteric Fever	...	...	...	...	2.38	50	1.27	...	1.04	1.33	1.70
Remittent and Continued Fevers	...	...	...	...	7.3	50	2.1	...	1.7	7.6	8.6
Apoplexy	...	...	...	...	1.46	62	8.4	...	7.0	1.14	9.5
Delirium Tremens	...	...	...	...	...	...	2.1	...	...	...	1.4
Dysentery	...	...	...	...	7.3	50	1.90	2.84	1.91	5.7	1.23
Diarrhoea	...	...	...	...	...	...	...	...	...	...	...
Hepatitis	...	...	...	...	1.10	2.88	2.95	1.89	3.30	1.71	2.16
Spleen Disease	...	...	...	...	...	...	...	...	...	...	...
Respiratory Diseases	...	...	...	...	7.3	12	2.1	...	4.4	5.7	5.2
Heart Diseases	...	...	...	...	7.3	1.25	1.47	4.7	1.04	1.04	1.25
Phthisis Pulmonalis	...	...	...	...	3.7	62	8.4	4.7	1.13	3.7	1.63
Injuries	...	...	...	...	1.8	...	...	...	...	1.0	...
All other Causes	...	...	...	...	1.10	1.13	1.47	...	1.48	1.34	1.72
Deaths from violence out of Hospital	...	...	...	...	2.29	50	2.11	...	1.48	1.62	1.39
DEATH-RATE OF THE YEAR	...	...	...	...	11.71	8.85	13.69	8.90*	12.96	10.64	13.58
<b>DIED OUT OF EACH HUNDRED CASES TREATED.</b>											
<b>IV.—MORTALITY RELATIVE TO THE NUMBER TREATED.</b>											
Cholera	...	...	...	...	...	66.67	...	...	...	66.67	91.67
Enteric Fever	...	...	...	...	52.00	28.57	27.27	50.00	35.30	47.75	41.56
Remittent and Continued Fevers	...	...	...	...	9.3	3.1	1.4	...	1.5	6.4	4.6
Apoplexy	...	...	...	...	40.00	71.43	40.00	...	47.06	42.86	39.16
Delirium Tremens	...	...	...	...	...	...	8.33	...	2.86	...	4.42
Dysentery	...	...	...	...	3.51	1.28	2.59	2.41	2.33	2.40	3.36
Hepatitis	...	...	...	...	1.99	5.09	3.77	2.63	4.09	3.56	4.08
Respiratory Diseases	...	...	...	...	1.30	1.7	4.1	...	7.2	8.8	6.3
Phthisis Pulmonalis	...	...	...	...	6.71	9.26	8.00	11.11	10.57	5.63	12.32

\* Including absent Deaths, 13.72 per 1,000.



# EUROPEAN TROOPS, 1874.

XX.

TABLE showing the GENERAL STATISTICS of SICKNESS and MORTALITY in the PRINCIPAL MILITARY STATIONS of the THREE PRESIDENCIES.

STATIONS.	Period of Observation.	Average Strength during the period of occupation.	DAILY SICK PER 1,000 OF THE AVERAGE STRENGTH IN EACH MONTH.												Average Daily Sick per 1,000 of Strength for the period of occupation.	Admission-rate per 1,000 of Strength for the period of occupation.	DIED PER 1,000 OF THE AVERAGE STRENGTH.		
																	A.	B.	C.
			Jan.	Feb.	Mar.	April.	May.	June.	July.	Aug.	Sept.	Oct.	Nov.	Dec.					
BENGAL PROVINCE.																			
Fort William	For the Year	954	3375	439	347	510	489	390	576	589	560	582	424	343	105	1153	374	1572	
Dum-Dum	"	619	422	316	246	346	305	463	541	528	548	394	370	378	...	1038	142	2100	
Barrackpore	"	484	325	135	497	490	676	1054	1004	1025	971	942	959	850	...	2795	...	2765	
GANGETIC PROVINCE.																			
Benarshigh	11 Months, Jan. to Nov.	878	590	532	568	600	608	608	737	803	751	557	350	...	...	2961	579	3531	
Dumraon	For the Year	929	535	370	574	789	927	845	837	857	671	682	722	709	...	2290	323	2904	
Bombay	"	478	172	517	554	810	713	794	873	1032	956	752	562	409	...	2301	...	2510	
Chunar	"	68	513	597	890	597	418	890	625	600	599	448	597	149	...	1471	...	1975	
Fyzabad	"	982	498	461	707	651	600	661	819	870	676	628	489	627	...	713	...	815	
Lucknow	"	2459	513	419	518	590	697	690	659	896	881	703	491	627	...	1605	206	1811	
Siropur	"	631	457	563	760	596	896	757	807	946	867	187	911	832	...	475	347	702	
Facekhar	"	379	422	682	580	554	697	619	807	912	947	1143	1170	926	...	1473	...	1484	
Cawnpore	10 Months, March to December	1,018	...	893	615	842	849	817	855	883	987	784	716	542	...	1651	194	1845	
Allahabad	For the Year	1,030	556	375	522	...	...	...	...	...	...	...	...	...	...	...	...	...	
ROHILKUND AND MEERUT.																			
Shahjahanpur	3 Months, January to March	167	...	...	...	...	...	...	...	...	...	...	...	...	...	...	...	...	
Barilly	For the Year	860	454	652	458	330	...	...	...	...	...	...	...	...	...	...	...	...	
Moradabad	"	209	374	328	219	154	283	321	616	519	569	448	260	250	...	471	...	471	
Roorkee	"	309	179	423	412	412	412	393	494	731	571	470	533	325	...	1000	...	1000	
Meerut	"	1,409	613	529	508	538	642	684	674	874	1024	1024	884	752	...	1943	...	1943	
Delhi	"	534	1395	477	367	411	527	684	612	888	942	761	809	616	...	1311	...	1311	
Mathra	"	457	475	651	646	526	744	835	747	857	778	761	854	553	...	1313	...	1313	
AGRA AND CENTRAL INDIA.																			
Agra	For the Year	1,027	437	539	571	660	584	595	615	577	694	573	547	598	...	779	...	779	
Morar	"	1,067	283	341	385	428	436	429	439	607	615	642	611	476	...	460	...	460	
Gwalior Fort	"	371	854	831	535	493	413	287	208	619	621	548	461	590	...	1000	...	1000	
Jhansi	"	402	754	1024	654	815	619	521	448	440	574	916	928	564	...	1617	...	1617	
Nagong	"	310	532	928	528	882	853	737	796	1009	1033	1033	938	781	...	1244	...	1244	
Saugor	"	389	431	324	393	316	344	393	494	819	773	875	1039	909	...	2346	...	2346	
Jubbulpore	"	480	539	452	366	336	386	339	300	488	620	583	642	398	...	2918	...	2918	
PUNJAB.																			
Umballa	For the Year	1,450	516	588	491	461	587	579	588	735	684	571	658	535	...	811	...	811	
Julandhar	"	839	542	553	485	377	535	763	824	765	781	1775	673	556	...	598	...	598	
Ferozepore	"	1,034	411	626	487	493	483	552	721	963	848	770	691	507	...	460	...	460	
Moolan	"	869	515	662	680	621	620	490	581	664	670	574	634	696	...	2931	...	2931	
Dera Ismail Khan	"	98	490	400	400	400	400	400	400	400	400	400	400	400	...	1030	...	1030	
Sialkot	"	993	504	475	412	357	474	539	477	434	414	433	494	539	...	1606	...	1606	
Amritsar and Gwinda	"	254	372	495	293	313	621	761	761	903	1259	1259	1084	830	...	705	...	705	
Fort Lahore	"	110	734	182	89	180	455	273	357	273	273	182	182	92	...	352	...	352	
Mess Meer	"	736	1198	872	632	512	408	605	721	765	655	685	719	517	...	1818	...	1818	
Rawal Pindi	"	1,674	475	480	373	326	354	496	458	402	465	477	492	624	...	1845	...	1845	
Campbellpore	"	166	262	290	229	230	115	280	289	495	347	293	359	244	...	2273	...	2273	
Attock	"	169	273	460	174	223	409	633	533	592	647	1012	735	606	...	11093	...	11093	
Noeshana	"	418	185	374	445	476	476	476	476	476	476	476	476	476	...	9217	...	9217	
Cherat	6 Months, May to October	767	...	...	...	...	...	...	...	...	...	...	...	...	...	3125	...	3125	
Feshwar	For the Year	1,050	377	366	394	468	712	752	644	484	484	484	484	484	...	18705	...	18705	



[illegible]



# EUROPEAN TROOPS, 1874.

## XXI.

TABLE showing the *RATIO* in which the *PRINCIPAL DISEASES* have contributed to make up the *ADMISSION-RATE* of the *YEAR* in the *CHIEF MILITARY STATIONS* of the *THREE PRESIDENCIES*.

STATIONS.		Average Strength during the period of occupation.	ADMITTED INTO HOSPITAL PER 1,000 OF AVERAGE STRENGTH.											Admitted per 1,000 of the Average Strength from all Causes.
			Cholera.	Hent Apoplexy.	Fever.	Dysentery.	Diarrhoea.	Reapaltis.	Rheumatism.	Veneral cases.	Diseases of the Respiratory Organs.	Ophthalmia.	All other Causes.	
BENGAL PROPER.														
Fort William	...	954	1.1	1.1	198.1	22.0	33.5	16.8	52.4	140.4	43.0	9.4	302.9	846.7
Dum-Dum	...	619	...	...	232.6	43.6	35.6	22.6	17.8	111.5	22.6	11.3	282.7	789.3
Barrackpore	...	434	...	6.9	949.3	165.9	138.3	48.4	69.8	198.2	80.6	9.2	619.8	2283.4
GANGETIC PROVINCES.														
Haziribagh (11 months)	...	878	...	...	260.8	23.9	39.9	26.2	26.2	184.5	80.9	90.4	353.1	1088.9
Dinapore	...	929	4.3	3.2	859.4	58.1	104.4	79.7	47.3	263.9	82.9	56.9	430.6	1982.8
Benares	...	478	...	8.4	335.6	52.3	114.4	59.2	50.2	418.4	29.3	20.9	447.7	1577.4
Chunar	...	48	...	29.4	602.9	44.1	132.4	29.4	73.5	323.5	73.5	...	601.8	1970.5
Fyzabad	...	982	...	...	209.8	49.9	58.0	47.9	35.6	333.0	36.6	21.4	458.2	1242.4
Lucknow	...	2,429	4	1.2	316.8	42.0	79.0	46.9	35.8	268.1	76.2	34.2	373.4	1298.9
Sitapur	...	631	...	...	277.3	33.3	33.3	31.9	120.4	380.3	80.8	68.2	467.5	1486.0
Fatehgarh	...	279	...	...	362.0	78.9	25.1	60.9	96.8	469.5	60.9	7.2	336.9	1495.2
Cawnpore (10 months)	...	1,018	1.0	3.9	239.7	54.0	70.7	32.4	51.1	307.8	134.6	15.7	442.1	1443.0
Allahabad	...	1,690	...	5.8	395.1	39.1	56.5	50.5	61.2	352.4	129.1	26.2	492.2	1591.1
ROHILCUND AND MEERUT.														
Shahjahanpur (3 months)	...	167	...	...	12.0	...	6.0	6.0	29.9	35.9	18.0	...	71.8	179.6
Barilly	...	859	...	2.4	137.6	12.9	30.6	55.3	38.8	250.6	83.4	12.9	360.6	1083.5
Moradabad	...	209	...	...	195.6	10.0	65.0	50.0	35.0	265.0	45.0	15.0	310.6	980.0
Roorkee	...	360	...	...	488.9	22.2	33.3	30.6	33.3	200.0	61.1	13.9	258.3	1241.6
Meerut	...	1,400	...	6.0	1475.8	40.9	89.9	70.5	63.8	184.6	75.2	20.8	412.1	2436.6
Dehi	...	634	...	5.6	1282.8	13.1	78.7	18.7	76.8	108.6	82.4	11.2	353.9	2031.8
Muttra	...	457	...	...	293.2	4.4	28.5	91.9	54.7	253.8	30.6	19.7	297.6	1074.4
AGRA AND CENTRAL INDIA.														
Agra	...	1,027	...	1.9	569.9	21.4	47.7	48.7	54.5	208.4	125.6	19.5	345.7	1434.3
Morar	...	1,087	...	9	448.9	7.5	26.7	50.6	82.8	191.3	56.1	17.5	337.6	1219.9
Gwalior Citadel	...	371	...	10.8	231.5	32.3	64.7	27.0	45.8	167.1	70.1	70.1	326.1	1048.5
Jhansi	...	402	...	5.0	1169.1	22.4	27.4	57.2	69.6	283.6	116.9	24.9	378.1	2151.2
Nowgong	...	310	...	...	1071.0	25.8	154.8	77.4	48.4	296.8	141.9	32.3	516.1	2564.5
Saugor	...	369	...	...	1249.3	32.5	62.3	89.4	56.9	94.9	78.6	7.7	262.9	1929.5
Jubbulpore	...	530	...	3.8	344.0	5.7	15.1	62.3	20.7	135.8	117.0	7.5	229.8	922.7
PUNJAB.														
Umballa	...	1,480	...	4.1	557.4	14.2	82.4	27.7	76.3	179.1	124.3	39.4	538.5	1628.4
Jullundur	...	839	...	...	429.1	9.5	19.1	46.5	71.5	122.8	78.7	9.5	392.7	1089.4
Ferozepore	...	1,034	1.0	1.9	388.8	5.8	21.3	55.1	123.8	154.7	80.9	15.5	315.3	1179.1
Mooltan	...	889	...	6.9	499.4	3.4	19.6	33.4	166.9	92.1	55.2	13.8	256.6	1147.3
Dera Ismael Khan	...	98	...	10.2	1939.2	...	61.2	122.5	91.8	214.3	224.5	29.4	857.1	3561.2
Sialkot	...	693	...	...	429.0	22.2	41.3	44.3	76.5	64.5	103.7	9.1	319.7	1169.8
Amritsar and Govindgarh	...	284	...	...	1193.7	28.2	21.1	49.3	14.1	401.4	91.5	7.0	246.5	2052.8
Fort Lahore	...	110	...	18.2	963.6	...	36.4	27.3	45.5	72.7	181.8	27.3	272.7	1615.5
Meeran Meer	...	735	...	9.5	1120.9	25.8	112.8	47.6	163.1	123.6	176.0	34.0	459.2	2273.1
Rawalpindi	...	1,674	...	3.6	332.1	7.8	16.1	60.9	73.5	102.7	101.0	15.5	387.1	1100.3
Campbellpore	...	166	...	...	247.0	12.1	30.1	60.2	48.2	60.2	42.2	6.0	415.7	921.7
Attock	...	169	...	6.3	1812.5	43.7	37.5	37.5	31.2	37.5	56.3	...	293.7	2356.2
Nowshera	...	448	...	...	1189.7	22.3	44.6	15.6	75.9	62.5	87.1	35.7	337.1	1879.5
Cherat (6 months)	...	767	...	...	135.6	28.7	53.5	29.5	15.8	61.1	40.4	5.2	212.5	876.3
Peshiwar	...	1,650	...	4.8	2125.5	26.6	35.2	43.9	37.6	101.2	158.2	30.3	436.4	2989.7
HILL STATIONS.														
Darjeeling (11 months)	...	83	...	17.0	373.5	...	12.0	72.3	36.2	265.1	12.0	...	394.2	1084.3
Ranikhet	...	797	...	...	145.5	13.8	56.2	27.6	84.1	184.4	59.0	3.8	269.7	885.1
Chakrata	...	733	...	...	106.4	5.5	23.2	51.8	125.5	128.2	143.2	23.2	330.2	937.2
Dagbhai (11 months)	...	969	...	...	176.5	5.2	27.8	12.4	71.2	85.6	87.7	13.4	231.2	711.0
Solon (7 months)	...	304	...	...	585.5	13.2	46.3	19.7	46.1	52.6	65.8	...	250.6	1082.2
Subathu (11 months)	...	817	...	...	135.4	6.0	20.6	24.2	69.5	78.6	87.1	7.2	269.2	628.8
Jutogh	...	94	...	...	95.7	...	42.6	42.6	42.6	117.0	138.3	...	436.1	914.9
Kangra	...	49	...	...	449.0	...	...	...	20.4	122.5	20.4	...	224.4	836.7
Dharmasala (9 months)	...	122	...	...	393.4	8.2	49.2	16.4	123.0	163.9	147.5	16.4	352.5	1270.5
Dalhousie (7 months)	...	121	...	...	165.3	...	33.1	...	49.6	16.5	57.8	...	157.0	479.3
Murree (10 months)	...	894	...	...	107.4	20.1	17.9	39.2	38.0	209.2	91.7	13.4	312.1	849.0



STATIONS.	Average Strength during the period of occupation.	ADMITTED INTO HOSPITAL PER 1,000 OF AVERAGE STRENGTH.											Admitted per 1,000 of the Average Strength from all Causes.
		Cholera.	Heat Apoplexy.	Fever.	Dysentery.	Diarrhoea.	Hepatitis.	Rheumatism.	Vascular cases.	Diseases of the Respiratory Organs.	Ophthalmia.	All other Causes.	
CONVALESCENT DEPOTS.													
Darjeeling Depot (9 months)	211	...	...	2370	47	806	569	95	4360	521	95	1658	10321
Naini Tal " (9 months)	320	...	...	2188	469	187	469	281	2437	969	31	6031	11062
Lambour " (9 months)	300	...	...	2488	287	102	526	526	574	526	144	2775	8008
Kasauli " (8 months)	332	...	75	3083	150	808	113	1165	1241	1316	75	4399	12425
Dalhousie " (8 months)	346	...	...	2746	116	145	347	1040	1329	260	29	1763	7775
Murree " (8 months)	400	...	...	8614	136	227	1205	1250	1015	1795	23	6132	20727
RAJPOOTANA, MALWA, SCINDE, AND ADEN.													
Nussersabad	613	...	...	2088	147	522	112	359	1240	359	147	3197	8271
Neemuch	400	...	100	11660	225	325	850	825	2100	675	200	3775	20375
Indore	97	...	...	7115	...	619	...	928	2165	412	206	2887	14330
Mhow	1,491	...	...	5418	86	286	1049	685	1634	749	457	4911	15275
Deesa (10 months)	709	...	71	3315	282	226	762	451	1551	815	437	3131	11072
Ahmedabad and Baroda	300	...	67	7133	210	167	333	567	1467	567	133	5509	16234
Kurrachee and Ghizree	174	...	39	2170	413	491	168	336	866	336	116	4238	9173
Hyderabad	428	...	93	6098	257	210	140	234	701	421	187	4252	12593
Aden	712	...	27	2736	202	296	337	377	903	391	81	3747	9087
DECCAN AND NAGPORE.													
Bombay	443	...	23	7291	609	519	812	1287	2093	858	113	4379	18894
Aurangabad	101	...	...	5218	...	99	...	801	1089	594	594	3465	11980
Ahmednagar	540	...	...	2113	34	619	219	638	2295	710	164	3097	9891
Poona and Kirkee	2,302	14	9	5509	318	563	345	454	2352	736	209	4991	14110
Sattara	173	...	...	2659	116	...	58	231	1098	636	...	1734	6532
Belgaum	1,037	...	...	2537	87	395	289	321	1736	616	87	4908	16906
SOUTHERN INDIA.													
Bellary	916	...	...	2192	153	196	382	175	4465	284	273	3319	11539
Bangalore	1,778	...	6	1164	557	208	563	624	1912	427	174	4511	16146
Cannanore	600	...	17	2200	1683	950	1833	700	967	867	83	4750	14050
Mallapooram	98	...	...	804	1633	714	1633	408	...	102	...	2857	7551
Calicut	90	...	...	696	1111	505	2020	808	707	1515	101	5960	15333
Trichinopoly	257	...	195	3452	934	311	350	195	1868	739	...	5759	14203
St. Thomas' Mount	354	...	28	2825	1017	659	598	141	1657	367	57	5598	12768
Madras	616	...	31	1734	728	16	975	619	1610	635	155	5774	12397
BURMAH AND PEGU.													
Rangoon	885	...	23	509	1096	350	802	621	1130	407	15	3096	8079
Toungoo	430	...	...	488	2465	628	1186	326	1112	326	...	2767	9698
Thayetmyo	692	14	...	2610	636	723	997	318	882	679	43	3656	10378
Port Blair	106	...	...	283	189	189	566	...	189	283	...	2753	4454
HILL STATIONS AND DEPOTS.													
Tamghur, Ajmere (6 months)	72	...	...	6250	417	417	139	417	1527	553	417	3611	13750
Mount Abo	107	...	...	8505	841	967	280	1121	561	1602	187	4486	17850
Poorundhur	89	...	337	2097	...	225	562	1236	1573	786	449	9775	12640
Puchumree Madras Troops, 8 months)	119	...	...	4698	...	470	...	291	1514	208	...	3624	10895
Ramandroog	89	...	...	3061	498	994	1225	294	4286	816	498	4982	14694
Wellington	492	...	...	1413	395	395	162	935	1179	976	447	5366	11138



EUROPEAN TROOPS. 1874.

## XXII.

TABLE showing the MORTALITY in each STATION, the CAUSES of DEATH, and the RATIO of DEATHS to STRENGTH.

STATIONS.	Average Strength.	CAUSES OF DEATH.																	Total Deaths.	DIED PER 1,000 OF STRENGTH.							
		Cholera.	Smallpox.	Enteric Fever.	Intermittent Fever.	Remittent Fever.	Continued Fever.	Apoplexy.	Pellium Tremens.	Dysentery.	Diarrhoea.	Hepatitis.	Spleen Disease.	Respiratory Diseases.	Heart Disease.	Phthisis Pulmonalis.	Dropsy.	Scurvy.		Atrophy and Anæmia.	Wounds and Accidents.	All other causes.	Died out of Hospital.	A. Cholera.	B. All other Causes.		C. All Causes.
																									1. In Hospital.	2. Out of Hospital.	
Doolahé Dépôt (Bengal Troops)...	...	...	...	...	...	...	...	...	...	...	...	...	...	...	...	...	...	...	...	...	...	1	7	...	...	...	...
Poona & Bombay Depôts	...	...	...	...	...	...	...	...	...	...	...	...	...	...	...	...	...	...	...	...	...	1	12	...	...	...	...
Troops on march, Bengal & N. W. P.	...	...	...	...	...	...	...	...	...	...	...	...	...	...	...	...	...	...	...	...	...	1	13	...	...	...	...
Invalids &c. on march	...	...	...	...	...	...	...	...	...	...	...	...	...	...	...	...	...	...	...	...	...	1	5	...	...	...	...
Fort William	854	1	...	...	...	...	1	1	...	...	...	...	...	...	...	...	...	...	...	...	3	15	105	1133	314	1572	
Dum-Dum	619	...	...	...	...	...	...	...	...	...	...	...	...	...	...	...	...	...	...	...	1	13	...	1938	162	2100	
Barrackpore	434	...	...	...	...	...	3	3	...	...	...	...	...	...	...	...	...	...	...	...	...	12	...	2765	...	2765	
	2,007	1	6	...	...	...	4	6	...	3	...	...	4	5	...	...	...	...	...	...	7	40	50	1744	199	1930	
Hazrībāgh (11 months)	878	1	18	...	...	...	...	...	...	...	...	...	...	...	...	...	...	...	...	...	3	31	...	2961	570	3531	
Dinapore	929	3	...	...	...	...	...	...	...	...	...	...	...	...	...	...	...	...	...	...	1	27	323	2260	323	2906	
Benares	478	...	...	...	...	...	...	...	...	...	...	...	...	...	...	...	...	...	...	...	...	1	12	...	2301	209	2510
Chunar	68	...	...	...	...	...	...	...	...	...	...	...	...	...	...	...	...	...	...	...	...	...	...	2941	1471	4412	
Fyzabad	982	...	...	...	...	...	...	...	...	...	...	...	...	...	...	...	...	...	...	...	...	1	8	...	713	192	815
Lucknow	2,429	...	...	...	...	...	...	...	...	...	...	...	...	...	...	...	...	...	...	...	...	...	...	1605	206	1811	
Sitapur	631	...	...	...	...	...	...	...	...	...	...	...	...	...	...	...	...	...	...	...	...	2	5	...	475	317	792
Fatehgarh	279	...	...	...	...	...	...	...	...	...	...	...	...	...	...	...	...	...	...	...	...	...	...	1434	...	1434	
Cawnpore (10 months)	1,018	...	...	...	...	...	...	...	...	...	...	...	...	...	...	...	...	...	...	...	...	...	98	1473	295	1860	
Allahabad	1,030	...	...	...	...	...	...	...	...	...	...	...	...	...	...	...	...	...	...	...	...	...	...	1651	191	1845	
	8,540	6	2	39	...	...	7	3	9	1	15	...	22	...	1	10	16	...	...	...	2	172	70	1675	269	2014	
Shāhjahānpore (5 months)	167	...	...	...	...	...	...	...	...	...	...	...	...	...	...	...	...	...	...	...	...	1	...	...	599	...	599
Bareilly	850	...	...	...	...	...	...	...	...	...	...	...	...	...	...	...	...	...	...	...	...	...	...	471	...	471	
Moradabad	200	...	...	...	...	...	...	...	...	...	...	...	...	...	...	...	...	...	...	...	...	...	...	1060	...	1060	
Roorkee	360	...	...	...	...	...	...	...	...	...	...	...	...	...	...	...	...	...	...	...	...	...	...	1944	...	1944	
Meerut	1,490	...	...	...	...	...	...	...	...	...	...	...	...	...	...	...	...	...	...	...	...	...	...	1812	201	2013	
Delhi	534	...	...	...	...	...	...	...	...	...	...	...	...	...	...	...	...	...	...	...	...	...	...	1311	187	1498	
Muttra	457	...	...	...	...	...	...	...	...	...	...	...	...	...	...	...	...	...	...	...	...	...	...	1313	...	1313	
	3,933	...	...	...	...	...	...	...	...	...	...	...	...	...	...	...	...	...	...	...	...	...	...	1373	192	1475	
Agra	1,027	...	...	...	...	...	...	...	...	...	...	...	...	...	...	...	...	...	...	...	...	...	...	779	...	779	
Morar	1,087	...	...	...	...	...	...	...	...	...	...	...	...	...	...	...	...	...	...	...	...	...	...	460	...	460	
Gwalior Citadel	371	...	...	...	...	...	...	...	...	...	...	...	...	...	...	...	...	...	...	...	...	...	...	1617	270	1887	
Jhānsi	402	...	...	...	...	...	...	...	...	...	...	...	...	...	...	...	...	...	...	...	...	...	...	1244	...	1244	
Nawabgong	310	...	...	...	...	...	...	...	...	...	...	...	...	...	...	...	...	...	...	...	...	...	...	2758	323	2581	
Saugor	369	...	...	...	...	...	...	...	...	...	...	...	...	...	...												



STATIONS.	Average Strength.	CAUSES OF DEATHS.																	DIED PER 1,000 OF STRENGTH.												
		Cholera.	Smallpox.	Enteric Fever.	Intermittent Fever.	Remittent Fever.	Continued Fever.	Apoplexy.	Delirium Tremens.	Dysentery.	Diarrhoea.	Hepatitis.	Spleen Disease.	Respiratory Diseases.	Heart Diseases.	Pneumonia.	Dropsy.	Scurvy.	Atrophy and Anæmia.	Wounds and Accidents.	All other causes.	Died out of Hospital.	Total Deaths.	A. Cholera.	B. All other Causes.		C. All Causes.				
																									1. In Hos- pital.	2. Out of Hos- pital.					
On the march, &c., Bombay Presidency, Deolade Depôt, Bombay Troops	...	...	...	...	...	1	1	...	...	...	...	...	...	...	...	...	...	...	1	...	...	1	2	...	...	...	...				
Poona Depôt, " "	...	...	...	...	...	...	...	...	...	...	...	...	...	...	...	...	...	...	...	...	...	...	4	...	...	...	...				
Colaba Depôt, " "	...	...	...	...	...	...	...	...	...	3	...	1	...	...	...	...	...	...	...	...	...	...	...	...	...	...	...				
On the march, &c., Madras Presidency Poonamallee and Presidency Depôts Deolade Depôt, Madras Troops	...	...	...	...	...	...	1	...	3	4	...	...	...	...	...	...	...	...	1	2	4	1	2	4	...	...	...				
Poona and Bombay Depôts, " "	...	...	...	...	...	...	...	1	...	...	...	...	...	...	...	...	...	...	...	1	...	...	...	...	...	...	...				
Nusserehbad	613	...	...	3	...	...	...	...	...	...	...	...	...	...	...	...	...	...	...	...	...	2	5	...	490	326	816				
Neemuch	400	...	...	...	...	2	...	...	...	...	...	...	...	...	...	...	...	...	...	...	...	...	9	...	1750	509	2259				
Indore	97	...	...	...	...	...	...	...	...	...	...	...	...	...	...	...	...	...	...	...	...	...	...	...	...	...	...				
Mhow	1,401	...	...	5	...	...	1	...	...	...	...	...	...	...	...	...	...	...	...	...	...	1	2	...	642	143	785				
Dacca	709	...	...	...	...	1	...	...	...	...	...	...	...	...	...	...	...	...	...	...	...	...	...	...	1692	...	1692				
Ahmedabad and Baroda	300	...	...	...	...	...	...	1	...	1	...	...	4	1	...	...	...	...	...	...	...	...	...	...	3000	333	3333				
Kurrachee and Ghizree	774	...	...	...	...	...	...	...	...	...	...	...	...	1	1	...	...	...	...	...	...	3	1	...	646	228	904				
Hyderabad	428	...	...	...	...	...	...	...	...	...	...	...	...	...	...	...	...	...	...	...	...	...	...	...	934	234	1168				
Aden	742	...	...	...	...	...	...	...	...	...	...	...	...	...	1	...	...	...	...	...	...	...	...	...	404	270	674				
	5,464	...	...	13	...	3	1	8	...	4	...	6	...	4	4	2	...	1	...	1	5	12	64	...	951	220	1171				
Bombay	443	...	...	...	...	1	1	...	1	...	4	...	3	...	...	...	...	...	...	...	...	1	...	...	2709	...	2709				
Asserghur	101	...	...	...	...	...	...	...	...	...	...	...	...	...	...	...	...	...	...	...	...	...	...	...	990	...	990				
Ahmednuggur	519	...	...	...	...	...	...	...	...	...	...	...	...	...	...	...	...	...	...	...	...	...	...	...	182	...	182				
Poona and Kirkee	2,332	...	...	...	...	...	...	...	...	...	3	...	1	3	...	...	...	...	...	...	...	4	1	...	681	45	817				
Sattara	173	...	...	...	...	...	...	...	...	...	...	...	...	...	1	...	...	...	...	...	...	...	...	...	578	...	578				
Belgaum	1,037	...	...	...	...	...	...	...	...	...	1	...	...	...	...	...	...	...	...	...	...	...	...	...	96	193	289				
Secunderabad	2,468	...	...	...	...	...	1	2	...	2	...	9	...	2	1	...	...	...	...	...	...	2	1	...	850	41	891				
Kamptee	1,049	...	...	...	...	...	...	...	...	...	6	...	...	1	...	...	...	...	...	...	...	...	...	...	1239	...	1239				
	8,922	...	...	4	1	2	1	5	...	4	...	23	...	1	10	5	...	...	...	...	...	9	4	...	25	810	50	865			
Bellary	916	...	...	...	...	...	1	1	...	1	...	3	...	...	...	...	...	...	...	...	...	...	...	...	874	169	943				
Bangalore	1,778	...	...	1	3	...	...	...	...	...	4	...	...	4	3	...	...	...	...	...	...	...	...	...	1012	169	1181				
Cannanore	600	...	...	...	...	...	...	...	...	...	5	...	...	...	...	...	...	...	...	...	...	...	...	...	2167	500	2667				
Mallapooram	98	...	...	...	...	...	...	...	...	...	...	...	...	...	...	...	...	...	...	...	...	...	...	...	...	...	...				
Calicut	90	...	...	...	...	...	...	...	...	...	...	...	...	...	...	...	...	...	...	...	...	...	...	...	...	...	...				
Trichinopoly	257	...	...	...	...	...	...	...	...	...	...	...	...	...	...	...	...	...	...	...	...	...	...	...	...	1010	...	1010			
St. Thomas' Mount	354	...	...	...	...	...	...	...	...	...	...	...	...	...	...	...	...	...	...	...	...	...	...	...	...	1556	...	1556			
Madras	616	...	...	...	...	...	...	...	...	...	...	...	...	...	...	...	...	...	...	...	...	...	...	...	...	565	282	847			
	4,748	...	...	1	6	...	1	4	1	9	...	14	...	1	7	4	...	...	...	...	...	...	...	...	7	10	65	...	1158	211	1369
Rangoon	885	...	...	...	...	...	...	...	...	...	...	...	...	...	...	...	...	...	...	...	...	...	...	...	...	904	226	1130			
Toungoo	430	...	...	...	...	...	...	...	...	...	...	...	...	...	...	...	...	...	...	...	...	...	...	...	...	930	...	930			
Thayetmyo	692	...	...	...	...	...	...	...	...	...	...	...	...	...	...	...	...	...	...	...	...	...	...	...	...	578	...	723			
Port Blair	106	...	...	...	...	...	...	...	...	...	...	...	...	...	...	...	...	...	...	...	...	...	...	...	...	...	...	...			
	2,113	...	...	...	...	...	...	...	...	...	6	...	4	...	1	1	...	...	...	...	...	...	...	...	...	47	757	95	899		
Tarnagar (6 months)	72	...	...	...	...	...	...	...	...	...	...	...	...	...	...	...	...	...	...	...	...	...	...	...	...	...	...	...			
Mount Abu	107	...	...	...	...	...	...	...	...	...	...	...	...	...	...	...	...	...	...	...	...	...	...	...	...	935	...	935			
Poorunthur	89	...	...	...	...	...	...	...	...	...	...	...	...	...	...	...	...	...	...	...	...	...	...	...	...	1174	...	1174			
Pachmarree (8 months)	149	...	...	...	...	...	...	...	...	...	...	...	...	...	...	...	...	...	...	...	...	...	...	...	...	...	...	...			
Ramadroog	49	...	...	...	...	...	...	...	...	...	...	...	...	...	...	...	...	...	...	...	...	...	...	...	...	...	...	...			
Wellington	492	...	...	...	...	...	...	...	...	...	...	...	...	...	...	...	...	...	...	...	...	...	...	...	...	...	...	...			
AS FOR THE YEAR	880	...	...	1	...	...	...	...	...	...	1	...	1	...	2	1	...	...	...	...	...	...	...	...	...	1022	114	1136			

ARMIES.	Average Strength.	CAUSES OF DEATHS.																	DIED PER 1,000 OF STRENGTH.									
		Cholera.	Smallpox.	Enteric Fever.	Intermittent Fever.	Remittent Fever.	Continued Fever.	Apoplexy.	Delirium Tremens.	Dysentery.	Diarrhoea.	Hepatitis.	Spleen Disease.	Respiratory Diseases.	Heart Diseases.	Pneumonia.	Dropsy.	Scurvy.	Atrophy and Anæmia.	Wounds and Accidents.	All other causes.	Died out of Hospital.	Total Deaths.	A. Cholera.	B. All other Causes.		C. All Causes.	
																									1. In Hos- pital.	2. Out of Hos- pital.		
ARMY OF BENGAL	37,278	8	7	75	5	26	10	36	7	45	2	72	1	20	51	13	4	1	...	...	...	...	545	21	1278	163	1462	
ARMY OF MADRAS	11,501	1	1	12	...	...	...	...	...	...	...	...	...	...	...	...	...	...	...	...	...	...	...	...	1139	148	1296	
ARMY OF BOMBAY	10,529	...	...	...	...	...	...	...	...	...	...	...	...	...	...	...	...	...	...	...	...	...	...	...	...	893	152	1045
ARMY OF INDIA	59,308	11	8	101	6	32	13	56	8	73	2	128	1	31	74	61	4	2	1	4	98	94	806	18	1181	159	1358	



# EUROPEAN TROOPS, 1874.

## XXIII.

TABLE showing the PREVALENCE of CHOLERA in each MONTH, and the DISTRIBUTION of the DISEASE by STATIONS and PROVINCES.

STATIONS.	Average Strength.	NUMBER OF ADMISSIONS INTO HOSPITAL IN EACH MONTH.												Total Admissions of the Year.	Admission-rate per 1,000 of Strength.	Number of Deaths.	Death-rate per 1,000 of Strength.
		Jan.	Feb.	Mar.	April.	May.	June.	July.	Aug.	*Sept.	Oct.	Nov.	Dec.				
Deolallee Depot (Bengal Troops)	...	...	...	...	...	...	...	...	...	...	...	...	...	...	...	...	...
Poona and Bombay Depots (Bengal Troops)	...	...	...	...	...	...	...	...	...	...	...	...	...	...	...	...	...
Troops marching, Bengal and N. W. P.	...	...	...	...	...	...	...	...	...	...	...	...	...	...	...	...	...
Recruits, Invalids, &c., N. W. P.	...	...	...	...	...	...	...	...	...	...	...	...	...	...	...	...	...
Fort William	954	...	...	1	...	...	...	...	...	...	...	...	...	1	...	1	...
Dum-Dum	619	...	...	...	...	...	...	...	...	...	...	...	...	...	...	...	...
Barraclough	434	...	...	...	...	...	...	...	...	...	...	...	...	...	...	...	...
	2,007	...	...	1	...	...	...	...	...	...	...	...	...	1	5	1	30
Haziribagh (11 months)	878	...	...	...	...	...	...	...	...	...	...	...	...	...	...	...	...
Dinapore	929	...	...	...	...	...	...	2	2	...	...	...	...	4	...	3	...
Benares	478	...	...	...	...	...	...	...	...	...	...	...	...	...	...	...	...
Chunar	68	...	...	...	...	...	...	...	...	...	...	...	...	...	...	2	...
Fyzabad	982	...	...	...	...	...	...	...	...	...	...	...	...	...	...	...	...
Lucknow	2,429	...	...	1	...	...	...	...	...	...	...	...	...	1	...	...	...
Sitapur	631	...	...	...	...	...	...	...	...	...	...	...	...	...	...	...	...
Fatehgarh	279	...	...	...	...	...	...	...	...	...	...	...	...	...	...	...	...
Cawnpore (10 months)	1,015	...	...	...	...	1	...	...	...	...	...	...	...	1	...	1	...
Allahabad	1,930	...	...	...	...	...	...	...	...	...	...	...	...	...	...	...	...
	8,540	...	...	1	...	1	2	2	...	...	...	...	...	6	7	6	70
Shahjahanpur (3 months)	160	...	...	...	...	...	...	...	...	...	...	...	...	...	...	...	...
Bareilly	830	...	...	...	...	...	...	...	...	...	...	...	...	...	...	...	...
Moradabad	200	...	...	...	...	...	...	...	...	...	...	...	...	...	...	...	...
Roorkee	360	...	...	...	...	...	...	...	...	...	...	...	...	...	...	...	...
Meerut	1,490	...	...	...	...	...	...	...	...	...	...	...	...	...	...	...	...
Delhi	534	...	...	...	...	...	...	...	...	...	...	...	...	...	...	...	...
Muttra	457	...	...	...	...	...	...	...	...	...	...	...	...	...	...	...	...
	3,933	...	...	...	...	...	...	...	...	...	...	...	...	...	...	...	...
Agra	1,027	...	...	...	...	...	...	...	...	...	...	...	...	...	...	...	...
Morar	1,087	...	...	...	...	...	...	...	...	...	...	...	...	...	...	...	...
Gwalior Fortress	371	...	...	...	...	...	...	...	...	...	...	...	...	...	...	...	...
Jhansi	402	...	...	...	...	...	...	...	...	...	...	...	...	...	...	...	...
Nowgong	310	...	...	...	...	...	...	...	...	...	...	...	...	...	...	...	...
Saugor	369	...	...	...	...	...	...	...	...	...	...	...	...	...	...	...	...
Jubbulpore	530	...	...	...	...	...	...	...	...	...	...	...	...	...	...	...	...
	4,096	...	...	...	...	...	...	...	...	...	...	...	...	...	...	...	...
Umballa	1,480	...	...	...	...	...	...	...	...	...	...	...	...	...	...	...	...
Jullundur	819	...	...	...	...	...	...	...	...	...	...	...	...	...	...	...	...
Perozepore	1,034	...	...	...	...	...	...	...	...	1	...	...	...	1	...	1	...
Mooltan	869	...	...	...	...	...	...	...	...	...	...	...	...	...	...	...	...
Dera Ismael Khan	98	...	...	...	...	...	...	...	...	...	...	...	...	...	...	...	...
Sialkot	503	...	...	...	...	...	...	...	...	...	...	...	...	...	...	...	...
Amritsar and Govindgarh	284	...	...	...	...	...	...	...	...	...	...	...	...	...	...	...	...
Fort Lahore	110	...	...	...	...	...	...	...	...	...	...	...	...	...	...	...	...
Meran Meer	736	...	...	...	...	...	...	...	...	...	...	...	...	...	...	...	...
Rawalpindi	1,674	...	...	...	...	...	...	...	...	...	...	...	...	...	...	...	...
Campbellpore	166	...	...	...	...	...	...	...	...	...	...	...	...	...	...	...	...
Attock	160	...	...	...	...	...	...	...	...	...	...	...	...	...	...	...	...
Nowshera	448	...	...	...	...	...	...	...	...	...	...	...	...	...	...	...	...
Cherat (6 months)	767	...	...	...	...	...	...	...	...	...	...	...	...	...	...	...	...
Peshawar	1,650	...	...	...	...	...	...	...	...	...	...	...	...	...	...	...	...
Troops marching, Punjab	...	...	...	...	...	...	...	...	...	...	...	...	...	...	...	...	...
Recruits, Invalids, &c., "	...	...	...	...	...	...	...	...	...	...	...	...	...	...	...	...	...
	11,587	...	...	...	...	...	...	...	...	1	...	...	...	1	1	1	70
Darjeeling (11 months)	83	...	...	...	...	...	...	...	...	...	...	...	...	...	...	...	...
Ranikhet	707	...	...	...	...	...	...	...	...	...	...	...	...	...	...	...	...
Chakrata	733	...	...	...	...	...	...	...	...	...	...	...	...	...	...	...	...
Dagshai (11 months)	969	...	...	...	...	...	...	...	...	...	...	...	...	...	...	...	...
Solon (7 months)	304	...	...	...	...	...	...	...	...	...	...	...	...	...	...	...	...
Subatha (11 months)	827	...	...	...	...	...	...	...	...	...	...	...	...	...	...	...	...
Jutegh	94	...	...	...	...	...	...	...	...	...	...	...	...	...	...	...	...
Kangra	49	...	...	...	...	...	...	...	...	...	...	...	...	...	...	...	...
Dharmshala (9 months)	122	...	...	...	...	...	...	...	...	...	...	...	...	...	...	...	...
Dalhousie (7 months)	121	...	...	...	...	...	...	...	...	...	...	...	...	...	...	...	...
Murree (10 months)	394	...	...	...	...	...	...	...	...	...	...	...	...	...	...	...	...
As for 12 Months	4,511	...	...	...	...	...	...	...	...	...	...	...	...	...	...	...	...
Darjeeling Depot (9 months)	211	...	...	...	...	...	...	...	...	...	...	...	...	...	...	...	...
Naini Tal " (9 months)	320	...	...	...	...	...	...	...	...	...	...	...	...	...	...	...	...
Landsberg " (8 months)	290	...	...	...	...	...	...	...	...	...	...	...	...	...	...	...	...
Kasauli " (8 months)	532	...	...	...	...	...	...	...	...	...	...	...	...	...	...	...	...
Dalhousie " (8 months)	346	...	...	...	...	...	...	...	...	...	...	...	...	...	...	...	...
Murree " (8 months)	440	...	...	...	...	...	...	...	...	...	...	...	...	...	...	...	...
For Season of Occupation	2,157	...	...	...	...	...	...	...	...	...	...	...	...	...	...	...	...
BENGAL PRESIDENCY	37,278	...	...	2	...	1	2	2	...	1	...	...	...	8	2	8	21

\* Returned as Deaths from Diarrhoea.



STATIONS.	Average Strength.	NUMBER OF ADMISSIONS INTO HOSPITAL IN EACH MONTH.												Total Admissions of the Year.	Admission-rate per 1,000 of Strength.	Number of Deaths.	Death-rate per 1,000 of Strength.
		Jan.	Feb.	Mar.	April.	May.	June.	July.	Aug.	Sept.	Oct.	Nov.	Dec.				
Troops marching, Bombay Presidency	...	...	...	...	...	...	...	...	...	...	...	...	...	...	...	...	...
Diochalee Depot, (Bombay Troops)	...	...	...	...	...	...	...	...	...	...	...	...	...	...	...	...	...
Khandala " "	...	...	...	...	...	...	...	...	...	...	...	...	...	...	...	...	...
Colaba " "	35	...	...	...	...	...	...	...	...	...	...	...	...	...	...	...	...
Troops marching, Madras Presidency	...	...	...	...	...	...	...	...	...	...	...	...	...	...	...	...	...
Poonmallee and Presidency Depôts	195	...	...	...	...	...	...	...	...	...	...	...	...	...	...	...	...
Diochalee Depot (Madras Troops)	...	...	...	...	...	...	...	...	...	...	...	...	...	...	...	...	...
Poon and Bombay Depôts (Madras Troops)	...	...	...	...	...	...	...	...	...	...	...	...	...	...	...	...	...
Nascerabad	613	...	...	...	...	...	...	...	...	...	...	...	...	...	...	...	...
Nemurth	400	...	...	...	...	...	...	...	...	...	...	...	...	...	...	...	...
Indore	97	...	...	...	...	...	...	...	...	...	...	...	...	...	...	...	...
Mhow	1,301	...	...	...	...	...	...	...	...	...	...	...	...	...	...	...	...
Dessa	700	...	...	...	...	...	...	...	...	...	...	...	...	...	...	...	...
Ahmedabad and Baroda	300	...	...	...	...	...	...	...	...	...	...	...	...	...	...	...	...
Karrachee and Ghizee	774	...	...	...	...	...	...	...	...	...	...	...	...	...	...	...	...
Hyderabad	428	...	...	...	...	...	...	...	...	...	...	...	...	...	...	...	...
Aden	712	...	...	...	...	...	...	...	...	...	...	...	...	...	...	...	...
	5,461	...	...	...	...	...	...	...	...	...	...	...	...	...	...	...	...
Bombay	411	...	...	...	...	...	...	...	...	...	...	...	...	...	...	...	...
Ameerghur	101	...	...	...	...	...	...	...	...	...	...	...	...	...	...	...	...
Ahmednagar	549	...	...	...	...	...	...	...	...	...	...	...	...	...	...	...	...
Poon and Kirkee	2,302	...	...	...	...	1	...	2	...	...	...	...	...	3	...	2	...
Sattara	173	...	...	...	...	...	...	...	...	...	...	...	...	...	...	...	...
Belgaum	1,097	...	...	...	...	...	...	...	...	...	...	...	...	...	...	...	...
Secunderabad	2,468	...	...	...	...	...	...	...	...	...	...	...	...	...	...	...	...
Kamptee	1,049	...	...	...	...	...	...	...	...	...	...	...	...	...	...	...	...
	8,022	...	...	...	...	1	...	2	...	...	...	...	...	3	4	2	25
Bellary	916	...	...	...	...	...	...	...	...	...	...	...	...	...	...	...	...
Bangalore	1,778	...	...	...	...	...	...	...	...	...	...	...	...	...	...	...	...
Cannanore	600	...	...	...	...	...	...	...	...	...	...	...	...	...	...	...	...
Mallapooram	98	...	...	...	...	...	...	...	...	...	...	...	...	...	...	...	...
Calicut	90	...	...	...	...	...	...	...	...	...	...	...	...	...	...	...	...
Trichinopoly	237	...	...	...	...	...	...	...	...	...	...	...	...	...	...	...	...
St. Thomas' Mount	354	...	...	...	...	...	...	...	...	...	...	...	...	...	...	...	...
Madras	646	...	...	...	...	...	...	...	...	...	...	...	...	...	...	...	...
	4,748	...	...	...	...	...	...	...	...	...	...	...	...	...	...	...	...
Rangoon	885	...	...	...	...	...	...	...	...	...	...	...	...	...	...	...	...
Tamboo	439	...	...	...	...	...	...	...	...	...	...	...	...	...	...	...	...
Thayetmro	692	...	...	...	1	...	...	...	...	...	...	...	...	1	...	1	...
Port Blair	16	...	...	...	...	...	...	...	...	...	...	...	...	...	...	...	...
	2,113	...	...	...	1	...	...	...	...	...	...	...	...	1	5	1	47
Taraghur, Ajmere (6 months)	72	...	...	...	...	...	...	...	...	...	...	...	...	...	...	...	...
Mount Abo	107	...	...	...	...	...	...	...	...	...	...	...	...	...	...	...	...
Poorundhur	89	...	...	...	...	...	...	...	...	...	...	...	...	...	...	...	...
Puchmuree (Madras Troops, 8 months)	119	...	...	...	...	...	...	...	...	...	...	...	...	...	...	...	...
Ramandroog	49	...	...	...	...	...	...	...	...	...	...	...	...	...	...	...	...
Wellington	402	...	...	...	...	...	...	...	...	...	...	...	...	...	...	...	...
As for 12 Months	880	...	...	...	...	...	...	...	...	...	...	...	...	...	...	...	...

ARMIES.	Average Strength.	NUMBER OF ADMISSIONS INTO HOSPITAL IN EACH MONTH.												Total Admissions of the Year.	Admission-rate per 1,000 of Strength.	Number of Deaths.	Death-rate per 1,000 of Strength.
		Jan.	Feb.	Mar.	April.	May.	June.	July.	Aug.	Sept.	Oct.	Nov.	Dec.				
ARMY OF BENGAL	37,378	...	...	2	...	1	2	2	...	1	...	...	...	8	2	8	21
ARMY OF MADRAS	11,561	...	...	...	1	...	...	...	...	...	...	...	...	1	1	1	30
ARMY OF BOMBAY	10,529	...	...	...	...	1	...	2	...	...	...	...	...	3	3	2	10
ARMY OF INDIA	59,398	...	...	2	1	2	2	4	...	1	...	...	...	12	2	11	18



# EUROPEAN TROOPS, 1874.

## XXIV.

TABLE showing the PREVALENCE of ENTERIC FEVER and the DISTRIBUTION of the DISEASE by STATIONS and PROVINCES.

STATIONS.	Average Strength for the period of occupation.	NUMBER OF ADMISSIONS INTO HOSPITAL IN EACH MONTH.												Total Admissions of the Year.	Admission-rate per 1,000 of Strength.	Number of Deaths.	Death-rate per 1,000 of Strength.
		Jan.	Feb.	Mar.	April.	May.	June.	July.	Aug.	Sept.	Oct.	Nov.	Dec.				
Doolahé Dépôt (Bengal Troops)	...	...	...	...	...	...	...	...	...	...	...	...	...	...	...	...	...
Poona and Bombay Depôts (Bengal Troops)	...	...	...	...	...	...	...	...	...	...	...	...	...	...	...	...	...
Troops marching, Bengal and North-Western Provinces	...	...	3	...	...	...	...	...	...	...	...	...	...	3	...	1	...
Recruits, Invalids, &c.	...	...	...	...	...	...	...	...	...	...	...	...	...	...	...	...	...
Fort William	954	...	...	...	...	...	...	...	1	...	...	...	...	1	...	...	...
Dum-Dum	619	...	...	...	...	...	...	...	...	...	...	...	...	2	...	2	...
Barrackpore	434	...	...	...	1	1	...	2	...	2	...	...	1	7	...	4	...
	2,007	...	...	...	1	1	...	2	1	4	...	...	1	10	5.0	6	2.99
Hazribagh (11 months)	878	...	1	1	4	...	6	10	8	4	1	...	...	35	...	18	...
Dinapore	929	1	...	3	2	3	...	...	...	...	...	...	...	9	...	6	...
Benares	478	...	...	...	...	...	...	...	2	1	...	...	...	3	...	1	...
Cumhar	68	...	...	...	...	...	...	...	...	...	...	...	...	...	...	...	...
Fyzabad	982	5	1	...	1	...	...	...	...	2	...	...	1	10	...	1	...
Lucknow	2,429	...	...	...	3	3	...	1	1	8	2	...	1	19	...	9	...
Sitapur	631	...	...	...	...	...	...	...	...	...	...	...	...	...	...	...	...
Fatehgarh	279	...	...	...	...	...	...	...	...	...	...	...	...	...	...	...	...
Cawnpore (10 months)	1,018	...	...	...	...	...	...	...	...	2	2	...	...	4	...	3	...
Allahabad	1,030	...	...	...	...	...	...	...	...	1	...	...	1	2	...	1	...
	8,540	6	2	4	10	6	6	11	11	18	5	...	3	82	9.6	39	4.57
Shikharjāpur (3 months)	169	...	...	...	...	...	...	...	...	...	...	...	...	...	...	...	...
Bareilly	850	...	...	...	...	...	...	...	...	...	...	...	...	...	...	...	...
Moradabad	200	...	...	...	...	...	...	...	...	...	...	...	...	...	...	...	...
Roorkee	360	...	...	...	...	...	...	...	...	...	...	...	...	...	...	...	...
Meerut	1,400	2	...	1	2	2	1	2	...	4	...	...	8	22	...	4	...
Delhi	534	...	...	...	...	...	...	...	...	...	...	...	...	...	...	...	...
Muttra	457	...	...	...	...	...	...	...	...	...	...	...	...	...	...	...	...
	3,933	2	...	1	2	2	1	2	...	4	...	...	8	23	5.6	4	1.02
Agra	1,027	1	...	...	...	...	...	...	...	...	...	...	...	1	...	...	...
Morar	1,087	...	...	...	...	...	...	...	...	...	...	...	...	...	...	...	...
Gwalior Fortress	371	...	...	...	...	...	...	...	...	...	...	...	...	...	...	...	...
Jhānsi	402	...	...	1	1	2	2	...	...	...	...	...	...	6	...	2	...
Nowroong	310	...	...	...	...	...	...	...	...	...	...	...	...	4	...	2	...
Saugor	369	...	...	...	...	...	...	...	...	...	4	5	1	19	...	4	...
Jubbulpore	530	...	...	...	...	...	...	...	...	...	...	...	...	...	...	...	...
	4,096	1	...	1	5	2	2	...	...	...	4	5	1	21	5.1	8	1.95
Umballa	1,480	...	1	...	...	1	...	1	3	...	...	1	...	7	...	2	...
Jullundur	830	...	...	...	...	...	...	...	...	...	...	...	...	...	...	...	...
Ferozepore	1,034	...	...	...	...	...	...	...	1	...	...	...	...	1	...	...	...
Mooltan	889	...	...	...	...	...	...	...	...	...	...	...	...	...	...	...	...
Dera Ismael Khan	98	...	...	...	...	...	...	...	...	...	...	...	...	...	...	...	...
Sialkot	903	...	...	...	...	...	...	...	...	...	...	...	...	...	...	...	...
Amritsar and Govindgarh	284	...	...	...	...	...	...	...	...	...	...	...	...	...	...	...	...
Fort Lahore	110	...	...	...	...	...	...	...	...	...	...	...	...	...	...	...	...
Meeran Meer	736	...	...	...	...	1	...	...	...	...	...	...	...	1	...	1	...
Bawal Pindi	1,674	...	...	...	1	...	2	...	1	...	...	...	...	4	...	3	...
Campbellpore	166	...	...	...	...	...	...	...	...	...	...	...	...	...	...	...	...
Attock	160	...	...	...	...	...	2	...	...	1	...	...	...	3	...	3	...
Nowshera	448	...	...	...	...	...	...	...	...	...	...	...	...	...	...	...	...
Cherat (6 months)	767	...	...	...	...	...	...	...	...	...	...	...	...	...	...	...	...
Peshawar	1,650	...	...	...	...	2	4	4	1	...	1	...	1	13	...	4	...
Troops marching, Punjab	...	...	...	...	...	...	...	...	...	...	...	...	...	...	...	...	...
Recruits, Invalids, &c., Punjab	...	...	...	...	...	...	...	...	...	...	...	...	...	...	...	...	...
	11,587	...	1	...	1	4	8	5	6	1	1	1	1	29	2.5	13	1.12
Darjeeling (11 months)	83	...	...	...	...	...	...	...	...	...	...	...	...	...	...	...	...
Ranikhet	797	...	...	...	...	...	...	2	2	...	...	...	...	4	...	2	...
Chakrata	733	...	...	...	...	...	...	...	...	...	...	...	...	...	...	...	...
Dagshai (11 months)	969	...	...	...	...	...	...	...	...	...	...	...	...	...	...	...	...
Solan (7 months)	304	...	...	...	...	...	...	...	...	...	...	...	...	...	...	...	...
Subathu (11 months)	827	...	...	...	...	...	...	...	...	...	...	...	...	...	...	...	...
Jutogh	94	...	...	...	...	...	...	...	...	...	...	...	...	...	...	...	...
Kangra	40	...	...	...	...	...	...	...	...	...	...	...	...	...	...	...	...
Dharmshala (9 months)	132	...	...	...	...	1	...	...	...	...	...	...	...	1	...	...	...
Dalhousie (7 months)	121	...	...	...	...	...	...	...	...	...	...	...	...	...	...	...	...
Murree (10 months)	894	...	...	...	...	1	1	...	...	...	...	...	...	2	...	1	...
As for 12 MONTHS	4,511	...	...	...	...	2	1	2	2	...	...	...	...	7	1.6	3	.66
Darjeeling Dépôt (9 months)	211	...	...	...	...	...	...	...	...	...	...	...	...	...	...	...	...
Naini Tal (9 months)	520	...	...	...	1	...	...	...	...	...	...	...	...	1	...	...	...
Landour (9 months)	269	...	...	...	...	...	...	...	...	...	1	...	...	1	...	1	...
Kasauli (8 months)	532	...	...	...	...	1	...	...	...	...	...	...	...	1	...	...	...
Dalhousie (8 months)	346	...	...	...	...	...	...	...	...	...	...	...	...	...	...	...	...
Murree (8 months)	449	...	...	...	...	...	...	...	...	...	...	...	...	...	...	...	...
FOR SEASON OF OCCUPATION	2,157	...	...	...	1	1	...	...	...	...	1	...	...	3	1.4	1	.46
BENGAL PRESIDENCY	37,378	9	6	6	20	18	18	22	20	27	11	6	14	177	4.7	75	2.01



STATIONS.	Average Strength for the period of occupation.	NUMBER OF ADMISSIONS INTO HOSPITAL IN EACH MONTH.												Total Admissions of the Year.	Admission-rate per 1,000 of Strength.	Number of Deaths.	Death-rate per 1,000 of Strength.
		Jan.	Feb.	Mar.	Apr.	May.	June.	July.	Aug.	Sept.	Oct.	Nov.	Dec.				
Troops marching, Bombay Presidency																	
Deolade Depot (Bombay Troops)																	
Khandala "																	
Colaba "	35																
Troops marching, Madras Presidency																	
Poonamallee and Presidency Depôts	195																
Deolade Depot, (Madras Troops)																	
Poona and Bombay Depôts, (Madras Troops)																	
Nasrabad	613				1	1				1				3		3	
Nemuch	490								1					1			
Indore	97																
Mhow	1,491			2					4	2	1	2		11		5	
Dera	709																
Ahmedabad and Baroda	300	1					1				1			3		2	
Karrachee and Ghisree	771			3				1	1	2				7		2	
Hydrabad	428															1	
Aden	712																
	5,951	1		5	1	1	1	1	6	5	2	2		25	46	13	2'38
Bombay	443												1	1			
Asserghur	101																
Ahmednagar	549																
Poona and Kirkee	2,332								4	2				6		1	
Battara	171																
Bégaum	1,697																
Secunderabad	2,464								1	1			1	3		2	
Kamptee	1,049								3	1				4		1	
	8,022								8	4			2	14	17	4	50
Bellary	916																
Bangalore	1,778		3	3	4	2		3		2				17		3	
Cannanore	600							1		1	1			3			
Mallapooram	98																
Calicut	99																
Trichinopoly	257			1										1			
St. Thomas' Mount	354																
Madras	616											1		1		1	
	4,718		2	4	4	2		4		3	1	1		22	46	6	1'27
Rangoon	885																
Tongoo	430																
Tharretso	692							2				1	1	4		2	
Port Blair	106																
	2,113						2					1	1	4	19	2	95
Taraghar, Ajmere (6 months)	72																
Mount Abo	177																
Poorundhar	89																
Pachmuree (Madras Troops, 8 months)	149																
Ramandroog	49																
Wellington	492						1							1		1	
AS FOR 12 MONTHS	990						1							1	11	1	1'14

ARMIES.	Average Strength.	NUMBER OF ADMISSIONS INTO HOSPITAL IN EACH MONTH.												Total Admissions of the Year.	Admission-rate per 1,000 of Strength.	Number of Deaths.	Death-rate per 1,000 of Strength.
		Jan.	Feb.	Mar.	Apr.	May.	June.	July.	Aug.	Sept.	Oct.	Nov.	Dec.				
ARMY OF BENGAL	37,278	9	6	6	20	18	18	22	20	27	11	6	14	177	47	75	2'01
ARMY OF MADRAS	11,591		3	4	4	2	1	6	4	5	1	2	2	34	3'0	12	1'04
ARMY OF BOMBAY	10,529	1		5	1	1	1	1	10	7	2	2	1	31	3'0	14	1'33
ARMY OF INDIA	59,398	10	9	15	25	21	20	29	34	39	14	10	17	241	4'1	101	1'70



# EUROPEAN TROOPS, 1874.

## XXV.

TABLE showing the PREVALENCE of FEVER in each MONTH and the DISTRIBUTION of FEVERS by STATIONS and PROVINCES.

(Excluding Enteric Fever, which is shown separately in Table XXIV.)

STATIONS.	Average Strength for the period of occupation.	NUMBER OF ADMISSIONS INTO HOSPITAL IN EACH MONTH.												Total Admissions of the Year.	Admission-rate per 1,000 of Strength.	Number of Deaths.	Death-rate per 1,000 of Strength.
		Jan.	Feb.	Mar.	April.	May.	June.	July.	Aug.	Sept.	Oct.	Nov.	Dec.				
Doolah Depôt (Bengal Troops)	...	...	1	4	2	...	1	2	3	3	...	2	10	28	...	...	...
Poona and Bombay Depôts (Bengal Troops)	...	...	...	...	...	...	...	...	...	...	...	...	...	...	...	...	...
Troops marching, Bengal and N. W. P.	...	36	14	9	...	...	...	...	...	...	3	15	36	111	...	2	...
Recruits, Invalids, &c., Bengal and N. W. P.	...	...	...	1	...	...	...	...	...	...	...	...	...	1	...	...	...
Fort William	954	5	8	7	9	6	25	57	25	23	5	6	12	188	...	...	...
Dum-Dum	619	11	6	7	12	3	5	24	29	21	11	5	9	142	...	...	...
Barackpore	434	5	1	24	15	26	182	52	22	45	9	16	10	405	...	...	...
	2,007	21	15	38	34	35	212	182	76	89	25	27	31	735	366.1	...	...
Haziribagh (11 months)	878	5	8	16	18	17	10	23	29	43	21	13	3	197	...	...	...
Dinapore	929	2	15	94	164	115	82	96	47	35	40	63	28	781	...	2	...
Benares	478	4	7	12	16	15	28	17	17	26	12	7	8	167	...	1	...
Chunar	68	6	7	4	2	4	5	1	1	1	3	5	2	41	...	...	...
Fyzabad	982	4	7	18	27	16	18	41	14	22	7	10	12	196	...	...	...
Lucknow	2,429	9	28	101	79	74	54	91	100	102	39	36	23	736	...	1	...
Sitapur	631	9	4	16	25	25	8	23	14	26	13	6	6	175	...	1	...
Fatehgarh	279	4	4	3	5	8	4	8	11	19	10	7	18	101	...	1	...
Cannore (10 months)	1,018	1	12	11	24	29	28	24	24	43	37	9	11	233	...	3	...
Allahabad	1,030	21	14	26	26	22	19	35	34	79	32	31	46	605	...	1	...
	8,540	65	106	301	386	323	256	339	282	396	234	187	157	3,052	357.4	10	1.17
Shahjahanpur (3 months)	169	1	1	...	...	...	...	...	...	...	...	...	...	2	...	...	...
Bareilly	850	15	1	15	26	24	27	26	39	24	5	3	6	292	...	...	...
Moradabad	290	...	...	2	2	5	5	7	5	8	2	...	3	39	...	...	...
Roorkee	360	3	3	14	12	10	8	24	37	41	16	6	2	176	...	...	...
Meerut	1,490	27	45	46	62	105	96	200	384	522	397	209	173	2,177	...	1	...
Delhi	534	17	16	12	17	38	54	81	131	184	76	49	17	685	...	...	...
Muttra	457	2	2	1	9	11	18	19	29	11	18	17	6	134	...	1	...
	3,933	65	68	90	128	193	208	357	619	790	424	206	207	3,415	868.3	2	.51
Agra	1,927	31	35	38	32	28	28	63	84	102	60	38	36	575	...	1	...
Morar	1,087	14	16	13	12	14	18	49	78	101	94	53	30	488	...	...	...
Gwalior Fortress	371	2	1	3	5	1	1	6	10	30	13	8	7	87	...	1	...
Jhansi	402	5	9	10	9	11	9	20	192	135	102	52	64	664	...	...	...
Nagpore	310	1	1	13	21	11	14	14	31	65	75	54	28	378	...	1	...
Saugor	369	10	6	14	21	14	11	39	80	97	87	47	25	451	...	...	...
Jubbulpore	539	8	6	10	4	6	5	14	18	44	34	17	11	177	...	2	...
	4,006	70	74	101	104	85	74	194	323	541	496	319	189	2,570	627.4	5	1.22
Umballa	1,480	26	27	32	35	56	66	79	159	171	160	42	34	818	...	...	...
Jullundur	839	32	19	18	13	32	68	47	35	56	10	24	26	369	...	...	...
Ferozepore	1,034	7	8	15	35	61	37	87	75	39	23	9	15	491	...	9	...
Mooltan	869	38	23	22	13	6	11	30	47	106	64	41	35	434	...	4	...
Dera Ismael Khan	98	2	1	1	2	4	7	16	13	45	54	36	11	191	...	...	...
Sialkot	903	62	22	30	26	59	47	49	26	41	18	4	42	426	...	2	...
Amritsar and Govindgarh	284	5	4	2	2	13	18	31	72	86	45	25	36	339	...	...	...
Troop Lahore	110	14	7	6	7	12	13	15	16	10	3	...	3	106	...	...	...
Meeran Meer	736	119	104	102	36	32	46	63	72	41	56	78	40	824	...	...	...
Rawal Pindi	1,674	26	19	10	50	71	106	79	63	36	28	32	32	552	...	...	...
Campbellpore	166	...	2	...	1	4	4	11	4	4	5	7	4	41	...	...	...
Attok	160	5	6	3	9	20	22	33	31	48	43	29	38	287	...	...	...
Nowsheera	448	...	2	39	44	27	41	49	52	56	93	89	41	533	...	...	...
Cherat (6 months)	767	...	...	...	...	30	17	10	18	24	5	...	...	104	...	...	...
Peshawar	1,650	82	57	27	74	375	397	255	125	317	616	822	434	3,494	...	3	...
Troops marching, Punjab	...	31	29	...	2	...	...	...	...	...	...	14	14	84	...	...	...
Recruits, Invalids, &c., Punjab	...	...	...	...	...	...	...	...	...	...	...	7	...	7	...	...	...
	11,587	492	321	307	349	792	810	854	789	1,066	1,166	1,249	803	9,002	776.9	15	1.55
Darjeeling (11 months)	83	...	3	9	5	6	2	2	3	...	...	...	1	31	...	...	...
Ranikhet	797	4	2	7	6	11	12	15	14	21	11	7	2	112	...	1	...
Chakrata	733	4	...	1	10	11	13	10	4	13	4	5	3	78	...	...	...
Dagshai (11 months)	969	6	5	4	15	24	31	39	14	15	10	8	3	174	...	...	...
Solon (7 months)	394	...	...	...	19	37	47	48	19	10	4	3	...	178	...	1	...
Subathu (11 months)	827	5	7	8	14	18	21	9	8	13	5	4	...	112	...	...	...
Jutogh	94	...	...	3	3	2	1	...	...	...	...	...	...	9	...	...	...
Kangra	49	...	...	...	...	...	...	4	1	4	3	7	3	22	...	...	...
Dharmasala (9 months)	122	...	...	...	8	5	4	6	4	6	5	6	3	47	...	...	...
Dalhousie (7 months)	121	...	...	...	6	2	1	3	2	6	...	...	...	29	...	...	...
Murree (10 months)	894	3	6	1	4	9	29	13	12	11	6	1	...	95	...	1	...
AS FOR 12 MONTHS	4,511	22	23	33	90	125	161	149	72	99	48	41	15	878	194.7	3	.66
Darjeeling Depôt (9 months)	211	...	...	...	9	9	6	15	4	5	2	...	...	59	...	...	...
Naini Tal (9 months)	320	1	...	...	17	21	8	5	2	7	1	6	2	70	...	...	...
Landour (9 months)	209	...	...	...	13	9	5	5	3	8	4	2	2	51	...	...	...
Kasauli (8 months)	532	...	...	...	17	34	27	29	33	18	4	1	2	165	...	...	...
Dalhousie (8 months)	346	1	1	...	26	15	17	14	8	9	3	5	...	97	...	1	...
Murree (8 months)	440	...	1	...	7	69	79	67	69	43	33	12	2	382	...	...	...
FOR SEASON OF OCCUPATION	2,157	2	2	...	89	155	142	135	119	90	47	26	8	815	369.2	1	.46
BENGAL PRESIDENCY	77,278	773	624	884	1,182	1,708	1,861	2,182	2,290	3,068	2,443	2,150	1,456	20,607	352.8	41	1.10



STATIONS.	Average Strength for the period of occupation.	NUMBER OF ADMISSIONS INTO HOSPITAL IN EACH MONTH.												Total Admissions of the Year.	Admission-rate per 1,000 of Strength.	Number of Deaths.	Death-rate per 1,000 of Strength.
		Jan.	Feb.	Mar.	April.	May.	June.	July.	Aug.	Sept.	Oct.	Nov.	Dec.				
Troops marching, (Bombay Presidency)	...	...	...	...	...	...	...	...	...	...	...	13	3	16	...	...	...
Deolalee Depôt, (Bombay Troops)	...	...	1	3	10	8	12	10	11	4	8	2	7	76	...	1	...
Khandala "	...	...	...	...	...	1	...	...	...	...	...	...	...	1	...	...	...
Colaba "	35	1	2	3	2	...	...	...	...	...	...	...	2	10	...	...	...
Troops marching, (Madras Presidency)	...	13	7	...	...	...	...	...	...	...	...	...	...	24	...	...	...
Poonamallee and Presidency Depôts	195	...	2	...	3	1	16	6	...	...	6	1	3	38	...	...	...
Deolalee Depôt (Madras Troops)	...	...	...	...	...	...	...	1	...	...	1	...	1	3	...	...	...
Poona and Bombay Depôts (Madras Troops)	...	...	...	...	...	...	...	...	...	...	...	...	...	...	...	...	...
Nasrerahad	413	2	6	7	11	8	19	15	15	25	16	...	1	125	...	...	...
Nermuch	409	19	13	12	4	7	9	20	41	11	116	55	53	463	...	2	...
Indore	57	3	3	70	7	3	4	0	9	10	4	5	1	69	...	...	...
Mhow	1,491	33	21	31	30	41	56	103	93	151	102	45	36	748	...	1	...
Dacca (10 months)	509	31	12	10	2	1	11	20	5	33	70	29	11	235	...	1	...
Ahmedabad and Baroda	300	16	5	7	8	8	10	24	18	37	48	16	17	211	...	...	...
Karnachee and Ghizee	174	10	11	17	16	6	16	10	15	20	16	12	12	161	...	...	...
Hyderabad	428	4	1	1	3	4	3	...	11	29	45	102	58	261	...	...	...
Aden	742	39	13	23	10	20	19	33	18	11	6	4	8	203	...	...	...
	5,464	167	85	119	88	98	147	235	230	431	422	268	197	2,476	453.1	4	73
Bombay	443	16	8	7	9	6	8	15	16	76	88	35	34	318	...	2	...
Aden	101	6	...	1	1	...	1	...	11	10	10	12	1	53	...	1	...
Ahmednuggur	549	12	12	9	7	10	12	16	10	8	7	4	9	116	...	...	...
Poona and Kirkee	2,262	45	42	275	120	48	50	79	76	124	125	80	55	1,119	...	...	...
Sattara	173	3	2	1	2	4	1	5	5	9	3	8	3	46	...	...	...
Belgaum	1,057	24	31	20	11	12	20	30	21	22	13	22	6	232	...	...	...
Secunderabad	2,468	53	35	33	27	29	19	28	21	24	32	34	27	362	...	1	...
Kamptee	1,039	51	55	25	16	17	36	52	36	90	34	20	49	481	...	...	...
	8,022	210	185	371	193	126	147	225	196	363	312	215	184	2,727	339.9	4	59
Bellary	916	5	1	9	8	4	8	18	13	25	15	62	42	210	...	1	...
Bangalore	1,578	6	10	37	15	11	10	13	14	20	15	13	23	190	...	...	...
Cannanore	600	3	9	11	10	2	9	16	17	16	14	5	17	129	...	...	...
Mallapoerum	98	...	...	...	1	...	...	1	...	...	...	...	...	2	...	...	...
Calicut	59	...	...	...	...	...	...	1	...	...	2	...	2	6	...	...	...
Trichinopoly	257	...	1	17	45	8	12	9	1	3	...	1	1	98	...	...	...
St. Thomas' Mount	354	7	3	19	26	7	4	7	5	6	3	2	1	160	...	...	...
Madras	646	1	6	6	9	7	13	31	10	7	3	10	9	111	...	...	...
	4,748	21	29	90	128	39	50	96	60	78	52	93	95	846	178.2	1	21
Rangoon	885	1	...	5	4	3	5	1	5	3	1	2	15	45	...	...	...
Toungoo	430	3	2	1	2	2	2	1	2	...	3	2	1	21	...	...	...
Thayetmyo	692	...	1	8	6	6	6	11	14	21	37	37	32	178	...	...	...
Port Blair	106	...	...	...	...	...	1	...	1	...	1	...	...	3	...	...	...
	2,113	4	3	14	12	10	14	13	22	24	42	41	48	247	116.8	...	...
Tazighur, Ajmere (6 months)	72	...	...	...	...	2	3	6	8	13	13	...	...	45	...	...	...
Mount Abu	167	...	4	4	6	4	12	10	9	7	12	11	12	91	...	...	...
Poorundhur	89	...	...	10	3	1	1	...	...	...	5	3	1	24	...	...	...
Pachmurree, (Madras Troops, 8 months)	189	...	...	...	4	2	9	9	18	8	10	10	...	70	...	...	...
Ramandroog	49	...	...	...	2	4	...	...	...	1	2	6	...	15	...	...	...
Wellington	492	4	3	7	8	9	11	11	4	3	3	4	3	70	...	...	...
As for 12 Months	880	4	7	21	23	22	30	36	29	32	45	44	36	315	358.0	...	...

ARMIES.	Average Strength.	NUMBER OF ADMISSIONS INTO HOSPITAL IN EACH MONTH.												Total Admissions of the Year.	Admission-rate per 1,000 of Strength.	Number of Deaths.	Death-rate per 1,000 of Strength.
		Jan.	Feb.	Mar.	April.	May.	June.	July.	Aug.	Sept.	Oct.	Nov.	Dec.				
ARMY OF BENGAL	37,278	773	624	884	1,182	1,708	1,864	2,182	2,293	3,668	2,443	2,130	1,456	20,607	552.8	41	1.10
ARMY OF MADRAS	11,591	146	134	178	260	111	161	215	182	228	182	269	226	2,152	187.1	2	.17
ARMY OF BOMBAY	10,529	264	187	452	259	194	267	406	397	703	706	458	330	4,623	439.1	8	.76
ARMY OF INDIA	59,398	1,183	945	1,514	1,641	2,013	2,292	2,803	2,852	3,999	3,331	2,797	2,012	27,382	461.7	51	.86



# EUROPEAN TROOPS, 1874.

## XXVI.

TABLE showing the PREVALENCE of APOPLEXY and SUNSTROKE in each MONTH, and the DISTRIBUTION of these DISEASES by STATIONS and PROVINCES.

STATIONS.	Average Strength for the period of occupation.	NUMBER OF ADMISSIONS INTO HOSPITAL IN EACH MONTH.												Total Admissions of the Year.	Admission-rate per 1,000 of Strength.	Number of Deaths.	Death-rate per 1,000 of Strength.
		Jan.	Feb.	Mar.	April.	May.	June.	July.	Aug.	Sept.	Oct.	Nov.	Dec.				
Deolalee Depot (Bengal Troops)	...	...	...	3	...	...	...	...	...	...	...	...	...	3	...	...	...
Poona and Bombay Depôts (Bengal Troops)	...	...	...	...	...	...	...	...	...	...	...	...	...	...	...	...	...
Troops marching, Bengal and N. W. P.	...	...	...	...	...	...	...	...	...	...	...	...	...	...	...	...	...
Recruits, Invalids, &c.	...	...	...	...	...	...	...	...	...	...	...	...	...	...	...	...	...
Fort William	954	...	...	...	...	...	...	1	...	...	...	...	...	1	...	1	...
Dum-Dum	619	...	...	...	...	...	...	...	...	...	...	...	...	...	...	...	...
Barackpore	434	...	...	...	1	1	1	...	...	...	...	...	...	3	...	3	...
	2,007	...	...	...	1	1	1	1	...	...	...	...	...	4	20	4	1.99
Haziribagh (11 months)	878	...	...	...	...	...	...	...	...	...	...	...	...	...	...	...	...
Dinapore	929	...	...	...	...	3	...	...	...	...	...	...	...	3	...	2	...
Benares	478	...	...	...	...	...	2	2	...	...	...	...	...	4	...	1	...
Chunar	68	...	...	...	1	...	1	...	...	...	...	...	...	2	...	...	...
Pyzabad	982	...	...	...	...	...	...	...	...	...	...	...	...	...	...	...	...
Lucknow	2,429	...	...	...	...	1	...	...	...	1	1	...	...	3	...	...	...
Sitapur	631	...	...	...	...	...	...	...	...	...	...	...	...	...	...	...	...
Fatehgarh	279	...	...	...	...	...	...	...	...	...	...	...	...	...	...	...	...
Cannore (10 months)	1,018	...	...	...	...	1	2	1	...	...	...	...	...	4	...	3	...
Allahabad	1,000	...	...	1	1	1	2	1	...	...	...	...	...	6	...	3	...
	8,540	...	...	1	2	6	7	4	...	1	1	...	...	22	26	9	1.06
Shikharanpur (3 months)	169	...	...	...	...	...	...	...	...	...	...	...	...	...	...	...	...
Bareilly	850	...	...	...	...	...	...	...	...	...	...	...	1	2	...	...	...
Meerut	200	...	...	...	...	...	...	...	...	...	...	...	...	...	...	...	...
Roorkhee	360	...	...	...	...	...	...	...	...	...	...	...	...	...	...	1	...
Meerut	1,000	...	...	...	1	1	1	1	...	3	...	1	1	9	...	4	...
Dehli	534	...	...	...	...	...	...	...	...	1	...	...	...	3	...	2	...
Muttra	457	...	...	...	...	...	...	...	...	...	...	...	...	...	...	...	...
	3,693	...	...	...	1	1	2	2	...	4	...	2	2	14	3.6	7	1.78
Agra	1,027	...	...	...	...	...	...	2	...	...	...	...	...	2	...	1	...
Morar	1,087	...	...	...	...	1	...	...	...	...	...	...	...	1	...	...	...
Gwalior Fortress	371	...	...	...	...	2	1	1	...	...	...	...	...	4	...	1	...
Jhansi	462	...	...	...	...	1	...	...	...	...	...	...	...	2	...	...	...
Nowroong	310	...	...	...	...	...	...	...	...	...	...	...	...	...	...	...	...
Saugor	369	...	...	...	...	...	...	...	...	...	...	...	...	...	...	...	...
Jubbulpore	533	...	...	1	...	...	...	...	...	1	...	...	...	2	...	...	...
	4,096	...	...	1	...	4	1	4	...	1	...	...	...	11	2.7	2	.49
Umballa	1,480	1	1	...	...	1	2	...	1	...	...	...	...	6	...	2	...
Jullundur	839	...	...	...	...	...	...	...	...	...	...	...	...	...	...	...	...
Ferozepore	1,034	...	...	...	...	1	1	...	...	...	...	...	...	2	...	1	...
Mooltan	869	...	...	...	...	...	...	5	1	...	...	...	...	6	...	2	...
Dera Ismael Khan	98	...	...	...	...	...	...	1	...	...	...	...	...	1	...	...	...
Shikot	663	...	...	...	...	...	...	...	...	...	...	...	...	...	...	...	...
Amritsar and Govindgarh	284	...	...	...	...	...	...	...	...	...	...	...	...	...	...	...	...
Fort Lahore	110	...	...	...	...	...	...	2	...	...	...	...	...	2	...	...	...
Meerut Meer	736	...	...	...	...	3	2	1	1	...	...	...	...	7	...	3	...
Rawal Pindi	1,674	...	...	2	3	1	...	...	...	...	...	...	...	6	...	...	...
Campbellpore	166	...	...	...	...	...	...	...	...	...	...	...	...	...	...	...	...
Attock	160	...	...	...	...	...	...	1	...	...	...	...	...	1	...	1	...
Nowshera	448	...	...	...	...	...	...	...	...	...	...	...	...	...	...	...	...
Cherat (6 months)	767	...	...	...	...	...	...	...	...	...	...	...	...	...	...	...	...
Peshawur	1,630	...	...	...	...	...	...	8	...	...	...	...	...	8	...	3	...
Troops marching, Punjab	...	...	...	...	...	...	...	...	...	...	...	...	...	...	...	...	...
Recruits, Invalids, &c., Punjab	...	...	...	...	...	...	...	...	...	...	...	...	...	...	...	...	...
	11,587	1	1	2	3	6	5	18	3	...	...	...	...	39	3.4	13	1.12
Darjeeling (10 months)	83	...	...	...	...	...	...	1	...	...	...	...	...	1	...	...	...
Ranikhet	797	...	...	...	...	...	...	...	...	...	...	...	...	...	...	...	...
Chakrata	731	...	...	...	...	...	...	...	...	...	...	...	...	...	...	...	...
Dagshai (11 months)	969	...	...	...	...	...	...	...	...	...	...	...	...	...	...	...	...
Solon (7 months)	304	...	...	...	...	...	...	...	...	...	...	...	...	...	...	...	...
Subathu (11 months)	827	...	...	...	...	...	...	...	...	...	...	...	...	...	...	...	...
Jutogh	94	...	...	...	...	...	...	...	...	...	...	...	...	...	...	...	...
Kangra	49	...	...	...	...	...	...	...	...	...	...	...	...	...	...	...	...
Dharmasala (9 months)	122	...	...	...	...	...	...	...	...	...	...	...	...	...	...	...	...
Dalhousie (7 months)	121	...	...	...	...	...	...	...	...	...	...	...	...	...	...	...	...
Murree (10 months)	894	...	...	...	...	...	...	...	...	...	...	...	...	...	...	...	...
As for 12 Months	4,511	...	...	...	...	...	...	1	...	...	...	...	...	1	2	...	...
Darjeeling Depot (9 months)	211	...	...	...	...	...	...	...	...	...	...	...	...	...	...	...	...
Naini Tal (9 months)	320	...	...	...	...	...	...	...	...	...	...	...	...	...	...	...	...
Landsur (9 months)	209	...	...	...	...	...	...	...	...	...	...	...	...	...	...	...	...
Kasauli (8 months)	532	...	...	...	1	...	1	1	1	...	...	...	...	4	...	1	...
Dalhousie (8 months)	346	...	...	...	...	...	...	...	...	...	...	...	...	...	...	...	...
Murree (8 months)	440	...	...	...	...	...	...	...	...	...	...	...	...	...	...	...	...
For Season of Occupation	2,157	...	...	...	1	...	1	1	1	...	...	...	...	4	1.9	1	.46
BENGAL PRESIDENCY	37,378	1	1	7	8	18	17	31	4	6	1	2	2	68	2.6	35	.97



STATIONS.	Average Strength for the period of occupation.	NUMBER OF ADMISSIONS INTO HOSPITAL IN EACH MONTH.												Total Admissions of the Year.	Admission-rate per 1,000 of Strength.	Number of Deaths.	Death-rate per 1,000 of Strength.
		Jan.	Feb.	Mar.	Apr.	May.	June.	July.	Aug.	Sept.	Oct.	Nov.	Dec.				
Troops marching, Bombay Presidency	...	...	...	...	...	...	...	...	...	...	...	...	1	1	...	1	...
Daulat Depôt (Bombay Troops)	...	...	...	1	...	...	...	...	...	...	...	...	...	1	...	1	...
Khandala	...	...	...	...	...	...	...	...	...	...	...	...	...	...	...	...	...
Colaba	35	...	...	...	...	...	...	...	...	...	...	...	...	...	...	...	...
Troops marching, Madras Presidency	...	...	...	...	...	...	...	...	...	...	...	...	...	...	...	...	...
Poonamallee Presidency Depôts	195	...	...	...	...	1	...	...	...	...	...	...	...	1	...	1	...
Daulat Depôt (Madras Troops)	...	...	...	...	...	...	...	...	...	...	...	...	...	...	...	...	...
Poonam and Bombay Depôts (Madras Troops)	...	...	...	...	...	...	...	...	...	...	...	...	...	...	...	...	...
Nasirabad	613	...	...	...	...	...	...	...	...	...	...	...	...	...	...	...	...
Nasirabad	490	...	1	...	...	...	...	2	...	1	...	...	...	4	...	...	...
Indore	97	...	...	...	...	...	...	...	...	...	...	...	...	...	...	...	...
Mhow	1,401	...	...	...	...	...	...	...	...	...	...	...	...	...	...	...	...
Deesa	709	...	...	1	...	...	3	...	...	...	1	...	...	5	...	2	...
Ahmedabad and Baroda	390	...	...	...	...	...	1	...	...	1	...	...	...	2	...	1	...
Kurrachee and Ghazee	774	...	...	...	...	...	2	...	1	...	...	...	...	3	...	1	...
Hydrabad	428	...	...	...	...	...	3	...	...	...	1	...	...	4	...	2	...
Aden	742	...	...	...	...	...	1	...	...	1	...	...	...	2	...	2	...
	5,654	...	1	1	...	...	10	2	1	3	2	...	...	20	37	8	146
Bombay	443	...	...	...	...	...	...	...	1	...	...	...	...	1	...	1	...
Anserphur	101	...	...	...	...	...	...	...	...	...	...	...	...	...	...	...	...
Ahmednagar	549	...	...	...	...	...	...	...	...	...	...	...	...	...	...	...	...
Poonam and Kirkee	2,202	...	...	...	2	...	...	...	...	...	...	...	...	2	...	1	...
Sattara	173	...	...	...	...	...	...	...	...	...	...	...	...	...	...	...	...
Belgaum	1,637	...	...	...	...	...	...	...	...	...	...	...	...	...	...	...	...
Secunderabad	2,468	...	1	1	...	1	...	...	...	...	...	...	...	3	...	2	...
Kamptee	1,049	...	...	1	...	...	...	...	...	...	...	...	...	1	...	1	...
	8,022	...	1	2	2	1	...	...	1	...	...	...	...	7	9	5	62
Bellary	916	...	...	...	...	...	...	...	...	...	...	...	...	...	...	...	...
Bangalore	1,778	...	...	...	...	...	...	...	...	1	...	...	...	1	...	...	...
Cannanore	600	...	...	1	...	...	...	...	...	...	...	...	...	1	...	...	...
Mallapooram	98	...	...	...	...	...	...	...	...	...	...	...	...	...	...	...	...
Calicut	99	...	...	...	...	...	...	...	...	...	...	...	...	...	...	...	...
Trichinopoly	257	...	...	...	1	2	...	1	...	1	...	...	...	5	...	2	...
St. Thomas' Mount	354	...	...	...	1	...	...	...	...	...	...	...	...	1	...	...	...
Madras	646	...	...	...	...	...	1	...	...	...	...	...	...	2	...	2	...
	4,748	...	...	1	2	2	1	2	...	2	...	...	...	10	21	4	81
Rangoon	885	...	...	1	...	...	...	...	...	...	1	...	...	2	...	...	...
Tongoo	430	...	...	...	...	...	...	...	...	...	...	...	...	...	...	...	...
Thayetmyo	492	...	...	...	...	...	...	...	...	...	...	...	...	...	...	...	...
Port Blair	196	...	...	...	...	...	...	...	...	...	...	...	...	...	...	...	...
	2,113	...	...	1	...	...	...	...	...	...	1	...	...	2	9	...	...
Taraghar, Ajmere (6 months)	72	...	...	...	...	...	...	...	...	...	...	...	...	...	...	...	...
Mount Abo	107	...	...	...	...	...	...	...	...	...	...	...	...	...	...	...	...
Poorandhar	89	...	...	...	1	1	...	1	...	...	...	...	...	3	...	...	...
Pachmuree (Madras Troops, 8 months)	149	...	...	...	...	...	...	...	...	...	...	...	...	...	...	...	...
Ramandroog	49	...	...	...	...	...	...	...	...	...	...	...	...	...	...	...	...
Wellington	492	...	...	...	...	...	...	...	...	...	...	...	...	...	...	...	...
As for 12 Months	880	...	...	...	1	1	...	1	...	...	...	...	...	3	34	...	...

ARMIES.	Average Strength.	NUMBER OF ADMISSIONS INTO HOSPITAL IN EACH MONTH.												Total Admissions of the Year.	Admission-rate per 1,000 of Strength.	Number of Deaths.	Death-rate per 1,000 of Strength.
		Jan.	Feb.	Mar.	April.	May.	June.	July.	Aug.	Sept.	Oct.	Nov.	Dec.				
ARMY OF BENGAL	37,378	1	1	7	8	18	17	31	4	6	1	2	2	98	2.6	36	97
ARMY OF MADRAS	11,591	...	1	4	2	4	1	2	...	2	1	...	...	17	1.5	8	70
ARMY OF BOMBAY	10,529	...	1	2	3	1	10	3	2	3	2	...	1	28	2.7	12	1.14
ARMY OF INDIA	59,398	1	3	13	13	23	28	36	6	11	4	2	3	143	2.4	56	95

# EUROPEAN TROOPS, 1874.

## XXVII.

TABLE showing in DETAIL the CAUSES of DEATH in the ARMIES of the THREE PRESIDENCIES.

TOTAL LOSS OF THE ARMY OF INDIA BY DEATH 806. PER 1,000 OF AVERAGE STRENGTH 13.58.									
CAUSES OF DEATHS.	BENGAL.		MADRAS.		BOMBAY.		ARMY OF INDIA.		Died per 1,000 of the Average Strength.
	Deaths in Hospital.	Deaths out of Hospital.	Deaths in Hospital.	Deaths out of Hospital.	Deaths in Hospital.	Deaths out of Hospital.	Deaths in Hospital.	Deaths out of Hospital.	
Cholera	8	...	1	...	2	...	11	...	18
Smallpox	7	...	1	...	...	...	8	...	14
Pyæmia	2	...	...	...	...	...	2	...	...
Hydrophobia	2	...	...	...	...	...	2	...	...
Erysipelas	4	...	1	...	...	...	5	...	...
Enteric Fever	55	...	12	...	14	...	101	...	170
Intermittent Fevers	5	...	...	...	1	...	6	...	...
Remittent and Continued Fevers	30	...	2	...	7	...	45	...	86
Acute Rheumatism	1	...	...	...	1	...	2	...	...
Secondary Syphilis	3	...	2	...	...	...	5	...	...
Cancer, medullary of neck	...	...	1	...	...	...	1	...	...
" of pylorus	2	...	2	...	...	...	4	...	...
" abdominal and peritoneal	1	...	1	...	1	...	3	...	...
Phthisis Pulmonalis	44	...	13	...	4	...	61	...	103
Tuberculosis Mesenterica	1	...	...	...	1	...	2	...	...
Hip-joint disease	...	...	...	...	1	...	1	...	...
Scurvy	1	...	...	...	1	...	2	...	03
Diabetes	3	...	...	...	...	...	3	...	...
General Dropsy	1	...	...	...	...	...	1	...	...
Meningitis	2	...	...	...	...	...	2	...	...
Myelitis	1	...	...	...	...	...	1	...	...
Encephalitis, Abscess	1	...	...	...	...	...	1	...	...
" Softening of brain	4	...	1	...	2	...	7	...	...
" Tumour of brain	2	...	...	...	...	...	2	...	...
Epilepsy	1	...	1	...	...	...	2	...	...
Apoplexy, Heat	32	...	6	...	11	...	49	...	...
" Sanguineous	2	...	1	...	...	...	3	...	85
" Congestive	2	...	1	...	1	...	4	...	...
Pericarditis	...	...	1	...	...	...	1	...	...
Tumour of Pericardium	1	...	...	...	...	...	1	...	...
Angina pectoris	1	...	...	...	...	...	1	...	...
Embolism	...	...	1	...	...	...	1	...	...
Valve Disease of Heart	13	...	6	...	3	...	22	...	...
Hypertrophy	4	...	1	...	...	...	5	...	...
Fatty Heart	7	...	1	...	...	...	8	...	125
Rupture of Heart	1	...	...	...	...	...	1	...	...
Aortic Aneurism	26	...	4	...	8	...	38	...	...
Aneurism of Cerebral Artery	1	...	...	...	...	...	1	...	...
Bronchitis	1	...	...	...	...	...	1	...	...
Pneumonia	17	...	4	...	5	...	26	...	52
Gangrene of Lung	...	...	1	...	1	...	1	...	...
Pleurisy	2	...	1	...	...	...	3	...	...
Enteritis	1	...	...	...	...	...	1	...	...
Peritonitis	7	...	1	...	4	...	12	...	...
Iliac Abscess	...	...	1	...	...	...	1	...	...
Ileus	...	...	...	...	1	...	1	...	...
Hernia	1	...	...	...	...	...	1	...	...
Dysentery	45	...	22	...	6	...	73	...	123
Diarrhoea	2	...	...	...	...	...	2	...	03
Hepatitis	72	...	38	...	18	...	128	...	216
Amylod degeneration of Liver	2	...	...	...	...	...	2	...	...
Cirrhosis	11	...	...	...	1	...	12	...	...
Ascites	1	...	...	...	...	...	1	...	...
Spleen Disease	1	...	...	...	...	...	1	...	01
Nephritis	7	...	1	...	...	...	8	...	...
Abscess of Kidney	1	...	...	...	...	...	1	...	...
Stricture of Urethra	3	...	...	...	...	...	3	...	...
Caries of Skull	...	...	1	...	...	...	1	...	...
Synovitis of Knee joint	...	...	1	...	...	...	1	...	...
General Debility	...	...	...	...	1	...	1	...	01
Delirium Tremens	7	...	1	...	...	...	8	...	14
Accident	4	19	...	2	1	3	5	24	...
Drowning	...	12	...	8	...	...	...	24	...
Died while drunk	...	6	...	...	...	...	...	8	...
Suffocated while drunk	...	3	...	1	...	...	...	5	127
Murder	...	1	...	1	...	...	...	4	...
Executed	...	1	...	1	...	...	...	4	...
Suicide by Gunshot	...	15	...	2	...	...	...	19	...
" Cut Throat	...	1	...	...	...	...	...	1	...
" Hanging	...	1	...	...	...	...	...	1	...
" Poison	...	...	...	1	...	...	...	1	...
" fall from Upper Storey of Barrack	...	1	...	...	...	...	...	1	...
Cause not ascertained	1	1	...	1	...	...	1	2	...
Ratio per 1,000 for all causes not specially calculated	...	...	...	...	...	...	...	...	168
TOTAL	484	61	131	17	98	16	711	94	13.58



# EUROPEAN TROOPS, 1874.

## XXVIII.

TABLE showing in *detail* the *CAUSES* of *INVALIDING* during 1874.

All Invaliding up to the date of sailing of the last Troop-ship in the beginning of April 1874 is included. The invalids who left India in the early months of 1874 have been already shown in the Invaliding Tables of 1873.

CAUSES OF INVALIDING.	BENGAL.			MADRAS.			BOMBAY.			ARMY OF INDIA.		
	For change.	For discharge.	Per 1,000 of Strength.	For change.	For discharge.	Per 1,000 of Strength.	For change.	For discharge.	Per 1,000 of Strength.	For change.	For discharge.	Per 1,000 of Strength.
ARMY OF BENGAL—Number Invalided...	...	...	1,427	...	...	Invalided per 1,000 of Strength	...	...	...	...	...	40.39*
ARMY OF MADRAS " " " "	...	...	607	...	...	"	...	...	...	...	...	53.36*
ARMY OF BOMBAY " " " "	...	...	377	...	...	"	...	...	...	...	...	45.07*
ARMY OF INDIA " " " "	...	...	2,411	...	...	"	...	...	...	...	...	43.78*
Intermittent and Remittent Fevers	32	1	93	3	...	26	28	...	336	63	1	146
Enteric Fever	1	...	...	...	...	...	...	...	...	1	...	...
Rheumatism	74	19	263	12	8	176	16	1	203	102	28	236
Secondary Syphilis	32	14	130	28	4	281	11	1	144	71	19	193
Phthisis Pulmonalis	83	58	400	29	24	466	19	11	359	131	93	407
Hæmoptysis	2	1	...	...	...	...	...	...	...	2	1	...
Scrofula	2	1	...	1	...	...	...	...	...	3	1	...
Psoas Abscess	...	...	...	...	...	...	1	...	...	1	...	...
Hip-joint disease	1	1	...	...	...	...	...	...	...	1	1	...
Anæmia	25	4	...	2	...	...	9	...	...	36	4	...
Obesity	...	...	...	...	...	...	1	...	...	1	...	...
Goitre	1	...	...	...	...	...	...	...	...	1	...	...
General Dropsy	...	1	...	1	...	...	...	...	...	1	1	...
Lupus	1	...	...	...	...	...	...	...	...	1	...	...
Cancer	...	...	...	1	...	...	...	...	...	...	1	...
Diabetes	1	...	...	...	...	...	...	...	...	1	...	...
Meningitis	1	...	...	...	...	...	...	...	...	1	...	...
Stroke	3	...	90	1	...	90	1	...	12	5	...	90
Paralysis	...	...	...	...	...	...	...	...	...	...	...	...
" hemiplegia	2	...	...	6	1	...	...	1	...	7	2	...
" paraplegia	...	2	...	...	1	...	...	...	...	1	3	...
" local	1	1	...	1	...	...	1	...	...	2	1	...
" locomotor ataxia	...	...	...	1	1	...	...	...	...	1	1	...
" character not stated	1	3	...	1	...	...	...	...	...	2	3	...
Epilepsy	5	13	61	...	7	61	2	5	84	7	25	58
Chorea	1	...	...	...	...	...	...	...	...	...	1	...
Paralysis Agitans	...	...	...	...	...	...	...	...	...	...	...	...
Mania	2	13	...	3	2	...	...	4	...	5	19	...
Melancholia	3	6	122	2	6	202	...	...	251	5	13	158
Dementia	5	14	...	...	2	...	2	14	...	9	36	...
Neuralgia	12	1	...	...	2	...	3	...	...	17	3	...
Ophthalmia	7	...	...	1	...	...	...	...	84	8	...	...
Defective Vision	7	12	74	1	...	18	6	1	...	14	13	63
Ozæna	1	1	...	...	...	...	1	...	...	1	1	...
Otitis	1	9	...	...	...	...	...	...	...	1	9	...
Deafness	5	...	...	2	7	...	1	2	...	8	9	...
Pericarditis, after Rheumatism	1	...	...	1	...	...	...	...	...	2	...	...
Valve disease of Heart	29	42	...	5	8	...	4	4	...	37	54	...
Hypertrophy of Heart	21	11	...	8	...	...	...	1	...	29	12	...
Fatty Heart	...	1	...	...	...	...	...	...	...	...	1	...
Aneurysm, thoracic aorta	1	...	329	1	2	308	...	...	131	2	6	294
" abdominal aorta	1	4	...	7	2	...	1	1	...	9	7	...
" subclavian	2	...	...	1	...	...	...	...	...	3	...	...
" popliteal	1	...	...	1	...	...	...	...	...	2	...	...
Pulpitation	90	10	283	28	3	272	11	...	131	120	13	258
Angina pectoris	1	...	...	...	...	...	1	...	...	2	...	...
Varix	5	10	...	...	2	...	...	3	...	5	15	...
Tonsillitis	1	...	...	...	...	...	...	...	...	1	...	...
Laryngitis	2	...	...	...	...	...	...	...	...	2	...	...
Bronchitis	31	13	164	10	2	141	5	3	108	46	18	131
Asthma	2	...	...	4	...	...	...	...	...	6	...	...
Pneumonia	2	...	...	...	...	...	1	...	...	5	1	...
Pleurisy	2	1	...	...	...	...	...	...	...	2	2	...
Stomatitis	...	...	...	1	...	...	...	...	...	1	...	...
Stricture of œsophagus	...	1	...	...	...	...	...	...	...	...	1	...
Dyspepsia	15	2	...	13	1	...	4	...	...	32	3	...
Gastritis	...	...	...	1	...	...	...	...	...	1	...	...
Peritonitis, chronic	1	...	...	...	...	...	...	...	...	1	...	...
Dysentery	51	...	178	74	4	739	7	...	131	132	4	287
Diarrhoea	12	...	...	6	...	...	4	...	...	22	...	...
Spleen disease	19	2	59	1	...	99	3	...	36	23	2	45
Hepatitis	187	23	594	120	5	1049	45	5	598	352	33	690
Cirrhosis	...	...	...	1	...	...	1	...	...	3	...	...
Ascites	2	...	...	...	...	...	1	...	...	3	...	...
Bronzed skin	1	...	...	...	...	...	...	...	...	1	...	...
Fistula in ano	1	1	...	...	...	...	2	...	...	3	1	...
Hæmorrhoids	2	1	...	2	...	...	1	...	...	5	...	...
Hernia	...	3	...	...	4	...	...	...	...	...	7	...
Nephritis	2	3	...	1	...	...	3	3	...	6	6	...
Cystitis	2	1	...	...	...	...	...	...	...	2	1	...
Stricture of urethra	5	3	...	3	...	...	1	...	...	9	3	...
Perineal Fistula	...	...	...	1	...	...	...	...	...	...	1	...
Hæmaturia	1	...	...	...	...	...	...	...	...	1	...	...
Enuresis	3	1	...	...	...	...	...	...	...	3	1	...
Orchitis	...	1	...	3	...	...	...	...	...	3	1	...
Hydrocele	...	...	...	1	...	...	...	...	...	1	...	...
Varicocele	...	1	...	1	...	...	...	1	...	1	2	...
Atrophy of testes	1	...	...	...	...	...	...	...	...	1	...	...
Synovitis	1	...	...	2	1	...	...	1	...	3	8	...
Periostitis	2	2	...	1	...	...	1	1	...	4	3	...
Caries	...	1	...	...	...	...	...	...	...	...	1	...
Necrosis	...	...	65	3	1	79	1	...	60	4	1	67
Rupture of fascia and muscle	...	2	...	...	...	...	...	...	...	...	2	...
Spinal Deformity	...	...	...	...	...	...	...	...	...	...	2	...
Contraction	3	4	...	1	...	...	1	...	...	4	...	...
Bursal inflammation	1	...	...	...	...	...	...	...	...	1	...	...
Hypertrophy of leg	...	1	...	...	...	...	...	...	...	...	1	...
Corns	...	...	...	1	1	...	...	...	...	...	1	...
Skin diseases	3	1	...	1	...	...	...	...	...	4	1	...
Tumours	1	3	...	2	...	...	...	...	...	3	3	...
Abscess	2	1	25	...	...	26	1	...	24	3	1	25
Ulcer	4	2	...	2	1	...	1	...	...	7	3	...
Muscular Atrophy	...	...	...	1	...	...	...	...	...	1	...	...
General Debility	189	42	736	66	19	765	63	11	1351	348	72	836
Injuries, fracture	4	7	...	...	4	...	...	4	...	4	15	...
" dislocation	1	1	...	...	...	...	...	...	...	1	1	...
" sprain	1	...	...	...	...	...	...	...	...	1	...	...
" wounds and accidents	3	8	79	1	...	61	1	1	71	5	9	75
" amputation	...	1	...	1	1	...	...	...	...	...	2	...
" concussion of brain	2	...	...	1	...	...	...	...	...	3	...	...
Ratio per 1,000 for all causes not specially calculated	...	...	385	...	...	598	...	...	394	...	...	431
TOTAL	1,927	460	4939	472	135	5338	286	81	4507	1,795	616	4378

\* These ratios are calculated after deducting the Strength of the Corps which went to England at the close of 1874, and took with them the men who would otherwise have been invalided for change.



# EUROPEAN TROOPS, 1874.

## XXIX.

STATEMENT showing the GAIN and LOSS in STRENGTH of the REGIMENTS composing the ARMY of INDIA during 1874.

A.—GAIN AND LOSS OF THE DIFFERENT ARMS.

	Artillery.	Cavalry.	Infantry.	Army of India.
<i>Strength at the beginning of the Year.</i>				
At Head Quarters and on Detachment at the beginning of 1874 ...	11,006	3,869	41,715	56,590
Recruits from England in India on march to join ...	...	...	41	41
On Staff employment ...	16	14	34	64
In Military and other Prisons ...	38	13	270	321
Elsewhere, Sick in other Hospitals, and Men remaining at Convalescent Depôts ...	275	198	1,180	1,653
<b>Total Strength in India at the beginning of 1874</b> ...	<b>11,335</b>	<b>4,094</b>	<b>43,240</b>	<b>58,669</b>
<i>Additions during the Year.</i>				
Transfers received from other Regiments ...	817	20	107	944
Transferred from Regiments leaving India by volunteering ...	166	43	881	1,090
Recruited in India ... { New Soldiers ...	30	8	71	109
... { Time-expired men ...	2	...	...	2
Received from England, landed after 1st January ... { Recruits ...	923	138	2,279	3,340
... { Invalids recovered ...	1	9	184	194
Deserters rejoined ...	9	2	16	27
<b>Total Additions of the Year</b> ...	<b>1,948</b>	<b>220</b>	<b>3,538</b>	<b>5,706</b>
<i>Loss during the Year.</i>				
Transfers given to other Regiments ...	1,020	124	975	2,119
Time-expired Men who have left the Service ...	189	56	1,032	1,277
Men who have purchased their discharge ...	13	21	115	149
Men discharged otherwise ...	...	...	32	32
Invalided ... { For discharge ...	112	26	477	615
... { For change of climate ...	388	142	1,265	1,795
Dismissed by Sentence of Court Martial ...	24	4	60	88
Deserted ...	14	3	47	64
Died at Head Quarters and on Detachment ...	180	36	502	718
Died absent from the Regiment ... { At Convalescent Depôts ...	6	2	24	32
... { In other Hospitals ...	12	4	29	45
<b>Total Loss of the Year</b> ...	<b>1,958</b>	<b>418</b>	<b>4,558</b>	<b>6,934</b>
<b>Strength remaining towards the close of 1874</b> ...	<b>11,325</b>	<b>3,896</b>	<b>42,220</b>	<b>57,441</b>
<b>ABSTRACT.</b>				
Remained at the beginning of 1874 ...	11,335	4,094	43,240	58,669
Added during 1874 ...	1,948	220	3,538	5,706
<b>Total</b> ...	<b>13,283</b>	<b>4,314</b>	<b>46,778</b>	<b>64,375</b>
Deduct Loss during 1874 ...	1,958	418	4,558	6,934
<b>Remain towards the close of 1874</b> ..	<b>11,325</b>	<b>3,896</b>	<b>42,220</b>	<b>57,441</b>



E.—GAIN AND LOSS OF THE ARMY OF EACH PRESIDENCY.

	Army of Bengal.	Army of Madras.	Army of Bombay.	Army of India.
<i>Strength at the beginning of the Year.</i>				
At Head Quarters and on Detachment at the beginning of 1874	35,462	10,782	10,346	56,590
Recruits from England in India on march to join	41	...	...	41
On Staff employment	38	20	6	64
In Military and other Prisons	155	94	72	321
Elsewhere, Sick in other Hospitals, and Men remaining at Convalescent Depôts	1,059	424	170	1,653
<b>Total Strength in India at the beginning of 1874</b>	<b>36,755</b>	<b>11,320</b>	<b>10,594</b>	<b>58,669</b>
<i>Additions during the Year.</i>				
Transfers received from other Regiments	612	152	180	944
Transferred from Regiments leaving India by volunteering	521	345	224	1,090
Recruited in India	66	32	11	109
{ New Soldiers	...	2	...	2
{ Time-expired Men	2,289	549	502	3,340
Received from England, landed after 1st January	187	5	2	194
Deserters rejoined	18	7	2	27
<b>Total Additions of the Year</b>	<b>3,693</b>	<b>1,092</b>	<b>921</b>	<b>5,706</b>
<i>Loss during the Year.</i>				
Transfers given to other Regiments	1,242	234	643	2,119
Time-expired Men who have left the Service	839	247	191	1,277
Men who have purchased their discharge	88	41	20	149
Men discharged otherwise	32	...	...	32
Invalided	399	135	81	615
{ For discharge	1,027	472	296	1,795
{ For change of climate	57	17	14	88
Dismissed by Sentence of Court Martial	27	26	11	64
Deserted	497	118	103	718
Died at Head Quarters and on Detachment	23	8	1	32
Died absent from the Regiment	16	22	7	45
<b>Total Loss of the Year</b>	<b>4,247</b>	<b>1,320</b>	<b>1,367</b>	<b>6,934</b>
<b>Strength remaining towards the close of 1874*</b>	<b>36,201</b>	<b>11,092</b>	<b>10,148</b>	<b>57,441</b>
<b>ABSTRACT.</b>				
	Bengal.	Madras.	Bombay.	Army of India.
Remained at the beginning of 1874	36,755	11,320	10,594	58,669
Added during 1874	3,693	1,092	921	5,706
<b>Total</b>	<b>40,448</b>	<b>12,412</b>	<b>11,515</b>	<b>64,375</b>
Deduct Loss during 1874	4,247	1,320	1,367	6,934
<b>Remain towards the close of 1874</b>	<b>36,201</b>	<b>11,092</b>	<b>10,148</b>	<b>57,441</b>

\* This Statement has reference only to those regiments and batteries which have spent the year 1874 in India. The strength shown here as remaining is the strength of these corps, and not of the Army, which, as the rule, is reinforced from home before the end of the year.

## ABSTRACT of the RETURNS showing the ADMISSIONS, DEATHS, and

This Table does not include the Statistics of Regiments present for short fragmentary periods. Hence the Totals of the Strength, Admissions and Deaths Month, and therefore afford a complete record. It is also to be noted, that the figures of this Table must not be regarded as exhibiting with accuracy on the Regimental Rolls who are in India.

1.—REGIMENTS of									
REGIMENTS & BATTERIES, & STATIONS OF 1874.			YEAR OF ARRIVAL		Date of Arrival from Station previously occupied.	Average Strength during 1874.	Admission-rate of 1874 per 1,000 of Average Strength.	LOSS PER 1,000	
			In India.	In the Bengal Presidency.				By Deaths.	By Invaliding.
1	1-3rd Regiment, Fort William	...	1867	1867	January 1874, from Sitapur and Benares...	876	899.6	15.98	36.53
2	V Brig., 3 Battery, R. Art., Fort William	...	1867	1871	January 1874, from Darjeeling	82	1304.9	24.39	30.59
3	{ 62nd Regiment, Dum-Dum, with Detachment of 175 } { men at Barrackpore	...	1869	1869	November 1872, from Lucknow	865	849.7	17.34	18.50
4	XI Brig., A. Battery, R. Art., Barrackpore (10 months)		1874	1874	March 1874, from England	151	2384.1	52.98	39.74
5	XI Brig., B. Battery, R. Art., Barrackpore (10 months)		1874	1874	March 1874, from England	155	2567.7	25.81	64.52
REGIMENTS OF BENGAL PROPER						2,078	1149.2	20.69	32.74
2.—REGIMENTS OF BEHAR,									
1	2-22nd Regiment, Hazaribagh	...	1874	1874	December 1873, from England	878	1166.1	36.45	21.64
2	{ 100th Regiment, Dinapore, with Detachment of 67 } { men at Chunar	...	...	...	February 1874, from Roorkee and Delhi...	1,000	1720.00	24.00	41.00
3	XI Brig., C. Battery, R. Art., Dinapore (10 months)	...	1874	1874	March 1874, from England	150	2513.3	46.67	33.33
4	1-14th Regiment, Wing, Benares	...	1868	1868	January 1874, from Fort William	370	1175.7	10.81	27.03
5	XI Brig., D. Battery, R. Art., Benares (10 months)	...	1874	1874	March 1874, from England	160	1925.0	43.75	12.50
6	51st Regiment, Fyzabad	...	1873	1873	November 1872, from England	918	1296.3	9.80	42.48
7	XIX Brig., D. Battery, R. Art., Fyzabad	...	...	...	December 1873, from Dinapore	151	1033.1	6.62	33.11
8	13th Hussars, Lucknow (11 months)	...	1874	1874	February 1874, from England	445	1332.6	17.98	17.98
9	40th Regiment, Lucknow	...	1873	1873	November 1872, from England	919	1366.7	20.68	39.17
10	62th Regiment, Lucknow	...	1871	1871	February 1874, from Agra	935	964.7	17.11	31.02
11	A. Brigade, B. Battery, R. H. Art., Lucknow	...	1866	1866	February 1874, from Rawal Pindi	150	1826.7	13.33	40.00
12	XIX Brig., G. Battery, R. Art., Lucknow	...	...	...	December 1873, from Nowgong	169	1343.2	11.83	69.17
13	XXIII Brig., 7 Battery, R. Art., Lucknow	...	...	...	February 1874, from Allahabad	88	1227.3	34.09	79.55
14	1-14th Regiment, Head Quarters, Sitapur	...	1868	1868	January 1874, from Fort William	521	1485.6	1.92	67.58



## TROOPS, 1874.

XX.

## INVALIDING of each REGIMENT of the ARMY of BENGAL for the YEAR.

do not correspond with the Totals shown in Tables II, VI and XII, which contain the Strength, Admissions and Deaths of all European Troops in India in each the relation of Sickness and Mortality to the Localities indicated, since the Regimental Return is designed to include all cases of disease in men borne whether absent or present with the Regiment.

BENGAL PROPER.		CAUSES OF ADMISSIONS INTO HOSPITAL, OF DEATHS IN AND OUT OF HOSPITAL, AND OF THE INVALIDING OF 1874.																														
Total Admissions and Loss of the Year by Deaths and Invaliding.		Cholera.	Smallpox.	Dysent.	Enteric Fever.	Intermittent Fever.	Remittent and Continued Fevers.	Rheumatism and Rheumatic Affections.	Primary Venereal Affections.	Secondary Venereal Affections.	Erysipelas.	Scurvy.	Anæmia and Debility.	Phthisis Pulmonalis.	Apoplexy and Sunstroke.	Epilepsy and other Brain Affections.	Neuralgic Affections.	Delirium Tremens.	Ophthalmia.	Heart Disease and Aneurism.	Tonsillitis, Bronchitis, and Asthma.	Pleurisy and Pneumonia.	Dysentery.	Diarrhoea.	Hepatitis.	Spleen Disease.	Functional derangements of the Digestive System.	Diseases of the Urinary System.	Diseases of the Genitive System.	Abscess and Ulcer.	Injuries and Accidents.	All other Causes.
1	Admissions 788 Deaths 14 Invaliding 32	1	1	1	1	35	144	45	194	6	1	17	4	1	1	6	9	4	32	2	17	29	14	43	10	13	58	61	40			
2	Admissions 107 Deaths 2 Invaliding 3	1	1	1	1	5	8	2	22	1	1	1	1	1	1	1	1	1	1	1	1	1	1	1	1	1	1	1	1	1	1	1
3	Admissions 735 Deaths 15 Invaliding 16	1	1	1	1	2	57	160	17	99	15	11	12	1	1	1	1	1	1	1	1	1	1	1	1	1	1	1	1	1	1	1
4	Admissions 369 Deaths 8 Invaliding 6	1	1	1	1	2	19	156	4	24	3	4	4	3	1	1	1	1	1	1	1	1	1	1	1	1	1	1	1	1	1	1
5	Admissions 398 Deaths 4 Invaliding 10	1	1	1	1	5	7	168	12	22	2	4	2	1	1	1	1	1	1	1	1	1	1	1	1	1	1	1	1	1	1	1
6	Admissions 2,368 Deaths 41 Invaliding 67	1	1	1	1	10	134	639	89	361	26	1	37	24	4	9	8	11	20	7	87	3	117	113	46	1	108	13	39	184	164	140

BENARES, OUDE and CAWNPORE.																																	
1	Admissions 1,023 Deaths 32 Invaliding 19	1	1	1	1	35	29	177	30	149	19	4	79	5	1	1	1	100	2	77	4	24	35	21	2	17	3	8	104	51	40		
2	Admissions 1,720 Deaths 24 Invaliding 41	4	1	1	1	5	579	98	40	220	47	3	2	18	6	4	4	10	8	61	8	64	11	32	72	79	6	87	7	12	94	85	63
3	Admissions 377 Deaths 7 Invaliding 5	1	1	1	1	4	73	101	3	36	3	2	2	2	2	1	1	1	1	1	1	1	1	1	1	1	1	1	1	1	1	1	
4	Admissions 435 Deaths 4 Invaliding 19	1	1	1	1	2	46	48	8	135	15	4	2	2	2	4	4	8	1	6	3	29	15	13	6	5	2	41	28	17	1	1	
5	Admissions 368 Deaths 7 Invaliding 2	1	1	1	1	19	51	3	49	5	3	4	2	1	2	2	2	9	5	55	10	9	9	9	9	9	9	9	9	9	9	9	
6	Admissions 1,190 Deaths 9 Invaliding 39	1	1	1	1	12	63	143	26	205	31	3	31	5	2	1	20	5	33	3	63	59	41	2	74	3	16	96	67	115	1	1	
7	Admissions 156 Deaths 1 Invaliding 5	1	1	1	1	10	2	4	41	4	4	4	4	4	4	4	4	4	4	4	4	4	4	4	4	4	4	4	4	4	4	4	
8	Admissions 503 Deaths 8 Invaliding 8	1	1	1	1	4	15	157	16	58	7	2	12	2	1	1	1	1	1	1	1	1	1	1	1	1	1	1	1	1	1	1	
9	Admissions 1,256 Deaths 19 Invaliding 36	1	1	1	1	10	38	232	31	323	20	3	39	25	1	2	20	17	98	18	35	48	35	30	5	11	54	58	83	2	1	5	
10	Admissions 902 Deaths 16 Invaliding 29	1	1	1	1	1	149	51	24	225	20	2	15	9	1	5	1	43	7	37	4	34	56	33	2	11	5	6	35	57	74	1	1
11	Admissions 274 Deaths 2 Invaliding 6	1	1	1	1	1	37	12	14	61	8	1	1	1	1	1	1	1	1	1	1	1	1	1	1	1	1	1	1	1	1	1	1
12	Admissions 217 Deaths 2 Invaliding 10	1	1	1	1	2	41	29	3	38	4	3	3	3	3	3	3	3	3	3	3	3	3	3	3	3	3	3	3	3	3	3	3
13	Admissions 108 Deaths 3 Invaliding 7	1	1	1	1	1	22	2	2	5	4	4	4	4	4	4	4	4	4	4	4	4	4	4	4	4	4	4	4	4	4	4	4
14	Admissions 774 Deaths 1 Invaliding 30	1	1	1	1	47	101	42	152	23	1	1	6	4	2	29	1	40	5	45	5	23	18	13	1	14	20	47	64	51	1	1	



TABLE

REGIMENTS of BEHAR.									
REGIMENTS & BATTERIES, & STATIONS OF 1874.			YEAR OF ARRIVAL		Date of Arrival from Station previously occupied.	Average Strength during 1874.	Admission-rate of 1874 per 1,000 of Strength.	LOSS PER 1,000	
			In India.	In the Bengal Presidency.				By Deaths.	By Invaliding.
15	XIX Brig., E. Battery, R. Art., Sitapur	...	...	...	January 1874, from Allahabad	147	1523.8	31.01	54.42
16	73rd Regiment, Cawnpore	...	1874	1874	February 1874, from Ceylon	902	1545.5	22.17	34.37
17	XIX Brig., F. Battery, R. Art., Cawnpore	...	...	...	January 1874, from Agra	157	1603.1	...	19.11
18	2-19th Regiment, Allahabad	...	1863	1869	November 1871, from Fort William	851	1419.5	11.75	47.00
19	XI Brig., E. Battery, R. Art., Allahabad (10 months)	...	1874	1874	March 1874, from England	154	1969.5	25.97	25.97
20	XXIII Brig., 6 Battery, R. Art., Allahabad	...	...	...	January 1874, from Lucknow	89	1269.7	11.24	33.71
REGIMENTS OF BEHAR, BENARES, OUDE AND CANNORE						8,964	1432.3	19.51	37.48
3.—REGIMENTS of									
1	{ 1-5th Regiment, Bareilly, with Detachment of 200 men at Moradabad	...	1867	1867	February 1872, from Nowshera	963	1054.9	9.35	46.73
2	XIX Brig., C. Battery, R. Art., Bareilly	...	...	...	January 1874, from Mooltan	153	1183.0	6.54	45.75
3	55th Regiment, Head Quarters, Roorkee	...	1864	1864	February 1874, from Peshawur	435	1075.9	16.09	43.68
4	41st Company R. Engineers, Roorkee	...	...	...	...	33	...	...	...
5	15th Hussars, Meerut	...	1869	1873	January 1873, from Mhow	475	2153.8	14.74	50.53
6	{ 85th Regiment, Meerut, with Detachment of 279 men at Fatehgarh	...	1868	1868	November 1872, from Dagshai	874	2009.8	13.73	48.06
7	C. Brig., A. Battery, R. H. Art., Meerut	...	1873	1873	March 1873, from England	158	2249.5	25.32	44.39
8	F. Brig., E. Battery, R. H. Art., Meerut	...	...	...	February 1872, from Umballa	157	1649.7	12.74	63.70
9	VIII Brig., B. Battery, R. Art., Meerut	...	1866	1866	March 1873, from Dinapore	141	2215.3	27.78	83.33
10	VIII Brig., F. Battery, R. Art., Meerut	...	1868	1868	February 1874, from Barrackpore	169	3025.0	43.75	37.50
11	55th Regiment, Wing, Delhi	...	1864	864	February 1874, from Peshawur	474	1931.6	14.77	46.41
12	XXIII Brig., 2 Battery, R. Art., Delhi	...	...	...	February 1872, from Morar	89	1741.6	22.47	33.71
13	10th Hussars, Multa	...	1873	1873	March 1873, from England	491	1044.8	14.26	36.96
REGIMENTS OF ROHILCUND AND MEERUT						4,567	1646.4	15.33	47.98



*BENARES, OUDE, and CAWNPORE,—continued).*

[illegible]

## ROHILCUND and MEERUT.

1	{	Admissions	1,015	...	4	...	1	56	181	26	225	17	3	...	18	5	...	7	3	5	12	3	71	4	10	37	47	6	44	5	8	69	76	78		
		Deaths	...	9	...	...	...	...	...	...	...	...	...	...	...	1	...	...	1	...	...	...	...	...	...	...	...	...	...	...	...	...	...			
		Invaliding	..	45	...	...	...	...	...	...	...	...	...	...	14	4	...	1	...	...	1	...	1	...	1	...	9	...	...	...	...	...	...			
2	{	Admissions	181	...	...	...	...	46	7	7	29	1	...	...	1	2	...	...	1	...	1	...	7	...	3	4	14	...	6	...	...	15	31	6		
		Deaths	...	1	...	...	...	...	...	...	...	...	...	...	...	1	...	...	...	...	...	...	...	...	...	...	...	...	...	...	...	...	...			
		Invaliding	..	7	...	...	...	...	...	...	...	...	...	...	...	1	...	...	...	...	...	...	...	...	...	...	...	...	...	...	...	...	...			
3	{	Admissions	468	...	...	...	...	136	44	9	64	7	6	...	5	...	...	...	4	3	5	5	30	3	8	8	11	2	25	...	8	37	27	21		
		Deaths	...	7	...	...	...	...	...	...	...	...	...	...	...	...	...	...	...	...	...	...	...	...	...	...	...	...	...	...	...	...	...			
		Invaliding	..	19	...	...	...	...	...	...	...	...	...	...	...	...	...	...	...	...	...	...	...	...	...	...	...	...	...	...	...	...	...			
4	{	Admissions	21	...	...	...	...	10	2	1	...	...	...	...	...	...	...	...	...	...	...	...	...	...	...	...	...	...	...	...	...	...	...			
		Deaths	...	1	...	...	...	...	...	...	...	...	...	...	...	...	...	...	...	...	...	...	...	...	...	...	...	...	...	...	...	...	...			
		Invaliding	..	...	...	...	...	...	...	...	...	...	...	...	...	...	...	...	...	...	...	...	...	...	...	...	...	...	...	...	...	...	...			
5	{	Admissions	1,924	...	1	...	...	4	699	36	22	47	5	1	...	7	1	5	3	...	1	10	2	27	6	24	37	23	3	12	...	8	41	51	36	
		Deaths	...	7	...	...	...	1	...	...	...	...	...	...	...	...	...	...	...	...	...	...	...	...	...	...	...	...	...	...	...	...	...			
		Invaliding	..	24	...	...	...	...	...	...	...	...	...	...	...	...	...	...	...	...	...	...	...	...	...	...	...	...	...	...	...	...	...			
6	{	Admissions	1,809	...	3	...	...	9	965	11	51	277	19	1	...	23	3	...	...	10	2	11	3	41	6	49	39	41	1	63	...	8	51	55	64	
		Deaths	...	12	...	...	...	2	...	1	...	...	1	...	...	...	...	...	...	...	...	...	...	...	...	...	...	...	...	...	...	...	...			
		Invaliding	..	42	...	...	...	1	...	7	...	1	...	...	...	5	3	...	...	...	...	...	...	...	...	...	...	...	...	...	...	...	...			
7	{	Admissions	354	...	...	...	...	7	183	19	12	18	...	2	...	5	...	2	...	1	...	1	6	1	...	7	6	37	...	10	1	...	14	12	10	
		Deaths	...	7	...	...	...	1	...	...	...	...	...	...	...	...	...	...	...	...	...	...	...	...	...	...	...	...	...	...	...	...	...			
		Invaliding	..	7	...	...	...	...	...	...	...	...	...	...	...	...	...	...	...	...	...	...	...	...	...	...	...	...	...	...	...	...	...			
8	{	Admissions	259	...	...	...	...	163	9	4	33	...	...	...	3	...	2	1	3	1	5	...	12	1	2	8	8	2	22	...	2	15	29	14		
		Deaths	...	2	...	...	...	...	...	...	...	...	...	...	...	...	...	...	...	...	...	...	...	...	...	...	...	...	...	...	...	...	...			
		Invaliding	..	10	...	...	...	1	...	1	...	...	...	...	...	...	...	...	...	...	...	...	...	...	...	...	...	...	...	...	...	...	...			
9	{	Admissions	339	...	...	...	...	91	70	8	18	2	1	...	11	1	1	...	1	1	1	...	12	1	2	18	20	1	18	...	1	14	15	11		
		Deaths	...	4	...	...	...	...	...	...	...	...	...	...	...	...	...	...	...	...	...	...	...	...	...	...	...	...	...	...	...	...	...			
		Invaliding	..	12	...	...	...	...	...	...	...	...	...	...	...	...	...	...	...	...	...	...	...	...	...	...	...	...	...	...	...	...	...			
10	{	Admissions	484	...	...	...	...	1	98	136	6	23	4	...	10	...	1	2	3	1	7	...	22	...	6	39	12	3	35	...	9	21	29	16		
		Deaths	...	7	...	...	...	1	...	...	...	...	...	...	...	...	...	...	...	...	...	...	...	...	...	...	...	...	...	...	...	...	...			
		Invaliding	..	6	...	...	...	...	...	...	...	...	...	...	...	...	...	...	...	...	...	...	...	...	...	...	...	...	...	...	...	...	...			
11	{	Admissions	917	...	...	...	...	287	12	24	42	9	1	...	2	5	3	2	3	2	8	1	26	3	4	49	13	1	22	...	7	28	55	17		
		Deaths	...	7	...	...	...	...	...	...	...	...	...	...	...	...	...	...	...	...	...	...	...	...	...	...	...	...	...	...	...	...	...			
		Invaliding	..	22	...	...	...	...	...	...	...	...	...	...	...	...	...	...	...	...	...	...	...	...	...	...	...	...	...	...	...	...	...			
12	{	Admissions	155	...	...	...	...	84	...	11	5	...	...	...	4	...	3	...	3	...	...	...	13	1	4	3	2	...	3	...	...	11	5	5		
		Deaths	...	2	...	...	...	...	...	...	...	...	...	...	...	...	...	...	...	...	...	...	...	...	...	...	...	...	...	...	...	...	...			
		Invaliding	..	3	...	...	...	...	...	...	...	...	...	...	...	...	...	...	...	...	...	...	...	...	...	...	...	...	...	...	...	...	...			
13	{	Admissions	513	...	...	...	...	30	...	49	92	22	112	6	...	1	...	...	...	...	...	...	9	...	16	2	2	16	49	3	25	1	4	36	16	31
		Deaths	...	7	...	...	...	...	...	...	...	...	...	...	...	...	...	...	...	...	...	...	...	...	...	...	...	...	...	...	...	...	...			
		Invaliding	..	18	...	...	...	...	...	...	...	...	...	...	...	...	...	...	...	...	...	...	...	...	...	...	...	...	...	...	...	...	...			
	{	Admissions	7,519	...	8	39	22	3017	622	263	871	70	15	...	86	21	14	18	29	19	70	29	281	27	121	257	269	21	289	7	55	346	401	310		
		Deaths	...	70	...	...	...	5	...	3	...	1	...	...	1	5	6	1	...	1	...	3	...	27	3	10	1	18	...	...	...	...	...			
		Invaliding	..	215	...	...	...	2	...	18	...	6	...	...	42	15	2	2	1	...	4	6	6	2	11	2	43	7	3	...	1	...	7	35		



TABLE

4.—REGIMENTS of AGRA								
REGIMENTS & BATTERIES, & STATIONS OF 1874.	YEAR OF ARRIVAL		Date of Arrival from Station previously occupied.	Average Strength during 1874.	Admission-rate of 1874 per 1,000 of Strength.	LOSS PER 1,000		
	In India.	In the Bengal Presidency.				By Deaths.	By Invaliding.	
1 59th Regiment, Agra ...	1869	1874	( January 1874, from Nusseerabad and ) ( Neemuch )	827	1379.7	8.47	33.86	
2 XIX Brig., A. Battery, R. Art., Agra ...	...	...	December 1873, from Cawnpore ...	158	1696.2	6.33	...	
3 XXIII Brig., 5 Battery, R. Art., Agra ...	...	...	December 1871, from Meer Meer ...	82	1414.6	...	48.78	
4 26th Regiment, Morar ...	1865	1868	December 1872, from Fyzabad ...	716	1630.7	9.78	...	
5 A. Brig., E. Battery, R. H. Art., Morar ...	1865	1865	January 1873, from Sialkot ...	151	973.5	...	86.09	
6 XIX Brig., B. Battery, R. Art., Morar ...	...	...	January 1874, from Ferozepore ...	161	1869.6	12.42	4.48	
7 XXIII Brig., 1 Battery, R. Art., Morar ...	...	...	November 1871, from Delhi ...	91	1274.7	10.99	65.93	
8 XXIII Brig., 4 Battery, R. Art., Gwalior Fortress ...	...	...	February 1872, from Darjeeling ...	79	822.8	...	50.63	
9 { 63rd Regiment, Jhansi, with Detachments of 291 } men at Gwalior Fortress, and 185 at Nowgong ... }	1871	1871	December 1873, from Hazidbagh ...	933	1784.6	18.22	28.94	
10 XI Brig., G. Battery, R. Art., Nowgong (10 months) ...	1874	1874	March 1874, from England ...	151	2245.0	26.44	13.24	
11 XI Brig., F. Battery, R. Art., Sangor (10 months) ...	1874	1874	March 1874, from England ...	152	2375.9	46.05	32.89	
12 { 2-25th Regiment, Jabulpore, with Detachment of } { 226 men at Sangor ... }	1868	1868	December 1871, from Bareilly ...	787	1035.6	8.89	17.78	
REGIMENTS OF AGRA AND CENTRAL INDIA ...				4,238	1432.8	12.51	31.52	



## and CENTRAL INDIA.

			CAUSES OF ADMISSIONS INTO HOSPITAL, OF DEATHS IN AND OUT OF HOSPITAL, AND OF THE INVALIDING OF 1874.																														
Total Admissions and Loss of the Year by Deaths and Invaliding.			Cholera.	Smallpox.	Dysent.	Enteric Fever.	Intermittent Fevers.	Remittent and Continued Fevers.	Rheumatism and Rheumatic Affections.	Primary Venereal Affections.	Secondary Venereal Affections.	Erysipelas.	Scurvy.	Anaemia and Debility.	Phthisis Pulmonalis.	Apoplexy and other Cerebral Affections.	Epilepsy and other Brain Affections.	Neuralgic Affections.	Delirium Tremens.	Ophthalmia.	Heart Disease and Anæmia.	Tonsillitis, Bronchitis, and Asthma.	Pleurisy and Pneumonia.	Dysentery.	Diarrhoea.	Hepatitis.	Spleen Disease.	Functional derangements of the Digestive System.	Diseases of the Urinary System.	Diseases of the Genitive System.	Abscess and Ulcer.	Injuries and Accidents.	All other Causes.
1	{ Admissions Deaths Invaliding	1141 7 28	...	1	8	...	383	54	34	142	2	4	...	5	6	1	1	7	...	14	1	113	7	25	37	36	4	31	5	6	64	67	57
2	{ Admissions Deaths Invaliding	268 1 ...	...	...	5	1	40	60	11	40	3	...	...	3	...	...	1	1	5	...	13	1	...	12	5	1	9	...	3	17	22	15	
3	{ Admissions Deaths Invaliding	116 ...	...	...	...	...	25	31	2	3	...	1	...	...	...	...	...	1	1	1	1	...	...	1	9	1	13	1	3	6	13	3	
4	{ Admissions Deaths Invaliding	738 7 1	...	3	...	...	302	37	21	92	23	...	...	26	1	...	...	8	1	9	9	25	...	4	9	16	2	23	3	5	40	43	36
5	{ Admissions Deaths Invaliding	147 ...	...	2	...	...	19	11	16	7	...	...	...	1	7	...	...	3	...	...	...	10	...	2	11	6	...	12	...	...	7	28	5
6	{ Admissions Deaths Invaliding	301 ...	...	1	...	...	43	18	24	44	5	...	...	5	...	1	...	5	2	8	...	17	...	4	10	26	...	20	2	4	29	24	9
7	{ Admissions Deaths Invaliding	116 ...	...	2	...	...	31	5	1	18	6	...	...	1	1	...	...	...	...	1	...	6	...	...	1	7	...	7	...	...	9	14	6
8	{ Admissions Deaths Invaliding	65 ...	...	...	...	...	6	3	4	11	1	...	...	6	...	1	...	1	...	...	...	1	...	...	1	...	...	6	...	...	7	8	9
9	{ Admissions Deaths Invaliding	1,605 17 27	...	1	...	6	688	62	40	222	32	6	2	12	4	5	5	7	...	46	5	97	4	22	50	32	4	44	7	8	104	79	51
10	{ Admissions Deaths Invaliding	339 ...	...	1	...	4	81	44	9	33	3	6	...	1	...	1	...	1	3	...	21	1	8	38	9	...	18	3	2	23	11	18	
11	{ Admissions Deaths Invaliding	361 ...	...	...	10	293	42	8	10	3	2	...	...	3	...	1	1	...	...	...	15	...	3	13	17	6	3	...	1	4	11	5	
12	{ Admissions Deaths Invaliding	815 7 14	...	2	...	...	303	39	16	84	18	...	...	4	1	2	...	5	2	5	7	70	9	13	17	40	1	48	2	13	43	47	15
{ Admissions Deaths Invaliding			...	13	13	21	2,124	106	186	706	121	19	4	70	15	11	8	38	8	92	23	389	22	81	200	232	19	234	23	45	353	367	229
{ Admissions Deaths Invaliding			...	5	...	8	...	4	...	...	...	...	...	1	3	3	1	...	1	...	5	...	2	2	...	8	...	...	1	...	...	6	3
{ Admissions Deaths Invaliding			...	...	...	1	...	7	...	...	3	...	...	26	7	...	3	2	...	1	6	1	...	4	2	21	1	...	3	1	1	6	14

TABLE

5.—REGIMENTS of									
REGIMENTS & BATTERIES & STATIONS of 1874.			YEAR OF ARRIVAL		Date of Arrival from Station previously occupied.	Average Strength during 1874.	Admission-rate of 1874 per 1,000 of Strength.	LOSSES PER 1,000	
			In India.	In the Bengal Presidency.				By Deaths.	By Invaliding.
1	11th Hussars, Umballa	...	1866	1868	November 1872, from Muttra	456	1541.7	4.39	26.32
2	4th Battalion, Rifle Brigade, Umballa	...	1874	1874	December 1873, from England	864	1563.7	8.10	50.09
3	A. Brigade, A. Battery, R. H. Art., Umballa	...	1866	1866	February 1874, from Meean Meer	162	1925.9	18.52	43.21
4	A. Brigade, C. Battery, R. H. Art., Umballa	...	1866	1866	January 1874, from Peshawur	157	2152.8	6.37	63.69
5	{ 54th Regiment, Jullundur, with Detachment of 50 } { men at Kangra and 120 at Bhagsu	...	1872	1872	December 1871, from England	892	713.5	6.44	62.23
6	VIII Brig., A. Battery, R. Art., Jullundur	...	...	...	January 1874, from Peshawur	160	1818.8	...	50.25
7	5-12th Regiment, Ferozepore	...	1864	1864	December 1872, from Subathu	869	1101.3	19.56	40.28
8	VIII Brig., E. Battery, R. Art., Ferozepore	...	1868	1868	February 1874, from Sangor	153	1555.6	52.29	78.43
9	XIII Brig., 3 Battery, R. Art., Ferozepore	...	1872	1872	December 1871, from England	79	1151.9	...	63.30
10	{ 92nd Regiment, Mooltan, with Detachment of 98 } { men at Dera Ismael Khan	...	1868	1868	January 1874, from Chakrata	843	1431.8	13.05	37.03
11	VIII Brig., C. Battery, R. Art., Mooltan	...	1866	1866	March 1874, from Lucknow	149	1053.7	20.14	33.56
12	58th Lancers, Sialkot (10 Months)	...	1864	1864	February 1870, from Lucknow	446	543.2	4.54	...
13	{ 1-6th Regiment, Sialkot, with Detachment of 208 } { men at Amritsar and 120 at Banikhet during the } { hot season	...	1868	1868	March 1873, from Peshawur	929	1481.4	7.54	33.37
14	A. Brig., D. Battery, R. H. Art., Sialkot	...	1865	1865	February 1873, from Campbellpore	148	1040.5	6.76	54.05
15	XIII Brig., 4 Battery, R. Art., Amritsar	...	1872	1872	November 1871, from England	85	2505.9	1.18	117.6
16	39th Regiment, Head Quarters, Meean Meer	...	1864	1864	March 1873, from Rawalpindi	539	2460.1	14.84	51.95
17	F. Brigade, A. Battery, R. H. Art., Meean Meer	...	...	...	January 1874, from Lucknow	156	1560.0	19.23	51.28
18	VIII Brig., D. Battery, R. Art., Meean Meer	...	1866	1866	January 1874, from Benares	151	1602.6	33.11	52.98
19	XIII Brig., 2 Battery, R. Art., Meean Meer	...	1872	1872	February 1874, from Fort William	85	1744.2	11.76	23.53
20	4th Hussars, Rawalpindi	...	1868	1864	January 1873, from Meerut	464	1071.1	4.31	47.41
21	70th Regiment, Rawalpindi	...	1872	1872	December 1871, from England	873	1156.7	11.45	35.51
22	F. Brigade, F. Battery, R. H. Art., Rawalpindi	...	...	...	February 1874, from Umballa	146	1150.7	...	68.49
23	VIII Brig., H. Battery, R. Art., Rawalpindi	...	1868	1868	November 1873, from Meean Meer	153	1934.6	13.07	52.29
24	F. Brigade, B. Battery, R. H. Art., Campbellpore	...	...	...	February 1873, from Morar	126	859.0	12.82	38.44







TABLE

REGIMENTS of									
REGIMENTS & BATTERIES, & STATIONS of 1874.		YEAR OF ARRIVAL		Date of Arrival from Station previously occupied.	Average Strength during 1874.	Admission-rate of 1874, per 1,000 of Strength.	LOSS PER 1,000		
		In India.	In the Bengal Presidency.				By Deaths.	By Invaliding.	
25	XIII Brigade, 5 Battery, E. Art., Attock	1872	1872	January 1872, from England	81	2015.3	49.38	61.73	
26	{ 30th Regiment, Nowshera, with Detachment of 103 } men at Attock }	1869	1869	March 1874, from Peshawar	93	1847.3	6.45	27.86	
27	1-17th Regiment, Peshawar }	1870	1870	May 1874, from Lucknow	877	2713.8	12.54	61.57	
28	72nd Regiment, Peshawar }	1871	1871	December 1873, from Umballa	866	2638.6	8.68	64.67	
29	F. Brigade, C. Battery, E. H. Art., Peshawar }	...	...	December 1873, from Umballa	155	2569.6	6.45	77.42	
30	VIII Brigade, G. Battery, R. Art., Peshawar }	1868	1868	November 1873, from Jullundur	157	2293.8	25.48	89.17	
31	XXIII Brigade, 3 Battery, R. Art., Peshawar }	...	...	November 1871, from Lucknow	88	1906.1	11.36	34.09	
REGIMENTS OF THE PUNJAB					12,245	1616.9	11.11	46.19	
6.—REGIMENTS continued during									
1	XIII Brigade, 7 Battery, E. Art., Darjeeling	1872	1872	February 1874, from Meer Meer	86	1139.5	...	23.26	
2	2-1st Regiment, Ranikhet	1866	1870	* * *	878	869.0	15.94	20.0	
3	1-8th Regiment, Chakrata	1868	1872	March 1874, from Cawnpore	927	906.1	12.94	61.73	
4	37th Regiment, Dagshai	1867	1867	March 1873, from Meer Meer	851	641.6	7.05	...	
5	36th Regiment, Wing, Solon (9 months)	1864	1864	April 1874, from Meer Meer	417	1280.6	11.99	26.38	
6	1-11th Regiment, Subathu	1865	1865	February 1873, from Morar	885	661.0	5.65	21.47	
7	XIII Brigade, 6 Battery, E. Art., Jutogh	1872	1872	March 1872, from England	91	880.4	21.74	...	
8	2-60th Regiment, Murree Hills	1867	1867	April 1873, from Nowshera	974	819.3	14.37	27.72	
9	XIII Brigade, 1 Battery, R. Art., Murree Hills	1872	1872	December 1871, from England	92	1304.4	10.87	86.96	
HILL STATIONS OF THE BENGAL PRESIDENCY					5,098	856.2	11.57	34.14	
7.—INVALID GARRISON, ROAD-MAKING									
1	Invalid Garrison, Chunar	...	...	...	23	...	...	...	
2	Road-making Parties, Murree Hills, (See 2-60th Regiment, Section 6)	...	...	...	...	...	...	...	
3	Detachments at Puchmarhi, from April to November	...	...	...	149	1089.5	...	...	
4	Detachments from Peshawar, at Cherat, from May to October	...	...	...	767	576.3	...	...	

\* The Detachment from Shahjahanpur joined Head Quarters on 2nd April.

† Took hence its invalids.

‡ At Rawalpindi during the cold season.

§ Detachment to Cherat during the hot season—See Section 7.



## the PUNJAB,—(continued).

			CAUSES OF ADMISSIONS INTO HOSPITAL, OF DEATHS IN AND OUT OF HOSPITAL, AND OF THE INVALIDING OF 1874.																															
Total Admissions and Loss of the Year by Deaths and Invaliding.			Cholera.	Smallpox.	Dysentery.	Enteric Fever.	Intermittent Fever.	Remittent and Continued Fever.	Rheumatism and Rheumatic Affections.	Primary Venereal Affections.	Secondary Venereal Affections.	Erysipelas.	Anæmia and Debility.	Phthisis Pulmonalis.	Apoplexy and Sunstroke.	Epilepsy and other Brain Affections.	Neuralgic Affections.	Delirium Tremens.	Ophthalmia.	Heart Disease and Aneurism.	Tonsillitis, Bronchitis, and Asthma.	Pleurisy and Pneumonia.	Dysentery.	Diarrhœa.	Hepatitis.	Splen Disease.	Functional derangements of the Digestive System.	Diseases of the Urinary System.	Diseases of the Genes-ative System.	Abscess and Ulcer.	Injuries and Accidents.	All other Causes.		
25	{ Admissions 163 Deaths 4 Invaliding 5	...	...	...	3	56	11	2	10	...	...	...	4	...	1	...	...	...	...	...	3	...	2	3	9	4	2	...	...	9	3	11		
26	{ Admissions 1,718 Deaths 6 Invaliding 26	...	...	...	...	924	158	45	63	7	2	1	15	10	...	4	4	1	20	4	63	2	20	41	27	6	54	...	3	74	87	53		
27	{ Admissions 2,380 Deaths 11 Invaliding 54	...	...	...	...	995	610	31	86	15	5	...	53	11	2	1	12	1	23	6	85	23	13	48	34	29	52	3	11	75	67	76		
28	{ Admissions 2,285 Deaths 7 Invaliding 66	...	...	...	...	113	1,245	38	110	11	...	1	76	15	1	4	9	1	23	11	151	7	45	66	35	18	42	6	15	78	65	117		
29	{ Admissions 389 Deaths 1 Invaliding 12	...	...	...	...	155	110	7	5	7	...	3	4	...	...	...	1	1	2	2	7	...	4	7	8	2	...	1	3	20	19	18		
30	{ Admissions 346 Deaths 4 Invaliding 14	...	...	...	...	143	87	8	9	...	...	10	...	5	1	...	...	3	...	11	1	4	5	7	3	6	...	9	15	14	...			
31	{ Admissions 168 Deaths 1 Invaliding 3	...	...	...	...	79	20	9	8	...	...	2	...	1	...	1	1	1	...	9	1	...	1	2	2	4	2	1	6	9	9	...		
{ Admissions 19,799 Deaths 136 Invaliding 548			2	1	2	25	5,777	3,894	962	1,333	215	38	3,331	95	42	34	170	18	296	83	1,232	66	222	536	526	138	646	29	185	967	11,369	992		
			1	...	...	13	4	16	1	...	1	2	...	8	13	3	...	2	...	9	50	22	2	9	4	70	11	3	3	2	5	13	94	

## the year at HILL STATIONS.

1	{ Admissions 98 Deaths ... { Invaliding... 2	...	...	...	...	32	1	4	17	6	1	...	...	1	...	...	...	...	3	...	...	1	6	1	1	...	...	13	8	3			
2	{ Admissions 793 Deaths ... { Invaliding... 18	...	...	...	...	4	92	38	45	142	28	1	15	2	...	2	21	...	4	2	48	2	13	47	26	4	41	6	14	35	76	55	
3	{ Admissions 849 Deaths ... { Invaliding... 69	...	...	...	...	3	116	15	84	114	15	1	16	14	...	1	15	...	19	8	113	2	5	20	44	2	25	2	17	34	96	30	
4	{ Admissions 546 Deaths ... { Invaliding... 11	...	...	...	...	...	53	12	55	65	18	1	5	4	...	8	6	1	12	2	70	6	6	27	11	...	26	1	6	59	73	24	
5	{ Admissions 534 Deaths ... { Invaliding... 11	...	...	...	...	...	281	5	25	38	4	8	2	...	...	2	2	1	...	34	2	4	17	8	7	11	1	4	32	35	8		
6	{ Admissions 585 Deaths ... { Invaliding... 19	...	...	...	...	...	68	54	46	68	9	5	6	6	...	5	7	...	8	3	60	14	4	22	21	...	30	1	7	38	69	26	
7	{ Admissions 81 Deaths ... { Invaliding... 1	...	...	...	...	...	2	7	2	10	...	2	...	...	...	...	...	...	1	10	3	...	3	3	...	1	...	5	26	6			
8	{ Admissions 798 Deaths ... { Invaliding... 27	...	...	...	...	...	2	70	19	49	168	13	2	1	11	...	1	4	3	12	9	98	8	8	12	44	4	21	3	21	68	113	34
9	{ Admissions 120 Deaths ... { Invaliding... 8	...	...	...	...	...	8	2	6	19	2	2	2	...	...	3	2	...	1	4	6	...	2	3	...	9	...	2	18	29			
	{ Admissions 4,365 Deaths ... 69 { Invaliding... 145	...	...	...	...	9	725	153	396	641	95	23	1	57	26	1	15	57	6	57	39	148	37	40	151	165	29	165	14	69	286	514	244
		...	...	...	...	4	...	4	...	1	...	...	...	...	...	2	...	...	...	10	...	6	...	1	6	...	...	...	...	...	...	...	...
		...	...	...	...	4	...	16	...	6	...	...	22	13	...	5	4	...	3	14	7	2	2	2	20	...	2	1	1	3	3	15	

## PARTIES, and PACHMARHI and CHERAT SANITARIA.

1	{	Admissions	15																			2																			3																																																																																															
		Deaths	1																																																																																																																																					
2	{	Admissions																																																																																																																																						
		Deaths																																																																																																																																						
3	{	Admissions	180																			67	3	4	34																			5																			7																			11	17	32																																																				
		Deaths	None																				30																																																																																																																	
4	{	Admissions	412																			52	52	12	47																			9																			4																			31																			22	11	18	1																			37	32	84											
		Deaths	None																																																																																																																																					



TABLE

8.—CONVALESCENT									
CONVALESCENT DEPOTS.					Period of Occupation.	Average Strength during the period of occupation.	Admission-rate of Season 1874 per 1,000 of strength.	Loss per 1,000	
								By Deaths.	By Invaliding.
1	Darjeeling	...	...	...	Nine months, April to December	211	1090 0	474	...
2	Naini Tal	...	...	...	Nine months, April to December	320	1193 8	1250	...
3	Ladnow	...	...	...	Nine months, April to December	209	631 6	1914	...
4	Kasauli	...	...	...	Eight months, April to November	532	1299 0	1316	...
5	Dalhousie	...	...	...	Eight months, April to November	346	881 4	867	...
6	Murree	...	...	...	Eight months, April to November	440	2131 4	1364	...
CONVALESCENT DEPOTS OF THE BENGAL PRESIDENCY, FOR THE SEASON						2,157	1112 2	1159	...
EUROPEAN ARMY OF THE BENGAL PRESIDENCY						37,190	1421 6	1441	4039

## ANNUAL RELIEF OF THE

ARTILLERY.									
13th Brigade	3 Battery	From Ferozepore	To Attock	...	...	Arrived	January	1875.	...
	4 Battery	" Amritsar	" Peshawar	...	...	Arrived	December	1874.	...
23rd Brigade	5 Battery	" Attock	" Ferozepore	...	...	Arrived	December	1874.	...
	3 Battery	" Peshawar	" Amritsar	...	...	Arrived	January	1875.	...
CAVALRY.									
5th Lancers		From Sialkot	To England	...	...	Embarked	November	1874.	...
9th Lancers		" England	" Sialkot	...	...	Arrived	March	1875.	...
INFANTRY.									
2-1st Regiment		From Bunkhet	To Meerut	...	...	Arrived	March	1875.	...
1-5th Regiment		" Bareilly	" Allahabad	...	...	Arrived	November	1874.	...
2-9th Regiment		" England	" Rawalpindi	...	...	Arrived	January	1875.	...
1-11th Regiment		" Subatha	" Jabulpore and Sagar	...	...	Arrived	January	1875.	...

## ANNUAL RELIEF OF THE

ARTILLERY.									
5th Brigade	2 Battery	From Bangalore	To Secunderabad	...	...	Arrived	March	1875.	...
	4 Battery	" Bangalore	" St. Thomas' Mount	...	...	Arrived	March	1875.	...
	5 Battery	" Secunderabad	" Madras	...	...	Arrived	March	1875.	...
	7 Battery	" Madras	" Bangalore	...	...	Arrived	February	1875.	...
6th Brigade	7 Battery	" St. Thomas' Mount	" Bangalore	...	...	Arrived	February	1875.	...
9th Brigade	D Battery	" Kirkee	" Trichinopoly	...	...	Arrived	March	1875.	...
18th Brigade	G Battery	" Trichinopoly	" England	...	...	Embarked	November	1874.	...

## ANNUAL RELIEF OF THE

ARTILLERY.									
9th Brigade	D. Battery	From Kirkee	To Trichinopoly	...	...	Arrived	March	1875.	...
	F. Battery	" Kirkee	" Neemuch	...	...	Arrived	November	1874.	...
18th Brigade	(A-F. Batteries)	" Bombay Presy.	" England	...	...	Embarked	November	1874.	...
4th Brigade	Head Quarters	" England	" Ahmedabad	...	...	Arrived	February	1875.	...
	A. Battery	" England	" Baroda	...	...	Arrived	February	1875.	...
	B. Battery	" England	" Deesa	...	...	Arrived	March	1875.	...
	C. Battery	" England	" Belgaur	...	...	Arrived	March	1875.	...
	D. Battery	" England	" Kurrachee	...	...	Arrived	March	1875.	...



DEPOTS.		CAUSES OF ADMISSIONS INTO HOSPITAL, OF DEATHS IN AND OUT OF HOSPITAL, AND OF THE INVALIDING OF 1874.																															
Total Admissions and Loss of the Year by Deaths and Invaliding.		Cholera.	Smallpox.	Dysentery.	Enteric Fever.	Intermittent Fever.	Remittent and Continued Fever.	Rheumatism and Rheumatic Affections.	Primary Venereal Affections.	Secondary Venereal Affections.	Erysipelas.	Scurvy.	Anæmia and Debility.	Phthisis Pulmonalis.	Apoplexy and Stroke.	Epilepsy and other Brain Affections.	Neuralgic Affections.	Delirium Tremens.	Ophthalmia.	Heart Disease and Aneurism.	Tonsillitis, Bronchitis, and Asthma.	Pleurisy and Pneumonia.	Dysentery.	Diarrhea.	Hepatitis.	Spleen Disease.	Functional derangements of the Digestive System.	Diseases of the Urinary System.	Diseases of the Genitive System.	Abscess and Ulcer.	Injuries and Accidents.	All other Causes.	
1	{ Admissions	230	...	...	...	50	...	2	56	38	1	...	...	2	...	...	...	...	2	...	10	2	1	17	13	...	3	...	...	13	15	5	
	{ Deaths	1	...	...	...	...	...	...	...	...	...	...	...	...	...	...	...	...	...	1	...	...	...	...	...	...	...	...	...	...	...	...	
	{ Invaliding	1	...	...	...	...	...	...	...	...	...	...	...	...	1	...	...	...	...	...	...	...	...	...	...	...	...	...	...	...	...	...	
2	{ Admissions	382	...	2	...	1	60	10	8	75	8	10	...	13	9	...	3	2	...	1	4	36	2	15	9	17	1	8	2	4	26	25	31
	{ Deaths	4	...	...	...	...	...	...	...	...	...	...	...	...	...	...	...	...	...	...	4	3	...	...	...	...	...	...	...	...	...	...	...
	{ Invaliding	34	...	...	...	1	...	1	...	...	...	...	...	3	7	...	...	1	...	...	2	3	...	3	...	2	...	...	...	...	1	5	
3	{ Admissions	132	...	...	...	1	35	2	8	11	...	4	...	6	...	...	...	2	...	2	...	7	1	5	2	12	1	4	...	2	6	13	8
	{ Deaths	4	...	...	...	1	...	...	...	...	...	...	...	1	...	...	...	...	...	...	...	...	...	...	...	...	...	...	...	...	...	...	
	{ Invaliding	15	...	...	...	...	...	1	...	...	...	...	...	4	1	...	...	...	...	1	...	1	...	1	...	3	...	...	...	...	1	2	
4	{ Admissions	691	...	3	...	1	158	7	50	46	27	3	1	23	2	4	1	6	1	5	16	69	3	10	44	7	2	10	3	6	45	52	77
	{ Deaths	7	...	1	...	...	...	...	...	...	...	...	...	...	...	1	...	...	...	...	1	...	...	...	...	1	...	...	...	...	...	...	
	{ Invaliding	11	...	...	...	...	...	1	...	...	...	...	...	...	...	...	2	...	...	...	4	...	...	...	...	...	...	...	1	...	...	2	...
5	{ Admissions	306	...	...	...	80	17	36	25	28	...	...	11	1	...	...	...	...	...	1	...	11	2	5	6	12	2	12	4	6	14	18	15
	{ Deaths	3	...	...	...	...	1	...	...	...	...	...	...	...	...	...	...	...	...	...	...	...	...	...	...	...	...	...	...	...	...	...	
	{ Invaliding	8	...	...	...	...	...	...	...	...	...	...	...	...	...	...	...	...	...	...	...	...	...	...	...	...	...	...	...	...	...	...	...
6	{ Admissions	929	...	...	...	383	2	43	50	5	...	1	15	22	...	3	13	...	1	3	77	5	6	9	55	15	10	2	6	33	26	144	
	{ Deaths	6	...	...	...	...	...	...	...	...	...	...	...	...	2	...	...	...	...	...	...	...	...	...	...	...	...	...	...	...	...	...	
	{ Invaliding	8	...	...	...	...	...	...	...	...	...	...	...	...	...	...	...	...	...	...	...	...	...	...	...	...	...	...	...	...	...	...	...
	{ Admissions	2,670	...	5	...	3	766	38	156	263	106	18	2	68	36	4	7	23	1	12	23	210	15	42	87	116	21	47	11	24	137	149	280
	{ Deaths	23	...	1	...	1	...	1	...	...	...	1	...	1	2	1	...	...	...	...	4	...	1	1	...	...	...	...	1	...	...	1	3
	{ Invaliding	8	...	...	...	...	...	...	...	...	...	...	...	...	...	...	...	...	...	...	...	...	...	...	...	...	...	...	...	...	...	...	...
{ Admissions		52,942	9	37	45	172	13,290	724	1,987	6,343	860	134	13	845	274	95	118	319	80	835	255	3,128	209	953	1,892	1,601	233	1,900	123	528	3,110	3,908	27,223
{ Deaths		536	8	7	...	76	5	35	1	...	3	4	1	1	44	35	12	12	6	33	17	44	2	71	1	...	10	...	...	...	63	36	
{ Invaliding		1,422	...	...	2	23	10	102	...	52	...	...	...	258	143	3	22	13	...	26	116	49	8	52	12	209	21	17	14	4	14	38	214

\* Invaliding took place after the return of the men to their Regiments.

## ARMY OF BENGAL, 1874-75.

## INFANTRY,—continued.

1-18th Regiment	From England	To Bareilly	...	...	Arrived	November	1874.
2-19th Regiment	" Allahabad	" Raikhet	...	...	Arrived	March	1875.
2-22nd Regiment	" Haziribagh	" Raikhet and Shajahanpore	...	...	Arrived	April	1875.
2-25th Regiment	" Jubbulpore and Aden	" Aden	...	...	Arrived	December	1874.
26th Regiment	" Sangor.	" Aden	...	...	Arrived	March	1875.
26th Regiment	" Morar	" England	...	...	Embarked	December	1874.
36th Regiment	" Meer Meer	" Subathu	...	...	Arrived	April	1875.
37th Regiment	" Dagshai	" England	...	...	Embarked	December	1874.
38th Regiment	" Nowshera	" Dagshai	...	...	Arrived	March	1875.
54th Regiment	" Jullundur	" Morar	...	...	Arrived	November	1874.
70th Regiment	" Rawalpindi	" Peshawar	...	...	Arrived	January	1875.
72nd Regiment	" Peshawar	" Nowshera	...	...	Arrived	January	1875.
81st Regiment	" Gibraltar	" Jullundur	...	...	Arrived	November	1874.

## ARMY OF MADRAS, 1874-75.

## INFANTRY.

1-21st Regiment	From Madras	To Rangoon	...	...	Arrived	March	1875.
45th Regiment	" Rangoon	" Benalore	...	...	Arrived	March	1875.
89th Regiment	" Bangalore	" Madras	...	...	Arrived	February	1875.

## ARMY OF BOMBAY, 1874-75.

## ARTILLERY,—continued.

4th Brigade E. Battery	From England	To Kirkee	...	...	Arrived	March	1875.
F. Battery	" England	" Ahmedabad	...	...	Arrived	February	1875.
G. Battery	" England	" Nussurabad	...	...	Arrived	March	1875.

## INFANTRY.

2-15th Regiment	From England	To Poona	...	...	Arrived	March	1875.
2-25th Regiment	" Bengal Presidency	" Aden	...	...	Arrived	March	1875.
41st Regiment	" Aden	" England	...	...	Embarked	March	1875.
49th Regiment	" Mhow	" England	...	...	Embarked	December	1874.
60th Regiment	" Poona	" Mhow	...	...	Arrived	December	1874.

## ABSTRACT of the RETURNS showing the ADMISSIONS, DEATHS and

SEE NOTE PER

## 1.—REGIMENTS of RAJPOOTANA.

REGIMENTS & BATTERIES, & STATIONS OF 1874.	Date of Arrival in India.	Date of Arrival from Station previously occupied.	Average Strength during 1874.	Admission-rate of 1874 per 1,000 of Strength.	LOSS PER 1,000	
					By Deaths.	By Invaliding.
1 { 108th Regiment, Nusseerabad, with Detachment of } 275 men at Neemuch ... }	...	December 1873, from Deesa ...	841	1236.6	13.08	29.73
2 XVIII Brig., E. Battery, R. Art., Nusseerabad (10 months)	...	February 1873, from Kirkee ...	164	1701.3	6.50	...
3 XVIII Brig., D. Battery, R. Art., Neemuch (10 months) ...	...	January 1871, from Kirkee ...	139	1537.4	21.58	...
4 { 49th Regiment, Mhow, with Detachment of 95 men } at Indore (11 months) ... }	December 1865 ...	December 1871, from Poona ...	810	1003.7	6.17	...
5 3rd Hussar, Mhow ...	December 1868 ...	January 1873, from Ahmednuggur ...	495	1021.2	12.12	90.90
6 C. Brig., E. Battery, R. H. Art., Mhow ...	March 1873 ...	March 1873, from England ...	158	1917.7	...	126.58
7 VI Brig., 2 Battery, R. Art., Mhow ...	February 1869 ...	December 1872, from Bombay ...	81	2009.0	24.09	98.76
8 { 83rd Regiment, Deesa, with Detachment of 78 men } at Mount Abu and 116 men at Ahmedabad ... }	April 1870 ...	January 1874, from Poona and Bombay ...	965	1297.4	27.80	59.07
9 XVIII Brig., C. Battery, R. Art., Ahmedabad (10 months)	...	March 1872, from Belgaum ...	164	835.4	12.20	...
10 { 56th Regiment, Kurrachee, with Detachment of 270 } men at Hyderabad ... }	April 1871 ...	January 1874, from Poona ...	927	904.0	14.02	23.73
11 XVIII Brig., B. Battery, R. Art., Kurrachee (10 months)	...	January 1871, from Hyderabad ...	148	628.5	...	...
12 IX Brig., B. Battery, R. Art., Hyderabad ...	December 1869 ...	February 1874, from Kurrachee ...	164	1652.3	...	36.58
13 41st Regiment, Aden ...	December 1865 ...	February 1874, from Mooltan ...	590	874.1	1.72	...
14 VI Brig., 1 Battery, R. Art., Aden ...	February 1869 ...	January 1873, from Mhow ...	81	716.0	12.34	49.38
15 VI Brig., 6 Battery, R. Art., Aden ...	February 1869 ...	January 1873, from Bombay ...	80	1025.0	37.50	25.00
REGIMENTS OF RAJPOOTANA, MALWA, SCINDE AND ADEN			5,669	1231.6	12.35	49.84

## 2.—REGIMENTS of the

1 VI Brig., 3 Battery, R. Art., Bombay ...	February 1869 ...	February 1871, from Aden ...	86	2081.9	34.88	69.76
2 VI Brig., 4 Battery, R. Art., Bombay ...	February 1869 ...	February 1873, from Aden ...	85	1847.1	23.53	35.29
3 VI Brig., 5 Battery, R. Art., Bombay ...	February 1869 ...	February 1873, from Aden ...	83	2506.0	24.10	48.20

\* Took home their invalids.



1	{ Admissions Deaths Invaliding }	179 6 3	80 1 1	2 *** ***	13 *** ***	19 *** ***	2 *** ***	4 *** ***	1 *** ***	1 *** ***	1 *** ***	8 *** ***	5 *** ***	3 *** ***	12 *** ***	4 *** ***	11 *** ***	8 *** ***	5 *** ***		
2	{ Admissions Deaths Invaliding }	157 2 3	1 *** ***	49 *** ***	9 *** ***	22 *** ***	5 *** ***	4 *** ***	2 *** ***	2 *** ***	2 *** ***	6 *** ***	10 *** ***	2 *** ***	7 *** ***	2 *** ***	7 *** ***	6 *** ***	12 *** ***	3 *** ***	6 *** ***
3	{ Admissions Deaths Invaliding }	204 4 2	115 1 ***	6 *** ***	12 *** ***	17 *** ***	4 *** ***	1 *** ***	3 *** ***	1 *** ***	3 *** ***	1 *** ***	5 *** ***	2 *** ***	3 *** ***	1 *** ***	2 *** ***	2 *** ***	8 *** ***	17 *** ***	5 *** ***



TABLE

REGIMENTS of the DECCAN							
REGIMENTS & BATTERIES & STATIONS of 1874.	Date of Arrival in India.	Date of Arrival from Station previously occupied.	Average Strength during 1874.	Admission-rate of 1874 per 1,000 of Strength.	Loss per 1,000		
					By Deaths.	By Invaliding.	
4 1-2nd Regiment Ahmednuggur†	October 1868	January 1874, from Belgaum	915	1043.7	10.93	24.04	
5 IX Brig., E. Battery, E. Art., Ahmednuggur	November 1869	December 1873, from Deesa	161	1441.0	...	31.06	
6 Sappers and Miners, Kirkee	...	...	32	406.2	...	62.50	
7 C. Brig., D. Battery, R. H. Art., Kirkee	February 1873	December 1873, from Ahmednuggur	165	1188.0	12.12	54.54	
8 IX Brig., D. Battery, E. Art., Kirkee	November 1869	January 1873, from Nusseerabad	171	1339.2	5.85	40.94	
9 IX Brig., F. Battery, E. Art., Kirkee	November 1869	March 1872, from Ahmedabad	152	1164.5	...	6.58	
10 XVIII Brig., F. Battery, R. Art., Kirkee (10 Months)	...	March 1871, from Neemuch	157	800.0	12.74	...	*
11 2-7th Regiment, Poona	November 1873	November 1873, from England	853	1991.5	8.21	51.58	
12 68th Regiment, Poona	March 1872	March 1872, from England	934	1117.8	8.67	38.54	
13 XVIII Brig., A. Battery, R. Art., Belgaum (10 Months)	...	March 1872, from Ahmedabad	157	770.7	...	...	*
14 66th Regiment, Belgaum	April 1870	{ January 1874, from Kurrachee and } Hyderabad	913	1128.1	4.38	53.67	
15 { 44th Regiment, Kamptee, with Detachment of 149 men } at Pachmarhi	November 1871	November 1871, from England	826	1692.5	6.05	35.11	
16 XX Brig., E. Battery, R. Art., Kamptee	...	February 1874, from Bangalore	163	1135.0	30.67	42.95	
17 XX Brig., G. Battery, R. Art., Kamptee	...	February 1873, from Bangalore	160	1012.5	37.50	18.75	
18 16th Lancers, Secunderabad	September 1865	January 1872, from Bangalore	468	933.8	4.28	57.09	
19 76th Regiment, Secunderabad	January 1864	{ March 1871, from Thayetmyo and } Toungoo	865	1129.5	12.72	83.24	
20 107th Regiment, Secunderabad	...	December 1872, from Dum-Dum	846	989.4	14.19	76.83	
21 C. Brig., B. Battery, R. H. Art., Secunderabad	February 1873	February 1873, from England	170	1458.8	...	100.00	
22 V Brig., 5 Battery, E. Art., Secunderabad	November 1867	February 1872, from Rangoon	88	522.7	11.36	11.36	
23 IX Brig., A. Battery, R. Art., Secunderabad	November 1869	February 1873, from St. Thomas' Mount	166	1204.8	24.10	42.17	
24 XX Brig., F. Battery, R. Art., Secunderabad	...	March 1874, from Thayetmyo	152	809.2	6.58	26.32	
REGIMENTS OF THE DECCAN AND NAPORE			8,712	2249.1	10.06	49.05	
3. - REGIMENTS of							
1 VI Brig., 7 Battery, E. Art., St. Thomas' Mount	...	February 1872, from Secunderabad	82	1109.8	12.20	60.98	
2 XX Brig., A. Battery, E. Art., St. Thomas' Mount	November 1869	November 1869, from England	155	961.3	19.35	12.90	
3 XX Brig., C. Battery, R. Art., St. Thomas' Mount	...	February 1873, from Secunderabad	162	1370.4	6.17	6.17	

\* Took home their Invalids.

Detachments of 220 men at Bombay, 100 men at Asseerghar, and 175 men at Sattara.







TABLE

REGIMENTS of								
REGIMENTS & BATTERIES & STATIONS OF 1874.		Date of Arrival in India.	Date of Arrival from Station previously occupied.	Average Strength during 1874.	Admission-rate of 1874 per 1,000 of Strength.	Loss per 1,000.		
						By Deaths.	By Invaliding.	
4	{ 1-21st Regiment, Madras, with Detachment of 148 men at Trichinopoly	March 1869	December 1872, from Bangalore	897	1143.8	14.49	75.8	
5	V Brig., 7 Battery, R. Art., Madras	...	December 1871, from Bellary	91	1472.5	21.98	153.85	
6	XVIII Brig., G. Battery, R. Art., Trichinopoly (10 Months)	...	February 1874, from Bellary	145	1275.9	13.79	...	*
7	{ 43rd Regiment, Cannanore, with Detachments of 98 men at Mallisipoorum and Calicut	November 1872	November 1872, from England	883	1282.0	13.59	90.00	
8	V Brig., 1 Battery, R. Art., Cannanore	January 1867	November 1871, from St. Thomas' Mount	78	1397.4	64.10	76.92	
9	18th Hussars, Bangalore	September 1864	January 1872, from Secunderabad	456	1098.7	13.16	26.32	
10	80th Regiment, Bangalore	November 1870	November 1872, from Cannanore	926	940.6	5.40	58.32	
11	C Brig., C. Battery, R. H. Art., Bangalore	February 1873	February 1873, from England	174	1310.3	5.75	80.46	
12	IX Brig., C. Battery, R. Art., Bangalore	November 1869	February 1873, from Kamptee	165	1254.5	36.36	72.72	
13	XX Brig., D. Battery, R. Art., Bangalore	...	March 1874, from Kamptee	165	915.2	6.06	42.42	
14	48th Regiment, Bellary	March 1872	March 1872, from Malta	918	1163.6	11.98	16.3	
15	XX Brig., B. Battery, R. Art., Bellary	...	February 1874, from Trichinopoly	157	866.2	19.11	12.74	
REGIMENTS OF SOUTHERN INDIA				5,435	1143.0	13.25	55.00	
4.—REGIMENTS of								
1	{ 45th Regiment, Rangoon, with Detachment of 107 men at Port Blair.	June 1868	{ January 1874, from Thayetmyo and Toungoo	869	848.1	12.06	39.13	
2	V Brig., 2 Battery, R. Art., Rangoon	January 1867	December 1871, from Madras	82	719.5	...	21.39	
3	V Brig., 6 Battery, R. Art., Rangoon	January 1867	January 1872, from St. Thomas' Mount	78	923.1	38.46	12.82	
4	67th Regiment, Wing, Toungoo	December 1872	January 1874, from Rangoon	368	1187.5	13.59	...	†
5	V Brig., 4 Battery, R. Art., Toungoo	November 1867	November 1871, from Rangoon	82	878.0	11.20	36.58	
6	67th Regiment, Hd. Qrs. Thayetmyo	December 1872	January 1874, from Rangoon	569	1135.3	12.39	42.69	
7	IX Brig., G. Battery, R. Art., Thayetmyo	December 1869	January 1874, from Secunderabad	169	763.3	11.84	17.75	
REGIMENTS OF BURMAH AND PEGU				2,217	970.7	13.98	37.44	
1	ARMY OF BENGAL	...	...	37,190	1424.6	14.41	40.36	
2	ARMY OF MADRAS	...	...	11,556	1123.0	12.81	53.36	
3	ARMY OF BOMBAY	...	...	10,567	1263.9	19.56	45.07	
4	ARMY OF INDIA	...	...	59,213	1337.3	13.42	43.78	

\* Took home its invalids.

† See Head Quarters.

See Note to Table XXVIII.



## SOUTHERN INDIA—(continued).

		CAUSES OF ADMISSIONS INTO HOSPITAL, OF DEATHS IN AND OUT OF HOSPITAL, AND OF THE INVALIDING OF 1874.																															
Total Admissions and Loss of the Year by Deaths and Invaliding.		Cholera.	Smallpox.	Dysentery.	Euteric Fever.	Intermittent Fevers.	Remittent and Continued Fevers.	Rheumatism and Rheumatic Affections.	Primary Venereal Affections.	Secondary Venereal Affections.	Erysipelas.	Scurvy.	Anemia and Debility.	Phthisis Pulmonalis.	Apoplexy and Sunstroke.	Epilepsy and other Brain Affections.	Neuralgic Affections.	Delirium Tremens.	Ophthalmia.	Heart Disease and Aneurism.	Tenitis, Bronchitis, and Asthma.	Pleurisy and Pneumonia.	Dysentery.	Diarrhea.	Hepatitis.	Spleen Disease.	Functional derangements of the Digestive System.	Diseases of the Urinary System.	Diseases of the Genitive System.	Abscess and Ulcer.	Injuries and Accidents.	All other Causes.	
4	Admissions 1,926	...	...	...	1	21	151	41	138	8	1	...	62	11	5	5	...	...	11	3	54	1	65	2	62	9	89	...	22	81	72	97	
	Deaths 13	...	...	...	1	...	...	...	...	...	1	...	...	...	...	...	...	...	...	...	...	...	1	...	...	...	...	...	...	...	1	1	
5	Admissions 134	...	...	...	...	...	5	6	14	2	...	...	14	5	...	...	3	1	1	...	7	...	6	1	17	...	19	...	5	8	12	9	
	Deaths 2	...	...	...	...	...	...	...	...	...	...	...	...	...	...	...	...	...	...	...	...	...	...	...	...	...	...	...	...	...	1	...	
6	Admissions 183	...	...	...	1	1	52	5	17	2	...	...	2	...	3	...	1	...	1	3	8	...	6	7	7	...	12	...	32	18	7	7	
	Deaths 2	...	...	...	...	...	...	...	...	...	...	...	...	...	1	...	...	...	...	...	...	...	...	...	...	...	...	...	...	...	...	...	
7	Admissions 1,132	...	1	...	1	24	129	44	71	14	5	...	21	13	1	7	13	1	9	10	72	5	124	80	134	2	91	2	4	103	48	103	
	Deaths 12	...	...	...	...	...	...	...	...	...	...	...	...	...	...	...	...	...	...	...	...	...	...	...	...	...	...	...	...	...	2	...	
8	Admissions 169	...	...	...	2	...	8	5	10	...	1	2	...	...	...	...	...	...	...	...	...	...	...	...	...	...	...	...	...	...	1	9	6
	Deaths 5	...	...	...	...	...	...	...	...	...	...	...	...	...	...	...	...	...	...	...	...	...	...	...	...	...	...	...	...	...	...	1	
9	Admissions 501	...	...	...	2	7	49	46	52	5	1	12	1	1	1	...	10	1	6	3	17	2	26	12	15	1	20	...	6	70	104	32	
	Deaths 6	...	...	...	...	...	...	...	...	...	...	...	...	...	1	1	1	...	...	...	2	...	...	...	...	...	...	...	...	...	1	1	
10	Admissions 871	...	2	...	1	4	72	30	181	42	...	50	8	...	2	8	3	2	10	50	1	41	11	62	7	56	1	8	74	94	51		
	Deaths 5	...	...	...	...	...	...	...	...	...	...	...	...	...	...	...	...	...	...	...	...	...	...	...	...	...	...	...	...	...	1	1	
11	Admissions 228	...	...	...	6	6	14	16	24	10	...	5	2	...	...	1	...	5	1	4	3	25	4	28	1	8	...	9	27	22	7		
	Deaths 1	...	...	...	...	...	...	...	...	...	...	...	...	...	...	...	...	...	...	...	...	...	...	...	...	...	...	...	...	...	1	1	
12	Admissions 297	...	2	...	7	17	11	1	18	4	...	10	3	...	3	1	1	8	1	5	...	17	12	8	1	10	1	...	20	27	19		
	Deaths 6	...	...	...	...	...	...	...	...	...	...	...	...	...	...	...	...	...	...	...	...	...	...	...	...	...	...	...	...	...	...	...	
13	Admissions 151	...	...	...	1	17	3	1	17	3	...	2	3	...	4	2	...	19	1	1	...	9	3	13	...	8	1	1	16	15	11		
	Deaths 1	...	...	...	...	...	...	...	...	...	...	...	...	...	...	...	...	...	...	...	...	...	...	...	...	...	...	...	...	...	...	...	
14	Admissions 1,650	...	1	...	...	16	200	15	337	73	1	1	7	6	...	1	2	...	31	...	32	4	17	17	33	...	37	2	13	133	69	31	
	Deaths 11	...	...	...	...	...	...	...	...	...	...	...	...	...	...	...	...	...	...	...	...	...	...	...	...	...	...	...	...	...	...	1	
15	Admissions 136	...	...	...	11	11	2	24	3	...	1	4	1	...	...	...	1	2	...	2	2	3	2	10	...	7	...	3	30	15	2		
	Deaths 3	...	...	...	...	...	...	...	...	...	...	...	...	...	...	...	...	...	...	...	...	...	...	...	...	...	...	...	...	...	...	...	
Admissions 6,212		...	4	2	72	188	90	216	957	169	9	2	195	6	11	23	48	12	97	34	267	19	393	183	431	22	394	7	86	906	546	498	
Deaths 72		...	1	...	6	...	1	...	...	...	2	1	...	...	4	5	2	...	...	...	...	...	...	...	...	...	...	...	...	...	11	4	
Invaliding 292		...	...	...	3	...	9	...	...	...	16	...	...	...	...	...	...	...	...	...	...	...	...	...	...	...	...	...	...	...	...	...	

## BURMAH and PEGU.

1	{ Admissions 737 Deaths 11 Invaliding 31	...	...	...	26	14	41	68	22	2	...	17	4	2	...	8	4	4	11	41	1	107	32	93	1	74	3	11	44	48	56				
2	{ Admissions 59 Deaths 3 Invaliding 2	...	...	...	...	...	3	1	7	4	...	...	1	2	...	...	1	...	...	...	...	9	2	8	...	3	...	2	9	5	2				
3	{ Admissions 72 Deaths 3 Invaliding 1	...	...	...	...	...	2	7	3	5	4	...	...	...	1	1	3	...	...	...	8	3	6	1	6	...	1	9	4	8					
4	{ Admissions 437 Deaths 5 Invaliding 8	...	...	...	...	...	18	15	39	18	7	...	3	4	...	2	...	...	1	11	1	136	25	54	...	9	1	3	40	12	35				
5	{ Admissions 72 Deaths 1 Invaliding 3	...	...	...	...	...	5	2	4	11	2	...	1	1	...	...	...	1	...	...	11	7	10	...	3	...	...	6	6	2					
6	{ Admissions 646 Deaths 7 Invaliding 40	...	...	...	...	...	4	18	106	15	48	7	2	...	6	...	4	...	2	4	39	1	39	51	62	...	15	...	7	60	53	59			
7	{ Admissions 129 Deaths 2 Invaliding 3	...	...	...	...	...	3	14	3	9	...	...	2	2	...	...	4	1	1	...	11	1	5	2	16	...	7	...	16	20	11				
	{ Admissions 2,152 Deaths 29 Invaliding 83	...	...	...	...	...	4	4	54	204	85	187	57	11	...	39	13	3	5	13	11	7	17	105	4	315	122	249	2	117	4	24	184	118	123
		...	...	...	...	...	...	...	...	...	...	3	...	2	3	...	2	...	...	1	7	3	...	22	2	22	...	1	...	1	...	1	2	2	
		...	...	...	...	...	...	...	...	...	...	...	...	...	...	...	...	...	...	...	...	...	...	...	...	...	...	...	...	...	...	...	...	...	
	{ Admissions 52,982 Deaths 536 Invaliding 1,432	9	37	45	172	13200	7214	1987	6513	869	134	13,845	274	95	118	312	89	835	235	1128	269	953	1892	1661	233	1990	123	528	3169	3368	272				
		...	...	...	...	...	...	...	...	...	...	...	...	...	...	...	...	...	...	...	...	...	...	...	...	...	...	...	...	...	...	...	...	...	
	{ Admissions 12,977 Deaths 148 Invaliding 607	1	5	6	31	710	1365	477	1707	348	39	2,367	117	17	38	104	36	130	89	635	48	355	531	964	29	878	16	160	1182	1080	809				
		...	...	...	...	...	...	...	...	...	...	...	...	...	...	...	...	...	...	...	...	...	...	...	...	...	...	...	...	...	...	...	...	...	
	{ Admissions 13,280 Deaths 111 Invaliding 377	3	4	...	33	3390	1111	496	1484	285	37	3,318	71	25	28	79	59	220	45	628	41	241	473	592	89	741	36	89	1152	1054	586				
		...	...	...	...	...	...	...	...	...	...	...	...	...	...	...	...	...	...	...	...	...	...	...	...	...	...	...	...	...	...	...	...	...	
	{ Admissions 79,239 Deaths 795 Invaliding 2,406	13	46	51	229	17396	9690	2910	9791	1493	201	18,150	362	157	184	562	175	1217	380	4301	319	2109	2895	3127	351	3609	175	777	5444	5596	1112				
		...	...	...	...	...	...	...	...	...	...	...	...	...	...	...	...	...	...	...	...	...	...	...	...	...	...	...	...	...	...	...	...	...	



# EUROPEAN TROOPS, 1874.

## XXXII.

TABLE showing the NUMBER of DAYS spent in HOSPITAL by the MEN of each REGIMENT.

BENGAL PRESIDENCY.								
STATION.	Regiment.	Average Strength for the Year.	Aggregate of the Number of Days spent in Hospital.	Average Number of Days per Man.	STATION.	Regiment.	Average Strength for the Year.	Aggregate of the Number of Days spent in Hospital.
FORT WILLIAM	1-3rd Regiment	876	13,870	15.8	UMBALLA	11th Hussars	456	9,700
	Y Brigade, 3 Battery	82	2,033	24.8		4th Battalion, Rifle Brigade	804	16,552
DUM-DUM AND BARRACKPORE	62nd Regiment	965	17,367	20.1		A Brigade, A Battery	102	3,604
						A Brigade, C Battery	137	4,526
BARRACKPORE	XI Brig. A Battery (10 months)	151	5,425	35.9	JULLUNDUR	54th Regiment	632	19,564
	XI Brig. B Battery (10 months)	155	7,457	48.0		VIII Brigade, A Battery	160	4,249
HAZARIBAGH	2-22nd Regiment	878	19,983	22.8	FEROZPORE	2-12th Regiment	869	20,130
DINAPORE	100th Regiment	1000	22,962	23.0		VIII Brigade, E Battery	153	4,249
	XI Brig., C Battery (10 months)	150	5,410	36.1		XIII Brigade, 3 Battery	79	1,609
BENARES	1-14th Regiment, Wing	370	8,074	21.8	MOOLTAN	92nd Regiment	843	19,079
	XI Brig., D Battery (10 months)	160	5,507	33.9		VIII Brigade, C Battery	149	3,322
PYZABAD	51st Regiment	918	21,991	24.0	SHALHOT	5th Lancers (10 months)	433	4,818
	XIX Brigade, D Battery	151	2,632	17.4		1-6th Regiment	929	19,783
LUCKNOW	13th Hussars, (11 months)	445	11,395	25.6		A Brigade, D Battery	148	2,117
	40th Regiment	919	21,554	23.5	AMRITSAR	XIII Brigade, 4 Battery	85	2,098
	65th Regiment	935	20,348	21.8				
	A Brigade, B Battery	150	3,600	24.0	MEEAN MEE	36th Regiment (Head Qrs.)	575	13,028
	XIX Brigade, G Battery	169	3,511	20.8		F Brigade, A Battery	156	2,600
	XXIII Brigade, 7 Battery	88	1,618	18.4		VIII Brigade, D Battery	151	3,248
SITAPUR	1-14th Regiment, (Head Quarters)	521	16,084	30.8		XIII Brigade, 2 Battery	85	1,278
	XIX Brigade, E Battery	147	4,867	33.1	RAWAL PINDI	4th Hussars	461	7,057
CANNPORE	72nd Regiment	902	30,790	34.1		76th Regiment	873	17,713
	XIX Brigade, F Battery	157	4,088	26.0		F Brigade, F Battery	146	1,776
ALLAHABAD	2-19th Regiment	851	22,010	25.9		VIII Brigade, H Battery	153	2,774
	XI Brig., E Battery (10 months)	154	6,220	40.4	CAMPBELLPORE	F Brigade, B Battery	156	1,752
	XXIII Brigade, 6 Battery	89	2,737	30.8				
BAREILLY	1-5th Regiment	963	14,107	14.7	ATTOCK	XIII Brigade, 5 Battery	81	1,277
	XIX Brigade, C Battery	153	2,544	16.6	NOWSHERA	39th Regiment	930	19,162
ROOSEE	55th Regiment, (Head Quarters)	471	6,007	14.0	PESHAWUR	1-17th Regiment	877	21,882
MEERUT	15th Hussars	475	14,290	30.1		72nd Regiment	866	19,868
	85th Regiment	874	23,700	27.1		F Brigade, C Battery	155	3,212
	C Brigade, A Battery	158	4,510	28.5		VIII Brigade, G Battery	157	2,312
	F Brigade, E Battery	157	2,270	14.5		XXIII Brigade, 3 Battery	88	1,058
	VIII Brigade, B Battery	144	3,121	21.7	CHERAT	Detachments, (6 months)	767	(6,850)
	VIII Brigade, F Battery	160	3,467	21.7				
DELHI	55th Regiment, Wing	474	10,257	21.6	DARJEELING	XIII Brigade, 7 Battery	86	1,710
	XXIII Brigade, 2 Battery	89	2,909	32.6	RAIKHET	2-1st Regiment	878	12,178
MUTTRA	10th Hussars	491	11,717	23.8	CHAKRATA	1-8th Regiment	927	14,226
AGRA	59th Regiment	827	17,246	20.9	DAGSHAI	37th Regiment	851	10,300
	XIX Brigade, A Battery	158	3,808	24.1	SOLON	36th Regiment (Wing) (9 months)	313	7,006
	XXIII Brigade, 5 Battery	82	1,971	24.0	SCBATHU	1-11th Regiment	885	12,155
MORAR	26th Regiment	716	10,913	15.2	JUTOGH	XIII Brigade, 6 Battery	92	1,598
	A Brigade, E Battery	151	2,539	16.9				
	XIX Brigade, B Battery	161	4,065	25.2	MURREE HILLS	2nd Battalion, 60th Regiment	974	13,531
	XXIII Brigade, 1 Battery	91	2,998	33.1		XIII Brigade, 1 Battery	92	1,825
FORTRESS GWALIOR	XXIII Brigade, 4 Battery	79	1,947	24.0				
	Detachment, 63rd Regiment							
JHANSI	63rd Regiment	933	21,120	22.6				
NOWGONG	Detachment, 63rd Regiment							
	XI Brig., G Battery (10 months)	151	4,909	32.4				
SATGUR	XI Brig., F Battery (10 months)	152	5,037	33.1				
JURRULPORE AND SATGUR	2-25th Regiment	787	12,483	15.9				



MADRAS PRESIDENCY.					BOMBAY PRESIDENCY.				
STATION.	Regiment.	Average Strength for the Year.	Aggregate of the Number of Days spent in Hospital.	Average Number of Days per Man.	STATION.	Regiment.	Average Strength for the Year.	Aggregate of the Number of Days spent in Hospital.	Average Number of Days per Man.
KANPETRE	44th Regiment XX Brigade, E Battery XX Brigade, G Battery	826 163 169	22,090 3,511 3,434	26.8 21.5 21.5	NUSSEERABAD	106th Regiment XVIII Brigade, E Battery	841 154	13,651 1,829	16.2 11.2
SECUNDERABAD	16th Lancers 76th Regiment 107th Regiment C Brigade, B Battery V Brigade, 5 Battery IX Brigade, A Battery XX Brigade, F Battery	468 865 846 179 88 166 152	7,459 17,461 11,226 3,843 732 3,416 2,389	15.9 20.2 13.3 21.6 8.5 20.7 15.7	NEEMUCH	XVIII Brigade, D Battery	139	2,485	17.9
MADRAS	1-21st Regiment V Brigade, 7 Battery	897 91	29,688 2,774	33.1 30.5	MHOW	3rd Hussars 49th Regiment C Brigade, E Battery VI Brigade, 2 Battery	495 810 158 81	16,709 17,277 4,767 2,201	33.7 21.3 29.7 27.2
ST. THOMAS' MOUNT	VI Brigade, 7 Battery XX Brigade, A Battery XX Brigade, C Battery	82 155 162	1,610 2,828 3,193	19.6 18.2 19.7	DEESA	83rd Regiment	965	19,843	20.6
TRICHINOPOLY	XVIII Brigade, G Battery	126	4,406	35.0	AMNEDABAD	XVIII Brigade, C Battery	164	1,789	10.9
BANGALORE	18th Hussars 86th Regiment C Brigade, C Battery IX Brigade, C Battery XX Brigade, D Battery	456 936 174 165 165	7,879 29,659 5,991 4,435 3,723	17.3 22.3 29.2 26.9 22.6	KURRACHEE	56th Regiment XVIII Brigade, B Battery	927 148	14,225 1,152	15.3 7.8
BELLARY	48th Regiment XX Brigade, B Battery	918 157	29,809 2,312	22.7 14.7	HYDERABAD	IX Brigade, B Battery	164	2,424	14.8
CANNANORE	43rd Regiment V Brigade, 1 Battery	883 78	19,863 1,891	22.5 24.2	ADEN	41st Regiment VI Brigade, 1 Battery VI Brigade, 6 Battery	589 81 80	5,621 1,211 1,793	9.7 15.3 22.4
RANGOON	45th Regiment V Brigade, 2 Battery V Brigade, 6 Battery	809 82 78	14,655 1,217 1,434	16.9 14.8 18.4	BOMBAY	VI Brigade, 3 Battery VI Brigade, 4 Battery VI Brigade, 5 Battery	86 85 83	2,296 1,832 1,733	26.7 21.5 20.9
TOUNGGOO	67th Regiment, (Wing) V Brigade, 4 Battery	368 82	7,635 1,065	20.8 13.0	AMNEDUGGER	1-2nd Regiment IX Brigade, E Battery	915 161	14,173 2,655	15.5 15.9
THAYETMYO	67th Regiment, (Hd. Qrs.) IX Brigade, G Battery	569 169	7,961 2,227	14.0 13.2	POONA	2-7th Regiment 68th Regiment	853 934	19,456 17,065	22.8 18.8
					KIRKEE	C Brigade, D Battery IX Brigade, D Battery IX Brigade, F Battery XVIII Brigade, F Battery	165 171 152 157	3,223 3,393 2,227 1,874	19.5 19.3 14.6 11.9
					BELGAUM	66th Regiment XVIII Brigade, A Battery	913 157	16,119 1,855	17.6 11.8
Aggregate of Hospital Diets (Days in Hospital) derived from the Weekly Returns of 1874					Army of Bengal	799,597			
					" " Madras	246,628			
					" " Bombay	260,396			
					ARMY OF INDIA	1,246,621			
Aggregate Number of Days spent in Hospital derived from the Regimental Returns contained in this Table					Army of Bengal	799,597			
					" " Madras	233,963			
					" " Bombay	195,179			
					ARMY OF INDIA	1,228,235			
It is probable that, in some instances, the time spent in Hospital by men at Convalescent Depôts and elsewhere, has been left out in making up this Statement.									

# EUROPEAN TROOPS, 1874.

## XXXIII.

*DISTRIBUTION of the EUROPEAN ARMY of the BENGAL PRESIDENCY on 26th June 1874.*

STRENGTH OF THE ARMY OF BENGAL ON 26th JUNE 1874. 37,422.					
	STATION.	STRENGTH.		STATION.	STRENGTH.
ARTILLERY.			INFANTRY.		
A Horse Brigade, Head Quarters	Umballa	5	1st Regiment, 2nd Battalion	Ranikhet	852
A Battery	Umballa	119	3rd " 1st "	Fort William	889
B " "	Lucknow	145	5th " 1st "	Bareilly	794
C " "	Umballa	121	" " "	Moradabad	211
D " "	Sialkot	138	6th " 1st "	Sialkot	398
E " "	Morar	143	" " "	Amritsar	295
C Horse Brigade, A Battery	Meerut	136	" " "	Dalhousie Hills	121
F Horse Brigade, Head Quarters	Peshawar	4	8th " 1st "	Chakrata	905
A Battery	Meeran Meer	148	11th " 1st "	Sabathu	808
B " "	Campbellpore	153	12th " 2nd "	Ferozepore	808
C " "	Peshawar	126	14th " 1st "	Sitapur	501
E " "	Meerut	149	" " "	Benares	351
F " "	Rawalpindi	131	17th " 1st "	Peshawar	548
5th Brigade, 3 Battery	Fort William	82	" " "	Cherat	276
6th Brigade, Head Quarters	Meerut	8	19th " 2nd "	Allahabad	668
A Battery	Jullundur	142	" " "	Fort Allahabad	150
B " "	Meerut	130	22nd " 2nd "	Hazriabagh	882
C " "	Mooltan	138	25th " 2nd "	Jubbulpore	534
D " "	Meeran Meer	138	" " "	Saugor	251
E " "	Ferozepore	146	26th " "	Morar	717
F " "	Meerut	158	30th " "	Meeran Meer	306
G " "	Peshawar	129	" " "	Fort Lahore	99
H " "	Rawalpindi	123	" " "	Dagshai	113
11th Brigade, Head Quarters	Barrackpore	7	" " "	Solan	306
A Battery	Barrackpore	150	37th " "	Dagshai	915
B " "	Barrackpore	156	38th " "	Nowshera	413
C " "	Dinapore	148	" " "	Attock	103
D " "	Benares	153	" " "	Campbellpore	20
E " "	Allahabad	154	40th " "	Lucknow	839
F " "	Saugor	156	51st " "	Fyzabad	836
G " "	Nowgong	151	54th " "	Jullundur	653
13th Brigade, Head Quarters	Meeran Meer	7	" " "	Dharmadla	129
1 Battery	Murree Hills	87	" " "	Kangra	51
2 " "	Meeran Meer & Fort Lahore	77	53th " "	Roorkee	352
3 " "	Ferozepore	77	" " "	Delhi	459
4 " "	Govindgarh	81	59th " "	Agra	894
5 " "	Attock	67	2-60th " "	Murree Hills	894
6 " "	Jutogh	90	" " "	Rawal Pindi	34
7 " "	Darjeeling	85	62nd " "	Dum-Dum	626
19th Brigade, Head Quarters	Lucknow	6	" " "	Barrackpore	203
A Battery	Agra	151	63rd " "	Jhansi	403
B " "	Morar	150	" " "	Nowgong	188
C " "	Bareilly	150	" " "	Gwalior Fortress	304
D " "	Fyzabad	144	65th " "	Lucknow	885
E " "	Sitapur	145	70th " "	Rawal Pindi	592
F " "	Cawnpore	151	72nd " "	Peshawar	506
G " "	Lucknow	158	73rd " "	Cawnpore	904
23rd Brigade, Head Quarters	Morar	81	85th " "	Meerut	511
1 Battery	Morar	81	" " "	Fatehgarh	286
2 " "	Delhi	72	92nd " "	Mooltan	706
3 " "	Peshawar	68	" " "	Dera Ismael Khan	98
4 " "	Fortress Gwalior	75	109th " "	Dinapore	863
5 " "	Agra	75	" " "	Chunar	67
6 " "	Allahabad	75	4th Battalion, Rifle Brigade	Umballa	739
7 " "	Lucknow	78	Detachments from Peshawar	Cherat	477
Sappers and Miners, &c.	Roorkee	32	General Detachments	Murree Hills	299
CAVALRY.			CONVALESCENT DEPOTS	Darjeeling	211
4th Hussars	Rawalpindi	345	" " "	Naini Tal	327
5th Lancers	Sialkot	419	" " "	Landour	210
10th Hussars	Muttra	456	" " "	Kasauli	568
11th " "	Umballa	399	" " "	Dalhousie	352
13th " "	Lucknow	422	" " "	Murree	486
14th " "	Meerut	419	BOMBAY DEPOT	Colaba	11
			MILITARY PRISONS		



*DISTRIBUTION of the EUROPEAN ARMY of MADRAS and BOMBAY on 26th June 1874.*

STRENGTH OF THE ARMY OF MADRAS ON 26th JUNE 1874, 11,431.			STRENGTH OF THE ARMY OF BOMBAY ON 26th JUNE 1874, 10,582.		
	STATION.	STRENGTH.		STATION.	STRENGTH.
<b>ARTILLERY.</b>			<b>ARTILLERY.</b>		
C Horse Brigade, Head Quarters	Bangalore	11	C Horse Brigade, D Battery	Kirkee	156
B Battery	Secunderabad	162	E "	Mhow	137
C "	Bangalore	165	6th Brigade, 1 Battery	Aden	81
5th Brigade, Head Quarters	St. Thomas' Mount	15	2 "	Mhow	75
1 Battery	Cannanore	78	3 " and Head Quarters	Bombay	82
2 "	Rangoon	80	4 "	Bombay	84
4 "	Toungoo	68	5 "	Bombay	52
5 "	Secunderabad	84	6 "	Aden	76
6 "	Rangoon	74	9th Brigade, B Battery	Hyderabad	162
7 "	Madras	70	D " and Hd. Quarters	Kirkee	169
6th Brigade, 7 Battery	St. Thomas' Mount	73	E "	Ahmednuggur	169
9th Brigade, A "	Secunderabad	154	F "	Kirkee	147
C "	Bangalore	148	18th Brigade, A Battery	Belgaum	158
G "	Thayetmyo	159	B "	Kurrachee	154
18th Brigade, G Battery	Trichinopoly	141	C " and Hd. Quarters	Ahmedabad	167
20th Brigade, Head Quarters	Secunderabad	10	D "	Neemuch	123
A Battery	St. Thomas' Mount	134	E "	Nusserebad	127
B "	Bellary	148	F "	Kirkee	156
C "	St. Thomas' Mount	135	Detachment of Artillery	Haroda	31
D "	Bangalore	159	Sappers and Miners	Kirkee	37
E "	Kamptee	148			
F "	Secunderabad	149			
G "	Kamptee	131			
<b>CAVALRY.</b>			<b>CAVALRY.</b>		
16th Lancers	Secunderabad	406	3rd Hussars	Mhow	471
18th Hussars	Bangalore	431			
<b>INFANTRY.</b>			<b>INFANTRY.</b>		
21st Regiment, 1st Battalion	Madras	584	2nd Regiment, 1st Battalion	Ahmednuggur	384
" "	Trichinopoly	152	" "	Sattara	174
43rd "	Cannanore	554	" "	Asseerghur	100
" "	Mallapuram	100	" "	Bombay	226
" "	Calicut	97	7th " 2nd Battalion	Poona	805
44th "	Kamptee	685	41st "	Aden	589
" "	Seetabuldee	47	49th "	Mhow	724
" "	Pachmarhi	149	" "	Indore	94
45th "	Rangoon	748	50th "	Kurrachee	628
" "	Port Blair	108	" "	Hyderabad	268
48th "	Bellary	792	66th "	Belgaum	905
67th "	Thayetmyo	563	68th "	Poona	902
" "	Toungoo	364	83rd "	Deesa	740
76th "	Secunderabad	747	" "	Ahmedabad	116
89th "	Bangalore	870	108th "	Nusserebad	471
107th "	Secunderabad	747	" "	Neemuch	279
<b>DEPOTS.</b>			<b>DEPOTS.</b>		
	Ramandroog	46		Poorundhar	96
	Wellington	578		Mount Abo	88
				Taraghar, Ajmere	73
				Ghizree	18
	Poonamallee	175		Poona	12
	Madras	10		Bombay	20
				Deolalce	83

Name of the person	Rank	Service
John Smith	Lieutenant	1st Regt. N.Y. Inf.
James Brown	Captain	2nd Regt. N.Y. Inf.
William Jones	Major	3rd Regt. N.Y. Inf.
Robert Lee	Colonel	4th Regt. N.Y. Inf.
Thomas Wilson	Lieutenant Colonel	5th Regt. N.Y. Inf.
George White	Major	6th Regt. N.Y. Inf.
Charles Black	Captain	7th Regt. N.Y. Inf.
Henry Green	Lieutenant	8th Regt. N.Y. Inf.
David King	Major	9th Regt. N.Y. Inf.
John Adams	Colonel	10th Regt. N.Y. Inf.
Thomas Jefferson	Lieutenant Colonel	11th Regt. N.Y. Inf.
James Madison	Major	12th Regt. N.Y. Inf.
George Washington	Captain	13th Regt. N.Y. Inf.
John Hancock	Lieutenant	14th Regt. N.Y. Inf.
Thomas Paine	Major	15th Regt. N.Y. Inf.
James Otis	Colonel	16th Regt. N.Y. Inf.
John Jay	Lieutenant Colonel	17th Regt. N.Y. Inf.
George Clinton	Major	18th Regt. N.Y. Inf.
John Sullivan	Captain	19th Regt. N.Y. Inf.
Thomas Mifflin	Lieutenant	20th Regt. N.Y. Inf.
James Smith	Major	21st Regt. N.Y. Inf.
George Thompson	Colonel	22nd Regt. N.Y. Inf.
John Brown	Lieutenant Colonel	23rd Regt. N.Y. Inf.
Thomas Jackson	Major	24th Regt. N.Y. Inf.



WOMEN AND CHILDREN OF EUROPEAN  
REGIMENTS, 1874.

# WOMEN AND CHILDREN OF EUROPEAN REGIMENTS, 1874.

## I.

TABLE showing the SICKNESS and MORTALITY among the WOMEN of the EUROPEAN REGIMENTS composing the ARMY of INDIA, during the Year 1874, and the prevalence of the principal Diseases in each Month of the Year.

MONTHS.	Average Strength.	Average Number Daily Sick.	Number Daily Sick per 1,000 of Strength.	Number of Deaths in each Month.	Death-rate of the Year per 1,000 of Strength.	CAUSES OF DEATHS.														
						Cholera.	Smallpox.	Enteric Fever.	Fever, Intermittent.	Fever, Remittent and Continued.	Heat Apoplexy.	Dysentery.	Diarrhoea.	Hepatitis.	Phthisis Pulmonalis.	Respiratory Diseases.	Heart Diseases.	Atrophy and Anæmia.	Childbirth and Abortion.	All other Causes.
January	6,542	164	25.1	9	...	1	...	...	...	...	...	...	1	1	2	...	1	1	1	1
February	6,544	151	23.1	9	...	...	...	...	...	1	...	...	...	1	1	...	...	5	1	...
March	6,705	141	21.0	13	...	...	1	...	...	1	...	1	...	...	1	...	3	3	1	1
April	6,208	203	30.3	10	...	...	...	...	...	...	...	...	1	...	...	1	...	1	1	...
May	6,699	231	34.5	9	...	...	...	...	...	1	1	...	...	1	1	...	...	1	1	1
June	6,694	278	41.5	9	...	...	1	1	...	...	...	...	...	1	1	...	...	1	1	1
July	6,685	317	47.4	11	...	...	...	...	...	1	...	3	...	1	3	1	...	1	1	1
August	6,624	329	49.7	10	...	...	...	1	...	...	...	1	...	1	3	...	...	...	1	1
September	6,637	307	46.2	11	...	...	...	1	...	2	1	...	...	...	3	...	1	...	1	1
October	6,519	275	41.6	14	...	...	...	1	...	6	...	1	...	1	1	...	...	1	3	1
November	6,611	240	36.3	16	...	...	...	...	...	...	...	...	...	1	1	1	1	1	3	1
December	6,476	188	29.0	8	...	...	...	...	...	1	...	...	...	1	1	1	...	2	1	...
						1	2	4	...	17	2	14	5	13	19	8	3	11	29	11
Died per 1,000 of Strength.																				
For the year	6,627	235	35.5	129	19.47	15	30	3.17	...	30	2.11	76	1.81	2.87	1.21	45	1.66	3.02	1.68	...

CAUSES OF ADMISSIONS.	NUMBER OF ADMISSIONS INTO HOSPITAL IN EACH MONTH.												Total Admitted during the Year.	Admitted per 1,000 of Strength.	Died out of each hundred treated.
	Jan.	Feb.	March.	April.	May.	June.	July.	Aug.	Sept.	Oct.	Nov.	Dec.			
Cholera	1	...	...	...	...	...	...	...	...	...	...	...	1*	1	100.00
Smallpox	2	...	1	...	1	1	...	...	...	...	...	...	5	8	40.00
Dysentery	1	...	...	...	...	...	...	...	...	...	...	...	3	5	...
Enteric Fever	...	...	...	...	...	2	...	2	...	1	1	...	6	9	60.67
Intermittent Fever	32	31	45	60	80	98	119	112	168	192	194	92	1,153	174.0	...
Remittent and Continued Fevers	12	19	26	58	119	80	100	78	95	83	102	51	832	125.5	29.4
Heat Apoplexy	...	...	...	...	...	...	...	...	...	...	...	...	...	...	100.00
Dysentery	15	6	14	13	11	21	27	23	26	14	11	10	185	28.5	7.41
Diarrhoea	15	11	11	21	26	39	58	41	29	19	22	22	340	51.3	1.47
Hepatitis	2	7	8	7	10	10	12	11	18	11	11	10	117	17.7	10.26
Phthisis Pulmonalis	...	...	...	...	...	...	...	...	...	...	...	...	...	...	...
Respiratory Diseases	25	23	21	39	16	24	21	16	25	16	23	34	275	41.5	29.1
Debility and Anæmia	6	4	6	1	5	6	4	6	6	4	2	7	57	8.6	33.93
Rheumatism	70	74	102	94	120	135	190	113	111	61	90	80	1,236	186.5	...
Eye Diseases	10	6	10	19	12	13	12	9	20	8	5	2	128	19.0	...
Childbirth	12	4	9	18	17	32	166	100	61	15	12	4	430	64.9	...
Abortion	...	...	...	...	...	...	...	...	...	...	...	...	...	...	...
Diseases peculiar to Women	6	10	13	7	14	9	19	10	13	9	6	11	126	19.0	1.59
Ulcers and Abscess	19	15	22	18	20	16	27	28	23	17	12	14	231	34.9	...
Injuries	16	13	16	15	15	18	11	23	21	12	6	11	197	29.7	...
All other Causes	6	5	5	9	7	9	4	11	2	6	9	3	76	11.5	7.8
	36	34	45	79	64	65	84	77	85	51	45	54	719	108.5	...
	290	262	356	455	539	589	818	675	719	552	480	496	6,141	...	...
Admitted per 1,000 of the Average Strength in each Month.															
	44.3	40.0	53.1	67.9	80.5	88.0	122.4	101.9	108.3	83.5	72.6	62.7	926.7	...	...

\* All the cases of cholera recorded occurred at Fort William—one in January amongst the women, and two in February and one in July amongst the children. All were fatal with the exception of the case in July.



# WOMEN AND CHILDREN OF EUROPEAN REGIMENTS, 1874.

## II.

TABLE showing the SICKNESS and MORTALITY among the CHILDREN of the EUROPEAN REGIMENTS composing the ARMY of INDIA during the Year 1874, and the prevalence of the principal Diseases in each Month of the Year.

MONTHS.	Average Strength.	Average Number Daily Sick.	Number Daily Sick per 1,000 of Strength.	Number of Deaths in each Month.	Death-rate of each Month per 1,000 of Strength.	CAUSES OF DEATHS.																			
						Cholera.	Smallpox.	Measles.	Whooping Cough.	Scarlet Fever.	Euteric Fever.	Intermittent Fevers.	Remittent and Continued Fevers.	Heat Apoplexy.	Dentition.	Convulsions.	Meningitis and Hydrocephalus.	Tubercular.	Phthisis Pulmonalis.	Dysentery.	Diarrhoea.	Anæmia and Atrophy.	Bronchitis and Pneumonia.	Croup and Diphtheria.	All other Causes.
January	11,809	262	22.0	36	3.02	...	...	1	1	...	...	1	1	...	4	3	...	1	1	1	1	6	10	3	2
February	12,330	262	21.4	27	2.21	...	...	1	...	...	...	...	...	...	2	9	...	1	1	1	1	4	...	...	...
March	12,303	259	21.0	66	5.33	...	...	1	...	...	...	...	...	...	5	11	...	1	1	3	9	6	6	...	6
April	12,344	366	29.7	61	5.19	...	...	1	1	...	...	...	...	...	10	12	...	1	1	6	12	6	10	3	...
May	12,384	404	32.6	67	5.41	...	...	11	...	...	...	...	...	...	8	9	...	1	1	3	9	8	10	3	...
June	12,432	451	36.3	52	4.18	...	...	...	...	...	...	...	...	...	8	6	...	1	1	3	11	9	...	...	...
July	12,491	561	45.0	91	7.34	...	...	...	...	...	...	...	...	...	17	18	...	4	4	4	24	10	...	...	...
August	12,512	600	47.9	92	7.35	...	...	...	...	...	...	...	...	...	13	12	...	4	4	6	25	9	...	...	...
September	12,530	496	39.8	59	4.71	...	...	...	...	...	...	...	...	...	10	9	...	4	4	1	11	3	...	...	...
October	12,589	439	34.9	33	2.62	...	...	...	...	...	...	...	...	...	5	9	...	1	1	3	3	3	...	...	...
November	12,650	366	29.0	48	3.79	...	...	...	...	...	...	...	...	...	9	9	...	1	1	4	5	6	...	...	...
December	12,310	313	25.4	58	4.71	...	...	...	...	...	...	...	...	...	9	7	...	1	...	...	7	6	...	...	...
						2	1	31	4	...	5	18	34	5	93	111	21	26	3	35	116	78	47	25	39
Died per 1,000 of Strength.																									
For the year	12,393	397	32.0	686*	55.35	16	08	2.50	32	...	49	3.55	40	7.50	8.96	1.70	2.10	24	282	9.36	6.39	3.79	2.02	3.15	

CAUSES OF ADMISSIONS.	NUMBER OF ADMISSIONS INTO HOSPITAL IN EACH MONTH.												Total Admitted during the Year.	Admitted per 1,000 of Strength.	Died out of each hundred cases treated.
	Jan.	Feb.	March.	April.	May.	June.	July.	Aug.	Sept.	Oct.	Nov.	Dec.			
Cholera	...	2	...	...	...	...	1	...	...	...	...	...	3	2	66.67
Smallpox	10	3	9	4	2	...	...	...	...	...	...	...	28	23	3.57
Dysentery	...	...	...	...	...	...	...	...	...	...	...	...	...	...	...
Measles	39	70	84	128	92	43	19	...	2	6	29	147	659	53.2	4.70
Whooping Cough	10	...	11	11	13	17	18	6	9	10	5	18	134	10.8	2.98
Scarlet Fever	...	...	...	...	1	...	...	...	1	...	...	...	2	2	...
Euteric Fever	...	...	...	1	1	...	...	3	4	...	1	...	11	9	45.45
Intermittent Fevers	51	30	34	55	97	73	108	115	196	215	177	95	1,247	100.6	80
Remittent and Continued Fevers	25	1	61	99	124	130	97	114	153	150	130	85	1,175	94.8	2.80
Heat Apoplexy	...	...	...	...	1	...	3	1	2	2	1	...	10	8	59.00
Dysentery	7	8	10	20	23	21	32	34	29	12	8	10	214	17.3	16.35
Diarrhoea	27	26	51	86	95	50	185	141	88	40	41	51	924	74.6	12.55
Hepatitis	1	1	2	2	1	3	1	1	1	1	1	1	16	1.3	...
Spleen Disease	...	2	2	2	1	5	1	...	...	...	2	3	21	1.7	...
Respiratory Diseases	62	46	56	47	45	38	57	57	74	62	50	57	666	53.7	10.81
Eye Diseases	22	15	32	128	71	162	67	496	186	67	46	21	1,558	141.9	...
Anæmia and Debility	81	82	104	84	112	122	136	74	103	81	119	101	1,201	96.9	6.49
Tubercular Diseases	2	4	7	9	7	6	12	7	9	7	5	3	78	6.3	35.90
Meningitis and Hydrocephalus	...	1	3	6	5	2	6	3	1	3	3	1	34	2.7	61.77
Convulsions	6	9	17	18	14	9	22	14	11	12	14	9	155	12.5	71.61
Dentition	30	20	25	51	61	50	70	71	52	32	38	42	543	43.8	17.13
Abscess and Ulcer	19	9	16	10	19	22	29	22	26	16	14	11	195	15.7	...
Injuries	24	16	15	14	18	18	19	10	20	21	11	15	201	16.2	40.0
All other Causes	34	44	66	44	52	65	59	48	44	48	34	39	578	46.6	...
	443	405	625	814	856	699	1,459	1,139	1,012	791	729	711	9,853		
Admitted per 1,000 of the Average Strength in each Month.															
	37.2	33.1	50.6	66.0	69.1	69.9	117.1	91.0	80.8	62.8	57.6	57.7	795.0		

\* Excluding 30 deaths, which appear in the Regimental Returns, of stillborn children and premature children who survived their birth for a short time.  
1874.



# WOMEN AND CHILDREN OF EUROPEAN REGIMENTS, 1874.

## III.

TABLE showing the SICKNESS and MORTALITY among the WOMEN of the EUROPEAN REGIMENTS serving in the BENGAL PRESIDENCY during the Year 1874, and the prevalence of the principal Diseases in each Month of the Year.

MONTHS.	Average Strength.	Average Number Daily Sick.	Number Daily Sick per 1,000 of Strength.	Number of Deaths in each Month.	Death-rate of the Year per 1,000 of Strength.	CAUSES OF DEATHS.														
						Cholera.	Smallpox.	Enteric Fever.	Intermittent Fever.	Remittent and Continued Fevers.	Heat Apoplexy.	Dysentery.	Diarrhoea.	Hepatitis.	Phthisis Pulmonalis.	Respiratory Diseases.	Heart Diseases.	Atrophy and Anaemia.	Childbirth and Abortion.	All other Causes.
January	3,804	103	27.1	5	...	1	...	...	...	...	...	...	1	...	...	1	...	1	1	...
February	3,718	89	23.9	4	...	...	...	...	...	1	...	...	...	1	...	...	...	...	...	...
March	3,907	81	20.7	6	...	...	...	...	...	...	...	...	...	...	1	...	...	...	...	...
April	3,916	124	31.7	...	...	...	...	...	...	...	...	...	1	...	...	1	...	...	...	1
May	3,912	154	39.3	...	...	...	...	...	...	1	1	...	...	1	...	1	...	...	...	...
June	3,918	181	46.2	...	...	...	...	...	...	...	1	...	...	2	1	...	...	1	...	...
July	3,918	203	51.8	7	...	...	...	...	...	1	...	...	...	2	2	1	...	1	...	...
August	3,865	225	58.2	4	...	...	...	1	...	...	...	...	...	2	2	...	...	...	...	...
September	3,876	214	55.2	9	...	...	...	1	...	2	1	...	...	...	2	...	1	...	...	...
October	3,844	179	46.6	11	...	...	...	1	...	...	1	...	...	1	...	...	...	...	2	...
November	3,875	151	39.0	9	...	...	...	...	...	1	...	1	...	...	...	1	...	1	1	...
December	3,839	128	33.3	6	...	...	...	...	...	1	...	...	...	2	1	...	...	1	1	...
						1	...	3	...	14	2	8	4	8	11	4	3	8	10	4
Died per 1,000 of Strength.																				
For the year	3,866	153	39.6	8	20.69	26	...	77	17.32	52	207	194	207	284	104	77	207	238	104	...

CAUSES OF ADMISSIONS.	NUMBER OF ADMISSIONS INTO HOSPITAL IN EACH MONTH.												Total Admitted during the Year.	Admitted per 1,000 of Strength.	Died out of each hundred cases treated.
	Jan.	Feb.	March.	April.	May.	June.	July.	Aug.	Sept.	Oct.	Nov.	Dec.			
Cholera	1	...	...	...	...	...	...	...	...	...	...	...	1	3	100.00
Smallpox	1	...	...	...	1	...	...	...	...	...	...	...	2	5	...
Dysentery	...	...	...	...	...	...	...	...	...	...	2	...	2	5	...
Enteric Fever	...	...	...	...	...	1	...	2	...	1	1	...	5	13	60.00
Intermittent Fever	22	20	27	40	54	61	85	81	129	132	96	70	841	217.5	...
Remittent and Continued Fevers	6	10	11	39	107	70	85	62	77	69	68	38	632	163.5	2.21
Heat Apoplexy	...	...	...	...	1	...	...	...	...	1	...	...	2	5	100.00
Dysentery	9	3	8	9	4	12	14	10	10	7	5	6	97	25.1	8.25
Diarrhoea	10	10	7	16	15	20	36	34	31	21	14	11	225	58.2	1.78
Hepatitis	2	2	4	7	9	7	3	4	13	6	4	5	66	17.1	12.12
Spleen Disease	...	...	1	2	1	2	2	2	2	3	...	1	16	4.1	...
Respiratory Diseases	9	15	10	25	12	13	13	10	11	7	12	24	161	41.6	2.48
Phthisis Pulmonalis	3	3	4	1	2	6	3	4	3	1	1	5	36	9.3	30.56
Debility and Anaemia	44	39	44	52	47	77	75	71	66	48	55	51	669	173.1	1.19
Rheumatism	5	4	5	10	9	10	9	3	12	2	...	2	71	18.4	...
Eye Diseases	7	...	4	12	14	23	102	89	41	8	8	3	302	78.1	...
Childbirth	...	...	...	...	...	...	...	...	...	...	...	...	...	...	...
Abortion	5	8	9	6	7	6	12	7	8	4	4	8	84	21.7	1.19
Diseases peculiar to Women	10	10	11	11	12	10	19	14	19	10	6	6	138	35.7	...
Abscess and Ulcer	8	6	8	13	7	16	14	15	16	7	3	10	123	31.8	2.20
Injuries	2	1	3	4	4	5	4	7	1	4	3	1	39	10.1	...
All other Causes	16	20	31	46	41	30	41	40	58	20	28	36	426	110.2	...
	160	151	188	293	351	369	517	455	498	369	310	277	3,038	...	...
Admitted per 1,000 of the Average Strength in each Month.															
	42.1	40.6	48.1	74.8	89.7	94.2	131.0	117.7	128.5	96.0	80.0	72.2	1,018.6	...	...



# WOMEN AND CHILDREN OF EUROPEAN REGIMENTS, 1874.

## IV.

TABLE showing the SICKNESS and MORTALITY among the CHILDREN of the EUROPEAN REGIMENTS serving in the BENGAL PRESIDENCY during the Year 1874, and the prevalence of the principal Diseases in each Month of the Year.

MONTHS.	Average Strength.	Average Number Daily Sick.	Number Daily Sick per 1,000 of Strength.	Number of Deaths in each Month.	Death-rate of each Month per 1,000 of Strength.	CAUSES OF DEATHS.																			
						Cholera.	Smallpox.	Measles.	Whooping Cough.	Scarlet Fever.	Euteric Fever.	Intermittent Fevers.	Remittent and Continued Fevers.	Heat Apoplexy.	Dentition.	Convulsions.	Meningitis and Hydrocephalus.	Tubercular Disease.	Phthisis Pulmonalis.	Dysentery.	Diarrhoea.	Anaemia and Atrophy.	Bronchitis and Pneumonia.	Croup and Diphtheria.	All other Causes.
January	6,737	168	249	24	3.56	...	...	1	...	...	1	1	...	1	3	...	1	...	...	1	3	...	...	...	
February	6,706	173	256	11	1.63	...	...	1	...	...	...	...	...	...	4	...	...	...	...	...	1	...	...	...	
March	6,856	162	236	35	5.11	...	...	1	...	...	...	...	...	...	8	...	...	...	...	...	8	...	...	...	
April	6,808	235	341	48	6.96	...	...	4	...	...	...	...	...	...	5	...	...	1	...	...	...	...	...	...	
May	6,923	274	395	40	5.78	...	...	8	...	...	...	...	...	...	5	...	...	...	...	...	...	...	...	...	
June	6,929	298	430	34	4.91	...	...	...	...	...	...	...	...	...	3	...	...	...	...	...	...	...	...	...	
July	6,904	377	549	52	7.43	...	...	...	...	...	...	...	...	...	11	...	...	...	...	...	...	...	...	...	
August	7,009	425	603	64	9.13	...	...	...	...	...	...	...	...	...	9	...	...	...	...	...	...	...	...	...	
September	7,034	325	462	33	4.80	...	...	...	...	...	...	...	...	...	4	...	...	...	...	...	...	...	...	...	
October	7,082	280	408	16	2.24	...	...	...	...	...	...	...	...	...	1	...	...	...	...	...	...	...	...	...	
November	7,146	214	311	33	4.62	...	...	3	...	...	...	...	...	...	3	...	...	...	...	...	...	...	...	...	
December	7,066	215	304	38	5.38	...	...	6	...	...	...	...	...	...	5	...	...	...	...	...	...	...	...	...	
						2	...	23	3	...	2	9	26	3	49	67	11	15	2	17	84	44	32	15	24
Died per 1,000 of Strength.																									
For the year	6,953	265	381	428	61.56	29	...	331	43	...	29	503	45	705	964	158	216	29	244	1208	633	470	216	345	

CAUSES OF ADMISSIONS.	NUMBER OF ADMISSIONS INTO HOSPITAL IN EACH MONTH.												Total Admitted during the Year.	Admitted per 1,000 of Strength.	Died out of each hundred treated.
	Jan.	Feb.	March.	April.	May.	June.	July.	Aug.	Sept.	Oct.	Nov.	Dec.			
Cholera	...	2	...	1	2	...	1	...	...	...	...	...	3	4	6567
Smallpox	9	...	5	...	...	...	...	...	...	...	...	...	17	24	...
Dysentery	...	...	...	...	...	...	...	...	...	...	...	...	...	...	...
Measles	6	68	20	99	37	12	2	...	2	5	9	138	457	657	503
Whooping Cough	9	...	5	3	7	9	16	5	6	...	5	18	83	120	361
Scarlet Fever	...	...	...	...	1	...	...	...	1	...	...	...	2	3	...
Euteric Fever	...	...	...	1	1	...	...	...	1	...	...	...	...	...	...
Intermittent Fevers	31	15	16	31	69	33	83	83	138	141	133	70	866	1246	194
Remittent and Continued Fevers	12	10	34	66	95	89	82	94	109	101	85	54	831	1195	313
Heat Apoplexy	...	...	...	...	1	...	3	1	1	1	1	...	8	11	3750
Dysentery	2	5	6	14	14	7	14	14	16	8	3	3	106	153	1694
Diarrhoea	15	10	25	62	66	51	98	86	59	26	23	32	553	796	1519
Hepatitis	...	...	1	2	...	...	...	...	...	...	...	...	3	4	...
Syphilitic Disease	...	2	2	1	1	5	...	2	1	...	1	3	18	26	...
Respiratory Diseases	43	31	47	30	25	21	32	33	39	30	23	38	392	564	1200
Eye Diseases	8	6	18	96	58	124	471	335	115	27	36	16	1,395	1877	...
Anaemia and Debility	51	47	51	51	65	66	82	30	74	58	85	55	735	1057	600
Tubercular Diseases	1	...	5	6	3	3	5	5	8	3	3	2	44	63	3864
Meningitis and Hydrocephalus	...	1	2	6	2	...	2	1	...	2	1	1	18	26	6141
Convulsions	6	4	12	10	8	4	13	9	6	8	10	...	96	138	6970
Dentition	16	5	7	24	35	24	39	46	31	16	24	26	293	421	1672
Abscess and Ulcer	5	3	7	4	12	13	11	15	18	11	14	8	121	174	...
Injuries	11	10	7	8	11	8	11	7	10	14	5	10	112	161	...
All other Causes	10	28	30	18	34	38	30	29	26	32	23	19	315	453	438
	238	247	339	533	547	527	895	812	661	483	503	499	6,384		
Admitted per 1,000 of the Average Strength in each Month.															
	353	365	494	773	790	761	1123	1158	910	682	704	706	9182		



WOMEN AND CHILDREN OF EUROPEAN REGIMENTS, 1874.

Y.

TABLE showing the SICKNESS and MORTALITY among the WOMEN of the EUROPEAN REGIMENTS serving in the MADRAS PRESIDENCY during the Year 1874, and the prevalence of the principal Diseases in each Month of the Year.

[illegible]



# WOMEN AND CHILDREN OF EUROPEAN REGIMENTS, 1874.

## VI.

TABLE showing the SICKNESS and MORTALITY among the CHILDREN of the EUROPEAN REGIMENTS serving in the MADRAS PRESIDENCY during the Year 1874, and the prevalence of the principal Diseases in each Month of the Year.

MONTHS.	Average Strength.	Average Number Daily Sick.	Number Daily Sick per 1,000 of Strength.	Number of Deaths in each Month.	Death-rate of each Month per 1,000 of Strength.	CAUSES OF DEATHS.																			
						Cholera.	Smallpox.	Measles.	Whooping Cough.	Scarlet Fever.	Euteric Fever.	Intermittent Fevers.	Remittent and Continued Fevers.	Heat Apoplexy.	Dentition.	Convulsions.	Meningitis and Hydrocephalus.	Tuberc Mesenterica.	Phthisis Pulmonalis.	Dysentery.	Diarrhoea.	Anaemia and Atrophy.	Bronchitis and Pneumonia.	Croup and Diphtheria.	All other Cause.
January	2,863	36	12.6	8	2.79																				
February	3,039	43	14.1	8	2.63																				
March	3,024	42	13.9	6	1.98																				
April	3,046	77	25.3	7	2.30																				
May	3,044	60	19.7	18	5.91																				
June	3,046	78	25.6	13	4.27																				
July	3,033	83	27.4	25	8.24																				
August	3,067	60	19.6	11	3.59																				
September	3,069	56	18.2	10	3.23																				
October	3,075	50	16.1	7	2.26																				
November	3,090	41	13.2	8	2.58																				
December	3,118	49	15.7	13	4.17																				



# WOMEN AND CHILDREN OF EUROPEAN REGIMENTS, 1874.

## VII.

TABLE showing the SICKNESS and MORTALITY among the WOMEN of the EUROPEAN REGIMENTS serving in the BOMBAY PRESIDENCY during the Year 1874, and the prevalence of the principal Diseases in each Month of the Year.

MONTHS.	Average Strength.	Average Number Daily Sick.	Number Daily Sick per 1,000 of Strength.	Number of Deaths in each Month.	Death-rate of the Year per 1,000 of Strength.	CAUSES OF DEATHS.												
						Cholera.	Smallpox.	Enteric Fever.	Intermittent Fevers.	Remittent and Continued Fevers.	Heat Apoplexy.	Dysentery.	Diarrhoea.	Hepatitis.	Phthisis Pulmonalis.	Respiratory Diseases.	Heart Disease.	Atrophy and Anæmia.
January	1,207	23	19.1	1	...	...	...	...	...	...	...	...	...	...	...	...	...	...
February	1,280	28	21.9	1	...	...	...	...	...	...	...	...	...	...	...	...	...	...
March	1,372	37	29.1	2	...	...	...	...	...	...	...	...	...	...	...	...	...	...
April	1,297	39	31.2	1	...	...	...	...	...	...	...	...	...	...	...	...	...	...
May	1,254	42	33.5	1	...	...	...	...	...	...	...	...	...	...	...	...	...	...
June	1,249	56	44.8	2	...	...	...	...	...	...	...	...	...	...	...	...	...	...
July	1,241	55	44.3	1	...	...	...	...	...	...	...	...	...	...	...	...	...	...
August	1,235	58	47.0	3	...	...	...	...	...	...	...	...	...	...	...	...	...	...
September	1,228	53	43.1	2	...	...	...	...	...	...	...	...	...	...	...	...	...	...
October	1,231	55	44.7	2	...	...	...	...	...	...	...	...	...	...	...	...	...	...
November	1,201	49	40.7	1	...	...	...	...	...	...	...	...	...	...	...	...	...	...
December	1,118	28	25.0	1	...	...	...	...	...	...	...	...	...	...	...	...	...	...
						...	...	...	...	2	...	3	...	...	3	...	...	2
																		5
																		3
Died per 1,000 of Strength.																		
For the year	1,231	43	34.9	18	14.62	...	...	1.62	...	2.44	...	...	...	2.44	...	...	1.62	4.06
																		2.44

CAUSES OF ADMISSIONS.	NUMBER OF ADMISSIONS INTO HOSPITAL IN EACH MONTH.												Total Admitted during the Year.	Admitted per 1,000 of Strength.	Died out of each hundred cases treated.
	Jan.	Feb.	March.	April.	May.	June.	July.	Aug.	Sept.	Oct.	Nov.	Dec.			
Cholera	...	...	...	...	...	...	...	...	...	...	...	...	...	...	...
Smallpox	...	...	...	...	...	...	...	...	...	...	...	...	...	...	...
Dysentery	...	...	...	...	...	...	...	...	...	...	...	...	...	...	...
Enteric Fever	...	...	...	...	...	...	...	...	...	...	...	...	...	...	...
Intermittent Fevers	8	8	17	16	10	28	30	28	35	37	26	19	271	220.1	...
Remittent and Continued Fevers	2	5	7	9	7	3	7	6	10	7	13	4	89	65.0	2.50
Heat Apoplexy	...	...	...	...	...	...	...	...	...	...	...	...	...	...	...
Dysentery	1	1	1	1	3	3	3	6	4	2	1	1	27	21.9	11.11
Diarrhoea	4	...	2	5	9	4	11	17	7	6	4	6	75	60.9	...
Hepatitis	...	3	3	...	1	3	4	3	4	3	5	3	32	26.0	...
Spülen Disease	...	...	...	1	...	...	1	...	1	...	...	...	3	2.4	...
Respiratory Diseases	10	4	5	3	1	8	4	2	10	4	5	5	61	49.6	...
Phthisis Pulmonalis	3	1	1	...	1	...	...	1	3	1	...	...	14	8.9	27.27
Debility and Anæmia	12	13	22	18	29	18	25	16	18	17	15	10	207	168.2	97
Rheumatism	...	1	4	6	1	3	1	5	5	3	1	...	28	22.7	...
Eye Diseases	2	3	5	4	2	3	23	17	13	3	2	...	77	62.6	...
Childbirth	...	...	...	...	...	...	...	...	...	...	...	...	...	...	...
Abortion	1	1	4	1	3	...	5	3	5	2	...	2	27	21.9	...
Diseases peculiar to Women	3	2	7	4	5	2	3	6	1	4	3	5	45	36.6	...
Abscess and Ulcer	2	4	5	1	4	9	4	4	3	1	1	...	38	30.9	...
Injuries	2	2	2	...	1	3	...	2	...	1	3	...	16	13.0	1.27
All other Causes	6	6	5	19	10	16	24	14	10	11	6	11	138	112.1	...
	56	54	90	88	96	103	145	122	129	102	85	66	1,136		
Admitted per 1,000 of the Average Strength in each Month.															
	45.4	42.2	70.7	70.4	76.5	82.5	116.9	98.8	105.0	82.9	70.6	59.0	92.8		



# WOMEN AND CHILDREN OF EUROPEAN REGIMENTS, 1874.

## VIII.

TABLE showing the SICKNESS and MORTALITY among the CHILDREN of the EUROPEAN REGIMENTS serving in the BOMBAY PRESIDENCY during the Year 1874, and the prevalence of the principal Diseases in each Month of the Year.

MONTHS.	Average Strength.	Average Number Daily Sick.	Number Daily Sick per 1,000 of Strength.	Number of Deaths in each Month.	Death-rate of each Month per 1,000 of Strength.	CAUSES OF DEATHS.																			
						Cholera.	Smallpox.	Measles.	Whooping Cough.	Scarlet Fever.	Enteric Fever.	Intermittent Fevers.	Remittent and Continued Fevers.	Heat Apoplexy.	Dentition.	Convulsions.	Meningitis and Hydrocephalus.	Tuberc Mesenterica.	Phthisis Pulmonalis.	Dysentery.	Diarrhoea.	Anæmia and Atrophy.	Bronchitis and Pneumonia.	Croup and Diphtheria.	All other Causes.
						1	2	3	4	5	6	7	8	9	10	11	12	13	14	15	16	17	18	19	20
January	2,309	58	25.1	4	1.73	...	...	1	...	...	...	...	...	...	...	...	...	...	...	...	...	...	...	...	...
February	2,425	46	19.0	8	3.30	...	...	...	...	...	...	...	...	...	...	...	...	...	...	...	...	...	...	...	...
March	2,483	55	22.1	15	6.04	...	...	...	...	...	...	...	...	...	...	...	...	...	...	...	...	...	...	...	...
April	2,390	54	22.6	9	3.76	...	...	1	...	...	...	...	...	...	...	...	...	...	...	...	...	...	...	...	...
May	2,417	61	25.2	9	3.72	...	...	1	...	...	...	...	...	...	...	...	...	...	...	...	...	...	...	...	...
June	2,457	75	30.5	5	2.03	...	...	...	...	...	...	...	...	...	...	...	...	...	...	...	...	...	...	...	...
July	2,434	101	41.5	17	7.00	...	...	...	...	...	...	...	...	...	...	...	...	...	...	...	...	...	...	...	...
August	2,436	117	48.0	17	7.00	...	...	...	...	...	...	...	...	...	...	...	...	...	...	...	...	...	...	...	...
September	2,598	105	40.8	16	6.17	...	...	...	...	...	...	...	...	...	...	...	...	...	...	...	...	...	...	...	...
October	2,412	100	41.5	10	4.15	...	...	...	...	...	...	...	...	...	...	...	...	...	...	...	...	...	...	...	...
November	2,408	81	33.6	3	1.24	...	...	...	...	...	...	...	...	...	...	...	...	...	...	...	...	...	...	...	...
December	2,132	49	23.0	3	1.39	...	...	...	...	...	...	...	...	...	...	...	...	...	...	...	...	...	...	...	...
						...	1	2	...	...	3	1	5	2	21	22	5	6	1	7	13	18	6	5	6
Died per 1,000 of Strength.																									
For the year	2,392	75	31.4	124	51.84	...	42	84	...	...	125	251	84	378	920	209	251	42	202	543	752	251	209	251	...

CAUSES OF ADMISSIONS.	NUMBER OF ADMISSIONS INTO HOSPITAL IN EACH MONTH.												Total Admitted during the Year.	Admitted per 1,000 of Strength.	Died out of each hundred treated.	
	Jan.	Feb.	March.	April.	May.	June.	July.	Aug.	Sept.	Oct.	Nov.	Dec.				
	1	2	3	4	5	6	7	8	9	10	11	12				
Cholera	...	...	...	...	...	...	...	...	...	...	...	...	...	7	2.9	...
Smallpox	1	1	4	1	...	...	...	...	...	...	...	...	...	...	...	14.29
Dysentery	...	...	...	...	...	...	...	...	...	...	...	...	...	...	...	...
Measles	30	2	19	1	6	1	...	...	...	...	...	...	60	23.8	...	
Whooping Cough	...	...	...	...	...	8	...	...	2	9	...	...	19	7.9	...	
Scarlet Fever	...	...	...	...	...	...	...	...	...	...	...	...	...	...	...	...
Enteric Fever	...	...	...	...	...	...	...	...	...	...	...	...	...	...	...	...
Intermittent Fevers	15	12	15	21	23	15	21	28	51	72	39	22	334	139.6	30	
Remittent and Continued Fevers	3	2	12	13	12	7	9	8	37	36	24	12	175	73.2	2.86	
Heat Apoplexy	...	...	...	...	...	...	...	...	...	...	...	...	...	...	...	...
Dysentery	1	...	1	2	...	5	8	8	6	3	1	3	38	15.9	18.42	
Diarrhoea	5	6	16	12	18	17	40	34	14	8	8	6	184	76.9	7.00	
Hepatitis	1	1	...	...	...	1	1	1	...	1	1	...	8	3.3	...	
Spleen Disease	...	...	...	1	...	...	...	...	...	...	...	...	3	1.2	...	
Respiratory Diseases	1	7	15	4	11	4	7	10	25	9	13	7	113	47.3	9.73	
Eye Diseases	10	5	11	27	9	8	83	60	41	19	7	1	281	117.5	...	
Anæmia and Debility	7	7	26	13	15	17	11	9	11	8	9	17	150	62.7	12.00	
Tubercular Diseases	...	2	1	1	3	3	3	1	...	2	2	1	19	7.9	31.58	
Meningitis and Hydrocephalus	...	...	...	...	...	1	3	1	...	1	1	...	8	3.3	62.50	
Convulsions	...	5	2	5	...	2	3	2	...	1	1	...	28	11.7	75.57	
Dentition	5	4	4	12	...	12	18	19	13	5	9	10	118	49.3	17.80	
Abscess and Ulcer	4	3	4	2	...	6	6	5	5	3	...	1	41	17.1	...	
Injuries	2	2	5	5	...	5	1	1	5	4	...	2	35	14.6	28.5	
All other Causes	16	3	15	13	...	18	14	14	8	7	12	8	135	56.4	...	
	101	62	151	133	119	130	229	292	224	190	129	102	1,772			
Admitted per 1,000 of the Average Strength in each Month.																
	43.7	26.6	60.9	55.7	49.2	52.9	94.1	82.9	83.4	78.8	53.6	47.8	740.8			



# WOMEN AND CHILDREN OF EUROPEAN REGIMENTS, 1874.

## IX.

TABLE showing the DISTRIBUTION by STATIONS of the DEATHS of the WOMEN of EUROPEAN REGIMENTS.

STATIONS.	Average Strength for the period of observation.	CAUSES OF DEATH.													Total Deaths of the Year.	DIED PER 1,000 OF STRENGTH.			
		Cholera.	Smallpox.	Euteric Fever.	Intermittent Fevers.	Remittent and Continued Fevers.	Heat Apoplexy.	Dysentery.	Diarrhoea.	Hepatitis.	Phthisis Pulmonalis.	Respiratory Diseases.	Heart Diseases.	Atrophy and Anæmia.		Childbirth and Abortion.	All other Causes.	A. Cholera.	B. All other Causes.
Deolalee Depôt, Bengal Troops Women on the march	...	...	...	...	...	...	...	1	...	...	...	1	...	1	...	...	3	...	...
Fort William Barrackpore	...	94	1	...	...	...	...	1	1	...	...	...	...	...	...	...	1	1064	1064
	...	64	...	...	...	1	...	1	1	...	...	...	...	...	...	...	3	4688	4688
	...	56	...	...	...	2	1	...	1	...	...	...	...	...	...	...	4	7143	7143
	...	214	1	...	...	3	1	1	1	1	...	...	...	...	...	...	8	467	3271
	...	...	...	...	...	...	...	...	...	...	...	...	...	...	...	...	...	...	3738
Haziribagh	...	67	...	1	...	...	...	...	...	...	...	...	...	1	...	...	2	...	2985
Dinapore	...	110	...	...	...	...	...	...	...	...	...	...	...	1	1	...	2	...	1818
Benares	...	47	...	...	...	...	...	...	...	1	...	...	...	...	...	...	1	...	2128
Chunar	...	2	...	...	...	...	...	...	...	...	...	...	...	...	...	...	...	...	...
Fyzabad	...	124	...	...	...	...	...	...	...	...	...	...	...	...	...	...	...	...	...
Lucknow	...	284	...	1	...	...	...	1	1	...	1	1	...	2	1	...	8	...	2817
Sitapur	...	50	...	...	...	...	...	...	...	1	...	...	...	...	...	...	2	...	4000
Patehgarh	...	24	...	...	...	...	...	...	...	...	...	...	...	1	...	...	1	...	4167
Cawnpore	...	51	...	...	...	1	1	...	...	...	...	...	...	...	...	...	1	...	3704
Allahabad	...	118	...	...	...	...	...	...	...	...	...	...	1	1	...	...	2	...	1695
	...	880	...	2	...	1	1	1	1	1	2	1	1	1	6	2	20	...	2273
Shahjahanpur (3 months)	...	16	...	...	...	...	...	...	...	...	...	...	...	...	...	...	...	...	...
Bareilly	...	77	...	...	...	...	...	...	...	...	...	...	...	...	...	...	...	...	...
Moradabad	...	16	...	...	...	...	...	...	...	...	...	...	...	...	...	...	...	...	...
Roorkee	...	44	...	...	...	...	...	...	...	...	...	...	...	...	...	...	...	...	...
Meerut	...	202	...	...	...	1	...	...	1	2	...	...	...	...	...	...	4	...	1980
Delhi	...	55	...	...	...	1	...	...	...	...	...	...	...	...	...	...	1	...	1818
Muttra	...	73	...	...	...	...	...	...	...	1	...	...	...	...	...	...	1	...	1370
	...	469	...	...	...	2	...	...	1	2	1	...	...	...	...	...	6	...	1279
Agra	...	93	...	...	...	...	...	...	...	...	...	...	...	2	...	...	2	...	2151
Morar	...	100	...	...	...	1	...	1	1	...	...	...	1	...	...	...	4	...	4000
Gwalior Citadel	...	35	...	...	...	...	...	...	...	...	...	...	1	...	...	...	1	...	2857
Jhansi	...	42	...	...	...	...	...	...	1	...	...	...	...	...	...	...	1	...	2381
Newgong	...	45	...	...	...	...	...	...	...	...	...	...	...	...	...	...	...	...	...
Saugor	...	23	...	1	...	1	...	...	...	...	...	...	...	...	...	...	2	...	8696
Jubbulpore	...	58	...	...	...	...	...	...	...	...	...	...	...	...	...	...	...	...	...
	...	396	...	1	...	2	...	1	...	2	...	...	1	1	2	...	10	...	2525
Umballa	...	141	...	...	...	1	...	...	...	...	...	...	1	...	...	...	2	...	1418
Jullundur	...	98	...	...	...	...	...	1	...	...	...	...	...	...	...	...	1	...	1020
Ferozepore	...	107	...	...	...	1	...	...	...	...	...	...	...	1	...	...	3	...	2804
Mooltan	...	90	...	...	...	...	...	...	...	...	...	...	...	...	...	...	...	...	...
Sialkot	...	134	...	...	...	1	...	...	...	1	...	...	...	...	...	...	3	...	2239
Amritsar	...	19	...	...	...	...	...	...	...	...	...	...	...	...	...	...	...	...	...
Fort Lahore	...	1	...	...	...	...	...	...	...	...	...	...	...	...	...	...	...	...	...
Meer Meer	...	85	...	...	...	2	...	...	...	...	1	...	...	...	...	...	3	...	3529
Rawalpindi	...	224	...	...	...	...	...	...	...	...	...	...	...	...	...	...	2	...	883
Campbellpore	...	31	...	...	...	...	...	...	...	1	...	...	...	...	...	...	1	...	2941
Attock	...	8	...	...	...	...	...	...	...	...	...	...	...	...	...	...	...	...	...
Nowshera	...	58	...	...	...	...	...	...	...	...	...	...	...	...	...	...	...	...	...
Peshawar	...	199	...	...	...	...	...	...	...	1	1	...	...	...	...	...	2	...	1065
Cherat (6 months)	...	70	...	...	...	...	...	...	...	1	...	...	...	...	...	...	1	...	1428
	...	1,233	...	...	...	5	...	1	...	2	5	1	...	2	...	2	18	...	1460
Darjeeling	...	17	...	...	...	1	...	1	...	...	...	...	...	...	...	...	2	...	11765
Naini Tal	...	23	...	...	...	...	...	...	...	...	...	...	...	...	...	...	...	...	...
Landsour	...	17	...	...	...	...	...	...	...	...	...	...	...	...	...	...	...	...	...
Ranikhet	...	84	...	...	...	...	...	...	1	...	1	...	1	...	...	...	3	...	3571
Chakrila	...	53	...	...	...	...	...	...	1	...	1	...	...	...	...	...	2	...	3773
Kasauli	...	59	...	...	...	...	...	...	...	1	...	...	...	1	...	...	2	...	3390
Dagshai	...	91	...	...	...	...	...	1	...	...	...	...	1	2	...	...	4	...	4396
Subathu	...	83	...	...	...	...	...	...	...	...	...	...	...	...	...	...	...	...	...
Jutogh	...	10	...	...	...	...	...	...	...	...	...	...	...	...	...	...	...	...	...
Dharmasala	...	...	...	...	...	...	...	...	...	...	...	...	...	...	...	...	...	...	...
Dalhousie	...	14	...	...	...	...	...	...	...	...	...	...	...	1	...	...	1	...	7143
Murree Hills (10 months)	...	31	...	...	...	...	...	...	...	...	...	...	...	...	...	...	...	...	...
Murree	...	58	...	...	...	...	...	...	...	...	...	...	...	...	...	...	...	...	...
	...	558	...	...	...	1	...	3	1	...	2	1	1	3	2	...	14	...	2509
BENGAL PRESIDENCY	...	3,866	1	...	3	...	11	2	8	4	8	11	4	3	8	10	80	26	2043



STATIONS.	Average Strength for the period of observation.	CAUSES OF DEATHS.															Total Deaths of the Year.	DIED PER 1,000 OF STRENGTH.		
		Cholera.	Smallpox.	Enteric Fever.	Intermittent Fevers.	Remittent and Continued Fevers.	Heat Apoplexy.	Dysentery.	Diarrhoea.	Hepatitis.	Phthisis Pulmonalis.	Respiratory Diseases.	Heart Diseases.	Atrophy and Anæmia.	Childbirth and Abortion.	All other Causes.		A. Cholera.	B. All other Causes.	C. All Causes.
Women on the march, Bombay Presidency	...	...	...	...	...	...	...	...	...	...	...	...	...	1	...	...	1	...	...	
Deolalee Depôt, Bombay Troops	...	...	...	...	...	...	...	...	...	...	...	...	...	1	...	...	1	...	...	
Poona Depôt	...	...	...	...	...	...	...	...	...	...	...	...	...	...	...	...	...	...	...	
Colaba Depôt	...	...	...	...	...	...	...	...	...	1	...	...	...	...	...	...	1	...	...	
Women on the march, Madras Presidency	...	...	...	...	...	...	...	...	...	...	...	...	...	...	...	...	...	...	...	
Poonamallee and Presidency Depôts	...	...	...	...	...	...	...	...	...	1	2	...	...	...	...	...	3	...	...	
Deolalee Depôt, Madras Troops	...	...	...	...	...	...	...	...	...	1	...	...	...	...	...	...	1	...	...	
Poona and Bombay Depôts, Madras Troops	...	...	...	...	...	...	...	...	...	...	...	...	...	...	...	...	...	...	...	
Nusserabad	89	...	...	...	...	...	...	...	...	...	...	...	...	...	1	...	1	...	1124	
Normuch	26	...	...	...	...	...	...	...	...	...	...	...	...	...	...	...	...	...	...	
Indore	4	...	...	...	...	...	...	...	...	...	...	...	...	...	...	...	...	...	...	
Mhow	178	...	...	...	...	...	...	...	...	1	...	...	...	...	...	...	1	...	562	
Deesa	55	...	...	...	...	...	...	...	...	1	...	...	...	...	...	...	1	...	1818	
Ahmedabad and Baroda	29	...	...	...	...	...	...	...	...	...	...	...	...	...	1	1	2	...	6897	
Kurrachee and Ghizee	100	...	...	...	...	...	...	...	...	...	...	...	...	...	1	1	1	...	917	
Hyderabad	41	...	...	...	...	...	...	...	...	...	...	...	...	...	...	...	...	...	...	
Aden	66	...	...	...	...	...	...	...	...	...	...	...	...	...	1	...	1	...	1515	
	597	...	...	...	...	...	2	...	...	...	...	...	...	3	2	7	...	...	1172	
Bombay	49	...	...	...	...	...	...	...	...	...	...	...	...	...	...	...	...	...	...	
Asservghur	11	...	...	...	...	...	...	...	...	...	...	...	...	...	...	...	...	...	...	
Almoolungur	10	...	...	...	...	...	...	...	...	1	...	...	...	1	...	...	...	...	2837	
Poona and Kirkee	303	...	...	...	...	2	...	...	...	...	...	...	...	1	1	5	...	...	1620	
Sattara	17	...	...	...	...	...	...	...	...	...	...	...	...	...	...	...	...	...	...	
Belgaum	113	...	...	...	...	...	1	...	...	...	...	...	...	...	...	1	...	...	885	
Secunderabad	296	...	...	...	...	...	2	...	2	...	...	...	...	1	1	1	...	...	2448	
Kamptee	146	...	...	...	...	1	...	...	...	1	...	...	...	2	...	5	...	...	2425	
	905	...	1	...	...	3	...	3	...	2	3	...	...	1	5	2	20	...	2910	
Bellary	123	...	...	...	...	...	...	...	...	...	...	...	...	...	...	...	...	...	...	
Bangalore	291	...	...	1	...	...	1	...	2	1	2	...	...	...	...	7	...	...	2105	
Cannanore	84	...	...	...	...	...	...	...	...	...	...	...	...	...	...	...	...	...	...	
Mallapossam	7	...	...	...	...	...	...	...	...	...	...	...	...	...	...	...	...	...	...	
Calicut	4	...	...	...	...	...	...	...	...	...	...	...	...	...	...	...	...	...	...	
Trichinopoly	33	...	...	...	...	...	...	...	...	...	...	...	...	...	...	...	...	...	...	
St. Thomas' Mount	81	...	...	...	...	...	...	...	...	...	...	...	...	...	...	...	...	...	...	
Madras	95	...	...	...	...	...	...	...	...	...	...	...	...	...	2	...	2	...	2105	
	718	...	1	...	...	...	1	...	2	1	2	...	...	...	2	...	9	...	1233	
Rangoon	127	...	...	...	...	...	1	...	...	...	...	...	...	1	...	...	2	...	1575	
Tongoo	39	...	...	...	...	...	...	...	...	...	...	...	...	...	...	...	...	...	...	
Thayetmyo	56	...	...	...	...	...	...	...	...	...	...	...	...	...	...	...	...	...	...	
Port Blair	...	...	...	...	...	...	...	...	...	...	...	...	...	...	...	...	...	...	...	
	242	...	...	...	...	...	1	...	...	...	...	...	...	1	...	...	2	...	827	
Tharagur	...	...	...	...	...	...	...	...	...	...	...	...	...	...	...	...	...	...	...	
Mount Alao	19	...	...	...	...	...	...	...	...	...	...	...	...	...	...	...	...	...	...	
Poonandhar	9	...	...	...	...	...	...	...	...	...	...	...	...	...	...	...	...	...	...	
Wellington	85	...	1	...	...	...	...	...	...	1	...	...	...	1	1	4	...	...	4706	
Ramandroog	7	...	...	...	...	...	...	...	...	...	...	...	...	...	...	...	...	...	...	
	120	...	1	...	...	...	...	...	...	1	...	...	...	1	1	4	...	...	3533	
ARMY OF BENGAL	3,866	1	...	3	...	14	2	8	4	8	11	4	3	8	10	4	80	26	2969	
ARMY OF MADRAS	1,530	...	2	1	...	1	...	3	1	4	5	4	...	1	5	4	31	...	2926	
ARMY OF BOMBAY	1,231	...	...	...	...	2	...	3	...	...	3	...	...	2	5	3	18	...	1462	
ARMY OF INDIA	6,627	1	2	4	...	17	2	14	5	12	19	8	3	11	20	11	129	15	1932	



# WOMEN AND CHILDREN OF EUROPEAN REGIMENTS, 1874.

## X.

TABLE showing the DISTRIBUTION by STATIONS of the DEATHS of the CHILDREN of EUROPEAN REGIMENTS.

STATIONS.	Average Strength for the period of observation.	CAUSES OF DEATHS.																			Total Deaths of the Year.	DIED PER 1,000 OF STRENGTH.				
		Cholera.	Smallpox.	Measles.	Whooping Cough.	Scarlet Fever.	Enteric Fever.	Intermittent Fevers.	Remittent and Continued Fevers.	Heat Apoplexy.	Dentition.	Convulsions.	Meningitis and Hydrocephalus.	Tubercles Mesenterica.	Phthisis Pulmonalis.	Dysentery.	Diarrhœa.	Anæmia and Atrophy.	Bronchitis and Pneumonia.	Croup and Diphtheria.		All other Causes.	A. Cholera.	B. All other Causes.	C. All Causes.	
Deolalee Depôt, Bengal Troops ...	...	...	...	1	...	...	...	...	1	...	...	...	...	1	...	...	1	3	1	...	...	6	...	...	...	
Children on the march ...	...	...	...	...	...	...	...	...	...	...	...	...	...	...	...	...	2	1	...	...	...	5	...	...	...	
Fort William	179	2	...	3	...	...	...	...	...	...	2	...	...	...	...	...	...	...	...	...	9	11.17	39.11	50.28		
Dum-Dum	138	...	...	...	...	...	...	...	...	4	...	...	...	...	...	...	1	3	1	...	...	12	...	...	80.96	
Barrackpore	91	...	...	...	...	...	...	...	...	1	...	...	...	...	...	3	4	1	3	...	...	12	...	...	131.87	
	408	2	...	3	...	...	...	...	2	...	4	3	...	...	...	3	5	4	4	2	1	33	4.90	75.98	80.88	
Hazfribagh	85	...	...	...	...	...	...	...	...	...	1	...	...	...	...	...	1	...	1	...	...	3	...	...	35.29	
Dinapore	177	...	...	6	...	...	...	...	1	...	1	1	...	...	...	...	1	2	...	...	...	15	...	...	84.75	
Benares	66	...	...	...	...	...	...	...	...	...	2	...	...	...	...	...	6	2	...	...	...	10	...	...	151.51	
Chunar	5	...	...	...	...	...	...	...	...	...	...	...	...	...	...	...	...	...	...	...	...	...	...	...	...	
Pyzabad	160	...	...	...	...	...	...	...	...	...	4	1	...	...	...	...	1	2	2	...	...	11	...	...	68.75	
Lucknow	454	...	...	1	...	...	...	...	6	...	2	14	...	1	...	1	13	1	4	...	...	43	...	...	94.71	
Sitapur	105	...	...	...	...	...	...	...	1	...	1	...	...	...	...	1	2	...	2	1	...	8	...	...	56.19	
Fatehgarh	41	...	...	...	...	...	...	1	...	...	...	...	...	...	...	...	...	1	...	...	...	2	...	...	48.78	
Cawnpore	96	...	...	...	...	...	...	...	...	1	3	...	...	...	...	4	...	...	1	...	...	10	...	...	104.17	
Allahabad	208	...	...	...	...	...	...	...	...	...	6	...	...	...	...	1	...	1	...	...	...	12	...	...	57.69	
	1,000	...	...	7	...	...	...	1	8	1	11	26	...	6	...	2	28	8	11	2	3	114	...	...	81.43	
Shahjahanpur (3 months)	26	...	...	...	...	...	...	...	...	1	1	1	...	1	...	...	...	...	2	...	...	6	...	...	41.86	
Barilly	143	...	...	...	...	...	...	...	...	...	...	...	...	...	...	...	1	...	...	...	...	1	...	...	41.67	
Moradabad	24	...	...	...	...	...	...	...	...	...	...	1	...	...	...	...	...	...	...	...	1	...	...	14.29		
Meerut	380	...	...	...	...	...	...	2	1	...	3	...	...	...	...	3	5	4	1	...	4	23	...	...	59.13	
Delhi	112	...	...	2	...	...	...	...	...	...	3	...	...	...	...	...	6	...	2	1	...	14	...	...	129.00	
Muttra	100	...	...	...	...	...	...	...	...	1	...	...	...	...	...	...	...	1	1	...	...	3	...	...	30.00	
	845	...	...	2	...	...	...	2	1	...	2	8	1	...	1	3	12	4	4	4	4	48	...	...	56.80	
Agra	189	...	...	...	...	...	...	...	1	...	2	...	...	...	...	...	1	...	...	...	...	4	...	...	21.16	
Morar	192	...	...	...	...	...	...	...	1	...	3	...	1	...	...	...	...	2	...	...	...	7	...	...	36.46	
Gwalior Citadel	60	...	...	...	...	...	...	...	1	...	1	1	...	...	...	...	1	1	...	1	...	6	...	...	100.00	
Jhansi	96	...	...	...	...	...	...	...	...	...	1	...	...	...	...	...	...	...	...	...	...	2	...	...	20.83	
Nowgong	47	...	...	...	...	...	...	...	1	...	...	1	...	...	...	...	1	3	...	...	...	6	...	...	127.66	
Saugor	37	...	...	...	...	...	...	...	...	...	1	...	...	...	...	...	...	1	...	...	...	3	...	...	81.08	
Jubbulpore	100	...	...	1	...	...	...	...	...	...	1	...	...	...	...	...	2	...	1	...	3	8	...	...	73.39	
	732	...	...	1	...	...	...	...	4	...	7	3	2	...	...	...	5	7	2	...	4	36	...	...	49.18	
Unbhatta	262	...	...	...	...	...	...	...	...	...	3	1	...	1	...	1	...	1	2	...	...	9	...	...	34.35	
Jalimdur	166	...	...	2	...	...	...	...	...	...	5	...	...	...	...	...	3	...	1	...	...	11	...	...	66.26	
Ferozepore	175	...	...	1	...	...	...	...	...	...	...	5	...	1	...	...	...	3	...	...	1	12	...	...	68.57	
Mooltan	209	...	...	...	...	...	...	...	1	...	2	1	...	...	...	...	3	3	1	...	...	11	...	...	57.63	
Sialkot	262	...	...	...	...	...	...	...	3	...	1	3	1	...	...	...	2	1	2	1	3	18	...	...	68.70	
Amritsar	16	...	...	...	...	...	...	...	...	...	1	...	...	...	...	...	1	...	...	...	...	...	...	...	125.00	
Fort Lahore	3	...	...	...	...	...	...	...	...	...	...	...	...	...	...	...	...	...	...	...	...	...	...	...	...	
Meeran Meer	142	...	...	...	...	...	...	...	1	...	...	1	...	...	...	...	...	3	1	...	...	7	...	...	49.30	
Rawalpindi	469	...	...	9	...	...	...	...	3	...	5	5	...	1	...	...	2	2	1	1	3	33	...	...	89.88	
Campbellpore	59	...	...	...	...	...	...	...	...	...	...	...	...	3	...	1	...	...	...	...	...	6	...	...	101.70	
Attock	13	...	...	...	...	...	...	...	...	...	...	...	...	...	...	...	...	...	...	...	...	2	...	...	153.84	
Nowshera	121	...	...	...	...	...	...	...	...	...	4	...	...	...	...	...	1	2	2	...	...	9	...	...	74.38	
Peshawar	315	...	...	...	...	...	...	...	4	1	2	7	...	...	...	1	2	2	1	1	3	26	...	...	82.54	
Cherat (6 months)	154	...	...	...	...	...	...	...	...	...	2	...	...	...	...	...	1	3	...	...	...	6	...	...	38.96	
	2,226	...	...	10	2	...	...	1	4	11	2	20	23	6	6	1	5	18	17	8	7	8	152	...	...	68.22
Darjeeling	37	...	...	...	...	...	...	...	...	...	...	...	...	...	...	...	...	...	...	...	...	...	...	...	...	
Naini Tal	50	...	...	...	...	...	...	...	...	...	...	...	...	...	...	...	2	...	...	...	...	2	...	...	40.00	
Landsour	48	...	...	...	...	...	...	...	1	...	...	...	...	...	...	...	...	...	...	...	...	1	...	...	20.83	
Hamikhet	161	...	...	...	...	...	...	...	...	...	...	1	...	...	...	...	...	1	...	...	...	3	...	...	18.63	
Chakrata	95	...	...	...	...	...	...	...	...	...	...	1	...	...	...	...	...	...	...	...	...	5	...	...	31.58	
Kasauli	136	...	...	...	...	...	...	...	...	...	...	2	2	...	...	...	...	...	...	...	...	5	...	...	36.76	
Dagbhai	136	...	...	...	...	...	...	...	...	...	1	...	...	...	...	...	3	...	...	...	...	4	...	...	25.64	
Sudbithu	168	...	...	...	...	...	...	...	...	...	1	...	...	...	...	...	2	...	1	...	1	5	...	...	29.76	
Jutogh	20	...	...	...	...	...	...	...	...	...	...	...	...	...	...	...	1	...	...	...	...	1	...	...	50.00	
Kangra	9	...	...	...	...	...	...	...	...	...	...	...	...	...	...	...	...	...	...	...	...	...	...	...	...	
Dalhousie	28	...	...	...	...	...	...	...	...	...	1	...	...	...	...	...	1	...	...	...	...	2	...	...	77.43	
Murree Hills (10 months)	61	...	...	...	...	...	...	...	...	...	1	...	...	...	...	...	...	...	...	...	...	1	...	...	15.87	
Murree Depôt	197	...	...	...	...	...	...	...	...	...	2	1	...	...	...	1	...	...	...	...	3	...	...	...	35.53	
	1,137	...	...	...	...	...	...	1	...	...	5	4	2	2	...	1	13	...	2	...	4	34	...	...	29.39	
BENGAL PRESIDENCY	6,933	2	...	23	3	...	2	9	26	3	89	67	11	15	2	17	84	44	32	15	24	428	29	61.27	61.56	



STATIONS.	Average Strength for the period of observation.	CAUSES OF DEATH.																			Total Deaths of the Year.	DIED PER 1,000 OF STRENGTH.				
		Cholera.	Smallpox.	Measles.	Whooping Cough.	Scarlet Fever.	Etiotic Fever.	Intermittent Fevers.	Remittent and Continued Fevers.	Heat Apoplexy.	Dentition.	Convulsions.	Meningitis and Hydrocephalus.	Tuberc Mesenterica.	Phthisis Pulmonalis.	Dysentery.	Diarrhoea.	Anæmia and Atrophy.	Bronchitis and Pneumonia.	Croup and Diphtheria.		All other Causes.	A. Cholera.	B. All other Causes.	C. All Causes.	
Children on the march, Bombay Presidency	...	...	...	...	...	...	...	...	...	...	...	...	...	...	...	...	...	...	...	...	...	...	...	...		
Deolalee Depot, Bombay Troops	...	...	...	...	...	...	...	1	...	...	...	1	...	...	...	...	...	...	1	...	...	...	...			
Poona Depot	...	...	...	...	...	...	...	...	...	...	...	...	...	...	...	...	...	...	...	...	...	...	...			
Colaba Depot	...	...	...	...	...	...	...	...	...	...	...	...	...	...	...	...	1	...	...	...	...	...	...			
Children on the march, Madras Presidency	...	...	...	...	...	...	...	...	...	...	...	...	1	...	...	...	...	...	...	...	...	...	...			
Poonamallee and Presidency Depôts	...	...	...	...	...	...	...	...	...	...	...	1	...	...	...	...	...	...	...	...	...	...	...			
Deolalee Depot, Madras Troops	...	...	...	...	...	...	...	...	...	...	...	1	...	...	...	...	...	...	...	...	...	...	...			
Poona and Bombay Depôts	...	...	...	...	...	...	...	...	...	...	...	...	...	...	...	...	...	...	...	...	...	...	...			
Nusserabad	190	...	...	...	...	...	...	2	...	1	1	...	...	...	...	3	1	1	...	...	...	9	...	47.37		
Neemuch	57	...	...	...	...	...	...	2	...	1	...	...	...	...	...	1	1	...	...	...	5	...	87.72			
Indore	8	...	...	...	...	...	...	...	...	...	...	...	...	...	...	...	...	...	...	...	...	...	...			
Mhow	322	...	...	...	...	...	...	...	...	...	...	...	...	...	...	...	...	...	...	...	...	...	...			
Dera	121	...	...	...	...	...	...	...	...	...	...	...	...	...	...	...	...	...	...	...	...	...	...			
Ahmedabad and Baroda	81	...	...	...	...	...	...	...	...	...	...	...	...	...	...	...	...	...	...	...	...	...	...			
Kurrachee and Ghizee	189	...	...	...	...	...	...	...	1	...	3	...	...	...	...	2	2	3	1	...	...	13	...	12.35		
Hyderabad	82	...	...	...	...	...	...	...	3	1	3	...	...	...	...	...	...	...	...	...	...	5	...	72.22		
Aden	117	...	...	...	...	...	...	...	2	3	3	...	...	...	...	...	...	...	...	...	...	6	...	69.98		
	1,158	...	...	...	...	...	...	4	1	16	14	1	...	...	...	5	1	3	7	8	2	1	1	64	...	55.27
Bombay	94	...	...	...	...	...	...	...	...	...	2	...	...	...	...	1	...	...	...	...	...	3	...	...	31.91	
Asserghur	23	...	...	...	...	...	...	...	1	...	...	...	...	...	...	...	2	...	...	...	...	3	...	...	139.43	
Ahmednagar	150	...	...	...	...	...	...	...	...	...	1	...	...	...	...	1	...	...	...	...	...	4	...	...	26.67	
Poona and Kirkee	565	...	1	1	...	...	...	3	...	...	2	4	...	...	1	...	1	3	5	2	3	3	29	...	...	51.33
Sattara	42	...	...	...	...	...	...	...	...	...	...	...	...	...	...	...	...	...	...	...	...	1	...	...	23.81	
Belgaum	206	...	...	1	...	...	...	...	...	...	3	1	2	...	...	...	1	2	...	...	...	10	...	...	48.54	
Secunderabad	588	...	...	1	1	...	...	...	...	...	1	5	...	...	1	...	3	3	6	...	1	...	22	...	...	37.41
Kamptee	254	...	...	...	...	...	...	...	...	...	3	5	1	...	...	...	1	5	2	3	...	1	21	...	...	82.68
	1,922	...	1	3	1	...	3	...	...	...	1	9	18	4	2	...	8	13	15	7	4	4	93	...	...	48.39
Bellary	264	...	...	...	...	...	...	1	...	...	2	1	1	...	...	...	3	2	2	...	1	13	...	...	49.24	
Bangalore	616	...	...	...	...	...	...	...	...	...	6	1	1	...	...	...	1	...	...	...	1	14	...	...	22.73	
Cannanore	137	...	...	...	...	...	...	...	...	...	...	2	...	...	1	...	...	...	...	...	1	7	...	...	51.99	
Mallapooram	4	...	...	...	...	...	...	...	...	...	...	...	...	...	...	...	...	...	...	...	...	...	...	...		
Calicut	8	...	...	...	...	...	...	...	...	...	...	...	...	...	...	...	...	...	...	...	...	...	...	...		
Trichinopoly	64	...	...	...	...	...	...	...	...	...	...	1	...	...	...	...	1	...	...	...	...	1	3	...	...	46.88
St. Thomas' Mount	149	...	...	...	...	...	...	...	...	...	...	1	...	...	...	...	...	...	...	...	...	4	...	...	26.85	
Madras	192	...	...	...	...	...	...	...	...	...	2	1	2	...	...	...	...	2	...	...	...	1	8	...	...	41.67
	1,434	...	...	...	...	...	...	3	...	...	13	4	4	3	...	...	2	7	6	3	3	3	51	...	...	35.57
Rangoon	218	...	...	...	...	...	...	...	...	...	3	3	...	...	...	...	3	1	1	2	...	1	18	...	...	72.58
Toungoo	71	...	...	...	...	...	...	...	...	...	...	...	...	...	...	...	...	...	...	...	...	1	3	...	...	42.25
Thayetmyo	113	...	...	...	...	...	...	...	...	...	1	2	...	...	...	...	...	1	...	...	...	...	4	...	...	30.97
Port Blair	...	...	...	...	...	...	...	...	...	...	...	...	...	...	...	...	...	...	...	...	...	...	...	...	...	
	452	...	...	...	...	...	...	...	...	...	5	5	...	...	...	...	3	3	1	2	...	2	25	...	...	55.31
Taragur	...	...	...	...	...	...	...	...	...	...	...	...	...	...	...	...	...	...	...	...	...	...	...	...	...	
Mount Abo	43	...	...	...	...	...	...	1	...	...	...	...	...	...	...	...	1	...	...	...	...	2	...	...	46.51	
Poorundhar	22	...	...	...	...	...	...	...	...	...	...	...	...	...	...	...	...	...	...	...	...	...	...	...	...	
Wellington	192	...	...	1	...	...	...	...	...	...	1	1	...	...	...	...	...	1	1	...	2	7	...	...	36.46	
Ramandroog	21	...	...	...	...	...	...	...	...	...	...	...	...	...	...	...	...	...	...	1	...	1	...	...	47.63	
	279	...	...	1	...	...	...	1	...	...	1	1	...	...	...	...	1	1	1	1	2	10	...	...	35.84	
ARMY OF BENGAL	6,953	2	...	23	3	...	2	9	26	3	49	67	11	15	2	17	84	44	32	15	24	428	79	61.27	61.56	
ARMY OF MADRAS	3,048	...	...	6	1	...	...	...	3	...	23	22	5	5	...	11	19	16	9	5	9	131	...	...	48.96	
ARMY OF BOMBAY	2,392	...	1	2	...	...	3	1	5	2	21	22	5	6	1	7	13	18	6	5	6	121	...	...	51.84	
ARMY OF INDIA	12,393	2	1	31	4	...	5	10	34	5	93	111	21	2	...	35	116	78	47	25	39	686	16	55.19	55.35	



# WOMEN AND CHILDREN OF EUROPEAN REGIMENTS, 1874.

## XIII.

The Cholera Tables XI and XII have not been printed. The Note to Table I. gives the details of the four Cases and three Deaths which occurred in 1874 among the Women and Children of the Army of India.

### DETAIL of the CAUSES of the ADMISSIONS and DEATHS of the WOMEN of EUROPEAN REGIMENTS.

Women of the Army of Bengal—Strength ... 3,866		Admission-rate per 1,000 ... 10186		Death-rate per 1,000 ... 2069						
" " Madras "	1,330	" " "	6074	" " "	2026					
" " Bombay "	1,231	" " "	9228	" " "	1462					
" " India "	6,027	" " "	9267	" " "	1947					
CAUSES OF ADMISSIONS AND DEATHS.	BENGAL.		MADRAS.		BOMBAY.		ARMY OF INDIA.		RATIO PER 1,000 OF STRENGTH.	
	Admitted.	Died.	Admitted.	Died.	Admitted.	Died.	Admitted.	Died.	Admitted.	Died.
Dengue	2		1				3		5	
Cholera	1	1					1	1	1	15
Smallpox	2		3	2			5	2	8	30
Chickenpox	1		1				2			
Measles	3						3			
Mumps	2		1				3			
Erysipelas	12						12			
Pyæmia					1	1	1	1		
Enteric Fever	5	3	1	1			6	4	9	69
Intermittent Fevers	841		41		271		1,153		1740	
Remittent and Continued Fevers	632	14	120	1	80	2	832	17	1255	257
Rheumatism	71		27		28		126		190	
Secondary Syphilis	1				3		4			
Scrofula	8				6		14			
Phthisis Pulmonalis	36	11	10	5	11	3	57	19	86	287
Hæmoptysis	4						4			
Hipjoint Disease				1				1		
Anæmia	123		24		28		175			
General Dropsy	1		1				2			
Scurvy	1		1				2			
Heat Apoplexy	2	2					2	2	3	30
Encephalitis	1						1			
Paralysis	1		1		1		3			
Tumour of Brain						1	1	1		
Epilepsy	11		2		1		14			
Chorea	1						1			
Hysteria	18		5		6		29			
Tetanus	1						1			
Delirium Tremens	1				2		3			
Mania	4		2				6			
Melancholia	3		1				4			
Dementia			1		1		2			
Ophthalmia	302		51		77		430		619	
Otitis	9		5		3		17			
Varix	3						3			
Palpitation	3		3				6			
Angina Pectoris			1	1			1	1		
Heart Disease	7	3					7	3		45
Pericarditis	1		1	1			2	1		
Influenza	2		2		1		5			
Tonsillitis	45		5		16		66			
Bronchitis	102	2	35	1	41		178	3	415	121
Asthma	3	1	6				9	1		
Pleurisy	2		2	1	3		7	1		
Pneumonia	7	1	3	2			10	3		
Gastritis			1		1		2			
Enteritis	1						1			
Peritonitis	1						1			
Dyspepsia	232		108		91		431			
Constipation	6		3		2		11			
Colic	37		9		6		52			
Hæmorrhoids	10		2		6		18			
Hæmatemesis	1						1			
Melena	2						2			
Tapeworm	16		5		3		24			
Jaundice	13				4		17			
Hepatitis	66	8	19	4	32		117	12	177	181
Spleen Disease	16		1		3		20		30	
Dysentery	97	8	65	3	27	3	189	14	285	211
Diarrhoea	255	4	40	1	75		310	5	513	76
Nephritis	2	2			1		3	2		
Cystitis	1				1		2			
Aménorrhœa	6		4		4		14			
Dysmenorrhœa	11		3		1		15			
Menorrhagia	29		14		8		51			
Ovaritis	7		3		1		11			
Ovarian Tumour	2						2			
Uterine Ulcer	6		4		4		14			
Uterine Cancer	1			1			1	1		
Prolapsus Uteri	5		1		6		12			
Retroversion of Uterus	2						2			
Polypus of Uterus	1						1			
Leucorrhœa	17		5		6		28		319	302
Stroughing of Vagina								1		
Vaginal Fistula	1	1					1			
Phlegmasia Dolens	1				1		2			
Metritis	6	1					6	1		
Hæmorrhage	20	1	5		4		29	1		
Pæriperal Peritonitis	1	1	3	2	2	2	6	5		
" Fever	4	4	1	1	1		6	5		
" Mania	1				1	1	2	1		
Childbirth		2		1		2		5		
Abortion	84	1	15	1	27		126	2	190	
Periostitis	2		1				3			
Caries	3						3			
Synovitis	5				1		6			
Abscess	72		13		21		106			
Ulcer	38		19		9		66			
Boils	12		3		8		23		297	
Carbuncle	1		1				2			
Skin Diseases	12		4		3		19			
Itch			1				1			
Guinea-worm					1		1			
Tumour	2						2			
General Debility	546	8	336	1	179	2	1,061	11	1865	168
Injuries	39		21		16	1	76	1	115	
Homicide		1						1		
Ratio for all causes not specially calculated									1085	166
	3,938	89	1,067	31	1,136	18	6,141	129	9267	1947



# WOMEN AND CHILDREN OF EUROPEAN REGIMENTS, 1874.

## XIV.

DETAIL of the CAUSES of the ADMISSIONS and DEATHS of the CHILDREN of EUROPEAN REGIMENTS.

CAUSES OF ADMISSIONS AND DEATHS.	BENGAL.		MADRAS.		BOMBAY.		ARMY OF INDIA*		RATIO PER 1,000 OF STRENGTH.	
	Admitted.	Died.	Admitted.	Died.	Admitted.	Died.	Admitted.	Died.	Admitted.	Died.
	Admitted.	Died.	Admitted.	Died.	Admitted.	Died.	Admitted.	Died.	Admitted.	Died.
Children of the Army of Bengal—Strength	6,953									
Admission-rate per 1,000	918.2									
Death-rate per 1,000	61.26									
Children of the Army of Madras—Strength	3,048									
Admission-rate per 1,000	356.7									
Death-rate per 1,000	43.96									
Children of the Army of Bombay—Strength	2,302									
Admission-rate per 1,000	740.8									
Death-rate per 1,000	51.42									
Children of the Army of India—Strength	12,393									
Admission-rate per 1,000	795.0									
Death-rate per 1,000	55.27									
Cholera	3	2					3	2	2	16
Smallpox	17		4		7	1	28	1	23	308
Chickenpox	52		19		17		88			
Measles	457	23	133	6	69	2	659	31	53.2	2.50
Whooping Cough	83	3	32	1	19		134	4	10.8	3.32
Mumps	9		9	1	4		22	1		
Scarlatina	2						2		2	
Diphtheria	1	1			1	1	3	2		
Hydrophobia	1						1			
Erysipelas	9				4		13			
Enteric Fever	6	2			5	3	11	5	9	40
Intermittent Fevers	866	9	47		334	1	1,247	10	100.6	
Remittent and Continued Fevers	831	26	169	3	175	5	1,175	34	94.8	3.55
Rheumatism	19		1		8		28			
Secondary Syphilis	3		1	1	1	1	5	2		
Scrofula	12		5	1	5	1	22	2		
Typhus Mesenterica	25	15	6	5	10	6	41	26		
Phthisis Pulmonalis	4	2	3		4	1	11	3	6.3	2.50
Hæmoptysis	2						2			
Hip-joint Disease	3		1				4			
Anæmia	129		5		23		157			
Cancerum Oris	2	1	1	1			3	2		
Gangrene of leg	1	1					1	1		
General Dropsy	1		2	1			3	1		
Bickets			1	1			1	1		
Scurvy	1	1	1				2	1		
Sunstroke	8	3			2	2	10	5	8	40
Hysteria	1						1			
Epilepsy	2				4		6			
Trismus	1	1	1	1			2	2		
Paralysis	2						2			
Neuralgia	1						1			
Meningitis	13	10	6	5	3	3	22	18	2.7	1.70
Hydrocephalus	5	1	2		5	2	12	3		
Convulsions	96	67	31	22	28	22	155	111	12.5	8.96
Ophthalmia	1,305		172		281		1,758		141.9	
Otitis	14		1		10		25			
Disease of Mastoid Cells										
Epistaxis	2					1	2	1		
Hæmorrhage from frenum lingue										
Syncope	1	1					1	1		
Heart Disease	4	1	2	1			6	2		
Pericarditis	1						1			
Palpitation	2						2			
Influenza	1				1		2			
Tonsillitis	79	4	8		17		104	5		
Sloughing Sore Throat					1		1			
Bronchitis	245	25	129	9	83	6	467	17	53.7	3.81
Croup	45	10	10	5	19	2	65	17		
Asthma			1		1		2			
Pleurisy	1		1				2			
Pneumonia	19	6	2				21	6		
Aphtha	6		5		1		12			
Stomatitis	4	1	1		1		6	1		
Hæmatemesis	2						2			
Enteritis	1	1			1		2	1		
Ileus	1						1			
Peritonitis	1	1					1	1		
Dyspepsia	28		6		7		41			
Constipation	5		1		2		8			
Colic	10		2		1		13			
Hæmorrhoids and Prolapsus Ani	3		5				8			
Hernia	3		3		1		7			
Worms	4		24		7		35			
Tapeworm	36		10		21		67			
Jaundice	9	1	1		1		11	1		
Hepatitis	3		5		8		16		13	
Hydatid of Liver										
Spleen Disease	18	1			1	1	21	1	1.7	
Dysentery	106	17	79	11	38	7	214	35	17.3	2.82
Diarrhoea	553	84	187	19	184	13	921	116	74.6	9.36
Nephritis	1		1	1	1		3			
Cystitis	1						1			
Calculus	4						4			
Lithotomy	1						1			
Phymosis	2						2			
Gonorrhœa	2				3		5			
Ochritis	1						2			
Leucorrhœa	3		1		1		4			
Amenorrhœa	3				1		4			
Dysmenorrhœa	1		2				3			
Curvature of Spine	1		1		3		5			
Contraction	1		1		1		3			
Split Palate							1			
Deafness	293	49	132	23	118	21	563	93	43.8	7.50
Perforitis	1						4			
Necrosis	1						1			
Synovitis	2				2		5			
Scabies and Skin Diseases	49		24		31		95			
Abscess	45	2	15		22		80	2	15.7	
Ulcer	39	1	13		9		61	1		
Boils	39		5		19		54			
General Debility	696	44	311	16	127	18	1,044	78	86.9*	6.30*
Injuries	112	7	54		35	2	201	9	16.2	
Poisoning	2	1					2	1		
Ratio per 1,000 for all causes not specially calculated.									46.6	2.99
	6,384	428	1,697	131	1,772	123	9,853	686	795.0	55.27

\* Including Anæmia.





## 2. NATIVE TROOPS, 1874.

The regimental strength upon which the actual death-rate for the year is calculated is 44,433. The total deaths, absent and present, amount to 600, and this number, with a strength of 44,433, represents a loss of 13.50 per 1,000. The deaths of men present with their regiments amounted to 425, giving a ratio of 10.94 in relation to a strength of 38,851, the average present during the year.

## 2. NATIVE TROOPS. 1874.

The following strength of the Native Troops for the year is calculated from the returns of the several regiments, and is given in the following table. The total strength of the Native Troops for the year 1874 is 1,000 men, and the total strength of the Native Troops for the year 1875 is 1,000 men.



# NATIVE TROOPS, 1874.

## I.

TABLE showing the SICKNESS and MORTALITY among the NATIVE TROOPS serving in the BENGAL PRESIDENCY during the Year 1874, and the prevalence of the principal Diseases in each Month of the Year.

(This Statement is for the Regular Native Army only, and for men present from month to month with their Regiments,—(See introductory note).)

MONTHS.	Average Strength.	Average Number Daily Sick.	Number Daily Sick per 1,000 of Strength.	Number of Deaths.	Died per 1,000 of Strength.	CAUSES OF DEATHS IN HOSPITAL.																			Died out of Hospital.
						Cholera.	Smallpox.	Euteric Fever.	Fever, Intermittent.	Fever, Remittent and Continued.	Apoplexy.	Dysentery.	Diarrhea.	Hepatitis.	Spleen Disease.	Respiratory Diseases.	Heart Diseases.	Phthisis Pulmonalis.	Dropsy.	Scurvy.	Atrophy and Anæmia.	Wounds and Accidents.	All other Causes.		
January	42,880	1,525	35.6	45	1.05	1	1	...	5	...	...	3	1	...	18	1	...	1	...	3	...	4	1		
February	42,796	1,493	34.9	33	.77	...	...	1	3	...	...	...	...	...	10	...	1	...	1	...	1	1	1		
March	42,452	1,462	34.0	45	1.01	9	...	1	6	...	1	...	1	...	7	...	...	1	...	4	1	6	4		
April	37,665	1,243	33.0	45	1.14	8	...	...	3	...	...	1	...	...	4	...	...	...	1	...	4	1	3		
May	35,510	1,242	35.0	43	1.21	16	...	...	1	...	1	...	...	...	5	...	...	1	...	3	1	1	1		
June	35,332	1,307	37.0	29	.87	...	...	...	...	...	...	...	...	...	5	...	...	...	...	1	...	4	4		
July	36,071	1,434	39.8	31	.86	1	...	...	4	...	...	...	1	1	5	...	...	...	...	1	...	1	1		
August	36,438	1,683	46.2	22	.60	...	...	...	4	...	...	4	1	1	4	...	4	1	...	2	...	1	1		
September	36,735	1,887	51.4	35	.95	1	...	3	6	...	...	5	2	2	4	...	3	...	...	2	...	3	2		
October	37,906	2,146	56.6	26	.69	3	...	...	5	...	...	3	1	1	3	...	3	...	...	1	1	3	1		
November	40,690	2,069	50.6	24	.59	...	...	...	4	...	...	1	1	...	6	...	1	...	...	1	1	3	1		
December	41,732	1,886	45.2	60	1.44	2	...	...	5	...	...	8	2	...	24	1	4	...	...	5	...	3	1		
						43	12	5	47	33	5	31	25	6	3	93	6	26	4	...	25	8	36	20	
Died per 1,000 of the Average Strength.																									
For the year	38,821	1,609	41.4	425	10.94	1.11	.31	2.19	.13	.89	.61	.15	.08	2.32	.15	.07	.10	...	.64	.21	.92	.32			

Absent deaths 175. Ratio of 600 deaths, 1,750 per 1,000 of the total regimental strength.

CAUSES OF ADMISSIONS.	NUMBER OF ADMISSIONS INTO HOSPITAL IN EACH MONTH.												Total Admitted during the Year.	Admitted per 1,000 of Strength.	Died out of each hundred cases treated.
	Jan.	Feb.	March.	April.	May.	June.	July.	Aug.	Sept.	Oct.	Nov.	Dec.			
Cholera	...	...	11	14	23	3	4	...	1	3	...	1	59	1.5	72.88
Smallpox	...	7	2	15	13	6	3	1	...	1	...	2	59	1.3	21.60
Euteric Fever	...	...	3	...	...	...	...	2	...	...	...	...	11	.3	45.15
Fever, Intermittent	1,112	806	1,068	1,076	1,208	1,356	2,013	2,026	4,132	4,111	2,877	2,359	24,544	631.7	19
Fever, Remittent and Continued	35	31	32	33	55	39	41	31	61	66	30	25	469	12.1	7.04
Apoplexy	...	...	...	3	1	1	...	1	...	...	...	...	6	.2	83.33
Dysentery	154	197	161	179	217	173	191	218	236	211	223	394	2,374	61.1	1.50
Diarrhoea	85	54	115	137	150	113	149	119	122	81	91	146	1,361	35.0	...
Hepatitis	9	3	8	3	7	17	13	3	6	5	6	6	81	2.1	7.41
Spleen Disease	20	20	32	18	27	35	34	30	58	54	52	81	461	11.9	6.5
Respiratory Diseases	280	334	245	127	93	89	142	89	108	110	177	336	2,020	52.0	4.45
Phthisis Pulmonalis	3	4	6	6	5	2	8	12	5	8	11	3	73	1.9	35.62
Dropsy	1	2	1	...	2	1	...	3	2	1	...	3	16	.4	25.00
Scurvy	6	8	3	3	7	3	8	3	5	4	13	7	70	1.8	...
Rheumatism	291	251	217	123	125	129	176	161	150	164	176	273	2,238	57.6	...
Veneral Diseases	189	120	170	118	124	128	198	128	155	108	139	162	1,689	43.5	...
Eye Diseases	47	34	55	61	91	100	144	116	98	81	75	79	981	25.2	...
Abscess and Ulcer	256	243	214	192	212	279	461	392	396	279	330	387	3,641	93.7	...
Wounds and Accidents	463	340	410	330	337	378	490	356	440	419	511	567	5,031	129.5	...
All other Causes	313	217	346	300	290	293	410	365	397	396	361	380	4,031	103.7	...
	3,224	2,507	3,112	2,736	2,988	3,137	4,453	4,649	6,376	6,002	5,072	4,921	49,267		
Admitted per 1,000 of the Average Strength in each Month.															
	75.2	58.6	73.3	72.7	84.1	88.8	129.4	127.6	173.6	159.1	121.6	117.9	1206.5		

# NATIVE TROOPS, 1874.

## II.

*TABLE showing the SICKNESS and MORTALITY among the NATIVE TROOPS serving in BENGAL PROPER and in ASSAM during the Year 1874, and the prevalence of the principal Diseases in each Month of the Year.*

MONTHS.	Average Strength.	Average Number Daily Sick.	Number Daily Sick per 1,000 of Strength.	Number of Deaths.	Died per 1,000 of Strength.	CAUSES OF DEATH IN HOSPITAL.																	Died out of Hospital.			
						Cholera.	Smallpox.	Enteric Fever.	Fever, Intermittent.	Fever, Remittent and Continued.	Apoplexy.	Dysentery.	Diarrhoea.	Hepatitis.	Spleen Disease.	Respiratory Diseases.	Heart Diseases.	Phthisis Pulmonalis.	Dropsy.	Scurvy.	Atrophy and Anæmia.	Wounds and Accidents.		All other Causes.		
January	7,886	317	40.2	8	...	1	...	...	...	1	...	1	...	...	...	...	2	...	1	...	...	1	...	...	...	...
February	7,910	337	42.6	12	...	...	...	1	1	...	...	...	...	...	...	...	...	...	...	...	...	...	...	...	...	...
March	8,070	357	44.2	17	...	9	...	1	1	...	1	...	...	...	...	...	...	...	...	...	...	...	...	...	...	...
April	7,196	391	54.3	21	...	7	3	...	1	...	1	...	...	...	...	...	...	...	...	...	...	3	...	...	...	1
May	7,294	432	59.2	20	...	14	...	...	...	...	...	...	...	...	...	...	...	...	...	...	...	...	...	...	...	...
June	7,272	452	62.2	3	...	...	1	...	...	...	...	...	...	...	...	...	...	...	...	...	...	...	...	...	...	...
July	7,377	492	66.7	13	...	1	...	...	...	...	...	...	...	...	...	...	...	...	...	...	...	...	...	...	1	1
August	7,419	492	66.0	5	...	...	...	...	...	...	...	...	...	...	...	...	...	...	...	...	...	...	...	...	...	...
September	7,472	456	61.0	18	...	...	...	3	4	2	...	...	1	1	1	...	...	...	1	...	...	1	...	...	1	...
October	7,514	457	60.8	9	...	2	...	...	1	...	...	...	1	...	...	...	...	...	1	...	...	...	...	...	2	...
November	7,436	442	59.5	3	...	...	...	...	...	...	...	...	...	...	1	...	...	1	...	...	...	...	...	...	...	1
December	7,827	447	57.1	16	...	1	...	...	...	...	...	6	2	...	...	...	...	2	...	...	4	...	...	...	1	...
						36	6	5	12	7	1	19	18	1	3	5	1	9	1	...	11	...	7	3		
Died per 1,000 of the Average Strength.																										
For the year	7,591	421	55.5	145	19.10*	474	79	...	316	13	2.59	2.37	1.3	1.49	1.66	1.13	1.19	1.13	...	1.45	...	1.92	1.40	...	...	

CAUSES OF ADMISSIONS.	NUMBER OF ADMISSIONS INTO HOSPITAL IN EACH MONTH.												Total Admitted during the Year.	Admitted per 1,000 of Strength.	Died out of each hundred cases treated.
	Jan.	Feb.	March.	April.	May.	June.	July.	Aug.	Sept.	Oct.	Nov.	Dec.			
Cholera	...	...	10	12	21	1	4	...	1	2	...	1	52	6.9	69.23
Smallpox	...	1	...	5	3	1	...	...	...	...	...	...	10	1.3	60.00
Enteric Fever	...	2	3	...	...	...	...	1	4	...	...	...	10	1.3	50.00
Fever, Intermittent	333	298	339	438	354	401	556	629	622	438	430	497	5,227	688.6	23
Fever, Remittent and Continued	7	7	3	5	17	19	28	25	15	12	13	6	157	20.7	4.46
Apoplexy	...	...	...	...	...	...	...	...	...	...	...	...	...	...	...
Dysentery	70	57	59	119	129	97	84	73	54	49	55	139	1,025	135.0	2.25
Diarrhoea	36	26	62	66	80	58	67	49	37	29	38	69	617	81.3	...
Hepatitis	2	...	...	1	1	3	2	1	3	1	...	1	17	2.2	5.88
Spleen Disease	8	6	7	7	12	18	16	15	21	14	13	13	159	19.8	2.00
Respiratory Diseases	42	34	44	31	26	27	29	29	25	26	45	79	428	56.4	1.17
Phthisis Pulmonalis	...	...	...	1	1	...	3	5	3	4	2	1	30	3.6	45.00
Dropsy	...	...	1	...	...	...	...	1	...	1	...	1	4	0.5	25.00
Scurvy	3	5	2	1	1	...	4	...	2	3	8	5	34	4.5	...
Rheumatism	46	52	60	36	33	32	48	45	31	33	47	59	523	68.9	...
Veneral Diseases	13	39	21	20	16	13	26	20	32	19	17	25	257	33.2	...
Eye Diseases	8	7	11	6	8	11	15	10	13	9	6	4	108	14.2	...
Abscess and Ulcer	45	47	49	57	37	68	83	51	68	49	48	62	664	87.5	...
Wounds and Accidents	90	50	82	67	89	103	108	67	73	71	76	106	982	129.4	...
All other Causes	73	72	124	104	91	123	129	116	125	120	128	132	1,337	176.1	...
	776	604	910	976	919	976	1,202	1,119	1,129	880	926	1,200	11,617	...	...
Admitted per 1,000 of the Average Strength in each Month.															
	98.4	76.4	112.8	128.5	126.0	134.2	163.0	150.2	151.1	117.1	124.7	153.3	1539.4	...	...

\* For Statement of Absent Deaths, see Regimental Table XVI, Section 1.



# NATIVE TROOPS, 1874.

## III.

TABLE showing the SICKNESS and MORTALITY among the NATIVE TROOPS serving in the DINAPORE, BENARES, OUDE, and CAWNPORE DISTRICTS during the Year 1874, and the prevalence of the principal Diseases in each Month of the Year.

MONTHS.	Average Strength.	Average Number Daily Sick.	Number Daily Sick per 1,000 of Strength.	Number of Deaths.	Died per 1,000 of Strength.	CAUSES OF DEATHS IN HOSPITAL.																	Died out of Hospital.	
						Cholera.	Smallpox.	Enteric Fever.	Fever, Intermittent.	Fever, Remittent and Continued.	Apoplexy.	Dysentery.	Diarrhoea.	Hepatitis.	Spleen Disease.	Respiratory Diseases.	Heart Diseases.	Phthisis Pulmonalis.	Dropsy.	Scurvy.	Atrophy and Anæmia.	Wounds and Accidents.		All other Causes.
January	7,140	250	35.0	5	...	...	...	1	...	...	...	...	...	...	1	...	...	...	1	...	...	2	...	
February	7,133	241	33.8	4	...	...	...	...	...	...	...	...	...	...	2	...	...	...	1	...	...	1	...	
March	6,911	237	34.3	2	...	...	...	...	...	...	...	...	...	...	...	...	...	1	...	...	...	...	...	
April	5,948	204	34.6	3	...	...	1	...	...	...	...	...	...	...	1	...	...	...	...	...	...	...	...	
May	5,475	177	32.3	4	...	...	2	...	...	...	...	...	...	...	...	...	...	...	1	...	...	...	...	
June	5,449	152	27.9	1	...	...	...	...	...	...	...	...	...	...	...	...	...	1	...	...	...	...	...	
July	5,882	187	31.9	3	...	...	...	...	1	...	...	...	...	...	1	...	...	...	...	...	...	1	...	
August	5,989	237	39.6	3	...	...	...	...	...	...	...	...	...	...	1	...	...	...	...	...	...	1	...	
September	5,905	236	39.4	1	...	...	...	...	...	...	...	...	...	...	...	...	...	...	...	...	...	...	1	
October	6,395	251	39.3	...	...	...	...	...	...	...	...	...	...	...	...	...	...	...	...	...	...	...	...	
November	6,859	251	36.9	4	...	...	...	1	1	...	...	...	...	...	1	...	...	...	...	...	...	1	...	
December	7,133	251	35.2	5	...	...	...	1	...	...	1	...	...	...	2	...	1	...	...	...	...	...	...	
							3	...	3	2	...	1	...	1	...	8	...	5	1	...	3	2	5 1	
Died per 1,000 of the Average Strength.																								
For the year	6,357	223	35.1	35	5.51*	...	47	...	79	...	16	...	16	...	125	...	79	16	...	47	31	79	16	

CAUSES OF ADMISSIONS.	NUMBER OF ADMISSIONS INTO HOSPITAL IN EACH MONTH.												Total Admitted during the Year.	Admitted per 1,000 of Strength.	Died out of each hundred cases treated.
	Jan.	Feb.	March.	April.	May.	June.	July.	Aug.	Sept.	Oct.	Nov.	Dec.			
Cholera	...	...	1	...	...	...	...	...	...	...	...	...	1	...	...
Smallpox	...	3	1	8	...	3	...	...	...	...	...	...	17	...	17.65
Enteric Fever	...	...	...	...	...	...	...	...	...	...	...	...	...	...	...
Fever, Intermittent	113	88	113	91	106	92	251	223	299	321	189	168	2,054	323.1	10
Fever, Remittent and Continued	1	3	2	1	5	1	3	...	...	...	1	4	21	3.3	14.29
Apoplexy	...	...	...	...	...	...	...	...	...	...	...	...	...	...	...
Dysentery	13	15	18	17	19	7	20	29	35	21	26	28	242	38.1	...
Diarrhoea	17	10	18	7	6	10	20	9	13	10	12	13	145	22.8	26
Hepatitis	1	...	1	...	1	3	3	...	...	...	1	1	11	1.7	9.09
Spleen Disease	2	4	5	...	4	3	2	1	4	2	4	3	34	5.4	...
Respiratory Diseases	24	26	21	8	5	6	21	15	23	14	22	23	208	32.7	3.85
Phthisis Pulmonalis	...	1	1	...	1	1	1	1	1	1	2	1	11	1.7	45.45
Dropsy	...	1	...	...	...	...	...	...	...	...	...	...	2	...	...
Scurvy	...	...	...	...	...	...	...	...	...	...	...	...	...	...	...
Rheumatism	44	25	29	19	15	10	20	27	22	26	23	25	285	44.9	...
Veneral Diseases	45	38	69	45	32	34	44	39	38	23	37	49	484	76.1	...
Eye Diseases	6	4	4	14	7	15	38	29	16	13	13	17	176	27.7	...
Abscess and Ulcer	58	40	44	27	37	52	70	59	59	43	39	59	587	92.3	...
Wounds and Accidents	77	62	63	43	57	43	85	73	99	91	92	86	862	133.6	...
All other Causes	34	22	47	32	38	33	50	43	53	37	40	29	458	72.9	...
	438	340	435	306	327	310	628	548	654	695	501	506	5,308		
Admitted per 1,000 of the Average Strength in each Month.															
	61.3	47.8	62.9	51.4	59.7	56.9	107.1	91.5	109.1	91.6	73.0	79.9	89.6		

\* For Statement of Absent Deaths, see Regimental Table XVI, Section 2.

# NATIVE TROOPS, 1874.

## IV.

TABLE showing the SICKNESS and MORTALITY among the NATIVE TROOPS serving in the MEERUT DISTRICT and in ROHILCUND during the Year 1874, and the prevalence of the principal Diseases in each Month of the Year.

MONTHS.	Average Strength.	Average Number Daily Sick.	Number Daily Sick per 1,000 of Strength.	Number of Deaths.	Died per 1,000 of Strength.	CAUSES OF DEATHS IN HOSPITAL.																	Died out of Hospital.	
						Cholera.	Smallpox.	Enteric Fever.	Fever, Intermittent.	Fever, Remittent and Continued.	Apoplexy.	Dysentery.	Diarrhoea.	Hepatitis.	Spleen Disease.	Respiratory Diseases.	Heart Diseases.	Phthisis Pulmonalis.	Dropsy.	Scurvy.	Atrophy and Anæmia.	Wounds and Accidents.		All other Causes.
						...	...	...	...	...	...	...	...	...	...	...	...	...	...	...	...	...		...
January	5,607	150	26.7	2	...	...	...	...	...	1	...	1	...	...	...	...	...	...	...	...	...	...	...	...
February	5,748	142	24.7	4	...	...	...	...	...	1	...	...	...	...	3.42	...	...	...	...	...	...	...	...	1
March	4,961	129	24.2	4	...	...	...	...	...	...	...	...	...	...	3.42	...	...	...	...	...	...	...	...	...
April	4,300	105	24.4	2	...	...	...	...	...	...	...	...	...	...	...	...	...	...	...	...	...	...	...	...
May	4,037	119	29.3	4	...	...	...	...	...	1	1	...	1	...	...	...	...	...	...	...	...	...	...	...
June	3,954	112	28.3	...	...	...	...	...	...	...	...	...	...	...	...	...	...	...	...	...	...	...	...	...
July	4,078	117	28.7	4	...	...	...	...	...	1	...	...	1	...	...	...	...	...	...	...	...	...	...	...
August	4,092	103	47.1	5	...	...	...	...	...	1	1	...	...	1	...	...	...	...	...	...	...	...	...	...
September	4,113	207	64.9	3	...	...	...	...	...	1	...	...	...	...	1	...	...	...	...	...	...	...	...	1
October	4,311	235	54.5	6	...	...	...	...	...	1	...	...	...	...	1	...	...	...	...	...	...	...	...	...
November	5,393	190	35.2	5	...	...	...	...	...	1	2	...	1	...	...	...	...	...	...	...	...	...	...	1
December	5,429	167	30.8	2	...	...	...	...	...	...	...	...	...	...	...	...	...	...	...	...	...	...	...	...
						...	...	...	4	7	2	4	2	2	...	10	...	2	1	...	2	1	4	...
Died per 1,000 of the Average Strength.																								
For the year	4,670	160	34.3	41	8.78*	...	...	...	2.35	.43	.86	.43	.43	...	2.14	...	.43	.21	...	.43	.21	...	.86	...

CAUSES OF ADMISSIONS.	NUMBER OF ADMISSIONS INTO HOSPITAL IN EACH MONTH.												Total Admitted during the Year.	Admitted per 1,000 of Strength.	Died out of each hundred cases treated.
	Jan.	Feb.	March.	April.	May.	June.	July.	Aug.	Sept.	Oct.	Nov.	Dec.			
Cholera	...	...	...	...	...	...	...	...	...	...	...	...	...	...	...
Smallpox	1	...	...	...	...	...	...	...	...	1	...	2	4	...	...
Enteric Fever	...	...	...	...	...	...	...	1	...	...	...	...	1	...	...
Fever, Intermittent	88	66	86	68	128	109	245	504	552	348	156	140	2,483	531.7	...
Fever, Remittent and Continued	1	2	1	3	1	...	1	2	39	29	3	2	75	16.1	933
Apoplexy	...	...	...	...	...	...	...	1	...	...	...	...	1	...	...
Dysentery	13	8	9	10	17	9	8	16	16	26	22	23	177	37.9	...
Diarrhoea	2	1	1	7	9	6	7	15	11	3	5	8	75	16.1	238
Hepatitis	3	1	1	...	...	3	...	...	1	1	3	1	14	3.0	1429
Spleen Disease	2	5	3	3	...	3	4	7	14	14	9	21	85	18.2	...
Respiratory Diseases	36	37	29	18	8	6	12	3	8	11	24	20	212	45.4	472
Phthisis Pulmonalis	...	2	...	1	1	...	...	2	1	1	2	...	10	2.1	2000
Dropsy	...	...	...	...	...	...	...	1	...	...	...	...	1	...	...
Scurvy	2	...	...	1	...	...	...	...	...	...	...	...	3	...	...
Rheumatism	29	36	23	9	12	12	7	16	20	10	17	26	217	46.5	...
Veneral Diseases	21	23	20	12	16	11	20	24	19	10	28	26	230	49.2	...
Eye Diseases	9	3	6	15	22	13	18	12	12	8	17	13	148	31.7	...
Abscess and Ulcer	28	33	22	17	23	30	55	43	42	22	42	33	390	83.5	...
Wounds and Accidents	55	42	50	47	36	44	43	28	38	4	59	58	542	116.0	...
All other Causes	42	34	30	25	43	20	36	27	45	29	47	51	429	91.8	...
	332	293	275	236	516	265	456	702	809	555	434	424	5,697		
Admitted per 1,000 of the Average Strength in each Month.															
	59.2	50.9	55.4	54.9	77.9	67.0	111.8	171.5	196.7	128.7	80.5	78.1	1091.4		

\* For Statement of Absent Deaths, see Regimental Table XVI, Section 3.



# NATIVE TROOPS, 1874.

## V.

TABLE showing the SICKNESS and MORTALITY among the NATIVE TROOPS serving in the AGRA DISTRICT and in CENTRAL INDIA during the Year 1874, and the prevalence of the principal Diseases in each Month of the Year.

(Several of the stations of this area usually occupied by Regiments of the Bengal Army were in 1874 occupied by Madras Troops. The Statistics of the Madras Troops occupying Stations of the Bengal Presidency are given in Table XVII.)

MONTHS.	Average Strength.	Average Number Daily Sick.	Number Daily Sick per 1,000 of Strength.	Number of Deaths.	Died per 1,000 of Strength.	CAUSES OF DEATHS IN HOSPITAL.																	Died out of Hospital.		
						Cholera.	Smallpox.	Enteric Fever.	Fever, Intermittent.	Fever, Remittent and Continued.	Apoplexy.	Dysentery.	Diarrhoea.	Hepatitis.	Spleen Disease.	Respiratory Diseases.	Heart Diseases.	Phthisis Pulmonalis.	Dropsy.	Scurvy.	Atrophy and Anæmia.	Wounds and Accidents.		All other Causes.	
January	3,758	163	43.4	3	...	...	...	...	1	...	...	...	...	...	1	...	...	...	1	...	...	...	...	...	...
February	4,555	196	43.0	3	...	...	...	...	1	...	...	...	...	...	2	...	...	...	...	...	...	...	...	...	...
March	4,635	174	39.2	6	...	...	...	...	...	...	...	...	...	...	...	...	1	...	...	...	4	1	1	1	...
April	3,826	126	32.9	4	...	...	1	...	2	...	...	...	...	...	...	...	...	...	...	...	...	...	...	...	...
May	3,492	118	33.8	...	...	...	...	...	...	...	...	...	...	...	1	...	...	...	...	...	...	...	...	...	...
June	3,511	113	32.2	1	...	...	...	...	...	...	1	...	...	...	...	...	...	...	...	...	...	...	...	...	...
July	3,652	138	37.8	1	...	...	...	...	...	...	...	...	...	...	...	...	...	...	...	...	...	...	...	...	...
August	3,761	151	40.1	5	...	...	...	...	2	...	...	1	...	...	...	...	...	1	...	...	...	...	...	...	...
September	3,757	184	48.9	5	...	...	...	...	...	...	...	...	1	1	...	1	1	...	...	...	...	...	...	...	...
October	3,829	233	60.9	1	...	1	...	...	...	...	...	...	...	...	...	...	...	...	...	...	...	...	...	...	...
November	3,411	182	53.4	...	...	...	...	...	...	...	...	...	...	...	...	...	...	...	...	...	...	...	...	...	...
December	3,569	187	52.4	1	...	...	...	...	...	...	...	...	...	...	...	1	...	...	...	...	...	...	...	...	...
						1	1	...	6	3	1	1	1	1	...	7	...	3	...	...	3	1	1	2	...
Died per 1,000 of the Average Strength.																									
For the year	3,796	164	43.2	32	8.43*	.26	.26	.233	.26	.26	.26	.26	.26	.26	.26	1.85	...	.80	...	...	.80	.26	.26	.52	...

CAUSES OF ADMISSIONS.	NUMBER OF ADMISSIONS INTO HOSPITAL IN EACH MONTH.												Total Admitted during the Year.	Admitted per 1,000 of Strength.	Died out of each hundred cases treated.
	Jan.	Feb.	March.	April.	May.	June.	July.	Aug.	Sept.	Oct.	Nov.	Dec.			
Cholera	...	...	...	...	...	...	...	...	...	1	...	...	1	3	...
Smallpox	2	...	6	6	...	...	...	...	...	...	...	...	14	37	7.14
Enteric Fever	...	...	...	...	...	...	...	...	...	...	...	...	...	...	...
Fever, Intermittent	62	87	88	49	93	94	205	289	55	581	291	236	2,547	671.0	24
Fever, Remittent and Continued	5	5	2	2	6	2	...	...	1	...	...	1	21	63	12.50
Apoplexy	...	...	...	1	...	1	...	...	...	...	...	...	2	5	50.00
Dysentery	14	5	6	6	6	7	15	21	22	17	6	14	139	36.6	...
Diarrhoea	5	1	8	3	5	4	11	7	6	6	3	1	69	15.9	100
Hepatitis	3	...	...	1	...	...	2	...	...	...	1	1	7	1.8	14.29
Spleen Disease	1	1	2	...	6	4	2	1	3	5	4	4	31	8.7	...
Respiratory Diseases	22	23	13	3	8	6	11	4	12	8	4	19	131	35.0	5.26
Phthisis Pulmonalis	1	...	2	1	1	1	...	1	...	...	1	1	9	2.4	33.33
Dropsy	...	...	...	...	...	...	...	...	...	...	...	...	...	...	...
Scurvy	...	...	...	...	1	...	...	...	...	...	...	...	1	3	...
Rheumatism	66	24	29	17	13	19	16	19	12	16	18	15	231	60.9	...
Veneral Diseases	13	7	19	12	12	13	29	15	24	25	21	21	202	53.2	...
Eye Diseases	4	7	19	4	6	5	14	8	7	11	6	7	89	23.4	...
Abscess and Ulcer	21	31	26	25	38	25	58	41	63	24	23	5	447	117.7	...
Wounds and Accidents	84	66	55	48	26	21	25	21	34	32	37	46	498	131.2	20
All other Causes	25	18	53	12	17	19	29	32	24	25	16	19	269	70.8	...
	317	275	290	185	243	224	498	412	723	731	453	425	4,706		
Admitted per 1,000 of the Average Strength in each Month.															
	84.3	69.4	65.4	48.3	69.6	63.8	111.8	109.6	192.4	196.1	132.8	119.1	1239.7		

\* For Statement of Absent Deaths, see Regimental Table XVI, Section 4.

# NATIVE TROOPS, 1874.

## VI.

*TABLE showing the SICKNESS and MORTALITY among the NATIVE TROOPS serving in the PUNJAB during the Year 1874, and the prevalence of the principal Diseases in each Month of the Year.*

MONTHS.	Average Strength.	Average Number Daily Sick.	Number Daily Sick per 1,000 of Strength.	Number of Deaths.	Died per 1,000 of Strength.	CAUSES OF DEATHS IN HOSPITAL.																	Died out of Hospital.		
						Cholera.	Smallpox.	Enteric Fever.	Fever, Intermittent.	Fever, Remittent and Continued.	Apoplexy.	Dysentery.	Diarrhoea.	Hepatitis.	Spleen Disease.	Respiratory Diseases.	Heart Disease.	Phthisis Pulmonalis.	Dropsy.	Scurvy.	Atrophy and Anæmia.	Wounds and Accidents.		All other Causes.	
January	16,781	603	35.9	19	...	...	1	...	4	...	...	1	...	1	...	...	10	...	1	1	...	...	...	...	1
February	16,922	556	32.9	10	...	...	...	...	1	...	...	1	...	...	...	...	3	...	...	...	...	...	...	...	1
March	16,685	491	29.4	14	...	...	...	...	5	...	...	...	...	1	...	...	3	...	...	...	...	1	...	...	1
April	14,743	380	25.8	11	...	...	...	...	...	...	...	...	...	...	...	...	3	4	...	...	...	...	...	...	1
May	13,938	352	25.3	9	...	...	...	...	1	1	...	1	...	...	...	...	4	...	...	...	...	...	...	...	1
June	13,861	413	29.8	11	...	1	...	...	...	1	...	...	1	...	...	...	3	1	1	...	...	...	...	...	1
July	14,029	435	31.0	9	...	...	...	...	1	...	...	...	...	...	...	...	2	...	1	...	...	...	...	...	1
August	14,188	535	37.7	42	...	...	...	...	...	1	...	...	...	...	...	...	...	...	1	...	...	...	...	...	1
September	14,432	702	48.6	6	...	...	...	...	...	...	2	...	...	...	...	...	1	...	...	...	1	...	...	...	1
October	15,569	979	62.9	10	...	...	...	4	1	...	...	...	...	...	...	...	1	...	1	...	...	...	1	...	1
November	16,808	971	57.8	11	...	...	...	2	1	1	...	1	...	...	...	...	4	...	...	...	1	...	...	...	1
December	16,903	864	47.6	35	...	...	...	2	5	...	...	1	...	...	...	...	21	1	1	...	...	1	...	...	1
						1	1	...	20	14	1	5	3	1	...	55	4	7	1	...	4	2	16	12	
Died per 1,000 of the Average Strength.																									
For the year	15,405	602	39.1	147	9.54*	07	07	2.21	07	32	19	07	...	...	...	3.57	25	45	07	...	25	13	194	78	

CAUSES OF ADMISSIONS.	NUMBER OF ADMISSIONS INTO HOSPITAL IN EACH MONTH.												Total Admitted during the Year.	Admitted per 1,000 of Strength.	Died out of each hundred cases treated.
	Jan.	Feb.	March.	April.	May.	June.	July.	Aug.	Sept.	Oct.	Nov.	Dec.			
Cholera	...	...	...	...	...	1	...	...	...	...	...	...	1	1	...
Smallpox	...	1	...	1	...	1	...	...	...	...	...	...	4	3	25.00
Enteric Fever	...	...	...	...	...	...	1	...	...	...	...	...	...	...	...
Fever, Intermittent	485	346	441	408	400	637	711	960	2,080	2,419	1,771	1,088	11,836	768.3	...
Fever, Remittent and Continued	15	13	24	22	25	17	9	4	15	15	12	11	182	11.8	7.70
Apoplexy	...	...	...	...	...	1	...	...	...	...	...	...	1	1	...
Dysentery	36	21	27	25	46	52	59	75	105	95	109	95	745	48.4	...
Diarrhoea	18	13	21	26	26	29	43	39	53	31	31	55	387	25.1	71
Hepatitis	1	2	4	1	5	3	6	2	2	3	1	2	32	2.1	3.12
Spleen Disease	7	4	15	8	5	7	10	6	16	19	20	40	157	10.2	...
Respiratory Diseases	137	112	137	65	43	44	66	36	38	51	77	192	998	64.8	5.51
Phthisis Pulmonalis	2	1	3	3	1	...	4	2	...	2	4	...	22	1.4	36.36
Dropsy	1	1	...	...	2	...	1	...	...	...	...	1	8	5	12.50
Scurvy	1	2	1	...	5	3	4	3	3	1	...	...	31	2.0	...
Rheumatism	115	112	81	45	45	48	78	59	67	77	70	143	900	67.3	...
Veneral Diseases	41	...	45	19	29	34	43	23	38	30	34	40	398	25.8	...
Eye Diseases	17	13	23	20	46	55	57	57	47	40	32	38	445	28.9	...
Abscess and Ulcer	93	85	65	64	63	92	171	172	155	141	154	178	1,433	93.0	38
Wounds and Accidents	128	118	134	106	127	144	175	137	192	177	236	256	1,950	126.6	...
All other Causes	128	100	101	113	82	85	156	137	117	125	125	132	1,431	92.9	...
	1,226	965	1,123	926	1,041	1,233	1,593	1,733	2,049	3,228	2,681	2,273	20,091		
Admitted per 1,000 of the Average Strength in each Month.															
	73.1	57.9	67.3	62.8	74.7	99.4	113.6	122.1	204.1	207.5	159.5	134.5	136.6		

\* For Statement of Absent Deaths, see Regimental Table XVI. Section 5.



# NATIVE TROOPS, 1874.

## VII.

TABLE showing the SICKNESS and MORTALITY among the NATIVE TROOPS composing the CENTRAL INDIA IRREGULAR FORCE during the Year 1874, and the prevalence of the principal Diseases in each Month of the Year.

MONTHS.	Average Strength.	Average Number Daily Sick.	Number Daily Sick per 1,000 of Strength.	Number of Deaths.	Died per 1,000 of Strength.	CAUSES OF DEATHS IN HOSPITAL.																	
						Cholera.	Smallpox.	Enteric Fever.	Fever, Intermittent.	Fever, Remittent and Continued.	Apoplexy.	Dysentery.	Diarrhoea.	Hepatitis.	Spleen Disease.	Respiratory Diseases.	Heart Diseases.	Phthisis Pulmonalis.	Dropsy.	Scurvy.	Atrophy and Anæmia.	Wounds and Accidents.	All other Causes.
January	4,060	160	34.3	14	...	...	...	...	...	...	...	...	1	...	1	...	...	...	...	...	...	...	...
February	4,253	133	31.3	...	...	...	...	...	...	...	...	...	...	...	1	...	...	...	...	...	...	...	...
March	4,195	113	26.9	...	...	...	...	...	...	...	...	...	...	...	...	4	...	...	...	...	...	...	4
April	3,983	103	25.9	...	...	...	...	...	...	...	...	...	...	...	1	...	...	...	...	...	...	...	...
May	3,938	95	24.1	...	...	...	...	...	...	...	...	...	...	...	...	...	1	...	...	...	...	...	...
June	4,018	98	24.4	...	...	...	...	...	...	...	...	...	...	...	...	...	...	...	...	...	...	...	...
July	4,117	113	27.4	...	...	...	...	...	...	...	...	...	...	...	1	...	...	...	...	...	...	...	1
August	4,226	125	29.6	...	...	...	...	...	...	...	...	...	...	...	...	1	...	1	...	...	...	...	...
September	4,174	148	35.5	...	...	...	...	...	...	...	...	...	...	...	...	...	...	...	...	...	...	...	...
October	4,208	179	42.5	...	...	...	...	...	...	...	...	...	...	...	...	...	...	...	...	...	...	...	...
November	4,276	143	33.4	...	...	...	...	...	...	...	...	...	...	...	...	...	...	...	...	...	...	...	...
December	4,313	161	37.3	...	...	...	...	...	...	...	...	...	...	...	...	...	...	...	...	...	...	...	...
						...	...	...	4	5	1	2	...	3	...	11	1	2	1	...	1	1	7 2
Died per 1,000 of the Average Strength.																							
For the year	4,197	131	31.2	41	9.77	...	...	2.14	2.4	1.48	...	7.1	...	2.62	2.4	1.8	2.4	...	2.4	2.4	1.06	1.48	...

CAUSES OF ADMISSIONS.	NUMBER OF ADMISSIONS INTO HOSPITAL IN EACH MONTH.												Total Admitted during the Year.	Admitted per 1,000 of Strength.	Died out of each hundred cases treated.
	Jan.	Feb.	March.	April.	May.	June.	July.	Aug.	Sept.	Oct.	Nov.	Dec.			
Cholera	...	...	...	...	...	...	...	...	...	...	...	...	...	...	...
Smallpox	...	1	...	1	...	1	...	...	...	...	...	...	...	3	...
Enteric Fever	...	...	...	...	...	...	...	...	...	...	...	...	...	...	7
Fever, Intermittent	54	44	61	49	31	43	109	137	209	311	166	119	1,384	329.8	30
Fever, Remittent and Continued	5	5	2	6	12	10	1	6	6	14	11	13	91	21.7	5.49
Apoplexy	...	...	...	...	1	...	...	...	...	...	...	...	1	...	...
Dysentery	4	...	3	8	8	2	13	...	5	...	...	...	20	102	24.3
Diarrhoea	3	4	11	10	5	1	22	17	5	3	...	...	17	91	21.7
Hepatitis	1	1	...	...	...	...	1	...	...	2	2	...	7	1.7	42.86
Spleen Disease	2	2	1	...	2	...	2	...	3	3	4	...	25	6.0	...
Respiratory Diseases	27	26	23	8	9	4	9	6	6	5	16	27	166	39.5	6.62
Phthisis Pulmonalis	...	1	3	...	...	...	...	1	1	...	...	...	6	1.4	33.33
Dropsy	1	...	...	1	...	...	...	1	1	...	...	...	4	1.0	25.00
Scurvy	...	1	...	...	...	...	...	...	...	...	...	...	1	...	...
Rheumatism	29	24	27	16	8	12	10	17	21	20	20	23	227	54.1	...
Venernal Diseases	8	9	10	3	9	8	11	5	14	6	11	9	103	24.5	...
Eye Diseases	13	11	22	26	17	32	37	45	36	20	11	24	394	95.5	...
Abscess and Ulcer	31	17	27	15	23	20	40	40	32	31	36	35	347	82.7	54
Wounds and Accidents	55	33	30	24	35	27	39	39	35	28	34	74	450	107.2	...
All other Causes	24	21	37	24	26	25	53	40	46	22	31	29	411	97.9	...
	257	200	263	193	186	195	357	354	490	472	363	403	3,723	...	...
Admitted per 1,000 of the Average Strength in each Month.															
	55.1	47.0	62.7	48.4	47.2	48.5	80.7	83.8	115.0	112.2	81.9	93.4	88.1	...	...

The total strength of the corps of the Central India Force was 5,663, and out of this strength the deaths were 52, which gives a ratio of 9.18 per 1,000.

The Gain and Loss Statement for the year is as under:-

Strength borne on the rolls at the beginning of the year ... 5,618

Additions received during the year ... 425

Total ... 6,043

Deaths at head-quarters and in detachments 41; on furlough 11; invalided for discharge 107; otherwise discharged 272 ... 391

Remaining on the rolls of the Regiments on 31st December... 5,652



# NATIVE TROOPS, 1874.

## VIII.

TABLE showing the SICKNESS and MORTALITY among the NATIVE TROOPS composing the PUNJAB IRREGULAR FORCE during the Year 1874, and the prevalence of the principal Diseases in each Month of the Year.

MONTHS.	Average Strength.	Average Number Daily Sick.	Number Daily Sick per 1,000 of Strength.	Number of Deaths.	Died per 1,000 of Strength.	CAUSES OF DEATHS IN HOSPITAL.															Died out of Hospital.			
						Cholera.	Smallpox.	Enteric Fever.	Fever, Intermittent.	Fever, Remittent and Continued.	Apoplexy.	Dysentery.	Diarrhoea.	Hepatitis.	Spleen Disease.	Respiratory Diseases.	Heart Diseases.	Phthisis Pulmonalis.	Dropsy.	Scurvy.		Atrophy and Anæmia.	Wounds and Accidents.	All other Causes.
January	11,236	557	49.6	14	...	...	...	...	1	...	...	1	...	...	9	...	1	...	...	...	...	...	...	...
February	11,177	505	45.2	13	...	...	...	...	4	...	2	...	...	...	6	...	...	...	...	...	...	...	...	...
March	10,903	378	34.7	9	...	...	...	...	1	...	...	...	...	...	4	1	1	...	...	...	...	...	...	...
April	9,904	228	23.0	4	...	...	...	...	1	...	...	...	...	...	1	...	...	...	...	...	...	...	...	...
May	8,908	230	25.8	9	...	...	...	...	1	...	1	...	...	...	1	...	2	...	1	...	...	...	...	...
June	8,892	241	27.1	3	...	...	...	...	1	...	...	...	...	...	...	...	...	...	...	...	...	...	...	...
July	9,123	277	30.4	5	...	...	...	1	1	...	...	...	...	...	1	1	...	...	...	...	...	...	...	...
August	9,664	392	43.2	1	...	...	...	...	...	...	...	...	...	...	...	...	...	...	...	...	...	...	...	...
September	9,101	594	65.3	5	...	...	...	1	1	...	...	...	...	...	1	1	...	...	...	...	...	...	...	...
October	9,167	800	87.3	1	...	...	...	...	...	...	1	...	...	...	...	...	...	...	...	...	...	...	...	...
November	9,496	748	78.6	17	...	...	...	...	...	...	...	...	...	...	10	...	1	1	...	...	...	...	...	...
December	10,937	643	58.8	40	...	...	...	...	4	...	1	1	...	...	29	1	...	...	...	1	...	...	...	...
						...	2	2	1	14	...	5	2	...	2	62	2	7	1	1	1	...	15	4
Died per 1,000 of the Average Strength.																								
For the year	9,859	406	47.3	121	12.28	...	20	...	173	...	51	20	...	20	630	20	71	10	10	10	...	152	41	

CAUSES OF ADMISSIONS.	NUMBER OF ADMISSIONS INTO HOSPITAL IN EACH MONTH.												Total Admitted during the Year.	Admitted per 1,000 of Strength.	Died out of each hundred cases treated.										
	Jan.	Feb.	March.	April.	May.	June.	July.	Aug.	Sept.	Oct.	Nov.	Dec.													
Cholera	...	...	...	...	...	...	...	...	...	...	...	...	...	...	...	...	...	...	...	...	...	...	...	...	
Smallpox	...	...	...	...	...	...	...	...	...	1	1	2	4	4	...	...	...	...	...	...	...	...	...	50.00	
Enteric Fever	...	...	...	...	...	...	1	...	...	...	...	...	2	2	...	...	...	...	...	...	...	...	...	...	
Fever, Intermittent	481	332	403	237	239	343	381	882	2,106	2,130	1,435	1,001	9,990	1013.3	...	...	...	...	...	...	...	...	...	...	
Fever, Remittent and Continued	13	10	8	1	4	3	...	3	6	12	18	16	94	9.5	14.89	...	...	...	...	...	...	...	...	...	
Apoplexy	...	...	...	...	...	1	...	...	...	...	...	...	1	1	...	...	...	...	...	...	...	...	...	...	
Dysentery	43	41	15	23	25	37	29	43	99	67	72	60	554	56.2	...	...	...	...	...	...	...	...	...	...	
Diarrhoea	25	24	23	21	27	22	37	29	31	19	31	42	331	33.6	79	...	...	...	...	...	...	...	...	...	
Hepatitis	3	2	...	2	2	1	6	2	2	1	5	4	30	3.1	...	...	...	...	...	...	...	...	...	...	
Spleen Disease	11	9	10	12	6	5	5	8	15	13	21	38	153	15.5	131	...	...	...	...	...	...	...	...	...	
Respiratory Diseases	160	107	107	23	31	18	31	16	29	29	70	177	790	80.1	7.55	...	...	...	...	...	...	...	...	...	
Phthisis Pulmonalis	4	3	2	1	4	2	4	...	2	3	...	5	30	3.1	23.33	...	...	...	...	...	...	...	...	...	
Dropsy	...	...	1	...	...	...	...	1	...	2	...	...	6	6	16.67	...	...	...	...	...	...	...	...	...	
Scurvy	4	3	5	2	5	1	4	4	4	4	...	1	42	4.2	238	...	...	...	...	...	...	...	...	...	
Rheumatism	71	88	55	31	31	40	38	41	44	29	49	99	616	62.5	...	...	...	...	...	...	...	...	...	...	
Veneral Diseases	14	21	16	5	21	18	29	15	12	12	13	21	188	19.1	...	...	...	...	...	...	...	...	...	...	
Eye Diseases	8	12	15	11	12	29	32	28	28	22	18	19	234	23.7	...	...	...	...	...	...	...	...	...	...	
Abscess and Ulcer	1-2	89	69	55	72	101	205	147	126	81	100	127	1,266	128.4	37	...	...	...	...	...	...	...	...	...	
Wounds and Accidents	121	99	85	86	97	109	156	132	107	100	134	180	1,408	142.8	...	...	...	...	...	...	...	...	...	...	
All other Causes	81	115	110	83	92	81	100	88	112	62	74	144	1,142	115.8	...	...	...	...	...	...	...	...	...	...	
	1,143	955	915	593	689	812	1,049	1,439	2,714	2,588	2,048	1,896	16,881	...	...	...	...	...	...	...	...	...	...	...	
Admitted per 1,000 of the Average Strength in each Month.																									
	101.7	85.4	83.9	60.0	77.4	91.3	115.0	158.7	298.2	281.3	206.9	177.0	...	171.2	...	...	...	...	...	...	...	...	...	...	...

Calculated on a strength of 12,228, the total strength absent as well as present, the death-rate of the year is 13.06 per 1,000—the equivalent of 167 deaths.

The Gain and Loss Statement for the Frontier Force for the year is as under:—

Strength borne on the Regimental rolls on 1st January 1874	...	12,244
Additions received during the year	...	1,536
		<b>TOTAL</b> 13,770
Deaths at Head-quarters and in Detachments 121; died while on furlough and sick leave 46; invalided for discharge 479; transfers given 35; discharged otherwise 788	...	1,460
Remaining on the rolls at the close of 1874	...	12,310



# NATIVE TROOPS, 1874.

## IX.

TABLE showing the SICKNESS and MORTALITY among the NATIVE TROOPS of the REGULAR ARMY and of the PUNJAB FRONTIER FORCE serving TRANS-INDUS during the Year 1874, and the prevalence of the principal Diseases in each Month of the Year.

(This Table contains the entire of the figures shown in the Statement for the Punjab Frontier Force, with the exception of the statistics of Abbottabad, as well as the statistics of the Regiments of the Regular Native Army serving beyond the Indus already incorporated in the General Statement for the Punjab.)

MONTHS.	Average Strength.	Average Number Daily Sick.	Number Daily Sick per 1,000 of Strength.	Number of Deaths.	Died per 1,000 of Strength.	CAUSES OF DEATHS IN HOSPITAL.																	Died out of Hospital.		
						Cholera.	Smallpox.	Enteric Fever.	Fever, Intermittent.	Fever, Remittent and Continued.	Apoplexy.	Dysentery.	Diarrhoea.	Hepatitis.	Spleen Disease.	Respiratory Diseases.	Heart Diseases.	Phthisis Pulmonalis.	Dropsy.	Scurvy.	Atrophy and Anæmia.	Wounds and Accidents.		All other Causes.	
January	14,146	675	47.7	25	...	...	1	...	3	...	...	...	1	...	...	14	...	2	1	...	...	...	...	2	1
February	14,104	490	41.8	17	...	...	...	...	...	...	...	...	...	...	...	9	...	...	...	...	...	...	...	...	...
March	14,212	474	33.3	13	...	...	...	...	...	...	...	...	...	...	...	3	...	1	...	...	...	...	...	...	...
April	12,834	324	25.3	9	...	...	...	...	1	...	...	...	...	...	...	3	...	...	...	...	...	...	...	...	...
May	11,573	318	27.5	2	...	...	...	...	1	...	...	...	...	...	...	1	...	...	...	...	...	...	...	...	...
June	11,093	343	29.6	5	...	...	...	...	1	...	...	...	...	...	...	3	...	...	...	...	...	...	...	...	...
July	11,893	401	33.7	6	...	...	...	...	1	...	...	...	...	...	...	1	...	...	...	...	...	...	...	...	...
August	11,915	513	43.1	1	...	...	...	...	...	...	...	...	...	...	...	...	...	...	...	...	...	...	...	...	...
September	11,966	783	65.4	4	...	...	...	...	...	...	...	...	...	...	...	...	...	...	...	...	...	...	...	...	...
October	12,112	1,171	96.7	4	...	...	...	...	1	...	...	...	...	...	...	1	...	...	...	...	...	...	...	...	...
November	12,675	1,144	90.3	16	...	...	...	...	...	...	...	...	...	...	...	8	...	1	...	...	...	...	...	...	...
December	13,580	871	64.1	39	...	...	...	...	...	...	...	...	...	...	...	26	1	...	...	...	...	...	...	...	...
						...	1	...	14	18	1	5	2	...	2	69	3	6	1	...	1	...	...	18	5
Died per 1,000 of the Average Strength.																									
For the year	12,750	634	49.8	146	11.48	...	.08	...	2.52	.08	.39	.15	...	.15	5.43	.24	.17	.08	...	.08	...	...	1.42	.39	

CAUSES OF ADMISSIONS.	NUMBER OF ADMISSIONS INTO HOSPITAL IN EACH MONTH.												Total Admitted during the Year.	Admitted per 1,000 of Strength.	Died out of each hundred cases treated.
	Jan.	Feb.	March.	April.	May.	June.	July.	Aug.	Sept.	Oct.	Nov.	Dec.			
Cholera	...	...	...	...	...	...	...	...	...	...	...	...	...	...	...
Smallpox	1	...	...	...	...	...	1	...	...	...	...	1	3	2	33.33
Enteric Fever	...	...	...	...	...	...	...	...	...	...	...	...	...	...	...
Fever, Intermittent	602	380	508	383	435	541	633	983	2,799	3,440	2,372	1,582	14,638	1150.8	709
Fever, Remittent and Continued	23	19	15	7	14	11	3	5	9	14	21	17	158	12.4	11.46
Apoplexy	...	...	...	...	...	...	...	...	...	...	...	...	...	...	...
Dysentery	60	42	24	33	39	57	63	73	148	103	112	100	854	67.1	50.09
Diarrhoea	32	25	32	31	34	38	57	41	51	26	41	66	474	37.3	...
Hepatitis	3	3	...	3	5	2	7	3	...	...	...	...	30	2.4	...
Spleen Disease	13	9	16	12	7	8	10	20	...	17	...	...	181	14.6	1.07
Respiratory Diseases	176	125	129	45	35	26	46	27	28	35	71	181	912	72.5	7.48
Phthisis Pulmonalis	5	3	3	1	2	...	5	...	1	2	...	2	24	1.9	25.09
Dropsy	1	...	...	...	...	...	...	...	1	1	...	...	9	.7	11.11
Scurvy	4	3	4	...	4	...	2	5	5	5	6	2	42	3.3	...
Rheumatism	78	96	65	35	38	44	54	46	55	46	53	113	713	56.9	...
Venerical Diseases	27	24	26	10	33	27	28	22	27	18	19	27	279	21.9	...
Eye Diseases	10	17	15	12	14	36	42	30	35	24	25	21	281	22.1	...
Abscess and Ulcer	127	105	70	70	86	130	261	298	166	111	139	146	1,619	127.3	...
Wounds and Accidents	134	102	110	102	122	141	193	178	137	127	153	202	1,701	133.7	...
All other Causes	103	141	151	120	96	97	137	118	130	83	78	169	1,423	111.9	...
	1,399	1,094	1,159	844	965	1,161	1,549	1,750	3,612	4,051	3,108	2,975	23,358		...
Admitted per 1,000 of the Average Strength in each Month.															
	98.9	77.6	81.4	65.8	83.4	109.0	129.5	169.9	301.9	334.5	245.2	196.9	1835.3		...





# NATIVE TROOPS, 1874.

## XI.

TABLE showing the DAILY AVERAGE SICK-RATE of each STATION in each MONTH.

STATIONS.	Average Strength for the period of observation.	DAILY SICK PER 1,000 OF AVERAGE STRENGTH IN EACH MONTH.												Average Daily Sick per 1,000 of Strength during the period of observation.	Ratio for each Province.
		January.	February.	March.	April.	May.	June.	July.	August.	September.	October.	November.	December.		
Fort William	627	206	413	526	514	436	440	502	487	557	661	521	603	494	55.5
Alipore	895	688	513	449	494	615	698	617	652	626	692	579	683	581	
Dum-Dum	127	148	182	91	...	182	91	182	273	273	299	331	370	236	
Barrackpore	1,011	694	682	746	1052	968	720	610	646	674	742	814	1008	772	
Berhampore	160	252	200	84	464	408	429	552	483	329	514	629	686	457	
Dacca	271	369	521	449	276	355	355	497	319	484	498	648	445	496	
Cachar and Outposts	645	297	274	288	282	298	328	384	369	372	325	370	385	326	
Sylhet (9 months)	82	1000	1143	714	714	1266	558	890	709	390	...	...	...	751	
Shillong	837	247	466	554	440	545	854	845	788	794	775	817	883	633	
Gauhati	639	375	337	330	213	370	491	456	375	278	541	262	298	329	
Tezpur	237	672	200	101	757	1187	1174	914	769	648	673	665	890	778	
Nowgong	72	465	349	465	698	232	400	267	274	274	822	...	...	555	
Dibrugarh	723	233	319	175	431	292	483	829	1026	892	709	942	593	553	
Bara	574	627	659	683	1136	1457	1487	1582	1599	1312	1052	896	581	1063	
Jalpaiguri (10 months)	27	...	...	...	...	...	...	...	...	...	...	...	...	...	
Bhagpur	695	154	131	203	149	150	183	229	245	249	228	221	215	198	
Dinapore	624	225	203	279	313	395	417	316	479	367	327	293	321	337	
Seowli (10 months)	104	...	...	111	333	617	220	536	702	459	283	307	323	385	
Benares	341	496	348	984	1056	994	710	664	765	829	849	506	612	685	
Chunar	70	286	143	329	429	286	429	143	286	286	286	429	286	286	
Gorakhpur	689	378	436	403	376	395	285	284	378	482	393	269	373	354	
Fyzabad	737	348	379	265	252	177	183	293	437	343	312	412	294	312	
Lucknow	1,486	399	364	402	366	336	293	227	325	374	382	432	417	350	
Sitapur	356	157	131	133	256	324	245	314	256	264	318	345	323	253	
Fatehgarh	136	522	483	345	489	410	410	560	791	840	552	467	452	545	
Cawnpore	500	197	279	179	187	296	194	236	298	258	300	265	187	231	
Allahabad	848	368	312	452	536	338	353	452	323	368	390	365	334	389	
Nagode	94	1004	702	367	279	286	132	127	513	779	1053	874	476	542	
Shahjhanpur	180	625	187	189	267	598	794	733	774	523	424	690	634	560	
Barilly	929	218	129	101	152	183	177	135	135	192	133	114	127	151	
Moradabad	416	149	192	139	272	334	397	279	277	342	277	269	199	240	
Almorah	628	481	414	449	344	346	274	368	493	530	413	449	389	414	
Dehra	649	354	353	339	314	382	399	321	419	447	492	519	495	491	
Roorkee	461	124	149	282	286	241	314	183	221	349	343	281	291	216	
Meerut	778	393	316	218	212	290	352	359	829	1756	1342	369	400	527	
Delhi	626	193	239	277	188	234	243	244	776	816	754	432	357	399	
Agra	989	879	736	641	424	363	317	320	351	586	718	605	643	594	
Morrah	1,522	390	327	334	391	375	498	459	462	509	610	834	570	454	
Jhansi	622	469	327	198	161	235	159	279	292	306	392	374	414	289	
Nowgong	274	172	168	275	318	290	275	396	290	362	692	383	328	292	
Sing, Uluar, and Sambhar	155	...	169	197	265	142	66	265	331	331	291	291	395	194	
Lalitpur	73	411	374	137	548	274	137	411	685	548	685	485	411	411	
Deoli	212	376	577	624	391	548	549	594	594	737	795	568	583	566	
Umballa	297	187	191	159	260	249	691	348	647	1025	668	377	395	492	
Simla (5 months)	31	...	...	...	...	...	...	...	...	...	...	...	...	...	
Phillour	39	...	...	...	...	...	...	...	...	...	...	...	...	...	
Ludhiana	108	185	278	183	93	185	...	94	370	453	556	463	370	278	
Jullundur	557	548	637	519	143	140	296	418	573	690	546	583	613	485	
Ferozepore	616	935	1004	916	387	278	241	275	396	367	444	309	428	593	
Mooltan	1,042	499	439	312	240	290	320	280	699	1522	1529	724	501	609	
Sialkot	1,001	411	473	414	310	366	416	308	291	317	366	340	310	270	
Dharmasala	639	294	223	259	318	362	419	392	440	317	382	619	391	394	
Bokloh	638	450	336	239	221	322	249	272	304	210	273	277	288	282	
Amritsar	295	312	256	...	163	211	213	212	359	376	280	351	258	244	
Meean Meer	1,392	324	315	391	274	171	265	154	246	219	394	402	653	323	
Jhelum	1,592	219	197	174	182	165	298	218	192	274	264	224	298	295	
Rawal Pindi	1,594	245	165	268	396	296	337	359	340	332	317	317	350	396	
Talgaon	697	211	79	191	119	126	168	148	163	161	314	284	156	165	
Attock	141	168	168	116	116	175	379	234	156	595	625	794	476	284	
Murree (7 months)	58	...	...	...	...	175	175	175	517	345	172	172	...	172	
Nowshera	692	439	493	597	431	391	359	627	430	613	1014	...	...	592	
Cherat (8 months)	190	...	...	327	154	169	246	299	595	396	459	...	...	316	
Peshwar	3,483	374	282	227	260	269	309	334	397	551	988	1012	795	495	
CENTRAL INDIA FORCE.															
Angur	250	372	317	280	295	221	227	225	362	317	270	245	182	280	31.2
Goonah	249	112	149	142	129	135	134	86	39	219	376	273	144	161	
Sindapore	380	343	275	225	290	281	257	214	374	343	318	460	308	308	
Kherwarrah	478	576	526	453	493	359	360	377	348	494	548	254	268	418	
Erinporeah	790	135	227	156	191	217	209	278	441	445	422	431	282	282	
Deoli	622	516	542	381	335	299	288	355	337	351	692	485	698	434	
Sohore and Indore	797	157	116	116	134	132	6	136	157	145	184	133	147	138	
Ajmere and Beaur	631	488	367	415	360	322	490	430	452	543	397	390	694	460	
PUNJAB FRONTIER FORCE.															
Mardas	784	615	490	375	297	348	417	483	484	494	696	560	579	472	47.3
Abdottabad	1,111	356	343	297	293	196	295	252	371	378	313	424	546	319	
Kohat	2,850	364	320	273	189	223	245	202	271	490	662	493	456	269	
Bannoo	1,649	860	725	474	255	232	362	321	138	477	1000	1022	893	525	
Iera Ghazi Khan	1,130	360	303	311	214	210	214	258	417	1180	972	652	499	476	
Iera Ismail Khan	1,687	490	699	451	257	299	342	369	520	764	1149	862	508	557	
Rajpore	488	590	527	377	370	497	338	504	755	1279	2061	1590	875	820	



# NATIVE TROOPS, 1874.

## XII.

TABLE showing the *RATIO* in which the *CHIEF DISEASES* have contributed to make up the *ADMISSION-RATE* of each *STATION*.

STATIONS.	Average Strength during the period of occupation.	ADMITTED INTO HOSPITAL PER 1,000 OF AVERAGE STRENGTH.											Admitted per 1,000 of Strength during the period of observation.
		Cholera.	Fever.	Dysentery.	Diarrhoea.	Hepatitis.	Spleen Disease.	Ophthalmia.	Rheumatism.	Veneral Diseases.	Diseases of the Respiratory Organs.	All other Causes.	
Fort William	627	16	3732	1116	463	...	32	271	239	415	734	3620	10638
Alipore	895	...	9320	2223	1564	...	78	212	369	458	961	2749	18134
Benn-Dum	127	...	8110	551	551	...	473	...	313	...	157	1181	11338
Barrackpore	1,011	30	10099	1048	1098	10	712	158	1345	415	425	5688	21028
Berhampore	140	62	4750	688	875	...	...	125	625	812	437	1563	9957
Dacca	271	37	2066	960	516	...	...	148	922	221	960	4391	10221
Cachar and Outposts	645	15	5597	636	292	46	93	15	977	217	512	2310	10610
Scikit (9 months)	82	214	7561	122	732	...	...	244	244	366	732	2883	12928
Shillong	837	60	7116	1505	382	48	299	95	621	311	609	5690	16236
Gauhati	639	313	5008	1424	1142	16	78	47	219	125	204	2081	10657
Tezpur	237	39	15680	3463	2685	156	156	233	895	117	1712	5175	20311
Nowgong	72	417	6527	1528	694	...	139	...	694	417	417	5139	15972
Dibrugarh	723	180	11770	1342	595	14	138	166	747	484	553	4869	20858
Buxa	574	...	4498	923	592	52	122	209	749	174	140	7718	15087
Jalpaiguri (10 months)	27	...	...	...	...	...	...	...	...	...	...	...	...
Bhagalpur	605	17	1802	595	115	...	83	99	628	331	231	2049	5950
Dumapore	624	...	4135	369	208	...	80	176	176	343	249	1715	7452
Sergoli (10 months)	104	...	2116	288	769	...	...	481	577	865	288	3558	8942
Benares	361	28	1440	55	28	28	55	360	332	3260	78	2133	7756
Chunar	70	...	6572	714	1143	143	...	571	429	2000	571	2714	14857
Gorakhpur	649	...	2989	524	231	...	...	185	308	1371	262	2650	8520
Fyzabad	737	...	2809	515	692	41	68	448	312	353	597	3526	9681
Lucknow	1,486	...	2806	404	168	7	101	299	525	834	411	3446	9011
Sitapur	356	...	1348	281	...	...	...	590	618	337	253	3690	6417
Fatehgarh	136	...	5735	441	321	74	147	368	1838	735	809	5673	15441
Cannore	910	...	2846	154	99	22	11	220	165	296	209	1901	5923
Allahabad	848	...	5177	542	142	24	47	224	672	295	259	3868	12250
Nagode	94	...	5851	106	...	...	...	213	1383	851	213	3830	12447
Shahjhanpur	180	...	2333	556	56	...	56	278	500	1722	222	6166	11889
Barilly	929	...	1295	172	65	...	11	226	86	108	161	2110	4144
Moradabad	416	...	2494	745	337	24	...	288	72	691	577	2260	7398
Almora	628	...	3312	430	127	...	...	255	971	1370	319	2611	9395
Dehra	619	...	2018	169	139	139	585	847	663	324	385	2928	8197
Rootkee	463	...	1857	108	86	21	65	238	454	713	238	4168	7948
Meerut	578	...	16427	578	283	13	437	283	553	64	630	3573	22841
Delhi	626	...	9617	511	176	32	128	96	463	303	1022	2460	14808
Agra	639	...	5751	330	224	11	42	234	554	373	384	4079	13992
Morar	1,522	...	8712	486	184	39	151	256	835	618	368	2089	15738
Jhansi	612	...	6045	370	48	...	...	177	257	740	492	3038	11677
Nowgong	274	...	4915	219	73	...	73	182	492	438	109	5474	10985
Sipi, Ulwar, and Sambhar	155	...	4615	65	...	...	...	645	452	516	516	3032	9871
Lalitpur	73	137	4247	...	411	...	274	137	852	137	274	6449	13288
Deoli	212	...	5472	189	142	...	94	47	366	283	94	4858	11745
Umballa	797	...	6625	276	151	12	25	665	906	339	451	2898	12109
Simla (5 months)	31	...	...	...	...	...	...	...	...	...	...	...	...
Phillour	39	...	...	...	...	...	...	...	...	...	...	...	...
Ludhiana	108	...	7407	278	93	...	185	93	926	370	185	1944	11481
Jullundur	557	...	4542	251	36	36	162	90	1347	287	287	3662	10700
Ferozepore	616	...	12971	243	471	...	114	260	691	97	243	1505	16705
Mooltan	1,002	...	15359	489	140	30	130	559	479	290	619	3712	21747
Sialkot	1,001	...	2318	370	290	10	19	439	1358	152	470	3718	16213
Dharmasala	659	...	4052	243	106	...	45	577	850	152	580	4928	9169
Bakloh	638	...	2414	188	172	31	47	592	972	235	1663	1463	12341
Amritsar	205	...	8019	634	244	...	...	49	241	195	1198	2696	11997
Mecan Meer	1,392	...	6621	184	108	15	376	158	469	192	239	2029	6485
Jhelum	1,262	...	2721	455	128	45	26	256	282	397	239	2029	6485
Rawal Pindi	1,594	...	2826	539	173	7	73	173	399	292	651	3557	8690
Talagang	697	...	4860	66	132	16	49	231	297	132	395	3837	10115
Attock	141	...	8794	1135	367	...	71	355	213	142	71	1915	13263
Murree (7 months)	58	...	1724	345	862	...	...	...	345	172	345	1379	5172
Nowshera	692	...	7370	491	217	72	130	246	345	191	910	4335	14497
Cherat (8 months)	199	...	6195	1000	684	...	...	158	474	421	368	3474	12884
Peshawar	3,483	...	12902	836	451	17	103	215	471	313	683	2969	19040
CENTRAL INDIA FORCE.													
Augur	220	...	2050	360	80	...	200	680	480	320	160	1040	5920
Goonah	249	...	1084	201	...	...	40	40	201	...	80	483	2329
Sardaspore	389	...	3291	103	386	26	51	488	386	231	488	3599	9049
Kherwarrah	478	...	3242	21	21	21	21	523	105	125	628	4435	9142
Erinporeah	749	...	3859	167	333	38	64	1026	308	179	436	2398	8808
Deoli	602	...	3858	177	145	16	64	1061	659	643	611	4470	11704
Sekore and Indore	797	...	3488	494	276	...	...	339	339	213	125	703	5947
Ajmere and Boar	631	...	4453	349	253	16	111	1093	1553	143	460	4965	13296
PUNJAB FRONTIER FORCE.													
Murdan	784	...	4885	76	421	76	217	689	855	421	689	4413	12742
Abbottabad	1,441	...	5260	306	243	76	83	353	784	229	1222	3003	11839
Kohat	2,389	...	10059	716	840	25	295	134	707	213	837	3747	17183
Bunsoo	1,649	...	11549	805	274	30	116	297	470	98	780	3738	18667
Dera Ghazi Khan	1,430	...	15900	545	293	7	147	293	413	168	699	3562	23077
Dera Ismail Khan	1,687	...	10871	670	320	...	172	160	694	172	599	4560	18328
Rajampur	488	...	10984	205	123	20	123	295	394	41	635	4672	17692



# NATIVE TROOPS, 1874.

## XIII.

TABLE showing the MORTALITY in each STATION, the CAUSES of DEATHS, and the RATIO of DEATHS to STRENGTH.

STATIONS.	Average Strength for the period of observation.	CAUSES OF DEATHS IN REGIMENTAL HOSPITALS.																	TOTAL DEATHS.		DIED PER 1,000 OF AVERAGE STRENGTH.					
		Cholera.	Smallpox.	Enteric Fever.	Fever, Intermittent.	Fever, Remittent and Continued.	Apoplexy.	Dysentery.	Diarrhoea.	Hepatitis.	Spleen Disease.	Respiratory Diseases.	Heart Diseases.	Phthisis Pulmonalis.	Dropsy.	Scoury.	Atrophy and Anæmia.	Wounds and Accidents.	All other Causes.	Died out of Hospital.	Of men present with their Regiments.	Of men absent from their Regiments.	With their Regiments.			
																							a.	b.	c.	d.
Troops marching in Bengal and N.W. Provinces	...	...	...	...	...	...	...	1	...	...	4	1	...	...	...	...	...	1	6	...	9	...	...	...	...	...
Troops employed in the Famine Districts	...	5	1	...	2	...	...	1	...	...	1	...	...	...	...	...	2	1	1	4	16	...	...	...	...	...
Fort William	627	...	...	...	...	...	...	...	...	...	1	...	...	...	...	...	3	...	3	...	7	...	...	11.16	11.16	...
Alipore	895	...	...	...	1	...	...	3	1	...	1	...	3	...	...	...	...	...	1	...	10	...	...	11.17	11.17	...
Dum-Dum	127	...	...	...	...	...	...	1	...	...	...	...	...	...	...	...	...	...	1	...	3	...	...	23.62	23.62	...
Barrackpore	1,011	4	...	...	1	...	...	4	6	...	2	1	...	...	...	...	...	...	...	16	...	...	3.96	11.87	15.83	...
Berhampore	169	...	...	...	...	...	...	...	...	...	...	...	...	...	...	...	...	...	...	...	...	...	...	...	...	...
Dacca	271	...	...	...	...	...	...	...	...	...	...	...	...	...	...	...	...	...	...	...	...	...	...	...	...	...
Cachar and Outposts	645	1	...	...	1	3	...	...	...	...	...	1	4	1	...	1	...	...	...	...	2	...	...	7.38	7.38	...
Sylhet (9 months)	82	1	...	...	...	...	...	...	...	...	...	...	...	...	...	...	...	...	...	...	...	...	...	1.55	13.95	15.59
Shillong and Outposts	837	1	...	5	...	1	...	...	3	3	...	1	1	...	3	...	...	...	...	...	2	...	...	12.29	17.29	21.39
Gauhati	639	19	3	...	2	...	...	...	1	3	1	...	1	...	1	...	3	...	...	1	35	...	...	29.73	25.94	54.77
Tezpur	237	...	...	...	...	...	...	...	1	...	...	...	...	...	...	...	1	...	...	...	...	...	...	...	...	...
Nowgong	72	3	1	...	...	...	...	...	1	...	...	...	...	...	...	...	...	...	...	...	...	...	...	41.67	27.77	69.44
Dibrugarh and (Upper Assam)	723	6	2	...	...	...	...	4	...	...	...	...	...	...	...	...	3	...	...	...	14	...	...	8.30	11.06	19.96
Buxa	544	...	...	...	6	...	...	1	5	...	...	...	...	...	...	...	...	...	...	...	...	...	...	27.87	27.87	...
Julpiguri (10 months)	27	...	...	...	...	...	...	...	...	...	...	...	...	...	...	...	...	...	...	...	...	...	...	...	...	...
Bhagalpur	605	1	...	...	...	...	...	...	...	...	...	...	...	...	...	...	...	...	...	...	2	...	...	1.65	1.65	3.31
Duffa Force	...	...	...	...	...	...	...	1	...	...	...	...	...	...	...	...	...	...	...	...	1	...	...	...	...	...
	7,591	36	6	5	12	7	1	19	18	1	3	5	1	9	1	...	11	...	7	3	143	...	474	14.36	19.70	...
Dinapore	624	...	...	...	1	...	...	...	...	...	...	...	...	...	...	...	...	...	...	...	2	...	...	3.21	3.21	...
Segowli (10 months)	104	...	...	...	...	...	...	...	...	...	1	...	...	...	...	...	...	...	...	...	...	...	...	9.62	9.62	...
Besares	391	...	...	...	...	...	...	...	...	...	...	...	...	...	...	...	1	...	...	...	4	...	...	11.08	11.08	...
Chunar	70	...	...	...	...	...	...	...	...	...	...	...	...	...	...	...	...	...	...	...	...	...	...	...	...	...
Gorakhpur	649	...	...	...	...	...	...	...	...	...	...	...	...	...	...	...	...	...	...	...	...	...	...	3.08	3.08	...
Fyzabad	737	...	...	...	...	...	...	...	...	1	...	...	...	...	...	...	...	...	...	...	...	...	...	5.43	5.43	...
Lucknow	1,486	2	...	...	1	1	...	...	...	...	...	3	...	...	...	...	...	...	...	3	10	...	...	6.73	6.73	...
Sitapur	356	...	...	...	...	...	...	...	...	...	...	...	...	...	...	...	...	...	...	...	...	...	...	5.62	5.62	...
Fatehgarh	136	...	...	...	...	...	...	...	...	...	...	...	...	...	...	...	...	...	...	...	...	...	...	...	...	...
Cawnpore	910	...	...	...	1	...	...	...	...	...	...	...	...	...	...	...	...	...	...	...	4	...	...	4.40	4.40	...
Allahabad	848	1	...	...	...	...	...	...	...	...	...	...	...	...	...	...	...	...	...	...	6	...	...	7.98	7.98	...
Nagode	94	...	...	...	...	...	...	...	...	...	...	...	...	...	...	...	...	...	...	...	...	...	...	...	...	...
	6,357	3	...	3	2	...	...	1	...	1	...	8	...	5	1	...	3	2	5	1	33	...	...	5.51	5.51	...
Shahjahanpur	180	...	...	...	...	...	...	...	...	...	...	...	...	...	...	...	...	...	...	...	...	...	...	...	...	...
Bareilly	929	...	...	...	1	...	...	...	...	...	2	...	...	...	...	...	...	...	...	...	3	...	...	3.23	3.23	...
Moradabad	416	...	...	...	...	1	...	...	...	...	...	...	...	...	...	...	...	...	...	...	1	...	...	2.40	2.40	...
Almora	625	...	...	...	...	...	...	1	...	...	...	1	...	...	...	...	...	...	...	...	2	...	...	3.19	3.19	...
Dehra Dun	649	...	...	...	...	...	...	...	1	...	...	...	...	2	1	...	1	1	1	...	6	...	...	9.25	9.25	...
Roorkee	463	...	...	...	1	2	...	...	1	...	...	...	...	...	...	...	1	1	1	...	6	...	...	12.96	12.96	...
Meerut	778	...	...	...	3	3	...	...	...	1	...	...	...	...	...	...	...	...	...	...	13	...	...	19.28	19.28	...
Delhi	636	...	...	...	1	1	1	1	...	...	...	3	...	...	...	...	...	...	...	...	8	...	...	12.78	12.78	...
	4,670	...	...	4	7	2	4	2	2	...	10	...	2	1	...	2	1	4	...	41	...	...	8.78	8.78	...	
Agra	939	...	...	...	3	1	...	1	...	...	...	...	...	...	...	...	2	...	1	1	11	...	...	11.71	11.71	...
Morar	1,522	1	...	...	...	...	...	1	1	...	4	...	1	...	...	...	1	...	...	...	1	14	...	5.20	9.20	...
Jhansi	622	...	...	...	2	...	...	...	...	...	3	...	...	...	...	...	...	...	...	...	6	...	...	9.64	9.64	...
Nowgong	274	...	...	...	...	...	...	...	...	...	...	...	...	...	...	...	...	...	...	...	...	...	...	...	...	...
Sijet, Umar, and Sambhar	155	...	...	...	...	...	...	...	...	...	...	...	...	...	...	...	...	...	...	...	...	...	...	...	...	...
Lalitpur	73	1	...	...	...	...	...	...	...	...	...	...	...	...	...	...	...	...	...	...	1	...	13.70	13.70	...	...
Dooli	215	...	...	...	...	...	...	...	...	...	...	...	...	...	...	...	...	...	...	...	...	...	...	...	...	...
	3,796	1	1	...	6	3	1	1	1	1	...	7	...	3	...	...	3	1	1	2	32	...	...	8.17	8.43	...
Umballa	797	...	...	...	2	...	...	1	1	...	...	...	...	...	...	...	...	...	...	...	1	7	...	8.78	8.78	...
Simla (5 months)	31	...	...	...	...	...	...	...	...	...	...	...	...	...	...	...	...	...	...	...	...	...	...	...	...	...
Phillour	39	...	...	...	...	...	...	...	...	...	...	...	...	...	...	...	...	...	...	...	...	...	...	...	...	...
Lodhiana	108	...	...	...	...	...	...	...	...	...	...	...	...	...	...	...	...	...	...	...	...	...	...	...	...	...
Jullundur	537	...	...	...	...	...	...	...	...	...	...	...	...	...	...	...	...	...	...	...	...	...	...	...	...	...
Ferozepore	616	...	...	...	1	...	...	...	...	...	...	...	...	...	...	...	...	...	...	...	...	...	...	...	...	...
Moeltan	1,002	...	...	...	1	...	...	...	...	...	6	1	...	...	...	...	...	...	...	...	1	2	11	...	10.98	10.98
Sialkot	1,601	...	...	...	...	...	...	2	...	...	4	...	2	...	...	...	1	...	...	...	1	10	...	...	10.00	10.00
Dharmasala	629	...	...	...	2	...	...	1	...	...	1	...	...	...	...	...	...	...	...	...	...	...	...	...	...	...
Bakloh	438	...	...	...	...	...	...	...	...	...	...	1	2	...	...	...	...	...	...	...	1	4	...	...	6.27	6.27
Amritsar	265	...	...	...	...	...	...	...	...	...	...	...	...	...	...	...	...	...	...	...	...	...	...	...	...	...
Meran Meer	1,302	...	...	...	...	...	...	1	...	...	7	...	1	...	...	...	2	1	3	...	...	...	...	...	...	...
Jhelum	1,562	1	...	...	...	...	...	...	...	1	...	...	...	...	...	...	...	...	...	...	...	...	...	...	...	...
Rawal Pindi	1,594	...	...	...	...	...	...	...	...	...	...	...	...	...	...	...	...	...	...	...	...	...	...	...	...	...
Talaguan	607	...	...	...	4	...	...	...	...	...	...	...	...	...	...	...	...	...	...	...	...	...	...	...	...	...
Attock	141	...	...	...	...	...	...	...	...	...	...	...	...	...	...	...	...	...	...	...	...	...	...	...	...	...
Murree (7 months)	58	...	...	...	...	...	...	...	...	...	...	...	...	...	...	...	...	...	...	...	...	...	...	...	...	...
Nowshera	692	...	...	...	5	...	...	...	...	...	...	7														



# NATIVE TROOPS, 1874.

## XIV.

TABLE showing the PREVALENCE of CHOLERA in each MONTH, and the DISTRIBUTION of the DISEASE by STATIONS and PROVINCES.

STATIONS.	Average Strength during the period of occupation.	NUMBER OF ADMISSIONS INTO HOSPITAL IN EACH MONTH.												Total Admissions of the Year.	Admission-rate per 1,000 of Strength for each Province.	Total Deaths of the Year.	Death-rate per 1,000 of Strength for each Province.
		Jan.	Feb.	Mar.	April.	May.	June.	July.	Aug.	Sept.	Oct.	Nov.	Dec.				
Troops marching in Bengal and N.W. Provinces	...	...	...	...	...	...	...	...	...	...	...	...	...	...	...	...	...
Troops in the Famine Districts	...	...	...	...	2	1	1	...	...	...	...	...	...	1	...	5	...
Fort William	627	...	...	...	...	...	...	...	...	...	...	...	...	...	...	...	...
Alipore	895	...	...	...	...	...	...	...	...	...	...	...	...	...	...	...	...
Dum-Dum	727	...	...	...	...	...	...	...	...	...	...	...	...	...	...	...	...
Barrackpore	1,011	...	...	...	3	...	...	...	...	...	...	...	...	3	...	4	...
Berhampore	160	...	...	...	...	1	...	...	...	...	...	...	...	1	...	...	...
Dacca	271	...	...	...	...	...	...	...	1	...	...	...	...	1	...	...	...
Cachar and Outposts	645	...	...	1	...	...	...	...	...	...	...	...	...	1	...	1	...
Sylhet (9 months)	82	...	...	...	...	...	...	...	...	...	...	...	...	2	...	...	...
Shillong	807	...	...	1	...	2	1	...	...	...	1	...	...	5	69	1	471
Gauhati	639	...	...	8	2	10	...	...	...	...	...	...	...	20	...	19	...
Tezpur	257	...	...	...	...	1	...	...	...	...	...	...	...	1	...	...	...
Nongong	72	...	...	...	...	2	...	...	...	...	1	...	...	3	...	3	...
Dibrugarh	723	...	...	...	7	5	...	...	...	...	...	...	1	13	...	6	...
Buxa	574	...	...	...	...	...	...	...	...	...	...	...	...	...	...	...	...
Jalpaiguri (10 months)	27	...	...	...	...	...	...	...	...	...	...	...	...	...	...	...	...
Bhawalpur	805	...	...	...	...	...	...	...	...	1	...	...	...	1	...	1	...
Duffa Field Force	...	...	...	...	...	...	...	...	...	...	...	...	...	...	...	...	...
Dinapore	624	...	...	...	...	...	...	...	...	...	...	...	...	...	...	...	...
Seowli (10 months)	104	...	...	...	...	...	...	...	...	...	...	...	...	...	...	...	...
Benzes	361	...	...	1	...	...	...	...	...	...	...	...	...	1	...	...	...
Chunar	70	...	...	...	...	...	...	...	...	...	...	...	...	...	...	...	...
Gorakhpur	649	...	...	...	...	...	...	...	...	...	...	...	...	...	...	...	...
Fyzabad	737	...	...	...	...	...	...	...	...	...	...	...	...	...	2	...	...
Lucknow	1,486	...	...	...	...	...	...	...	...	...	...	...	...	...	...	...	...
Sitapur	356	...	...	...	...	...	...	...	...	...	...	...	...	...	...	...	...
Fatehgarh	136	...	...	...	...	...	...	...	...	...	...	...	...	...	...	...	...
Cawnpore	910	...	...	...	...	...	...	...	...	...	...	...	...	...	...	...	...
Alibabad	848	...	...	...	...	...	...	...	...	...	...	...	...	...	...	...	...
Nagode	94	...	...	...	...	...	...	...	...	...	...	...	...	...	...	...	...
Shahjahanpur	180	...	...	...	...	...	...	...	...	...	...	...	...	...	...	...	...
Bareilly	946	...	...	...	...	...	...	...	...	...	...	...	...	...	...	...	...
Moradabad	416	...	...	...	...	...	...	...	...	...	...	...	...	...	...	...	...
Almora	628	...	...	...	...	...	...	...	...	...	...	...	...	...	...	...	...
Dehra Dun	649	...	...	...	...	...	...	...	...	...	...	...	...	...	...	...	...
Roorkee	463	...	...	...	...	...	...	...	...	...	...	...	...	...	...	...	...
Mercut	778	...	...	...	...	...	...	...	...	...	...	...	...	...	...	...	...
Delhi	626	...	...	...	...	...	...	...	...	...	...	...	...	...	...	...	...
Agra	839	...	...	...	...	...	...	...	...	...	...	...	...	...	...	...	...
Morar	1,522	...	...	...	...	...	...	...	...	...	...	...	...	...	...	...	...
Jhansi	622	...	...	...	...	...	...	...	...	...	...	...	...	...	...	...	...
Nongong	274	...	...	...	...	...	...	...	...	...	...	...	...	...	...	...	...
Nipri, Uwar, and Sambhur	153	...	...	...	...	...	...	...	...	...	...	...	...	...	3	...	26
Lalitpur	73	...	...	...	...	...	...	...	...	...	...	...	...	...	...	...	...
Droli	212	...	...	...	...	...	...	...	...	...	...	...	...	...	...	...	...
Unahalla	797	...	...	...	...	...	...	...	...	...	...	...	...	...	...	...	...
Sinla (5 months)	31	...	...	...	...	...	...	...	...	...	...	...	...	...	...	...	...
Phallour	39	...	...	...	...	...	...	...	...	...	...	...	...	...	...	...	...
Ladhiana	108	...	...	...	...	...	...	...	...	...	...	...	...	...	...	...	...
Jullundur	557	...	...	...	...	...	...	...	...	...	...	...	...	...	...	...	...
Ferozepore	616	...	...	...	...	...	...	...	...	...	...	...	...	...	...	...	...
Mooltan	1,602	...	...	...	...	...	...	...	...	...	...	...	...	...	...	...	...
Sialkot	1,601	...	...	...	...	...	...	...	...	...	...	...	...	...	...	...	...
Dharmasala	659	...	...	...	...	...	...	...	...	...	...	...	...	...	...	...	...
Balloh	638	...	...	...	...	...	...	...	...	...	...	...	...	...	...	...	...
Amritsar	205	...	...	...	...	...	...	...	...	...	...	...	...	...	1	...	67
Meen Meer	1,302	...	...	...	...	...	...	...	...	...	...	...	...	...	...	...	...
Jhelum	1,362	...	...	...	...	...	1	...	...	...	...	...	...	1	...	1	...
Rawal Pindi	1,304	...	...	...	...	...	...	...	...	...	...	...	...	...	...	...	...
Talgaon	607	...	...	...	...	...	...	...	...	...	...	...	...	...	...	...	...
Attock	141	...	...	...	...	...	...	...	...	...	...	...	...	...	...	...	...
Murree (7 months)	58	...	...	...	...	...	...	...	...	...	...	...	...	...	...	...	...
Nowshera	682	...	...	...	...	...	...	...	...	...	...	...	...	...	...	...	...
Cherat (8 months)	190	...	...	...	...	...	...	...	...	...	...	...	...	...	...	...	...
Peshawar	3,483	...	...	...	...	...	...	...	...	...	...	...	...	...	...	...	...
Troops marching in the Punjab	...	...	...	...	...	...	...	...	...	...	...	...	...	...	...	...	...
TOTAL	38,851	...	...	11	14	22	3	4	...	1	3	...	1	29	15	43*	111
CENTRAL INDIA FORCE.																	
Augur	250	...	...	...	...	...	...	...	...	...	...	...	...	...	...	...	...
Goonah	249	...	...	...	...	...	...	...	...	...	...	...	...	...	...	...	...
Sindapore	369	...	...	...	...	...	...	...	...	...	...	...	...	...	...	...	...
Kherwarrah	478	...	...	...	...	...	...	...	...	...	...	...	...	...	...	...	...
Erimpoorah	780	...	...	...	...	...	...	...	...	...	...	...	...	...	...	...	...
Droli	622	...	...	...	...	...	...	...	...	...	...	...	...	...	...	...	...
Schore and Indore	797	...	...	...	...	...	...	...	...	...	...	...	...	...	...	...	...
Ajmere and Baur	631	...	...	...	...	...	...	...	...	...	...	...	...	...	...	...	...
TOTAL	4,197	...	...	...	...	...	...	...	...	...	...	...	...	...	...	...	...
PUNJAB FRONTIER FORCE.																	
Murdan	784	...	...	...	...	...	...	...	...	...	...	...	...	...	...	...	...
Abbottabad	1,411	...	...	...	...	...	...	...	...	...	...	...	...	...	...	...	...
Rohat	2,389	...	...	...	...	...	...	...	...	...	...	...	...	...	...	...	...
Bannoo	1,640	...	...	...	...	...	...	...	...	...	...	...	...	...	...	...	...
Dera Ghazi Khan	1,430	...	...	...	...	...	...	...	...	...	...	...	...	...	...	...	...
Dera Ismail Khan	1,847	...	...	...	...	...	...	...	...	...	...	...	...	...	...	...	...
Rajampur	488	...	...	...	...	...	...	...	...	...	...	...	...	...	...	...	...
TOTAL	9,559	...	...	...	...	...	...	...	...	...	...	...	...	...	...	...	...

\* In several instances the admissions of detachments have not been returned. Hence in some cases, the deaths, taken from the Annual Regimental Roll, exceed the number of admissions.



# NATIVE TROOPS, 1874.

## XV.

TABLE showing the PREVALENCE of FEVER in each MONTH, and the DISTRIBUTION of FEVERS by STATIONS and PROVINCES.

STATIONS AND AVERAGE STRENGTH DURING THE PERIOD OF OCCUPATION.	NUMBER OF ADMISSIONS INTO HOSPITAL IN EACH MONTH.												Total Admissions of the Year.	Admission-rate per 1,000 of Strength.	Admission-rate for each Province.	Total Deaths of the Year.	Death-rate for each Province.	
	Jan.	Feb.	Mar.	April.	May.	June.	July.	Aug.	Sept.	Oct.	Nov.	Dec.						
Fort William	637	16	8	12	19	19	23	44	22	16	13	16	26	234	373.2			
Alipore	895	69	32	35	28	77	64	87	88	77	77	91	127	852	932.0			
Dum-Dum	127	6	4	1	...	9	2	13	7	17	23	17	...	163	811.0			
Barrackpore	1,911	114	46	134	244	79	54	69	53	64	51	51	71	1,021	166.9			
Berhampore	160	2	1	4	1	1	...	7	6	19	18	11	6	76	475.0			
Dacca	371	6	4	9	3	5	...	6	6	5	6	2	2	56	266.6			
Carhar and Outposts	645	14	16	11	12	16	38	45	48	54	39	42	35	361	559.7			
Sylhet (9 months)	82	5	5	6	6	12	3	13	5	...	...	...	...	62	759.1			
Shillong	837	33	31	37	23	66	79	75	82	69	46	25	38	604	721.6	710.6	4	
Gauhati	839	24	26	23	19	19	55	57	36	27	29	4	10	330	569.8		2	
Terpor	257	5	2	4	8	12	29	39	42	57	71	63	89	493	1568.0			
Nowgong	72	9	4	4	4	3	4	4	2	7	2	4	...	47	652.7			
Dibrugarh	723	19	21	10	35	17	32	82	268	209	87	77	54	851	1177.0		2	
Daka	574	12	14	28	33	34	26	33	17	15	8	20	13	254	449.8		6	
Jalpaiguri (10 months)	27	...	...	1	...	...	4	10	7	2	...	...	...	24	...			
Bhagalpur	665	6	13	17	6	2	19	9	18	7	8	15	8	109	180.2		1	
MONTHLY PERCENTAGE OF THE TOTAL	6.3	4.0	6.3	8.2	6.9	7.8	10.9	12.0	11.9	8.4	8.2	9.1	...	100.0				
Dinapore	624	1	6	19	29	20	18	32	48	15	32	22	16	258	413.5		1	
Segouli (10 months)	194	...	...	1	3	1	4	1	2	2	2	4	...	22	211.6			
Benares	361	8	3	1	2	1	7	7	9	7	7	1	6	52	144.9			
Chunar	70	1	...	19	6	2	6	2	2	9	5	1	46	637.2				
Garakhpur	649	7	8	9	5	9	22	16	27	18	24	49	194	298.9				
Fyzabad	737	14	23	13	9	5	1	39	15	27	32	15	14	207	280.9	326.4	2	
Lucknow	1,486	44	24	21	13	23	17	55	61	66	41	41	417	28.6		2	79	
Sitapur	356	1	3	4	1	3	2	4	3	14	6	4	3	48	134.8			
Fatehgarh	136	6	5	5	6	10	4	4	1	4	16	6	11	78	573.5			
Cawnpore	910	8	8	11	10	19	19	37	23	39	59	21	14	259	284.6			
Allahabad	848	15	10	21	10	16	20	44	35	93	109	49	439	517.7		1		
Nagode	94	8	1	1	...	...	...	...	8	12	10	3	55	385.1				
MONTHLY PERCENTAGE OF THE TOTAL	5.5	4.4	5.5	4.5	5.3	4.5	12.2	10.7	14.4	15.5	9.2	8.4	...	100.0				
Shahjahanpur	180	1	4	...	1	2	4	10	6	4	6	3	1	42	233.3			
Bareilly	929	7	3	10	5	1	4	13	17	25	11	8	8	112	129.5		1	
Moradabad	416	10	10	12	4	15	9	12	9	9	6	2	2	109	240.1			
Almora	628	6	11	13	8	13	16	29	33	39	22	10	17	208	331.2	548.0		230
Delhra Dun	649	9	2	7	9	14	12	17	9	14	16	11	11	131	201.8			
Roorkee	463	2	4	3	9	11	...	16	6	12	7	10	6	86	185.7		3	
Meerut	778	34	24	15	22	40	47	109	269	339	221	89	67	1,278	1642.7		6	
Delhi	626	29	19	21	13	33	16	49	158	129	88	35	39	692	961.7		1	
MONTHLY PERCENTAGE OF THE TOTAL	3.5	2.6	3.2	2.8	5.1	4.2	9.6	19.8	22.7	14.7	6.2	5.6	...	100.0				
Agra	939	28	27	28	9	31	33	35	33	131	105	45	32	549	575.1		3	
Moraz	1,522	23	32	32	21	54	46	101	116	299	319	168	124	1,326	871.2		4	
Jhansi	622	6	28	22	12	9	7	31	27	55	89	45	45	376	604.5		2	
Nowgong	274	4	2	3	4	1	6	12	11	24	25	10	8	119	401.5	677.3		238
Sipri, Ulwar, Sambhar, &c.	155	...	...	1	1	3	1	11	8	16	12	14	5	72	964.5			
Lalitpur	73	2	1	...	1	1	...	2	1	2	12	6	3	31	424.7			
Doshi	212	4	2	4	3	2	3	13	23	28	19	5	10	116	547.2			
MONTHLY PERCENTAGE OF THE TOTAL	2.6	3.6	3.5	2.0	4.0	3.7	8.0	9.7	20.1	22.6	11.4	8.8	...	100.0				
Unbatta	797	25	17	11	12	22	45	36	167	122	84	26	21	528	662.5		2	
Simsa (5 months)	31	...	...	...	...	...	...	...	...	...	...	...	...	...				
Phillour	39	...	...	...	...	...	4	26	26	9	6	12	6	89	...			
Ludhiana	198	...	3	3	2	4	2	3	13	23	17	8	2	89	749.7			
Jullundur	532	11	11	15	4	4	12	17	49	79	56	18	16	253	454.2			
Ferozepur	616	120	69	69	17	33	35	62	90	119	65	44	75	799	1297.1		1	
Mooltan	1,962	35	29	29	16	31	82	26	227	578	315	113	43	1,539	155.9		1	
Sialkot	1,511	17	12	79	29	16	19	25	26	28	23	8	8	212	211.8		2	
Dharmasala	659	7	8	16	14	25	38	36	23	33	34	16	7	297	493.2			
Rakhol	638	12	4	11	10	12	13	14	23	34	11	6	5	154	241.4	789.1		221
Amritsar	295	4	2	2	7	11	3	13	31	49	22	22	6	165	804.9			
Meerut Meer	1,092	37	40	53	64	43	24	26	66	116	185	122	86	862	662.1		4	
Jhelum	1,262	12	10	35	26	22	32	49	17	52	71	39	72	425	272.1			
Rawal Pindi	1,294	9	7	38	32	33	39	45	58	55	45	33	21	425	242.6		4	
Talagun	607	3	5	5	15	25	11	12	21	33	106	44	14	295	480.9			
Attock	141	1	...	5	6	4	3	8	6	14	32	31	14	124	879.4		1	
Murree (7 months)	58	...	...	...	2	2	1	2	3	...	...	...	...	9	172.4			
Nowshera	692	50	26	24	13	22	69	84	17	83	113	4	5	519	737.9		5	
Cherat (8 months)	191	...	...	14	2	10	13	29	11	24	22	...	...	116	619.5			
Peshawar and Outposts	3,483	137	86	115	156	187	188	227	168	665	1,247	1,005	637	4,342	1390.2		13	
MONTHLY PERCENTAGE OF THE TOTAL	4.1	2.7	4.0	3.7	4.4	5.6	6.1	8.2	17.9	20.8	13.5	9.0	...	100.0				
MONTHLY PERCENTAGE OF THE TOTAL FOR THE PRESIDENCY	4.6	3.4	4.4	4.4	5.1	5.6	8.2	10.6	16.8	16.6	11.6	8.7	...	100.0				
Angar	259	6	1	6	1	3	1	7	8	12	9	3	65	269.0				
Goswari	249	...	...	2	1	...	...	...	5	11	8	...	27	168.4				
Sirdarpore	289	...	3	11	8	1	...	13	11	16	22	14	18	128	319.1			
Kharwarah	174	11	7	7	6	3	6	7	14	37	37	19	10	155	324.2	351.5		214
Ernsborough	750	7	6	3	4	10	2	14	37	88	63	43	24	391	385.9		1	
Doshi	622	8	8	9	4	3	5	19	25	44	63	25	29	240	385.8		2	
Schore and Ind-re	797	14	11	6	14	10	10	34	39	25	67	33	29	278	348.8			
Ajmere and Beaur	631	7	13	19	8	13	25	12	18	48	53	36	28	281	445.3		2	
MONTHLY PERCENTAGE OF THE TOTAL	4.0	3.3	4.3	3.1	2.9	3.6	7.5	9.7	18.6	22.0	15.9	9.0	...	100.0				
Murdan	731	23	21	25	25	15	39	89	39	51	31	56	37	383	488.5		1	
Abottabad	1,411	55	55	41	39	33	65	77	93	80	70	69	89	758	529.0	</		



ABSTRACT of the RETURNS showing the ADMISSIONS,  
(The Statistics of this Table must not be regarded as showing with

1.—REGIMENTS of BENGAL										
REGIMENT AND STATION OF 1874.	Date of Arrival from Station previously occupied.	REGIMENTAL STRENGTH.		Admission-rate of 1874 per 1,000 of the Average Strength.	INVALIDED.		DIED.		LOSS PER 1,000.	
		Number borne on the Rolls.	Average Strength present during 1874.		To their homes for change of air.	For Discharge.	With the Regiment.	Absent from the Regiment.	By Invaliding for Discharge.	By Deaths.
1 37th Native Infantry, Fort William	November 1872, from Bhagalpur...	682	602	1108.0	5	48	7	3	70.38	14.06
2 28th Native Infantry, Alipore	January 1873, from Ferozepore ...	679	587	1707.0	22	43	7	5	63.33	17.67
3 Body-Guard, Baligunj	.....	87	79	1506.4	4	2	...	1	23.00	11.50
4 39th Native Infantry, Wing, Alipore	January 1874, from Jhansi ...	695	627	2113.1	13	54	7	1	77.70	11.51
5 { 39th Native Infantry, Head-Quarters, Barrackpore										
6 16th Native Infantry, Barrackpore	February 1872, from Cawnpore ...	673	614	1721.5	16	55	15	3	81.72	26.74
7 16th Native Infantry, Wing, Dacca	{ March 1872, from Shahjahanpur and Moradabad }	337	271	1025.8	*	*	2	2	*	11.87
8 3rd Native Infantry, Cachar	November 1872, from Meerut ...	694	645	1065.1	1	26	10	2	23.05	17.29
9 43rd Native Infantry, Shillong and Outposts	January 1874, from Gauhati ...	882	829	1497.7	7	11	19	8	12.47	30.61
10 42nd Native Infantry, Gauhati	April 1874, from Upper Assam ...	869	811	1122.1	16	9	37	6	10.36	49.48
11 { 16th Native Infantry, Head-Quarters, Gauhati and Tezpur	December 1873, from Jalpaiguri ...	379	313	2942.5	48	32	2	5	44.60	18.47
12 44th Native Infantry, Upper Assam	April 1874, from Shillong ...	871	854	2008.4	14	18	21	4	20.67	28.70
13 38th Native Infantry, Buxa	March 1873, from Fyzabad ...	674	575	1502.6	24	29	16	9	43.03	37.09
24 4th Native Infantry, Bhagalpur	December 1872, from Cachar ...	698	638	587.8	14	20	2	3	28.65	7.16
REGIMENTS OF BENGAL PROPER AND ASSAM		8,220	7,445	1524.8	184	337	145	52	41.09	23.97
2.—REGIMENTS of BEHAR, BENARES,										
1 2nd Native Infantry, Dinapore	April 1872, from Jalpaiguri ...	707	607	729.5	5	25	2	2	35.36	5.66
2 { 13th Native Infantry, Benares (Detachments at Berhampur and Chunar)	November 1872, from Fort William	695	664	942.8	7	19	11	1	27.34	17.27
3 1st Native Infantry Gorakhpur	November 1872, from Agra ...	696	611	887.1	7	18	2	1	25.86	4.31
4 { 2nd Bengal Cavalry, Fyzabad (Detachments at Segowli, Gorakhpur, Benares, and Dinapore)	March 1874, from Bareilly ...	456	382	856.0	4	10	2	1	21.93	6.58
5 8th Native Infantry, Fyzabad	January 1873, from Alipore ...	691	572	912.6	7	10	4	8	14.47	17.36
6 19th Bengal Cavalry, Lucknow	February 1873, from Mooltan ...	459	390	841.0	8	5	...	1	10.49	2.18
7 6th Native Infantry, Lucknow	November 1873, from Morar ...	685	564	801.4	18	9	11	5	13.14	23.36
8 41st Native Infantry, Lucknow	May 1873, from Buxa ...	714	549	1051.0	6	21	1	1	29.41	2.80
9 7th Bengal Cavalry, Sitapur	{ April 1872, from Nowgong and Nagode }	454	399	631.6	4	6	2	...	13.22	4.41
10 1st Bengal Cavalry, Cawnpore	February 1872, from Morar ...	456	373	836.5	7	14	1	3	30.70	8.77
11 35th Native Infantry, Cawnpore	February 1872, from Meera Meer...	697	584	500.0	10	36	4	1	51.65	7.17
12 18th Bengal Cavalry, Allahabad	March 1873, from Meera Meer ...	451	372	1524.2	10	28	2	...	62.08	4.43
13 33rd Native Infantry, Allahabad	November 1870, from Morar ...	633	594	1032.0	13	67	4	...	105.84	6.32
REGIMENTS OF BEHAR, BENARES, OUDE, AND CANNORE		7,794	6,661	881.4	106	208	46	24	34.39	8.98



## TROOPS, 1874.

## VI.

DEATHS, and INVALIDING of each REGIMENT for the Year.  
 (accuracy the relation to Locality of the Sickness and Mortality of Regiments.)

## PROPER, BHOOTAN, and ASSAM.

		CAUSES OF ADMISSIONS INTO HOSPITAL, AND OF DEATHS IN HOSPITAL DURING THE YEAR.																											
Total Admissions into Hospital, and Deaths in Hospital during the year.		Cholera.	Fevers.	Veneral Affections.	Rheumatism.	Scurvy.	Anæmia and Debility.	Dropsy.	Phthisis Pulmonalis.	Apoplexy and Sunstroke.	Neuralgic Affections.	Eye Diseases.	Heart Disease.	Bronchitis and Asthma.	Pneumonia and Pleurisy.	Dysentery and Diarrhoea.	Spleen Disease.	Hepatitis.	Diseases of the Digestive System.	Diseases of the Urinary System.	Diseases of the Generative System.	Scabies and Skin Diseases.	Guinea-worm.	Abscesses and Ulcers.	Injuries.	Foot-sore.	All other Causes.		
1	{ Admitted Died	667 7	134 27	10 8	12 12	...	...	...	...	...	...	17 ...	...	43 1	6 ...	99 ...	2 ...	...	22 4	10 ...	13 ...	1 ...	43 ...	58 ...	45 ...	12 ...			
2	{ Admitted Died	1,002 7	507 1	32 ...	11 ...	...	9 ...	...	1 ...	...	5 ...	19 ...	...	59 5	206 1	6 ...	...	15 ...	...	...	13 ...	...	61 ...	24 ...	6 ...	21 ...			
3	{ Admitted Died	119 ...	80 ...	2 ...	1 ...	...	...	...	...	...	...	...	...	10 2	7 ...	1 ...	...	1 ...	...	2 ...	1 ...	...	2 ...	9 ...	...	1 ...			
4	{ Admitted Died	452 3	258 ...	4 ...	11 ...	2 ...	1 ...	...	3 ...	...	2 ...	1 ...	...	9 ...	102 ...	...	...	3 ...	...	...	6 ...	...	29 ...	3 ...	2 ...	16 ...			
5	{ Admitted Died	1,061 4	375 2	25 2	113 ...	...	38 ...	...	...	...	12 ...	6 ...	...	32 2	149 1	39 ...	1 ...	102 ...	...	7 ...	15 ...	...	41 ...	45 ...	39 ...	27 ...			
6	{ Admitted Died	1,067 15	647 1	19 2	13 ...	12 ...	81 ...	...	3 ...	...	2 ...	4 ...	...	15 3	81 8	47 2	...	22 ...	...	1 ...	13 ...	...	22 ...	19 ...	31 ...	21 ...			
7	{ Admitted Died	278 2	57 ...	6 ...	21 ...	...	17 ...	...	1 ...	...	4 ...	4 ...	...	27 ...	41 ...	...	...	...	51 ...	...	1 ...	3 ...	...	11 ...	10 ...	1 ...			
8	{ Admitted Died	687 10	330 1	18 4	52 ...	...	15 ...	1 ...	4 ...	...	7 ...	2 ...	...	31 3	54 6	6 ...	3 ...	12 ...	...	5 ...	28 ...	...	40 ...	25 ...	7 ...	14 ...			
9	{ Admitted Died	1,167 19	521 3	31 5	26 ...	...	33 ...	1 ...	8 ...	...	5 ...	8 ...	...	35 13	150 6	19 1	4 ...	14 ...	...	3 ...	19 ...	...	69 ...	49 ...	126 ...	24 ...			
10	{ Admitted Died	910 37	429 16	18 4	23 ...	...	28 ...	1 ...	1 ...	...	2 ...	5 ...	...	31 3	183 1	10 ...	3 ...	8 ...	...	1 ...	6 ...	...	63 ...	32 ...	7 ...	17 ...			
11	{ Admitted Died	921 2	483 ...	1 ...	15 ...	...	16 ...	...	...	...	5 ...	5 ...	...	25 4	231 2	3 ...	2 ...	17 ...	...	...	7 ...	...	33 ...	27 ...	17 ...	25 ...			
12	{ Admitted Died	1,792 21	965 11	44 ...	58 ...	1 ...	34 ...	...	1 ...	...	13 ...	13 ...	...	46 4	155 1	17 ...	1 ...	31 ...	...	10 ...	52 ...	...	125 ...	76 ...	64 ...	63 ...			
13	{ Admitted Died	864 16	253 6	12 ...	33 ...	9 ...	57 ...	...	...	...	7 ...	13 ...	...	8 1	87 6	7 ...	3 ...	6 ...	...	6 ...	45 ...	...	58 ...	162 ...	18 ...	76 ...			
14	{ Admitted Died	375 2	111 1	29 ...	35 ...	...	4 ...	...	...	...	4 ...	6 ...	...	14 1	46 ...	5 ...	...	4 ...	...	6 ...	13 ...	...	39 ...	14 ...	34 ...	18 ...			
	{ Admitted Died	11,352 145	49 35	5,279 24	259 ...	422 ...	32 ...	345 11	4 ...	21 ...	1 ...	68 ...	103 1	1,385 3	47 2	1,594 37	153 3	17 1	398 ...	7 2	59 ...	252 ...	3 ...	636 ...	553 3	397 ...	357 13		

## OUDE, and CAWNPORE.

1	{ Admitted Died	461 2	257 1	19 ...	9 ...	11 ...	...	...	2 ...	11 ...	12 3	37 5	6 ...	3 2	37 19	20 8			
2	{ Admitted Died	626 11	5 3	198 ...	162 ...	30 ...	6 2	3 2	1 4	22 3	11 ...	49 2	1 14	1 6	19 4	28 22	13 13	22 1	
3	{ Admitted Died	542 2	...	190 ...	88 ...	15 ...	7 ...	3 2	4 12	...	5 8	49 ...	4 ...	1 21	52 25	35 23			
4	{ Admitted Died	337 2	...	97 ...	10 ...	10 ...	1 3	...	1 ...	16 ...	19 5	25 1	2 1	10 3	2 7	59 49	5 5	12 ...	
5	{ Admitted Died	522 4	...	142 ...	23 ...	17 ...	2 2	1 1	2 2	22 ...	28 ...	77 5	2 19	...	5 11	34 22	70 31		
6	{ Admitted Died	328 ...	...	115 ...	15 ...	14 ...	...	...	9 15	13 3	9 2	1 10	...	2 6	31 73	4 6			
7	{ Admitted Died	452 11	...	156 ...	67 ...	12 ...	3 ...	...	2 9	18 3	21 10	...	4 2	4 4	47 25	42 23			
8	{ Admitted Died	577 1	...	153 ...	50 ...	31 ...	5 ...	1 ...	2 9	19 6	56 3	...	8 ...	2 12	4 93	32 71	29 1		
9	{ Admitted Died	252 2	...	53 ...	14 ...	18 ...	...	...	4 22	4 6	11 ...	...	2 2	1 8	24 71	2 10			
10	{ Admitted Died	312 1	...	159 ...	7 ...	11 ...	2 ...	...	1 5	6 4	13 ...	1 2	...	5 ...	36 55	2 3			
11	{ Admitted Died	292 4	...	123 ...	28 ...	5 ...	14 ...	1 ...	1 15	11 3	20 1	...	2 ...	1 3	46 6	6 5			
12	{ Admitted Died	567 2	...	233 ...	11 ...	30 ...	8 6	...	3 11	1 7	2 39	3 1	7 1	2 11	2 56	87 29	16 1		
13	{ Admitted Died	613 4	...	304 ...	13 ...	29 ...	18 3	1 ...	1 12	12 ...	37 ...	6 ...	2 7	1 45	36 63	23 2			
	{ Admitted Died	5,871 46	7 6	2,380 4	507 ...	231 ...	9 77	3 3	11 1	35 181	4 156	2 43	443 31	8 94	9 31	116 11	588 522	371 371	292 292

\* Forty-three admissions from Goltze.



3.—REGIMENTS of ROHILCUND											
REGIMENT AND STATION OF 1874.		Date of Arrival from Station previously occupied.	REGIMENTAL STRENGTH.		Admission-rate of 1874 per 1,000 of the Average Strength.	INVALIDED.		DIED.		LOSS PER 1,000	
			Number borne on the Rols.	Average Strength present during 1874.		To their homes for change of air.	For Discharge.	With the Regiment.	Absent from the Regiment.	By Invaliding for Discharge.	By Deaths.
1	45th Native Infantry, Wing, Shahjahanpur ...	February 1872, from Mooltan ...	700	194	1149.5	21	41	1	1	58.57	2.86
2	45th Native Infantry, Wing, Moradabad ...			365	775.3						
3	{ 16th Bengal Cavalry, Bareilly (with a Detach- ment of 50 men at Moradabad) ... }	January 1874, from Peshāwar ...	456	400	400.0	8	16	1	1	35.09	4.3
4	11th Native Infantry, Bareilly ...	February 1872, from Dum-Dum ...	700	577	426.3	1	41	2	...	58.37	2.86
5	3rd Goorkhas, Almora ...	.....	715	628	909.5	7	26	2	3	36.36	7.09
6	2nd Goorkhas, Dehra Dūn ...	.....	708	645	899.3	12	18	6	4	25.42	14.12
7	{ Sappers and Miners, Roorkee (with Detach- ments at Rawal Pindi, Peshawar, and Cherat) ... }	.....	1,151	968	1301.7	17	12	7	2	10.43	7.82
8	{ 4th Bengal Cavalry, Meerut (with Detachments at Delhi and Agra) ... }	{ January 1874, from Secowli, Co- rākhpur, and Benares ... }	447	374	1721.9	2	36	3	...	89.54	6.71
9	{ 5th Native Infantry, Meerut (with a Detach- ment of 250 men at Umballa for 8 months ... }	November 1872, from Benares ...	702	644	2500.0	4	24	13	1	34.19	19.94
10	20th Native Infantry, Delhi ...	January 1872, from Talagāon ...	689	582	1407.2	12	22	7	3	31.93	14.51
REGIMENTS OF ROHILCUND AND MEERUT ...			6,208	5,377	1182.3	84	236	42	15	37.65	9.09
4.—REGIMENTS of AGRA											
1	{ 18th Native Infantry, Agra (with Detach- ments at Fatehgarh and Ulwar) ... }	December 1872, from Gorākhpur ...	698	547	1451.6	7	21	5	4	30.09	12.89
2	{ 36th Native Infantry, Agra (with Detach- ments at Fatehgarh and Ulwar) ... }	March 1873, from Peshāwar ...	673	579	1129.9	17	92	10	8	126.70	26.75
3	6th Bengal Cavalry, Morar ...	February 1872, from Cawnpore ...	457	360	1183.3	18	27	2	2	59.08	8.75
4	9th Native Infantry, Morar ...	January 1874, from Lucknow ...	700	629	1583.5	26	30	6	2	42.86	11.43
5	34th Native Infantry, Morar ...	November 1870, from Lucknow ...	692	634	1285.5	11	25	9	1	36.13	14.45
6	{ 24th Native Infantry, Jhānsi (with Detach- ments at Lalitpur and Sipri) ... }	February 1874, from Meean Meer ...	703	627	1099.3	4	11	9	1	15.65	14.22
7	{ 3rd Bengal Cavalry, Nowgong (with a Detach- ment of 94 men at Nagode) ... }	March 1872, from Jhelum ...	447	368	1135.9	2	48	...	4	107.38	8.95
8	{ 9th Bengal Cavalry, Deoli (with a Detach- ment of 119 men at Jhānsi and 44 men at Samthar) ... }	January 1874, from Rawal Pindi ...	449	372	1269.8	12	8	...	1	17.82	2.23
REGIMENTS OF AGRA AND CENTRAL INDIA ...			4,819	4,116	1266.5	97	262	41	23	54.37	13.28
5.—REGIMENTS of											
1	{ 15th Bengal Cavalry, Umballa (with Detach- ment of 70 men at Jullundur) ... }	April 1873, from Peshāwar ...	458	386	764.2	10	2	1	...	4.37	2.18
2	32nd Native Infantry, Umballa* ...	February 1872, from Ranikhet ...	680	555	1769.2	8	55	11	2	80.88	19.12
3	{ 7th Native Infantry, Jullundur (with 148 men at Ludhiana and Phillour) ... }	March 1872, from Lucknow ...	700	631	1290.0	13	27	...	3	38.57	4.29
4	40th Native Infantry, Ferozepore ...	December 1872, from Agra ...	699	586	1754.3	10	28	1	2	40.06	4.29
5	13th Bengal Cavalry, Mooltan ...	January 1873, from Lucknow ...	456	386	2181.9	11	21	5	...	46.05	10.96
6	31st Native Infantry, Mooltan ...	November 1871, from Nowshera ...	695	615	1952.4	1	15	6	2	21.58	11.51
7	17th Bengal Cavalry, Sialkot ...	March 1872, from Sitapur ...	456	372	1545.7	28	21	2	...	46.05	4.39
8	15th Native Infantry, Sialkot ...	February 1873, from Peshāwar ...	698	631	645.0	22	49	8	4	70.20	17.19
9	1st Goorkhas, Dharmasāla ...	.....	730	644	1043.5	5	6	5	...	8.22	6.85
10	4th Goorkhas, Bakloh ...	.....	713	638	929.1	3	13	4	...	18.23	5.61
11	11th Bengal Cavalry, Meean Meer ...	December 1872, from Allahabad ...	461	361	991.4	8	3	6	1	6.48	15.12
12	{ 17th Native Infantry, Hend Quarters, Meean Meer, with Wing at Amritsar ... }	February 1872, from Delhi ...	702	645	1631.1	13	9	12	5	12.82	24.22
13	25th Native Infantry, Meean Meer ...	February 1874, from Rawal Pindi ...	697	582	1386.6	8	15	2	...	21.32	2.87
14	5th Bengal Cavalry, Jhelum ...	December 1871, from Nowshera ...	457	404	695.5	4	7	2	2	15.32	8.75
15	22nd Native Infantry, Jhelum ...	April 1872, from Dacca ...	685	616	665.6	7	31	3	1	45.26	5.84
16	23rd Native Infantry, Jhelum ...	February 1873, from Hazara ...	692	625	753.6	5	37	4	1	53.47	7.23

\* On service in the Famine Districts for seven months.



## and MEERUT.

		CAUSES OF ADMISSIONS INTO HOSPITAL, AND DEATHS IN HOSPITAL DURING THE YEAR.																												
		Total Admissions into Hospital, and Deaths in Hospital during the year.		Cholera.	Fever.	Veneral Affections.	Rheumatism.	Scurvy.	Anæmia and Debility.	Dropsy.	Pulmonary Phthisis.	Apoplexy and Stroke.	Neuragic Affections.	Eye Diseases.	Heart Disease.	Bronchitis and Asthma.	Pneumonia and Pleurisy.	Dysentery and Diarrhoea.	Spleen Disease.	Hepatitis.	Diseases of the Digestive System.	Diseases of the Urinary System.	Diseases of the Genenerative System.	Scabies and Skin Diseases.	Gonorrhœa.	Abscess and Ulcer.	Injuries.	Foot-sore.	All other Causes.	
1	{ Admitted { Died	... 221 ... 181	44 35 7 ... 3 ...	...	...	...	...	...	...	3 6 ... 3 1 12 1 ... 12 ... 1 4 ... 44 28 17 2																				
2	{ Admitted { Died	... 283 ... 1	93 22 1 ... 1 ... 1 ... 1 11 19 6 43 ... 1 2 ... 2 7 3 46 13 ...	...	...	...	...	...	...	...	...	...	...	...	...	...	...	...	...	...	...	...	...	...	...	...	...	...	...	...
3	{ Admitted { Died	... 160 ... 1	44 7 2 2 9 ... 1 ... 11 ... 1 7 6 ... ... ... 2 ... 32 33 ...	...	...	...	...	...	...	...	...	...	...	...	...	...	...	...	...	...	...	...	...	...	...	...	...	...	...	...
4	{ Admitted { Died	... 246 ... 2	73 5 2 ... 2 ... 2 ... 5 10 ... 2 4 18 1 ... 3 ... 2 5 ... 33 23 46 ...	...	...	...	...	...	...	...	...	...	...	...	...	...	...	...	...	...	...	...	...	...	...	...	...	...	...	...
5	{ Admitted { Died	... 300 ... 2	208 86 50 1 15 ... ... 8 16 ... 12 7 31 ... 25 ... 6 10 ... 46 33 14 10	...	...	...	...	...	...	...	...	...	...	...	...	...	...	...	...	...	...	...	...	...	...	...	...	...	...	...
6	{ Admitted { Died	... 322 ... 6	129 21 39 ... 1 5 ... 2 53 ... 15 8 20 38 9 28 1 ... 5 ... 30 70 33 15	...	...	...	...	...	...	...	...	...	...	...	...	...	...	...	...	...	...	...	...	...	...	...	...	...	...	...
7	{ Admitted { Died	... 1,200 ... 7	455 109 70 2 18 ... 1 ... 11 18 1 31 9 112 4 3 35 ... 4 32 1 87 162 69 26	...	...	...	...	...	...	...	...	...	...	...	...	...	...	...	...	...	...	...	...	...	...	...	...	...	...	...
8	{ Admitted { Died	... 644 ... 3	465 4 18 ... 7 ... 3 10 ... 9 2 25 3 ... 4 1 1 10 4 32 37 ...	...	...	...	...	...	...	...	...	...	...	...	...	...	...	...	...	...	...	...	...	...	...	...	...	...	...	...
9	{ Admitted { Died	... 1,610 ... 13	1,191 5 27 ... 51 ... 2 ... 6 22 ... 41 5 51 32 ... 12 ... 3 18 1 41 27 61 14	...	...	...	...	...	...	...	...	...	...	...	...	...	...	...	...	...	...	...	...	...	...	...	...	...	...	...
10	{ Admitted { Died	... 819 ... 7	512 21 23 ... 18 ... 1 3 6 ... 59 4 39 9 2 8 ... 5 4 62 9 17 12	...	...	...	...	...	...	...	...	...	...	...	...	...	...	...	...	...	...	...	...	...	...	...	...	...	...	...
	{ Admitted { Died	... 6,357 ... 42	3,216 315 289 5 123 1 12 1 42 163 3 192 53 369 88 15 129 2 19 98 13 453 435 157 175	...	...	...	...	...	...	...	...	...	...	...	...	...	...	...	...	...	...	...	...	...	...	...	...	...	...	...

## and CENTRAL INDIA.

1	{ Admitted { Died	794 5	408 1	11 33	10 3	1 7	27 17	3 3	1 36	4 4	2 2	18 18	3 3	9 9	61 61	58 58	60 60	20 20				
2	{ Admitted { Died	619 19	244 3	37 29	10 2	1 1	3 8	1 1	20 16	36 1	1 1	9 9	3 3	13 13	3 107	20 20	73 73	15 15				
3	{ Admitted { Died	426 2	206 2	28 8	2 2	1 5	2 2	7 7	1 1	8 8	2 2	3 3	5 5	2 2	2 11	34 34	9 9	5 5				
4	{ Admitted { Died	906 6	558 2	43 97	3 1	7 3	16 16	25 4	55 4	12 1	2 1	7 7	1 1	16 2	46 46	76 76	1 1	2 2				
5	{ Admitted { Died	815 9	557 1	32 19	1 1	1 2	22 1	14 13	55 4	12 2	2 2	7 7	3 3	4 4	1 1	29 25	4 4	9 9				
6	{ Admitted { Died	646 9	326 1	34 11	5 5	1 1	8 2	20 10	15 2	2 3	9 9	1 1	10 10	119 119	37 37	18 18	1 1	5 5				
7	{ Admitted { Died	418 418	165 165	20 21	5 7	1 1	4 4	1 1	9 9	2 2	10 10	1 1	15 15	2 2	46 46	96 96	1 1	1 1				
8	{ Admitted { Died	469 469	244 244	23 14	1 1	3 3	8 8	5 5	21 21	2 2	4 4	1 1	8 8	66 66	62 62	2 2	6 6	2 2				
	{ Admitted { Died	5,213 41	2,798 11	227 33	223 3	1 3	29 3	9 1	33 112	98 48	5 1	235 2	37 8	9 1	69 1	13 13	77 77	10 10	498 498	498 498	158 158	113 113

## the PUNJAB.

1	{ Admitted { Died	295 1	139 1	3	29	2	1	1	1	27	19	4	15	2	5	1	4	27	28	...		
2	{ Admitted { Died	946 11	334 2	72	73	20	3	1	9	28	11	3	84	3	3	16	7	15	141	111		
3	{ Admitted { Died	814	420	10	85	6	1	2	9	15	3	19	12	3	21	4	7	61	44	66		
4	{ Admitted { Died	1,048 1	798 1	5	34	1	1	1	4	18	1	15	44	7	3	1	2	3	43	26	16	
5	{ Admitted { Died	908 5	636 1	11	13	6	4	3	37	25	7	18	6	16	4	1	11	48	88	15		
6	{ Admitted { Died	1,321 6	903	8	27	3	24	2	5	19	17	15	45	7	3	11	5	1	62	31	16	
7	{ Admitted { Died	575 2	144	13	55	1	2	12	24	38	5	32	1	56	1	2	4	1	72	81	3	
8	{ Admitted { Died	407 8	89	26	51	2	3	1	16	21	22	19	31	1	16	1	8	1	46	13	2	
9	{ Admitted { Died	672 5	267 2	12	53	3	2	2	36	19	12	21	3	13	3	7	4	35	130	36	14	
10	{ Admitted { Died	587 4	154	17	58	1	8	1	2	33	39	6	22	3	2	13	5	6	17	92	23	94
11	{ Admitted { Died	339 6	172 1	10	21	9	2	2	5	21	1	11	5	2	4	2	32	35	2	5		
12	{ Admitted { Died	667 12	379	5	22	1	11	3	2	48	30	29	7	6	1	3	35	21	32	11	2	
13	{ Admitted { Died	867 2	469 1	13	12	14	15	12	67	7	14	22	18	1	3	15	46	36	28	15	1	
14	{ Admitted { Died	281 2	120	21	12	2	13	7	3	20	4	6	2	2	3	17	45	4				
15	{ Admitted { Died	416 3	149	19	18	10	1	4	12	4	54	2	1	3	1	16	2	52	23	29	10	
16	{ Admitted { Died	471 4	251 1	14	19	1	4	1	1	28	19	1	33	2	1	6	1	1	44	19	20	8

\* Seventy-five admissions from Mumps.



5.—REGIMENTS of											
REGIMENT AND STATION OF 1874.		Date of Arrival from Station previously occupied.	REGIMENTAL STRENGTH.		Admission rate of 1874 per 1,000 of the Average Strength.	INVALIDED.		DIED.		LOSS PER 1,000.	
			Number borne on the Rolls.	Average Strength present during 1874.		To their homes for change of air.	For Discharge.	With the Regiment.	Absent from the Regiment.	By Invaliding for Discharge.	By Deaths.
17	14th Bengal Cavalry, Rawal Pindi	February 1874, from Deoli	453	385	1171.4	4	16	4	1	35.32	11.04
18	21st Native Infantry, Rawal Pindi	March 1874, from Peshawar	684	596	736.7	14	20	13	7	29.24	29.24
19	14th Native Infantry, Rawal Pindi	April 1872, from Jullundur	682	604	725.2	2	13	6	...	19.06	8.80
20	19th Native Infantry, Talagaoon	November 1871, from Peshawar	693	625	900.4	4	22	3	2	31.73	7.21
21	10th Bengal Cavalry, Nowshera	November 1871, from Sialkot	454	381	1800.5	5	7	6	1	15.42	15.42
22	27th Native Infantry, Nowshera	February 1874, from Barrackpore	696	583	1449.8	17	14	10	10	29.41	29.15
23	8th Bengal Cavalry, Peshawar	March 1874, from Meerut	450	393	1341.0	7	38	3	2	84.44	11.11
24	12th Bengal Cavalry, Peshawar	December 1872, from Umballa	456	390	1561.5	29	28	3	3	61.40	13.16
25	12th Native Infantry, Peshawar	February 1873, from Sialkot	697	610	1919.7	15	15	9	7	21.52	22.95
26	26th Native Infantry, Peshawar	November 1871, from Umballa	704	631	2123.6	23	42	12	1	59.66	18.47
27	29th Native Infantry, Peshawar	February 1873, from Jhelum	696	631	2370.8	21	48	5	2	68.97	10.08
28	30th Native Infantry, Peshawar	March 1874, from Nowshera	696	638	2860.9	10	33	5	2	47.41	10.06
REGIMENTS OF THE PUNJAB			17,332	15,124	1370.0	307	635	161	61	36.64	12.23
REGULAR NATIVE ARMY OF THE PRESIDENCY			14,433	38,723	1278.6	778	1,738	425	175	39.12	13.50

6.—REGIMENTS of											
1	Guide Corps, Murdan	Stationary	1,098	790	1267.1	6	81	5	3	75.77	7.29
2	Hazara Mountain Battery, Abbottabad	February 1873, from Kohat	166	140	1785.7	...	1	...	...	6.02	...
3	4th Punjab Infantry, Abbottabad	December 1871, from Kohat	741	618	1316.9	4	16	8	2	21.59	13.49
4	5th Goorkhas, Abbottabad	Stationary	745	615	1094.3	4	39	8	2	52.35	13.42
5	Peshawar Mountain Battery, Kohat	February 1873, from Abbottabad	166	138	2391.3	1	3	1	...	18.07	6.02
6	4th Garrison Company, Kohat	Stationary	65	63	1270.0	1	9	1	...	138.46	15.39
7	1st Punjab Cavalry, Kohat	{ November 1871, from Edwardes- abad }	479	369	1227.6	6	17	1	2	35.49	6.26
8	2nd Sikhs, Kohat	{ December 1871, from Edwardes- abad }	730	611	1878.0	22	23	8	4	31.51	16.44
9	4th Sikhs, Kohat	{ February 1872, from Edwardes- abad }	740	624	1734.0	19	24	8	4	32.43	16.22
10	3rd Punjab Infantry, Kohat	December 1871, from Abbottabad	734	611	1469.7	6	22	6	2	29.97	10.90
11	3 Field Battery, Edwardesabad	{ January 1872, from Dera Is- mail Khan }	106	86	3011.6	...	2	3	...	18.97	28.30
12	2nd Punjab Cavalry, Edwardesabad	{ January 1872, from Dera Is- mail Khan }	486	362	1826.0	5	12	7	2	24.69	18.52
13	1st Sikhs, Edwardesabad	{ February 1872, from Dera Is- mail Khan }	729	590	1810.3	29	32	11	...	43.90	15.09
14	1st Punjab Infantry, Edwardesabad	December 1871, from Kohat	724	588	1676.9	11	15	7	2	20.72	12.43
15	3rd Punjab Cavalry, Dera Ghazi Khan	January 1872, from Rajanpore	492	369	2500.5	13	12	2	2	24.39	8.13
16	2nd Punjab Infantry, Dera Ghazi Khan	January 1872, from Kohat	727	600	1940.0	5	26	4	5	35.76	12.38
17	5th Punjab Infantry, Dera Ghazi Khan	{ March 1872, from Dera Ismail Khan }	734	626	2225.2	6	18	17	1	24.52	24.52
18	2 Field Battery, Dera Ismail Khan	{ January 1872, from Edwardes- abad }	107	90	2288.9	2	1	...	...	9.35	...
19	5th Punjab Cavalry, Dera Ismail Khan	{ February 1872, from Dera Gha- zi Khan }	489	386	2007.8	7	21	3	2	42.94	10.22
20	3rd Sikhs, Dera Ismail Khan	{ February 1872, from Dera Gha- zi Khan }	724	611	1965.3	4	56	10	5	69.06	20.72



## the PUNJAB—(continued).

		CAUSES OF ADMISSIONS INTO HOSPITAL, AND OF DEATHS IN HOSPITAL DURING THE YEAR.																									
Total Admissions into Hospital, and Deaths in Hospital during the Year.		Cholera.	Fever.	Veneral Affections.	Rheumatism.	Scorvy.	Anæmia and Debility.	Dropsy.	Phthisis Pulmonalis.	Apoplexy and Stroke.	Neuritis.	Eye Diseases.	Heart Disease.	Bronchitis and Asthma.	Pneumonia and Pleurisy.	Dysentery and Diarrhoea.	Spleen Disease.	Hepatitis.	Diseases of the Digestive System.	Diseases of the Urinary System.	Diseases of the Genitive System.	Scabies and Skin Diseases.	Guinea-worm.	Abscess and Ulcer.	Injuries.	Foot-sore.	All other Causes.
17	{ Admitted { Died	451 4	150 21	15 1	3 3	1 1	1 1	1 1	6 1	8 1	27 2	40 8	1 1	11 1	2 1	40 1	8 1	1 1	11 1	2 1	13 5	38 67	1 1	23 1	1 1	23 1	
18	{ Admitted { Died	451 13	143 6	11 5	12 1	1 1	2 1	12 1	43 6	17 1	44 5	1 1	14 1	1 1	1 1	16 2	94 1	11 42	23 1	47 43	23 1	14 1	56 24	33 1	13 1		
19	{ Admitted { Died	438 6	135 3	11 1	15 1	8 1	1 1	1 1	8 1	19 1	11 1	40 1	1 1	10 1	1 1	16 2	94 1	11 42	23 1	47 43	23 1	14 1	56 24	33 1	13 1		
20	{ Admitted { Died	619 3	298 1	8 1	13 1	13 2	1 1	1 1	14 1	19 5	13 4	32 1	1 1	24 1	57 47	43 23	14 1	56 24	33 1	13 1	23 1	14 1	56 24	33 1	13 1		
21	{ Admitted { Died	680 6	322 1	4 1	14 1	10 1	1 1	12 1	20 12	39 2	4 4	23 1	1 1	8 1	87 111	1 1	14 1	1 1	1 1	1 1	1 1	1 1	1 1	1 1	1 1	14 1	
22	{ Admitted { Died	840 10	526 5	11 1	34 1	15 1	1 1	3 1	11 1	36 7	46 14	2 1	17 1	6 1	6 1	43 31	17 9	1 1	1 1	1 1	1 1	1 1	1 1	1 1	1 1	1 1	
23	{ Admitted { Died	527 3	290 1	9 1	22 1	1 1	1 1	3 1	13 1	12 2	63 1	1 1	13 1	1 1	1 1	46 42	8 1	1 1	1 1	1 1	1 1	1 1	1 1	1 1	1 1	1 1	
24	{ Admitted { Died	609 3	414 1	5 1	26 1	1 1	1 1	1 1	14 1	20 6	39 1	5 1	1 1	3 1	30 40	9 1	4 1	1 1	1 1	1 1	1 1	1 1	1 1	1 1	1 1	1 1	
25	{ Admitted { Died	1,171 9	890 1	24 1	9 1	29 1	1 1	2 1	5 1	21 1	56 4	1 1	23 1	1 1	9 1	47 23	15 9	2 1	1 1	1 1	1 1	1 1	1 1	1 1	1 1	1 1	
26	{ Admitted { Died	1,340 12	762 3	31 1	23 1	2 1	20 1	4 1	10 1	14 5	104 29	3 1	93 39	30 1	2 1	17 61	25 61	17 1	1 1	1 1	1 1	1 1	1 1	1 1	1 1	1 1	
27	{ Admitted { Died	1,496 5	1,060 2	22 1	38 1	9 1	1 1	6 1	7 1	16 1	16 1	83 10	4 1	33 4	14 1	63 27	58 13	1 1	1 1	1 1	1 1	1 1	1 1	1 1	1 1	1 1	
28	{ Admitted { Died	1,503 5	1,262 3	17 1	10 1	7 1	1 1	5 1	14 1	18 8	103 4	16 1	1 1	13 1	57 23	24 11	1 1	1 1	1 1	1 1	1 1	1 1	1 1	1 1	1 1	1 1	
{ Admitted { Died		20,719 161	11,685 33	438 1	294 1	30 5	217 5	8 1	20 7	2 1	117 1	448 3	731 12	237 43	1,147 9	161 33	33 1	449 21	51 1	247 16	1,482 3	1,294 17	632 1	427 14			
{ Admitted { Died		49,512 425	25,158 83	1746 1	1909 1	77 25	821 25	16 26	73 5	6 1	295 1	900 6	1576 21	428 69	3,779 56	470 3	82 6	1,040 3	40 3	173 1	790 1	53 4	3,637 30	3,212 1	1,816 42		

## the PUNJAB FRONTIER FORCE.

1	{ Admitted { Died	1,001 5	382 1	27 1	57 1	1 1	7 1	5 1	10 1	54 1	1 1	53 1	1 1	39 1	18 1	6 1	35 1	1 1	16 4	81 107	69 69	27 27
2	{ Admitted { Died	250 1	64 1	3 1	11 1	1 1	1 1	3 1	3 1	22 1	2 1	11 1	24 1	1 1	12 1	1 1	18 61	9 9	4 1	1 1	1 1	
3	{ Admitted { Died	827 8	353 1	20 1	35 1	3 1	39 1	2 1	18 1	18 1	74 1	27 4	46 1	4 1	2 1	50 1	1 1	14 1	49 39	26 1	18 1	
4	{ Admitted { Died	673 8	332 2	13 1	44 1	4 1	1 1	5 2	8 1	26 1	37 1	8 1	36 1	7 1	8 1	15 1	1 1	2 1	29 40	43 15	18 1	
5	{ Admitted { Died	390 1	173 1	1 1	8 1	2 1	1 1	4 1	1 1	4 1	7 2	2 1	22 1	1 1	12 1	1 1	3 1	41 40	9 9	4 1	1 1	
6	{ Admitted { Died	80 1	41 1	1 1	2 1	1 1	1 1	1 1	2 1	6 1	4 1	1 1	6 1	2 1	4 1	4 1	1 1	5 1	1 1	1 1	1 1	
7	{ Admitted { Died	453 1	245 1	9 1	9 1	1 1	3 1	1 1	5 1	1 1	7 5	53 3	1 1	8 1	6 1	8 1	43 36	1 1	1 1	1 1	1 1	
8	{ Admitted { Died	1,148 8	653 1	11 1	63 1	2 1	6 1	2 1	6 1	11 1	76 1	19 3	64 1	15 2	32 1	7 1	4 1	100 42	27 19	1 1	1 1	
9	{ Admitted { Died	1,082 8	726 1	17 1	19 1	2 1	9 1	1 1	9 1	7 1	24 3	8 2	85 1	14 1	27 1	1 1	6 1	54 33	31 8	1 1	1 1	
10	{ Admitted { Died	898 6	552 1	9 1	26 1	8 1	1 1	4 1	6 1	22 1	14 3	69 1	14 1	4 1	18 1	2 1	15 1	59 47	18 10	1 1	1 1	
11	{ Admitted { Died	259 3	174 1	4 1	1 1	1 1	1 1	4 1	1 1	4 1	5 2	1 1	6 1	2 1	7 1	3 1	17 20	1 1	5 1	1 1	1 1	
12	{ Admitted { Died	601 7	392 2	17 1	3 1	3 1	1 1	2 1	13 1	15 1	5 2	27 1	8 1	5 1	63 88	1 1	7 1	1 1	1 1	1 1	1 1	
13	{ Admitted { Died	1,650 11	976 2	12 1	32 1	3 1	3 1	4 1	9 1	33 1	21 6	72 1	11 1	13 1	1 1	4 1	11 1	39 42	10 20	3 1	1 1	
14	{ Admitted { Died	996 7	641 2	7 1	15 1	2 1	2 1	2 1	6 1	9 1	34 1	15 2	62 1	3 1	26 1	1 1	7 1	76 24	23 19	1 1	1 1	
15	{ Admitted { Died	926 2	629 1	3 1	10 1	1 1	9 1	4 1	2 1	16 1	3 1	21 1	22 1	11 1	4 1	68 70	3 1	17 1	1 1	1 1	1 1	
16	{ Admitted { Died	1,164 4	812 1	14 1	24 1	2 1	20 1	1 1	5 1	13 1	22 7	1 1	46 1	17 1	23 1	12 1	64 22	34 1	24 1	1 1	1 1	
17	{ Admitted { Died	1,393 17	977 1	12 1	21 1	4 1	2 1	4 1	5 1	19 1	35 1	53 1	49 1	5 1	39 1	1 1	13 1	71 50	11 1	24 1	1 1	
18	{ Admitted { Died	206 1	112 1	1 1	3 1	1 1	1 1	2 1	2 1	15 1	2 1	14 1	8 1	1 1	16 1	25 2	2 1	1 1	1 1	1 1	1 1	
19	{ Admitted { Died	775 3	381 1	6 1	15 1	5 1	34 1	2 1	16 1	4 1	5 2	27 1	8 1	7 1	3 1	8 1	122 101	20 9	1 1	1 1	1 1	
20	{ Admitted { Died	1,213 10	729 2	9 1	23 1	4 1	6 1	2 1	9 1	27 1	27 6	80 1	9 1	34 1	1 1	8 1	5 1	120 17	55 1	18 1	1 1	



TABLE

6.—REGIMENTS of the

REGIMENT AND STATION OF 1874.		Date of Arrival from Station previously occupied.	REGIMENTAL STRENGTH.		Admission-rate of 1874 per 1,000 of the Average Strength.	INVALIDED		DIED		LOSS PER 1,000	
			Number borne on the Rolls.	Average Strength present during 1874.		To their homes for change of air.	For discharge.	With the Regiment.	Absent from the Regiment.	By Invaliding for Discharge.	By Deaths.
21	6th Punjab Infantry, Dera Ismail Khan	February 1872, from Dera Ghazi Khan.	740	611	1309.0	7	34	5	7	45.95	16.22
22	4th Punjab Cavalry, Rajanpur	December 1871, from Kohat	506	390	1741.0	8	12	6	1	23.71	13.83
REGIMENTS OF THE PUNJAB FRONTIER FORCE			12,228	9,888	1722.4	166	470	121	46	38.44	13.66

7.—REGIMENTS of the CENTRAL

1	1st Central India Horse, Goonah, with Detachments	...	492	251	589.6	4	24	2	...	48.78	4.97
2	2nd Central India Horse, Augur	"	490	300	206.7	2	36	...	2	73.47	4.98
3	Malwa Bheel Corps, Sirdarpore	"	593	386	911.9	7	16	3	1	26.98	6.75
4	Meywar Bheel Corps, Kherwarrah	"	707	474	921.9	...	...	8	3	...	15.56
5	Mairwarra Battalion, Ajmere	"	701	569	1305.7	27	16	6	...	22.82	8.56
6	Bhopal Battalion, Sehore	"	929	789	600.8	3	10	3	1	10.76	4.31
7	Erinpoorah Force, Erinpoorah	"	875	765	808.0	1	5	9	1	5.71	11.43
8	Deolee Force, Deolee	"	876	647	1125.2	4	...	10	3	...	14.84
REGIMENTS OF THE CENTRAL INDIA IRREGULAR FORCE			5,063	4,211	888.6	48	107	41	11	18.89	9.18

## STATEMENT SHOWING THE GAIN AND LOSS IN STRENGTH

Present with the Regiments on 1st January 1874	...	...	...	...	43,822
At their homes on Furlough	...	...	...	...	310
At their homes on Sick Leave	...	...	...	...	414
Remaining sick in the Hospitals of other Regiments	...	...	...	...	22

Total Strength on 1st January 1874 ... 44,568

## ADDITIONS OF THE YEAR.

Transfers received from other Regiments	...	...	...	...	54
Recruits received during the year	...	...	...	...	4,061
Deserters rejoined	...	...	...	...	11

Total Gain ... 4,726

## ANNUAL RELIEF OF THE

## INFANTRY

17th Native Infantry,	From Meera Meer	To Morar	...	...	...	Arrived	January 1875.
20th Native Infantry,	" Delhi	" Peshawar	...	...	...	Arrived	March 1875.
28th Native Infantry,	" Peshawar	" Meera Meer	...	...	...	Arrived	November 1874.



## PUNJAR FRONTIER FORCE—(concluded).

		CAUSES OF ADMISSIONS INTO HOSPITAL AND OF DEATHS IN HOSPITAL DURING THE YEAR.																												
		Total Admissions into Hospital, and Deaths in Hospital during the Year.		Cholera.	Fevers.	Veneral Affec- tions.	Rheumatism.	Scurvy.	Anemia and De- bility.	Dropsy.	Phthisis Pulmon- alis.	Apoplexy and Stroke.	Neuralgic Affec- tions.	Eye Diseases.	Heart Disease.	Bronchitis and Asthma.	Pneumonia and Pleurisy.	Dysentery and Diarrhoea.	Spleen Disease.	Hepatitis.	Diseases of the Digestive System.	Diseases of the Urinary System.	Diseases of the Ge- nerative System.	Scabies and Skin Diseases.	Gulinea-worm.	Abscess and Ulcer.	Injuries.	Footsore.	All other Causes.	
21	{ Admitted	...	977	...	508	18	23	6	26	2	...	...	7	12	2	17	15	49	18	...	10	2	2	2	5	88	28	22	27	
	{ Died	...	5	...	...	...	...	...	...	...	...	...	...	...	...	...	...	...	...	...	...	...	...	...	...	...	...	...		
22	{ Admitted	...	679	...	427	...	19	2	4	...	3	...	1	8	...	9	15	14	5	1	15	1	2	8	...	56	77	1	11	
	{ Died	...	6	...	...	...	...	...	...	...	1	...	...	...	...	...	2	...	...	...	...	...	...	...	...	...	...	...		
		{ Admitted	...	17,001	...	10,129	196	480	48	166	4	27	1	126	236	7	556	247	908	157	28	430	9	21	168	63	1,391	1,022	402	299
		{ Died	...	121	...	17	...	2	1	1	1	7	...	...	...	...	56	7	2	...	...	...	...	...	...	...	...	...	...	

## INDIA IRREGULAR FORCE.

1	{ Admitted Died	... 148 ... 2	...	65 8 3	...	4 1	...	...	7 17	...	3 1	11 1	4	...	1	...	...	...	3 3	13	...	4
2	{ Admitted Died	... 80 ...	...	40 5	...	2	...	...	2 1	...	2	8 1	...	...	1	...	...	...	3 1	9	...	5
3	{ Admitted Died	... 352 ... 3	...	128 9 11	...	11 1 1	...	...	4 19	...	17 2	19 1	2 2	1 1	2	13 21	32 29	7 1	20	7		
4	{ Admitted Died	... 437 ... 8	...	155 7 3	...	4	...	...	25	...	18 12	2 1	1 1	3	...	8 63	78 38	8 11				
5	{ Admitted Died	... 836 ... 6	...	275 9 86	...	6 1	...	...	12 68	...	3 27	38 7	1 53	...	5 2	17 66	76 64	20 1				
6	{ Admitted Died	... 474 ... 3	...	279 17 29	1	...	...	...	7 27	...	3 7	59	...	5 1	1 8	4 29	11 3	1				
7	{ Admitted Died	... 687 ... 9	...	301 14 13	...	2 1	...	...	8 77	...	6 28	39 5	3 13	...	3 10	8 54	51 28	20 1				
8	{ Admitted Died	... 728 ... 10	...	241 41 38	1 8 2	1 1 1	1 1	1 66	...	27 10	17 4	1 1	21 1	3 16	12 96	55 59	15 3					
	{ Admitted Died	... 3,742 ... 41	...	1,484 105 179	2 37 4	6 2 1	41 300	...	77 89	...	103 24	8 3	97 3	15 57	131 350	282 173	83 6					

## OF THE REGULAR NATIVE ARMY OF BENGAL DURING 1874.

## PERMANENT LOSS OF THE YEAR.

Deaths at Head-Quarters, at Outposts, and in Detachments	...	...	...	...	429
Deaths while on Furlough, &c.	...	...	...	...	66
Deaths while at home on Sick Leave	...	...	...	...	105

Total Deaths ... 600

Invalided for Discharge	...	...	...	...	1,738
Transfers given to other Regiments	...	...	...	...	47
Discharged otherwise	...	...	...	...	1,690
Desertions, struck off for bad conduct, &c.	...	...	...	...	484

Total Loss ... 4,469

Remaining on the Regimental Rolls on 31st December 1874 ... 41,825

## NATIVE ARMY, 1874-75.

## REGIMENTS.

33rd Native Infantry	From Allahabad	To Delhi	... Arrived	December 1874.
34th Native Infantry	" Morar	" Allahabad	... Arrived	November 1874.

# NATIVE TROOPS, 1874.

## XVII.

TABLE showing the SICKNESS and MORTALITY among the REGIMENTS of the MADRAS NATIVE ARMY serving in STATIONS of the BENGAL PRESIDENCY during the Year 1874, and the prevalence of the principal Diseases in each Month of the Year.

(Stations occupied—Dumka, Nagode, Banda, Jubbulpore, and Saugor.)

MONTHS.	Average Strength.	Average Number Daily Sick.	Number Daily Sick per 1,000 of Strength.	Number of Deaths.	Died per 1,000 of Strength.	CAUSES OF DEATHS IN HOSPITAL.																	Died out of Hospital.	
						Cholera.	Smallpox.	Enteric Fever.	Fever, Intermittent.	Fever, Remittent and Continued.	Apoplexy.	Dysentery.	Diarrhoea.	Hepatitis.	Spleen Disease.	Respiratory Diseases.	Heart Disease.	Phthisis Pulmonalis.	Dropsy.	Scurvy.	Atrophy and Anæmia.	Wounds and Accidents.		All other Causes.
January	3,423	80	23.4	5	...	...	...	...	1	1	...	1	2	...	...	...	...	...	...	...	...	...	...	...
February	3,696	68	18.7	1	...	...	...	...	...	...	...	...	1	...	...	...	...	...	...	...	...	...	...	...
March	3,562	81	23.6	4	...	...	...	...	...	...	...	...	...	...	...	...	1	...	...	...	...	...	...	1
April	3,477	81	23.3	3	...	...	...	...	1	...	2	...	...	...	...	...	1	...	...	...	...	...	...	...
May	3,474	78	23.1	4	...	...	...	...	...	...	1	...	...	...	...	...	1	...	...	...	...	...	...	1
June	3,339	68	20.2	12	...	...	...	...	...	1	...	...	...	...	...	...	...	...	...	...	...	...	...	1
July	3,378	76	22.5	...	...	...	...	...	...	...	...	...	...	...	...	...	...	...	...	...	...	...	...	...
August	3,333	113	33.7	...	...	...	...	...	...	...	...	...	...	...	...	...	...	...	...	...	...	...	...	...
September	3,410	134	39.3	...	...	...	...	...	...	...	...	...	...	...	...	...	...	...	...	...	...	...	...	...
October	3,439	206	60.0	6	...	...	...	...	3	...	...	...	...	...	...	...	...	...	...	...	...	...	...	1
November	3,476	195	56.1	3	...	...	...	...	...	...	...	...	...	...	...	...	1	...	...	...	...	...	...	1
December	3,491	159	42.9	2	...	...	...	...	...	...	...	...	...	...	...	...	1	...	1	...	...	...	...	...
						...	...	...	7	2	3	1	3	...	...	3	1	1	1	...	3	...	...	5
Died per 1,000 of the Average Strength.																								
For the year	3,448	111	32.2	30	8.70	...	...	...	2.61	.87	.29	.87	...	...	.87	.29	.29	.29	...	.87	...	...	1.45	...

CAUSES OF ADMISSIONS.	NUMBER OF ADMISSIONS INTO HOSPITAL IN EACH MONTH.												Total Admitted during the Year.	Admitted per 1,000 of Strength.	Died out of each hundred cases treated.
	Jan.	Feb.	March.	April.	May.	June.	July.	Aug.	Sept.	Oct.	Nov.	Dec.			
Cholera	...	...	...	...	...	...	...	...	...	...	...	...	...	...	...
Smallpox	...	...	...	...	...	...	...	...	...	...	...	...	...	...	...
Enteric Fever	...	...	...	...	...	...	...	...	...	...	...	...	...	...	...
Fever, Intermittent	194	67	75	61	106	58	126	247	390	597	373	208	2,412	699.5	29
Fever, Remittent and Continued	1	...	...	1	...	...	2	...	1	...	1	...	6	1.7	33.33
Apoplexy	...	...	...	3	...	...	...	...	...	...	...	...	5	1.5	60.00
Dysentery	4	2	4	...	1	1	7	5	4	4	5	4	41	11.9	432
Diarrhoea	4	2	7	4	4	6	7	5	3	...	4	5	56	16.2	...
Hepatitis	3	1	...	...	...	...	1	1	...	1	...	1	7	2.0	...
Spleen Disease	...	...	...	...	...	...	...	...	...	...	...	...	2	0.6	...
Respiratory Diseases	7	5	10	1	2	2	6	8	5	6	11	12	75	21.8	400
Phthisis Pulmonalis	...	...	1	1	1	...	...	...	...	...	1	1	5	1.5	2.60
Dropsy	...	...	...	...	...	...	...	...	...	...	...	...	...	...	...
Scurvy	...	...	...	...	...	...	...	...	...	...	...	...	...	...	...
Rheumatism	16	18	22	14	6	10	19	15	14	13	13	21	181	52.5	...
Veneral Diseases	6	10	7	2	6	1	12	8	5	7	4	6	74	21.5	...
Eye Diseases	9	4	5	13	12	13	25	11	17	9	5	4	129	37.4	...
Abscess and Ulcer	20	10	39	23	15	12	31	8	15	13	11	19	207	60.0	...
Wounds and Accidents	11	16	53	20	14	16	15	11	17	14	16	28	231	67.0	...
All other Causes	14	14	17	18	19	14	14	18	26	26	29	42	250	72.5	...
	109	154	234	164	180	137	265	338	490	691	474	356	3,700		...
Admitted per 1,000 of the Average Strength in each Month.															
	55.1	42.4	63.7	47.1	56.0	49.8	78.5	109.8	146.3	200.9	136.4	101.9	107.31		...



### 3. JAIL POPULATION, 1874.





# JAILS OF THE BENGAL PRESIDENCY, 1874.

## II.

TABLE showing the SICKNESS and MORTALITY among the JAIL POPULATION in LOWER BENGAL and in ASSAM during the Year 1874, and the prevalence of the principal Diseases in each Month of the Year.

MONTHS.	Average Strength.	Average Number Daily Sick.	Number Daily Sick per 1,000 of Strength.	Number of Deaths.	Died per 1,000 of Strength.	CAUSES OF DEATHS.																	
						Cholera.	Smallpox.	Enteric Fever.	Fever, Intermittent.	Fever, Remittent and Continued.	Apoplexy.	Dysentery.	Diarrhoea.	Hepatitis.	Spleen Disease.	Respiratory Diseases.	Heart Diseases.	Phthisis Pulmonalis.	Dropsy.	Scurvy.	Atrophy and Anæmia.	Wounds and Accidents.	All other Causes.
January	16,290	626	38.4	76	...	42	...	...	1	4	...	25	5	...	1	8	1	12	9	...	4	1	1
February	16,394	592	36.1	51	...	4	...	...	3	3	...	16	1	...	...	8	1	4	3	...	...	...	...
March	16,396	609	37.3	59	...	8	...	...	5	3	...	13	4	...	1	7	...	5	6	...	...	...	...
April	16,612	641	38.6	77	...	16	...	...	...	...	...	21	3	...	2	6	...	5	6	...	...	...	...
May	16,864	651	38.6	63	...	3	...	12	12	12	...	18	3	...	...	4	...	13	...	...	...	...	...
June	17,335	658	37.9	81	...	12	...	4	4	4	...	20	8	...	...	5	1	16	1	...	...	...	...
July	17,390	697	40.1	82	...	18	1	...	12	12	1	31	6	...	2	13	1	8	3	...	...	...	...
August	17,420	758	43.5	67	...	2	...	1	1	1	...	24	...	...	...	6	...	6	...	...	...	...	...
September	17,543	751	42.8	109	...	49	...	1	1	1	...	33	3	...	1	9	1	9	1	...	...	...	...
October	17,093	715	41.9	72	...	5	...	1	3	3	...	25	4	...	1	10	...	9	...	...	...	...	...
November	16,982	696	41.0	70	...	4	...	...	5	5	...	27	10	...	...	3	...	5	...	...	...	...	...
December	16,813	687	40.9	79	...	4	1	...	12	12	...	34	9	...	2	6	...	9	...	...	...	...	...
						127	2	4	37	35	10	279	69	1	12	85	5	96	32	1	35	14	49
Died per 1,000 of the Average Strength.																							
For the year	16,922	673	39.8	884	52.24	7.50	1.12	2.4	4.26	5.9	29.57	9.6	7.1	5.02	3.0	5.67	1.89	9.06	2.06	8.3	2.36		

CAUSES OF ADMISSIONS.	NUMBER OF ADMISSIONS INTO HOSPITAL IN EACH MONTH.												Total Admitted during the Year.	Admitted per 1,000 of Strength.	Died out of each hundred cases treated.
	Jan.	Feb.	March.	April.	May.	June.	July.	Aug.	Sept.	Oct.	Nov.	Dec.			
Cholera	4	11	30	41	13	33	66	29	126	15	10	6	384	22.6	33.07
Smallpox	...	...	2	3	...	...	1	...	1	...	1	1	11	7	18.18
Enteric Fever	...	...	...	1	3	...	...	1	1	1	...	...	7	4	57.14
Fever, Intermittent	597	424	632	609	292	658	830	571	832	841	912	744	8,615	519.9	9.43
Fever, Remittent and Continued	14	13	7	13	20	16	11	22	36	35	26	14	227	13.4	15.42
Apoplexy	...	1	...	...	3	...	...	...	2	3	...	...	10	6	100.00
Dysentery	292	185	226	285	302	290	356	357	261	246	209	240	3,150	186.1	5.13
Diarrhoea	254	237	396	446	341	328	354	335	279	238	225	203	3,635	214.8	4.17
Hepatitis	1	1	1	...	1	3	2	3	8	3	1	...	24	1.4	478
Spleen Disease	28	29	15	14	17	29	35	30	25	27	19	22	272	16.1	13.41
Respiratory Diseases	55	59	69	51	68	44	41	49	65	41	39	59	626	37.0	79.34
Phthisis Pulmonalis	14	8	17	13	6	20	6	5	5	5	13	9	121	7.2	79.34
Dropsy	27	17	22	15	15	19	19	16	18	17	8	11	204	12.1	13.69
Atrophy and Anæmia	30	30	37	21	23	26	46	43	40	43	39	38	416	24.6	8.41
Scurvy	11	2	7	5	3	1	3	3	8	3	1	2	49	3.0	2.04
Rheumatism	38	31	52	44	50	47	48	50	25	47	40	36	528	31.2	...
Veneral Diseases	26	27	32	29	23	30	26	39	25	26	38	39	351	20.7	...
Eye Diseases	4	4	14	9	17	27	32	21	28	23	29	14	213	12.6	...
Abscess and Ulcer	112	134	116	156	167	139	148	145	132	123	89	89	1,550	91.6	...
Wounds and Accidents	49	45	74	58	66	65	82	66	77	69	54	58	745	44.0	...
All other Causes	329	271	257	228	224	201	213	200	239	216	188	179	2,727	161.1	...
	1,776	1,529	1,907	2,041	1,956	1,971	2,319	2,409	2,224	2,013	1,923	1,746	23,895		
Admitted per 1,000 of the Average Strength in each Month.															
	109.9	92.7	122.2	122.9	115.9	113.7	133.4	138.3	126.8	117.8	113.4	103.8	111.21		



# JAILS OF THE BENGAL PRESIDENCY, 1874.

## III.

TABLE showing the SICKNESS and MORTALITY among the JAIL POPULATION in CHOTA NAGPORE and in the DINAPORE, BENARES, OUDE and CAWNPORE DISTRICTS, during the Year 1874, and the prevalence of the principal Diseases in each Month of the Year.

MONTHS.	Average Strength.	Average Number Daily Sick.	Number Daily Sick per 1,000 of Strength.	Number of Deaths.	Died per 1,000 of Strength.	CAUSES OF DEATHS.																		
						Cholera.	Smallpox.	Enteric Fever.	Fever, Intermittent.	Fever, Remittent and Continued.	Apoplexy.	Dysentery.	Diarrhea.	Hepatitis.	Spleen Disease.	Respiratory Diseases.	Heart Diseases.	Phthisis Pulmonalis.	Dropsy.	Scurvy.	Atrophy and Anæmia.	Wounds and Accidents.	All other Causes.	
January	24,253	609	25.1	72	...	...	1	1	...	3	...	29	6	...	...	15	...	3	...	...	6	...	8	
February	24,711	566	22.9	57	...	...	5	...	...	3	...	15	4	1	1	10	...	...	...	...	1	3	12	
March	25,041	607	24.2	41	...	1	1	...	...	...	...	11	7	...	...	7	...	4	...	...	1	1	4	
April	24,793	610	24.6	44	...	...	1	...	1	...	...	19	9	...	1	4	...	1	...	...	1	1	4	
May	24,933	599	22.8	42	...	...	1	...	1	4	...	13	5	...	1	2	...	1	...	...	3	...	8	
June	25,268	576	22.8	43	...	2	1	1	...	...	...	13	3	...	...	3	...	1	...	...	2	...	5	
July	25,905	703	27.1	75	...	4	1	...	3	1	26	12	...	...	12	3	3	1	1	1	1	1	7	
August	26,157	836	32.0	107	...	5	...	...	4	3	...	45	17	1	4	10	1	6	1	...	6	...	4	
September	26,430	811	30.7	159	...	23	...	1	4	...	...	73	26	...	...	6	1	4	...	...	...	...	10	
October	26,626	847	32.0	112	...	4	...	...	4	...	...	52	12	...	...	8	...	...	...	...	10	3	11	
November	26,088	713	27.3	115	...	12	...	...	2	2	1	55	15	...	1	6	...	1	...	...	8	1	9	
December	25,777	627	24.3	77	...	1	...	...	...	...	...	29	6	1	2	8	...	5	...	...	10	...	8	
						52	11	3	19	25	4	180	122	3	12	91	4	35	20	2	56	15	90	
Died per 1,000 of the Average Strength.																								
For the year	25,482	673	26.4	944	37.05	2.04	.43	1.85	.16	19.70	.12	.47	3.57	.16	1.37	.78	.08	2.20	.59	3.53				

CAUSES OF ADMISSIONS.	NUMBER OF ADMISSIONS INTO HOSPITAL IN EACH MONTH.												Total Admitted during the Year.	Admitted per 1,000 of Strength.	Died out of each hundred cases treated.
	Jan.	Feb.	March.	April.	May.	June.	July.	Aug.	Sept.	Oct.	Nov.	Dec.			
Cholera	...	1	3	2	3	4	6	9	41	6	19	2	96	3.7	54.17
Smallpox	15	28	35	41	24	15	5	1	...	...	2	...	166	6.5	6.62
Enteric Fever	1	...	...	...	1	...	...	...	1	...	...	...	3	.1	...
Fever, Intermittent	397	311	408	392	396	462	566	620	936	1,065	584	455	7,302	286.6	26
Fever, Remittent and Continued	10	7	19	16	17	6	29	19	20	41	34	31	249	9.8	10.04
Apoplexy	...	...	...	...	5	...	1	...	...	...	...	...	9	.3	44.44
Dysentery	163	89	150	134	103	109	258	395	282	536	186	146	2,271	89.1	11.51
Diarrhea	100	96	159	193	155	155	222	293	238	196	151	151	2,089	82.9	13.64
Hepatitis	1	3	1	4	2	...	3	2	...	4	...	...	22	.9	13.64
Spleen Disease	13	6	8	7	16	12	7	17	10	11	10	10	127	5.0	9.45
Respiratory Diseases	63	63	43	39	49	41	79	68	67	52	49	154	548	29.3	12.17
Phthisis Pulmonalis	7	6	3	6	8	8	3	9	5	8	2	10	75	2.9	46.67
Dropsy	5	5	3	3	4	2	3	3	3	3	...	5	41	1.6	48.78
Atrophy and Anæmia	26	23	7	22	21	25	21	43	29	47	18	49	320	12.6	17.50
Scurvy	1	...	...	6	10	9	4	1	2	...	1	...	34	1.3	5.88
Rheumatism	29	23	36	24	25	23	38	33	34	31	38	47	383	15.0	...
Veneral Diseases	19	24	24	33	37	36	25	27	39	33	36	29	346	13.6	...
Eye Diseases	13	14	26	33	35	28	37	32	21	10	19	9	279	11.0	...
Abscess and Ulcer	199	224	237	199	237	346	263	195	155	159	123	161	2,489	97.7	1.67
Wounds and Accidents	38	110	109	124	94	114	157	139	121	91	104	86	1,307	51.3	...
All other Causes	129	148	126	157	156	156	141	177	172	137	115	102	1,757	68.2	...
	1,260	1,181	1,437	1,426	1,372	1,549	2,208	2,383	2,170	2,114	1,492	1,441	20,693		
Admitted per 1,000 of the Average Strength in each Month.															
	51.9	47.8	57.4	57.5	55.0	61.3	87.6	91.2	82.1	80.0	57.2	55.9	788.5		



# JAILS OF THE BENGAL PRESIDENCY, 1874.

## IV.

TABLE showing the SICKNESS and MORTALITY among the JAIL POPULATION in the CENTRAL PROVINCES, excluding JUBBULPORE and SAUGOR, during the Year 1874, and the prevalence of the principal Diseases in each Month of the Year.

MONTHS.	Average Strength.	Average Number Daily Sick.	Number Daily Sick per 1,000 of Strength.	Number of Deaths.	Died per 1,000 of Strength.	CAUSES OF DEATHS.																	
						Cholera.	Smallpox.	Enteric Fever.	Fever, Intermittent.	Fever, Remittent and Continued.	Apoplexy.	Dysentery.	Diarrhoea.	Hepatitis.	Spleen Disease.	Respiratory Diseases.	Heart Diseases.	Phthisis Pulmonalis.	Dropsy.	Scurvy.	Atrophy and Anæmia.	Wounds and Accidents.	All other Causes.
January	2,454	70	28.5	6	...	...	...	...	1	...	1	1	...	...	1	...	...	...	...	...	1	...	1
February	2,455	87	35.4	4	...	...	...	...	...	...	...	1	...	...	1	...	...	...	...	...	1	...	...
March	2,505	95	37.9	...	...	...	...	...	...	...	4	1	...	...	3	...	...	...	...	...	1	...	...
April	2,445	93	38.0	4	...	...	...	...	1	...	...	...	...	...	1	...	...	...	...	...	...	...	...
May	2,384	74	31.0	4	...	...	...	...	1	...	1	1	...	...	1	...	...	...	...	...	...	...	...
June	2,492	90	36.1	4	...	...	...	...	...	...	4	3	...	...	1	...	...	...	...	...	1	...	...
July	2,474	92	37.2	4	...	...	...	...	...	...	1	...	...	...	...	...	...	...	...	...	...	1	...
August	2,480	35	54.2	9	...	...	...	...	...	...	4	3	...	...	...	...	...	...	...	...	...	1	1
September	2,490	144	57.8	9	...	...	...	...	...	...	5	5	1	...	1	...	...	...	...	...	1	1	1
October	2,438	146	59.9	17	...	...	...	1	...	...	5	6	...	...	1	1	...	1	...	...	1	...	1
November	2,388	108	45.2	9	...	...	...	...	...	...	1	4	...	...	1	...	1	1	...	...	3	...	1
December	2,320	101	43.5	8	...	...	...	...	...	...	...	...	...	1	...	...	...	1	1	...	1	...	2
						...	...	1	3	...	17	23	1	...	9	3	1	1	2	11	3	6	
Died per 1,000 of the Average Strength.																							
For the year	2,445	100	42.1	81	33.13	...	...	1.63	...	16.36	41	...	3.68	1.23	41	41	82	4.49	1.23	...	...	...	...

CAUSES OF ADMISSIONS.	NUMBER OF ADMISSIONS INTO HOSPITAL IN EACH MONTH.												Total Admitted during the Year.	Admitted per 1,000 of Strength.	Died out of each hundred cases treated.
	Jan.	Feb.	March.	April.	May.	June.	July.	Aug.	Sept.	Oct.	Nov.	Dec.			
Cholera	...	...	...	...	...	...	...	...	...	...	...	...	...	...	...
Smallpox	...	...	...	...	...	...	...	...	...	...	...	...	...	...	...
Enteric Fever	...	...	...	...	...	...	...	...	...	...	...	...	...	...	...
Fever, Intermittent	63	70	60	47	44	60	80	112	122	204	28	65	1,100	44.9	...
Fever, Remittent and Continued	1	...	2	2	2	...	1	3	...	1	...	1	13	5.3	23.07
Apoplexy	...	...	1	2	1	...	...	...	...	...	...	...	4	1.6	...
Dysentery	12	9	7	10	14	13	36	48	17	16	19	11	212	86.7	9.61
Diarrhoea	6	9	10	9	12	11	28	51	25	15	8	5	292	121	29.00
Hepatitis	...	...	...	...	...	...	1	...	1	1	3	...	16	6.5	...
Spleen Disease	1	1	...	1	1	1	...	1	...	4	...	3	16	6.5	...
Respiratory Diseases	5	13	15	12	6	6	9	5	8	6	8	6	99	40.5	9.69
Phthisis Pulmonalis	...	...	...	...	...	...	...	...	...	1	1	...	2	78	50.00
Dropsy	...	...	...	...	...	...	...	...	1	...	...	...	1	4	...
Atrophy and Anæmia	3	2	1	2	...	3	...	2	...	8	17	...	54	22.1	20.37
Scurvy	...	...	...	...	...	1	6	9	16	17	10	2	61	25.9	3.28
Rheumatism	9	3	4	5	1	3	5	7	3	10	6	6	62	25.3	...
Veneral Diseases	6	...	2	4	5	7	5	3	8	6	2	5	53	21.7	...
Eye Diseases	2	3	...	9	3	5	6	1	3	10	3	1	46	18.8	...
Abscess and Ulcer	48	57	23	51	51	66	46	78	51	42	41	34	651	254.8	1.05
Wounds and Accidents	4	14	10	8	15	29	11	8	9	12	4	9	124	50.7	...
All other Causes	16	21	29	29	18	19	27	17	17	10	17	15	235	96.1	...
	176	292	293	193	174	219	266	375	322	373	238	171	2,912	...	...
Admitted per 1,000 of the Average Strength in each Month.															
	71.6	82.3	81.9	78.9	73.9	87.9	107.5	159.7	129.3	153.9	99.7	73.7	1191.9	...	...

# JAILS OF THE BENGAL PRESIDENCY, 1874.

## V.

TABLE showing the SICKNESS and MORTALITY among the JAIL POPULATION in the AGRA DISTRICT and in CENTRAL INDIA during the Year 1874, and the prevalence of the principal Diseases in each Month of the Year.

MONTHS.	Average Strength.	Average Number Daily Sick.	Number Daily Sick per 1,000 of Strength.	Number of Deaths.	Died per 1,000 of Strength.	CAUSES OF DEATHS.																		
						Cholera.	Smallpox.	Enteric Fever.	Fever, Intermittent.	Fever, Remittent and Continued.	Apoplexy.	Dysentery.	Diarrhoea.	Hepatitis.	Spleen Disease.	Respiratory Diseases.	Heart Diseases.	Phthisis Pulmonalis.	Dropsy.	Scurvy.	Atrophy and Anæmia.	Wounds and Accidents.	All other Causes.	
January	4,975	116	23.3	8	...	...	...	...	...	...	...	3	...	...	...	42	1	...	...	...	...	1	...	1
February	5,072	119	23.5	6	...	...	...	...	...	...	...	42	...	...	...	...	...	...	...	...	...	...	...	1
March	5,146	115	22.4	9	...	...	...	...	1	...	1	1	...	...	...	33	...	...	...	...	...	...	...	1
April	5,042	128	25.4	6	...	...	...	...	...	...	1	1	...	...	...	33	...	...	...	...	...	...	...	1
May	5,050	113	22.4	7	...	...	...	...	1	...	1	1	...	...	...	32	...	1	...	...	...	...	...	1
June	5,027	111	22.1	3	...	...	...	...	...	...	1	1	...	...	...	32	...	...	...	...	...	...	...	1
July	5,016	140	27.9	8	...	...	...	...	...	...	1	4	...	...	...	...	...	1	...	...	...	...	...	1
August	5,030	212	42.1	13	...	...	...	...	...	...	...	2	1	...	...	...	...	...	...	...	...	...	...	1
September	5,152	232	45.0	16	...	...	...	...	...	...	...	12	...	...	...	1	...	2	...	...	...	...	...	1
October	5,019	281	56.0	29	...	...	...	...	1	...	10	1	...	...	...	7	...	1	...	...	...	3	...	6
November	4,940	235	47.6	26	...	...	...	...	...	...	12	...	...	...	...	4	...	1	...	...	...	...	...	3
December	4,619	177	38.3	14	...	...	...	...	1	...	6	1	...	...	...	2	...	...	...	...	...	...	...	2
						...	...	...	4	1	60	4	...	...	...	27	2	5	...	...	...	16	1	25
Died per 1,000 of the Average Strength.																								
For the year	5,007	167	33.3	145	28.6	...	...	...	80	20	12.78	...	...	...	5.39	40	1.00	...	...	...	3.20	20	4.99	

CAUSES OF ADMISSIONS.	NUMBER OF ADMISSIONS INTO HOSPITAL IN EACH MONTH.												Total Admitted during the Year.	Admitted per 1,000 of Strength.	Died out of each hundred cases treated.
	Jan.	Feb.	March.	April.	May.	June.	July.	Aug.	Sept.	Oct.	Nov.	Dec.			
Cholera	...	...	...	...	...	...	...	...	...	...	...	...	...	...	...
Smallpox	...	...	1	...	2	1	...	...	...	...	...	...	4	8	...
Enteric Fever	...	...	...	...	...	...	...	...	...	...	...	...	...	...	...
Fever, Intermittent	69	64	47	75	63	83	125	206	296	294	200	112	1,697	338.9	...
Fever, Remittent and Continued	...	2	2	1	3	1	2	1	1	5	...	4	22	4.4	18.18
Apoplexy	...	...	...	...	1	...	1	...	...	...	...	...	2	4	50.00
Dysentery	18	9	14	35	9	17	50	91	68	60	35	27	433	86.5	12.52
Diarrhoea	2	2	4	4	6	8	15	14	4	4	8	7	78	15.6	...
Hepatitis	1	...	...	...	...	2	...	1	1	1	...	1	7	1.4	...
Spleen Disease	...	1	3	...	1	...	1	...	...	2	3	...	11	2.2	...
Respiratory Diseases	23	22	27	21	17	29	19	18	18	36	45	24	299	59.7	9.03
Phthisis Pulmonalis	2	1	1	...	2	...	2	2	2	1	...	...	13	2.6	38.46
Dropsy	1	...	...	...	...	...	...	...	...	...	...	1	2	4	...
Atrophy and Anæmia	5	3	2	1	...	3	2	5	4	7	5	7	44	8.8	36.36
Scurvy	...	...	...	...	1	1	...	2	1	1	...	3	9	1.8	...
Rheumatism	5	3	4	7	5	4	4	8	8	4	4	10	66	13.2	...
Veneral Diseases	10	6	4	4	7	5	2	13	3	6	5	9	74	14.8	...
Eye Diseases	4	5	7	12	5	3	14	10	11	6	7	1	85	17.0	...
Abscess and Ulcer	65	65	58	58	43	51	59	70	73	50	63	31	686	137.0	1.78
Wounds and Accidents	10	9	21	22	24	13	18	14	12	22	13	10	194	38.7	...
All other Causes	26	19	23	44	40	32	54	70	51	45	50	33	487	97.2	...
	241	211	218	284	229	253	371	583	553	544	438	286	4,215		
Admitted per 1,000 of the Average Strength in each Month.															
	48.4	41.6	42.4	56.3	45.3	50.3	74.0	116.3	107.3	108.4	88.7	61.8	841.4		



# JAILS OF THE BENGAL PRESIDENCY, 1874.

## VI.

TABLE showing the SICKNESS and MORTALITY among the JAIL POPULATION in the ROHILCUND and MEERUT DISTRICTS during the Year 1874, and the prevalence of the principal Diseases in each Month of the Year.

MONTHS.	Average Strength.	Average Number Daily Sick.	Number Daily Sick per 1,000 of Strength.	Number of Deaths.	Died per 1,000 of Strength.	CAUSES OF DEATHS.																			
						Cholera.	Smallpox.	Enteric Fever.	Fever, Intermittent.	Fever, Remittent and Continued.	Apoplexy.	Dysentery.	Diarrhoea.	Hepatitis.	Spleen Disease.	Respiratory Diseases.	Heart Disease.	Phtisis Pulmonalis.	Dropsy.	Scurvy.	Atrophy and Anæmia.	Wounds and Accidents.	All other Causes.		
January	7,100	160	22.5	47	...	...	...	...	4	...	...	8	13	1	...	13	...	1	1	...	...	...	...	...	...
February	7,295	139	19.1	20	...	...	...	...	2	1	1	12	3	...	...	6	...	1	...	...	...	...	...	...	2
March	7,495	140	18.7	11	...	...	...	...	...	...	...	1	1	...	...	4	...	...	...	...	...	...	...	...	...
April	7,641	170	22.2	12	...	...	...	...	...	...	...	...	1	...	...	8	...	...	...	...	...	...	...	...	...
May	7,563	190	25.1	15	...	...	...	...	...	...	...	2	1	...	...	3	...	...	1	...	...	...	...	...	...
June	7,667	215	28.0	11	...	...	...	...	1	...	...	...	...	...	...	3	...	...	...	...	...	...	...	...	...
July	7,759	325	41.9	7	...	...	...	...	...	...	...	...	...	...	...	3	...	...	...	...	...	...	...	...	...
August	7,758	533	71.3	22	...	...	...	...	1	3	...	4	...	...	...	...	...	4	1	...	...	...	...	...	...
September	7,778	298	38.2	46	...	...	...	...	3	1	1	23	5	...	...	...	...	1	...	...	...	...	...	...	...
October	7,713	589	76.4	59	...	...	...	...	5	4	...	25	5	...	...	3	...	...	6	...	...	10	...	...	...
November	7,683	483	63.5	69	...	...	...	...	2	2	...	34	2	...	...	...	1	...	...	...	...	8	...	2	...
December	7,666	490	63.9	33	...	...	...	...	5	...	...	11	2	...	...	8	...	...	6	...	...	1	...	...	...
						...	...	...	27	12	3	109	31	1	...	64	1	30	3	...	40	8	...	23	...
Died per 1,000 of the Average Strength.																									
For the year	7,586	331	43.7	352	46.40	...	...	...	5.14	.40	18.45	.13	...	...	8.44	.13	3.96	.40	...	5.27	1.05	3.03	...	...	...

CAUSES OF ADMISSIONS.	NUMBER OF ADMISSIONS INTO HOSPITAL IN EACH MONTH.												Total Admitted during the Year.	Admitted per 1,000 of Strength.	Died out of each hundred cases treated.	
	Jan.	Feb.	March.	April.	May.	June.	July.	Aug.	Sept.	Oct.	Nov.	Dec.				
Cholera	...	...	...	...	...	...	...	...	...	...	...	...	...	...	...	...
Smallpox	...	...	...	1	...	...	...	...	...	...	1	...	...	2	3	...
Enteric Fever	...	...	...	...	...	...	...	...	...	...	...	...	...	...	...	...
Fever, Intermittent	129	75	84	100	160	139	364	770	605	623	340	192	3,779	488.2	71	...
Fever, Remittent and Continued	1	2	1	4	6	3	4	8	10	12	4	1	56	7.4	21.63	...
Apoplexy	...	1	...	...	...	...	...	...	2	...	...	...	4	5	75.0	...
Dysentery	14	13	5	8	16	9	34	109	191	76	51	47	573	75.5	147.5	...
Diarrhoea	41	23	13	27	22	24	38	63	47	40	18	20	376	49.6	33.33	...
Hepatitis	...	...	...	1	1	...	...	...	1	...	...	...	18	2.4	...	...
Spleen Disease	1	...	...	...	...	3	1	1	1	5	3	1	32	4.3	...	...
Respiratory Diseases	33	29	27	52	26	27	29	8	11	25	36	38	342	45.7	18.28	...
Phtisis Pulmonalis	1	3	...	1	3	3	2	1	3	9	11	7	44	5.8	68.18	...
Dropsy	...	...	...	1	...	...	1	...	...	...	...	...	3	4	100.00	...
Atrophy and Anæmia	21	8	19	11	3	5	9	...	11	15	17	6	133	17.5	30.67	...
Scurvy	...	...	...	...	...	...	...	...	...	...	...	...	...	...	...	...
Rheumatism	6	6	6	7	10	6	8	11	3	10	10	7	90	11.9	...	...
Veneral Diseases	4	8	9	13	11	12	8	4	6	9	3	9	100	13.2	...	...
Ere Diseases	3	4	6	11	16	8	13	7	5	9	6	3	90	11.9	...	...
Abscess and Ulcer	49	69	79	65	87	93	65	49	40	50	57	45	749	98.7	199	...
Wounds and Accidents	14	17	35	29	44	23	23	26	13	14	10	17	258	34.0	...	...
All other Causes	25	28	27	34	27	39	37	32	29	15	22	12	318	41.9	...	...
	333	277	314	358	441	394	837	1,101	967	912	588	406	6,928			
Admitted per 1,000 of the Average Strength in each Month.																
	47.0	37.9	41.9	46.9	58.3	51.4	108.0	141.9	124.3	118.2	77.3	53.0	913.3			

# JAILS OF THE BENGAL PRESIDENCY, 1874.

## V.

TABLE showing the SICKNESS and MORTALITY among the JAIL POPULATION in the AGRA DISTRICT and in CENTRAL INDIA during the Year 1874, and the prevalence of the principal Diseases in each Month of the Year.

MONTHS.	Average Strength.	Average Number Daily Sick.	Number Daily Sick per 1,000 of Strength.	Number of Deaths.	Died per 1,000 of Strength.	CAUSES OF DEATHS.																	
						Cholera.	Smallpox.	Enteric Fever.	Fever, Intermittent.	Fever, Remittent and Continued.	Apoplexy.	Dysentery.	Diarrhoea.	Hepatitis.	Spleen Disease.	Respiratory Diseases.	Heart Diseases.	Phthisis Pulmonalis.	Dropsy.	Scurvy.	Atrophy and Anæmia.	Wounds and Accidents.	All other Causes.
January	4,975	116	23.3	8	...	...	...	...	...	...	...	3	...	...	...	12	1	...	...	...	1	...	1
February	5,072	119	23.5	6	...	...	...	...	...	...	...	42	...	...	...	...	...	...	...	...	...	...	1
March	5,146	115	22.4	9	...	...	...	...	1	...	1	1	...	...	...	3	...	...	...	...	...	...	1
April	5,042	128	25.4	6	...	...	...	...	...	...	1	1	...	...	...	...	...	...	...	...	...	...	1
May	5,050	113	22.4	7	...	...	...	...	1	...	1	1	...	...	...	...	1	...	...	...	...	...	1
June	5,027	111	22.8	3	...	...	...	...	...	...	...	...	...	...	...	42	...	...	...	...	...	...	1
July	5,016	160	32.9	8	...	...	...	...	...	...	1	4	...	...	...	...	1	...	...	...	...	...	1
August	5,000	212	42.1	13	...	...	...	...	...	...	...	7	1	...	...	...	...	...	...	...	...	...	1
September	5,152	232	45.0	16	...	...	...	...	...	...	...	12	...	...	...	1	...	2	...	...	...	...	1
October	5,016	281	56.0	29	...	...	...	...	1	...	10	1	...	...	...	7	...	1	...	...	...	3	6
November	4,940	235	47.6	26	...	...	...	...	...	...	12	...	...	...	...	4	...	1	...	...	...	...	3
December	4,619	177	38.3	14	...	...	...	...	1	...	6	1	...	...	...	2	...	...	...	...	...	...	2
						...	...	...	4	1	60	4	...	...	...	27	2	5	...	...	16	1	25
Died per 1,000 of the Average Strength.																							
For the year	5,007	167	33.3	145	28.6	...	...	...	80	20	12.78	...	...	...	5.39	40	1.00	...	...	3.20	20	4.99	

CAUSES OF ADMISSIONS.	NUMBER OF ADMISSIONS INTO HOSPITAL IN EACH MONTH.												Total Admitted during the Year.	Admitted per 1,000 of Strength.	Died out of each hundred cases treated.
	Jan.	Feb.	March.	April.	May.	June.	July.	Aug.	Sept.	Oct.	Nov.	Dec.			
Cholera	...	...	...	...	...	...	...	...	...	...	...	...	...	...	...
Smallpox	...	...	1	...	2	1	...	...	...	...	...	...	4	8	...
Enteric Fever	...	...	...	...	...	...	...	...	...	...	...	...	...	...	...
Fever, Intermittent	69	64	47	75	63	83	125	206	296	294	200	112	1,697	338.9	...
Fever, Remittent and Continued	...	2	2	1	3	1	2	1	1	5	...	4	22	4.4	18.18
Apoplexy	...	...	...	...	...	...	1	...	...	...	...	...	2	4	59.09
Dysentery	18	9	14	35	9	17	50	91	68	60	35	27	433	86.5	12.52
Diarrhoea	2	2	4	4	6	8	15	14	4	4	8	7	78	15.6	...
Hepatitis	1	...	...	...	...	2	...	1	1	1	...	1	7	1.4	...
Spleen Disease	...	1	3	...	1	...	1	...	...	2	3	...	11	2.2	...
Respiratory Diseases	23	22	27	21	17	29	19	18	18	36	45	24	299	59.7	9.03
Phthisis Pulmonalis	2	1	1	...	2	...	2	2	2	1	...	...	13	2.6	38.46
Dropsy	1	...	...	...	...	...	...	...	...	...	...	1	2	4	...
Atrophy and Anæmia	5	3	2	1	...	3	2	5	4	7	5	7	44	8.8	36.36
Scurvy	...	...	...	...	1	1	...	2	1	1	...	...	9	1.8	...
Rheumatism	5	3	4	7	5	4	4	8	8	4	4	10	66	13.2	...
Veneral Diseases	10	6	4	4	7	5	2	13	3	6	5	9	74	14.8	...
Eye Diseases	4	5	7	12	5	3	14	10	11	6	7	1	85	17.0	...
Abscess and Ulcer	65	65	58	58	43	51	19	70	73	50	63	31	686	137.0	1.78
Wounds and Accidents	10	9	21	22	24	13	18	14	12	22	13	10	194	38.7	...
All other Causes	26	19	23	44	40	32	54	70	51	45	50	33	487	97.2	...
	211	211	218	284	229	253	371	583	553	544	438	286	4,215		
Admitted per 1,000 of the Average Strength in each Month.															
	48.4	41.6	42.4	60.3	45.3	50.3	74.0	116.3	107.3	108.1	88.7	61.8	841.4		



# JAILS OF THE BENGAL PRESIDENCY, 1874.

## VI.

TABLE showing the SICKNESS and MORTALITY among the JAIL POPULATION in the ROHILCUND and MEERUT DISTRICTS during the Year 1874, and the prevalence of the principal Diseases in each Month of the Year.

MONTHS.	Average Strength.	Average Number Daily Sick.	Number Daily Sick per 1,000 of Strength.	Number of Deaths.	Died per 1,000 of Strength.	CAUSES OF DEATHS.																	
						Cholera.	Smallpox.	Enteric Fever.	Fever, Intermittent.	Fever, Remittent and Continued.	Apoplexy.	Dysentery.	Diarrhoea.	Hepatitis.	Spleen Disease.	Respiratory Diseases.	Heart Diseases.	Phthisis Pulmonalis.	Dropsy.	Scurvy.	Atrophy and Anæmia.	Wounds and Accidents.	All other Causes.
January	7,100	160	22.5	47	...	...	...	...	4	...	...	8	13	1	...	13	...	1	1	...	5	...	...
February	7,295	139	19.1	20	...	...	...	...	2	1	...	2	3	...	...	5	...	1	...	...	2	...	2
March	7,495	140	18.7	11	...	...	...	...	...	1	...	1	1	...	...	2	...	...	...	...	...	...	...
April	7,641	170	22.2	12	...	...	...	...	...	...	...	...	1	...	...	8	...	...	...	...	1	...	...
May	7,563	190	25.1	15	...	...	...	...	...	...	...	2	1	...	...	3	...	...	1	...	3	...	...
June	7,667	215	28.0	11	...	...	...	...	...	1	...	...	...	...	...	3	...	...	...	...	...	...	...
July	7,759	325	41.9	7	...	...	...	...	...	...	...	...	...	...	...	3	...	...	...	...	1	1	1
August	7,758	533	71.3	22	...	...	...	...	1	3	...	4	...	...	...	...	...	4	1	...	5	...	4
September	7,778	298	38.2	46	...	...	...	...	3	1	1	23	5	...	...	5	...	1	...	...	4	...	3
October	7,713	589	76.4	59	...	...	...	...	5	1	...	25	3	...	...	3	...	6	...	...	10	...	3
November	7,083	483	68.3	69	...	...	...	...	2	2	...	34	2	...	...	...	1	...	...	...	8	2	2
December	7,006	490	69.9	33	...	...	...	...	5	...	...	11	2	...	...	8	...	6	...	...	1	...	...
						...	...	...	27	12	3	109	31	1	...	64	1	30	3	...	40	8	23
Died per 1,000 of the Average Strength.																							
For the year	7,596	331	43.7	352	46.40	...	...	...	5.14	.40	18.45	.13	...	...	8.44	.13	3.96	.40	...	5.27	1.05	3.03	...

CAUSES OF ADMISSIONS.	NUMBER OF ADMISSIONS INTO HOSPITAL IN EACH MONTH.												Total Admitted during the Year.	Admitted per 1,000 of Strength.	Died out of each hundred cases treated.
	Jan.	Feb.	March.	April.	May.	June.	July.	Aug.	Sept.	Oct.	Nov.	Dec.			
Cholera	...	...	...	...	...	...	...	...	...	...	...	...	...	...	...
Smallpox	...	...	...	1	...	...	...	...	...	...	...	...	2	3	...
Enteric Fever	...	...	...	...	...	...	...	...	...	...	...	...	...	...	...
Fever, Intermittent	129	75	84	100	169	139	364	770	605	623	340	192	3,779	488.2	71
Fever, Remittent and Continued	1	2	1	4	6	3	4	8	10	12	4	1	56	7.4	21.63
Apoplexy	...	1	...	...	...	...	...	...	2	...	...	...	4	5	75.00
Dysentery	14	13	5	8	16	9	34	109	191	76	51	47	573	75.5	147.5
Diarrhoea	41	23	13	27	22	24	38	63	47	40	18	20	376	49.6	33.33
Hepatitis	...	...	...	1	...	...	...	...	1	...	...	...	18	2.4	...
Spleen Disease	1	...	...	...	...	3	...	...	1	...	...	...	38	5.0	...
Respiratory Diseases	33	20	27	62	26	27	29	8	11	25	36	38	332	43.7	19.28
Phthisis Pulmonalis	1	3	...	1	3	3	2	1	3	9	11	7	44	5.8	68.18
Dropsy	...	...	...	1	...	...	1	...	...	...	...	...	3	4	100.00
Atrophy and Anæmia	21	8	19	11	3	5	9	...	11	...	15	17	133	17.5	30.07
Scurvy	...	...	...	...	...	...	...	...	...	...	...	...	...	...	...
Rheumatism	6	6	6	7	10	6	...	11	3	10	...	7	90	11.9	...
Veneral Diseases	4	8	9	13	11	12	8	4	6	9	3	9	100	13.2	...
Eye Diseases	3	4	6	11	16	8	13	7	6	9	4	3	90	11.9	...
Abscess and Ulcer	40	60	79	65	87	93	60	40	40	50	57	45	749	98.7	1.99
Wounds and Accidents	14	17	35	28	44	23	23	26	13	14	10	17	258	34.0	...
All other Causes	25	28	27	34	27	39	37	32	20	15	22	12	318	41.9	...
	333	277	314	358	441	391	837	1,101	967	912	588	406	6,928		
Admitted per 1,000 of the Average Strength in each Month.															
	47.9	37.9	41.9	46.9	58.3	51.4	108.0	141.9	124.3	118.2	77.3	53.0	913.3		

# JAILS OF THE BENGAL PRESIDENCY, 1874.

## VII.

*TABLE showing the SICKNESS and MORTALITY among the JAIL POPULATION in the PUNJAB during the Year 1874, and the prevalence of the principal Diseases in each Month of the Year.*

MONTHS.	Average Strength.	Average Number Daily Sick.	Number Daily Sick per 1,000 of Strength.	Number of Deaths.	Died per 1,000 of Strength.	CAUSES OF DEATH.																	
						Cholera.	Smallpox.	Enteric Fever.	Fever, Intermittent.	Fever, Remittent and Continued.	Apoplexy.	Dysentery.	Diarrhoea.	Hepatitis.	Spleen Disease.	Respiratory Diseases.	Heart Diseases.	Phthisis Pulmonalis.	Dropsy.	Scurvy.	Atrophy and Anæmia.	Wounds and Accidents.	All other Causes.
January	14,637	496	33.2	99	...	...	...	...	1	12	...	11	9	1	1	42	1	1	...	...	1	...	19
February	14,665	435	29.7	56	...	...	...	...	15	...	...	3	4	...	...	17	...	1	1	...	...	...	11
March	14,697	419	29.1	42	...	...	...	...	11	...	...	12	1	...	...	18	...	12	...	...	...	...	5
April	14,614	435	29.8	23	...	...	...	...	8	...	...	1	...	...	...	3	...	3	1	...	...	...	5
May	14,246	440	30.9	37	...	...	...	...	9	...	...	1	3	1	1	8	...	1	...	...	...	...	10
June	14,334	436	30.4	35	...	...	...	...	3	...	...	3	1	...	...	10	...	...	...	...	...	...	9
July	14,480	381	26.3	15	...	...	...	...	1	...	...	1	1	...	...	5	...	...	...	...	...	...	1
August	14,714	457	31.1	14	...	...	...	...	1	...	...	...	...	...	...	...	...	...	...	...	...	...	1
September	14,852	576	38.8	31	...	...	...	...	4	1	...	5	4	...	...	...	...	3	...	...	...	...	3
October	14,946	782	52.3	36	...	...	...	...	9	...	...	6	4	...	...	10	...	1	...	...	...	...	3
November	14,828	745	50.2	37	...	...	...	...	1	6	...	4	5	...	...	16	1	...	1	...	...	...	3
December	14,696	428	29.1	44	...	...	...	...	2	...	...	7	6	...	...	20	...	1	...	...	...	...	6
						...	1	...	23	75	4	46	40	2	2	158	3	14	5	...	13	9	74
Died per 1,000 of the Average Strength.																							
For the year	14,619	502	34.3	469	32.08	...	07	...	6.70	27	5.88	14	14	10.81	21	96	34	...	89	61	5.06		

CAUSES OF ADMISSIONS.	NUMBER OF ADMISSIONS INTO HOSPITAL IN EACH MONTH.												Total Admitted during the Year.	Admitted per 1,000 of Strength.	Died out of each hundred cases treated.									
	Jan.	Feb.	March.	April.	May.	June.	July.	Aug.	Sept.	Oct.	Nov.	Dec.												
Cholera	...	...	...	...	...	...	...	...	...	...	...	...	...	...	...	...	...	...	...	...	...	...	...	...
Smallpox	...	...	...	...	1	...	...	...	1	...	...	...	...	2	1	...	...	...	...	...	...	...	...	50.00
Enteric Fever	...	...	...	...	...	...	...	...	...	...	...	...	...	...	...	...	...	...	...	...	...	...	...	...
Fever, Intermittent	261	175	282	415	483	354	446	1,075	1,239	1,909	929	485	8,053	550.9	...	...	...	...	...	...	...	...	...	28
Fever, Remittent and Continued	109	138	171	122	98	61	43	36	90	29	29	22	539	61.2	...	...	...	...	...	...	...	...	...	8.00
Apoplexy	...	...	...	...	...	9	5	2	...	1	2	...	19	1.3	...	...	...	...	...	...	...	...	...	21.05
Dysentery	78	38	29	54	60	39	29	54	62	83	64	64	654	44.8	...	...	...	...	...	...	...	...	...	7.15
Diarrhoea	38	33	36	53	63	49	51	43	61	48	49	43	549	37.6	...	...	...	...	...	...	...	...	...	13.38
Hepatitis	2	...	...	...	1	3	...	...	1	...	1	1	13	9	...	...	...	...	...	...	...	...	...	15.38
Spleen Disease	10	11	7	12	10	16	8	10	14	17	19	10	144	9.8	...	...	...	...	...	...	...	...	...	1.40
Respiratory Diseases	196	97	99	54	75	90	51	41	50	51	148	185	1,137	77.8	...	...	...	...	...	...	...	...	...	13.90
Phthisis Pulmonalis	2	3	3	6	3	2	2	3	9	2	1	1	37	2.5	...	...	...	...	...	...	...	...	...	37.84
Dropsy	4	3	8	1	3	...	5	4	4	2	2	2	38	2.6	...	...	...	...	...	...	...	...	...	13.16
Atrophy and Anæmia	8	4	5	8	8	10	9	11	9	8	6	6	92	6.2	...	...	...	...	...	...	...	...	...	14.13
Scurvy	...	2	2	1	...	...	3	2	2	...	2	...	14	1.0	...	...	...	...	...	...	...	...	...	...
Rheumatism	23	24	22	25	25	22	21	17	21	11	13	17	241	16.5	...	...	...	...	...	...	...	...	...	...
Veneral Diseases	10	14	23	21	18	25	14	25	16	17	21	15	219	15.0	...	...	...	...	...	...	...	...	...	...
Eye Diseases	4	8	13	28	24	15	20	18	14	12	17	8	185	12.7	...	...	...	...	...	...	...	...	...	...
Abscess and Ulcer	137	117	115	147	124	155	179	177	155	160	81	107	1,594	109.0	...	...	...	...	...	...	...	...	...	1.98
Wounds and Accidents	23	37	46	56	77	43	69	52	48	32	33	40	556	38.0	...	...	...	...	...	...	...	...	...	...
All other Causes	131	142	149	149	192	168	124	119	103	125	71	73	1,546	105.8	...	...	...	...	...	...	...	...	...	...
	1,942	846	1,012	1,152	1,265	1,946	1,081	1,690	1,902	2,438	1,479	1,079	16,602											
Admitted per 1,000 of the Average Strength in each Month.																								
	71.2	57.6	70.2	78.8	88.8	72.9	74.6	114.8	128.1	163.1	99.8	73.4	1096.7											



# JAILS OF THE BENGAL PRESIDENCY, 1874.

## VIII.

COMPARATIVE STATEMENT of the RATIOS of SICKNESS and MORTALITY among the JAIL POPULATION of the various PROVINCES of the BENGAL PRESIDENCY.

			RATIO PER 1,000 OF THE AVERAGE STRENGTH.						
			Bengal Proper and Assam.	Gangetic Provinces and Oude.	Central Provinces (excluding Saugor and Jubbulpore).	Agro and Central India.	Rohilkhand and Meerut.	Punjab.	BENGAL PRESIDENCY.
I.—AVERAGE DAILY SICK-RATE OF EACH MONTH.									
January	...	...	38.4	29.1	28.5	29.3	22.5	33.2	29.6
February	...	...	36.1	22.9	35.4	23.5	19.1	29.7	27.4
March	...	...	37.3	24.2	37.9	22.4	18.7	29.3	28.0
April	...	...	38.6	24.6	38.0	22.4	22.2	29.8	29.2
May	...	...	38.6	22.4	31.9	22.4	25.1	30.9	28.7
June	...	...	37.9	27.8	36.1	22.8	25.0	30.4	28.9
July	...	...	40.1	27.1	37.2	27.9	41.9	26.3	32.0
August	...	...	43.5	32.0	54.2	42.1	71.3	31.1	40.1
September	...	...	42.8	30.7	57.8	48.9	76.9	35.8	42.2
October	...	...	41.9	32.0	50.9	56.0	76.4	52.3	45.6
November	...	...	41.0	27.3	45.2	47.6	63.5	50.2	40.9
December	...	...	40.9	24.3	43.5	38.3	43.0	29.1	33.8
AVERAGE OF THE YEAR			39.8	26.4	42.1	33.3	43.7	34.3	34.0
II.—COMPOSITION OF THE ADMISSION-RATE OF THE YEAR.									
Cholera	...	...	22.6	3.7	...	...	...	...	6.7
Smallpox	...	...	7	6.5	...	8	3	1	2.5
Fever	...	...	524.7	296.5	455.2	343.3	505.6	615.1	415.3
Apoplexy	...	...	6	3	1.6	4	5	1.3	7
Dysentery and Diarrhoea	...	...	400.9	171.1	169.4	102.1	125.1	87.4	107.3
Hepatitis	...	...	1.4	9	2.1	1.4	4	9	1.0
Spleen Diseases	...	...	16.1	5.0	6.5	2.2	2.4	9.8	8.2
Respiratory Diseases	...	...	37.0	29.3	40.5	59.7	43.7	77.8	45.0
Phthisis Pulmonalis	...	...	7.2	2.9	8	2.6	5.8	2.8	4.1
Dropsy	...	...	12.1	1.6	4	4	4	2.6	4.0
Atrophy and Anæmia	...	...	24.6	12.6	22.1	8.8	17.5	6.2	14.7
Scurvy	...	...	3.0	1.3	25.0	1.8	...	1.0	2.3
Rheumatism	...	...	31.2	15.0	25.5	13.2	11.9	16.5	19.0
Veneral Diseases	...	...	20.7	13.6	21.7	14.8	15.2	15.0	15.9
Eye Diseases	...	...	12.6	11.9	18.8	17.0	11.9	12.7	12.5
Abscess and Ulcer	...	...	91.6	97.7	25.8	137.0	98.7	109.0	106.7
Injuries	...	...	44.0	51.3	50.7	38.7	34.0	38.9	41.2
All other Causes	...	...	161.1	68.2	50.1	97.3	41.9	105.8	97.8
ADMISSION-RATE OF THE YEAR			1412.1	788.5	1191.0	841.4	913.3	1096.7	1027.9
III.—COMPOSITION OF THE DEATH-RATE OF THE YEAR.									
Cholera	...	...	7.50	2.04	...	...	...	...	7.48
Smallpox	...	...	12	4.3	...	...	...	...	1.9
Fever	...	...	4.50	1.85	1.63	80	5.14	6.79	3.72
Apoplexy	...	...	39	1.6	...	...	...	...	3.1
Dysentery and Diarrhoea	...	...	20.57	19.70	16.36	12.78	18.45	5.88	16.38
Hepatitis	...	...	...	12	...	...	...	...	1.1
Spleen Disease	...	...	7.1	4.7	...	...	...	...	3.7
Respiratory Diseases	...	...	5.02	3.57	3.68	5.39	8.44	10.81	6.02
Heart Diseases	...	...	30	1.6	1.23	4.0	1.3	2.1	2.5
Phthisis Pulmonalis	...	...	5.67	1.37	4.1	1.00	3.96	3.6	2.51
Dropsy	...	...	1.89	7.8	4.1	...	...	...	8.5
Atrophy and Anæmia	...	...	2.06	2.30	4.49	3.20	5.27	8.9	2.37
All other Causes	...	...	5.25	4.20	4.51	5.19	4.08	5.67	4.34
DEATH RATE OF THE YEAR			52.14	37.65	33.13	28.06	40.40	32.08	39.00
DIED OUT OF EACH HUNDRED CASES TREATED.									
IV.—MORTALITY RELATIVE TO THE NUMBER TREATED.									
Cholera	...	...	33.07	5.117	...	...	...	...	37.29
Smallpox	...	...	18.18	6.02	...	...	...	59.09	7.37
Intermittent Fever	...	...	4.3	20	...	...	71	28	3.5
Remittent and Continued Fevers	...	...	15.12	10.04	23.07	18.18	21.43	8.00	10.25
Apoplexy	...	...	1000.0	4.14	...	...	59.00	21.05	45.83
Dysentery and Diarrhoea	...	...	5.13	11.51	9.61	12.52	14.55	7.15	8.28
Hepatitis	...	...	4.17	13.61	29.00	...	33.33	15.38	16.81
Spleen Disease	...	...	4.78	9.45	...	...	...	1.40	4.59
Respiratory Diseases	...	...	13.43	12.17	9.09	9.03	19.28	13.90	13.36
Phthisis Pulmonalis	...	...	79.34	46.47	59.09	38.46	48.18	37.81	61.09
Dropsy	...	...	15.09	48.74	...	...	100.00	13.16	21.11
Atrophy and Anæmia	...	...	8.41	17.50	29.37	36.36	30.07	14.13	16.15



# JAILS OF THE BENGAL PRESIDENCY, 1874.

## IX.

TABLE showing the GENERAL STATISTICS of SICKNESS and MORTALITY in the JAILS of the BENGAL PRESIDENCY and the AVERAGE NUMBER DAILY SICK in each MONTH.

STATIONS.	Average Strength for the Year.	DAILY SICK PER 1,000 OF AVERAGE STRENGTH IN EACH MONTH.												Daily Sick per 1,000 of Average Strength for the Year.	Admitted into Hospital per 1,000 of Average Strength.	DIED PER 1,000 OF AVERAGE STRENGTH.		
		Jan.	Feb.	Mar.	Apr.	May.	June.	July.	Aug.	Sept.	Oct.	Nov.	Dec.			A. Cholera.	B. All other Causes.	C. All Causes.
Presidency (Natives) ...	1,049	547	482	589	532	521	423	509	554	603	612	418	438	515	30820	95	2574	2669
Alipore ...	2,561	425	405	461	499	439	429	541	583	548	560	530	560	498	18542	235	3411	3646
Baraset ...	197	838	945	990	1061	1244	1162	1015	1171	1000	1020	693	979	1015	12182	...	8122	8122
Jessore ...	493	739	694	599	428	465	439	404	410	378	458	341	334	475	19892	...	3924	3924
Kishnaghur ...	332	321	252	357	383	297	300	297	240	237	185	346	187	271	6897	692	3912	3614
Moonsheebund ...	476	105	177	120	289	329	313	209	207	434	196	257	216	252	6911	1681	2521	4202
Hoghly ...	480	811	650	552	604	574	602	659	617	907	641	568	523	667	26146	6042	5900	11942
Burdwan ...	335	284	300	164	290	168	291	231	316	256	300	282	393	282	12112	...	5670	5070
Barsoorah ...	234	207	245	318	222	251	226	156	170	312	198	284	127	214	5883	855	3419	4274
Purulia ...	228	93	79	151	221	252	316	290	303	281	295	291	204	210	5990	...	4202	4202
Scoree ...	304	479	429	448	423	462	422	755	898	523	421	476	356	626	19145	2961	2961	5922
Rajmahal ...	46	556	402	495	361	455	588	356	696	556	417	883	1200	435	13178	...	4348	4348
Deoghar and Sub-divs. ...	112	94	...	127	204	91	144	312	312	129	227	78	159	160	6339	...	1786	1786
Malda ...	70	556	323	337	295	488	297	735	317	260	196	400	556	429	12000	...	1429	1429
Dinapore ...	596	357	289	319	236	312	354	300	234	168	257	301	314	285	7892	...	5369	5369
Rajshahye ...	847	245	242	236	245	167	200	209	270	294	186	130	128	201	5591	472	2362	2834
Rungpore ...	496	1018	823	688	561	845	955	626	626	711	713	761	575	746	14254	403	15726	16129
Bogra ...	152	493	222	216	355	359	306	273	312	417	110	139	268	263	9277	...	6579	6579
Mymensingh ...	470	319	249	239	359	336	328	334	267	302	615	593	344	333	13267	667	12222	12889
Palna ...	172	307	375	543	564	493	437	452	680	426	544	494	573	465	23779	...	3488	3488
Furteedpore ...	351	270	200	267	213	196	117	194	295	306	338	578	593	270	12588	...	2426	2426
Backergunge ...	481	343	309	412	458	512	504	434	411	552	589	610	560	457	11663	1040	7098	8108
Noacolly ...	196	412	355	260	314	163	193	377	464	383	270	417	292	306	14898	...	3961	3961
Chittagong ...	221	278	324	376	282	369	405	388	310	397	349	308	144	317	10995	...	4525	4525
Tipperah ...	579	148	112	107	165	136	213	176	129	181	228	263	224	179	8366	...	3584	3584
Dacca ...	595	368	504	494	438	379	421	238	320	293	368	338	239	353	7479	336	2917	2953
Sylhet ...	342	418	319	559	514	542	347	469	574	397	364	336	265	439	16000	...	2632	2632
Shillong ...	46	1000	976	930	1000	952	976	638	1132	1176	890	385	182	870	10000	...	8696	8696
Cachar ...	109	1200	741	522	592	563	268	426	583	783	588	702	804	642	23302	917	3670	4587
Gowalpora ...	115	642	396	476	348	430	619	465	569	630	678	493	508	522	23478	1739	7826	9565
Gowhaty ...	122	376	355	147	296	379	476	579	280	273	385	661	278	328	13605	...	4918	4918
Seelgaung ...	99	598	690	526	312	430	400	490	543	259	381	275	364	505	23333	...	...	...
Nowong ...	71	122	244	244	250	366	380	147	323	597	169	179	213	282	11127	1408	1408	2816
Tezpur ...	187	593	729	609	745	952	957	914	1094	1123	990	632	756	856	37914	2674	3208	5882
Debroogur ...	73	556	604	594	921	1558	1290	1290	1449	1111	676	746	769	959	26438	2740	15905	17805
Midnapore ...	1,280	178	186	187	248	268	332	354	285	238	259	276	324	266	11102	1016	5156	6172
Balassore ...	175	118	168	118	217	210	289	345	543	368	468	427	373	286	10857	...	3429	3429
Cuttack ...	267	397	405	341	333	179	205	327	336	251	217	230	167	262	8539	...	1873	1873
Pooree ...	107	128	299	247	208	199	192	265	388	221	148	76	163	187	9346	...	...	...
Monghyr ...	375	61	32	65	92	82	103	130	244	201	123	122	170	133	4480	...	2933	2933
Bhaugulpore, Central... District...	827	193	127	120	165	155	170	251	394	376	432	560	705	290	7509	323	2418	5441
" "																		



STATIONS.	Average Strength for the Year.	DAILY SICK PER 1,000 OF AVERAGE STRENGTH IN EACH MONTH.												Daily Sick per 1,000 of Average Strength for the Year.	Admitted into Hospital per 1,000 of Average Strength.	DIED PER 1,000 OF AVERAGE STRENGTH.		
		Jan.	Feb.	Mar.	Apr.	May.	June.	July.	Aug.	Sept.	Oct.	Nov.	Dec.			A. Cholera.	B. All other Causes.	C. All Causes.
Banda	371	412	415	299	277	285	317	380	291	322	642	535	250	377	17520	...	5391	5391
Allahabad, Central District	2,148	491	331	347	341	273	241	311	287	179	192	188	135	265	3492	...	2374	2374
"	100	113	147	112	101	126	123	137	195	135	121	96	165	125	2757	125	2750	2875
	25,482	351	229	242	246	228	228	271	320	307	320	273	213	264	7885	204	3501	3705
Sambhalpore	73	109	235	274	154	139	132	260	260	133	182	...	164	137	6713	...	2740	2740
Raepore	445	498	553	607	684	462	372	467	1111	1239	1068	987	1066	764	13798	...	6742	6742
Belaspore	61	119	159	...	435	263	417	294	...	385	161	...	294	156	4375	...	4688	4688
Munda	43	...	270	...	...	294	811	278	517	517	702	400	214	465	13488	...	...	...
Seonee	122	240	339	288	341	233	189	196	165	265	235	132	260	246	7787	...	3279	3279
Chindwarra	95	154	159	441	309	536	289	385	357	345	769	211	204	316	9789	...	1033	1033
Baitool	109	...	183	283	128	...	202	370	541	163	229	246	231	183	8899	...	...	...
Nursingpore	120	185	138	136	159	93	175	206	288	185	268	198	410	167	7834	...	3833	3833
Hoshungabad	172	295	270	305	230	235	189	227	282	296	382	395	360	291	8256	...	3488	3488
Nimar	80	692	813	476	652	750	652	549	1216	916	1129	870	759	750	26375	...	2500	2500
Sehore	58	385	556	781	667	345	667	1061	1061	833	1333	1111	1333	862	26297	...	3448	3448
Nagpore	850	280	354	397	311	263	387	309	389	555	565	351	216	365	11718	...	2353	2353
Bandhara	57	441	363	323	417	590	667	408	227	455	490	392	377	351	8772	...	5263	5263
Wardah	64	...	143	...	139	156	135	588	363	175	185	345	167	156	15937	...	...	...
Chanda	75	357	196	179	286	378	541	455	638	494	455	326	417	800	14574	...	4900	4900
	2,445	285	354	379	380	310	361	372	542	578	599	452	435	421	11910	...	3313	3313
Jubbulpore	905	93	23	46	110	42	43	193	339	418	699	650	594	254	6121	...	4129	4129
Dumoh	65	183	368	472	597	317	625	256	671	...	1351	1220	612	462	12923	...	4945	4945
Saugor	245	698	599	452	575	588	493	550	927	1000	1451	673	591	694	21661	...	3265	3265
Lalitpore	145	318	194	293	315	70	145	142	429	783	563	667	552	345	10621	...	...	...
Jhansi	233	133	225	156	259	287	213	229	147	148	255	190	159	215	3618	...	3863	3863
Ajmere	363	378	394	426	493	560	557	595	610	515	512	514	324	496	14628	...	1635	1635
Muttra	218	212	142	75	89	45	115	242	270	282	308	270	317	193	7889	...	1835	1835
Agra, Central District	2,292	295	234	225	211	222	213	257	497	559	569	452	388	332	6998	...	2661	2661
	542	318	282	285	369	243	235	269	439	290	351	270	187	295	9064	...	2583	2583
	5,607	313	235	224	254	224	228	279	421	489	560	476	383	333	8114	...	2896	2896
Etawah	275	164	227	129	202	39	36	145	118	138	79	...	33	109	4691	...	2182	2182
Meerut	438	124	129	94	95	116	143	145	170	205	362	206	164	160	5036	...	2055	2055
Etah	229	278	513	352	183	149	141	125	243	370	1915	725	151	358	12580	...	717	717
Allypore	532	297	217	185	199	236	198	200	390	524	987	393	203	320	10864	...	1692	1692
Bolundshahur	193	106	104	43	44	113	163	300	607	1118	1925	2172	1263	667	17333	...	8205	8205
Shahjehanpore	285	683	495	333	318	358	363	336	375	451	375	374	346	386	8070	...	4561	4561
Budaon	335	146	59	188	313	292	236	188	209	268	222	98	90	197	4479	...	282	282
Bareilly, Central District	1,692	131	118	111	128	121	120	165	297	245	237	210	239	175	5257	...	4931	4931
	646	190	111	101	117	122	114	113	144	154	110	186	199	139	4613	...	2912	2912
Moradabad	397	80	109	106	95	103	144	51	94	122	99	48	82	191	3274	...	1098	1098
Almorah	149	407	273	328	244	379	214	342	295	263	268	182	181	286	8214	...	4286	4286
Bijnore	201	119	173	106	296	214	123	95	185	175	296	101	99	147	8137	...	490	490
Deyrah	76	...	125	128	125	123	...	...	...	...	...	...	...	...	1447	...	...	...
Saharanpore	291	327	293	289	271	433	668	519	588	499	380	454	379	395	1924	...	1316	1316
Muzaffernagur	143	143	130	155	76	69	292	252	136	127	435	256	294	219	6014	...	3196	3196
Meerut, Central District	1,223	282	195	272	445	576	750	1383	2533	2754	2164	1893	1559	10091	...	12837	12837	
	491	513	415	322	321	338	389	842	1018	1889	1594	1357	1069	951	18093	...	5166	5166
	7,586	225	191	187	222	251	280	419	713	769	764	635	630	437	9133	...	4640	4640
Delhi	338	284	298	284	229	235	267	286	369	383	422	280	258	296	7130	...	8580	8580
Georagan	129	339	234	395	265	393	269	429	647	669	776	463	427	348	17299	...	2326	2326
Rohituck	177	114	61	103	297	240	209	242	359	359	269	192	331	226	14011	...	565	565
Hissar	240	87	94	44	84	169	163	196	314	331	369	165	80	167	9641	...	833	833
Sirsa	233	150	149	191	157	280	354	330	227	401	594	294	327	277	9614	...	1976	1976
Karnaul	292	104	52	44	88	163	160	149	253	287	255	204	149	149	6188	...	980	980
Umballa	697	111	107	71	45	115	122	90	222	237	84	29	30	190	4702	...	2009	2009
" Gangat Roopar	1,855	596	455	264	303	371	395	365	488	442	956	1319	308	517	18827	...	3991	3991
Loodianah	281	297	176	194	219	268	194	189	290	251	326	239	369	248	6879	...	1063	1063
Jullundur	397	194	115	122	150	134	129	130	121	95	119	156	169	126	3904	...	594	594
Ferozepore	374	74	58	29	85	101	190	56	79	78	72	64	45	80	3369	...	892	892
Umrutur	662	249	234	269	381	498	288	198	354	431	325	177	78	287	13293	...	3172	3172
Lahore, Central District	2,293	463	448	451	354	456	575	485	637	699	963	1022	622	677	14384	...	5197	5197
" Female Jail	182	481	426	372	432	331	492	270	698	889	895	581	385	495	16299	...	2747	2747
Sealkote	485	584	263	659	927	841	678	343	414	705	632	601	395	619	11752	...	296	296
Dharmasalla	147	409	195	327	467	307	311	345	444	455	368	216	276	310	13197	...	2941	2941
Goordaspore	297	34	36	...	34	69	160	62	67	74	165	157	35	67	3991	...	1683	1683
Gojranwalla	260	137	151	122	171	190	195	197	143	231	173	135	75	119	3969	...	1890	1890
Gograt	261	...	...	...	49	...	43	87	40	193	73	37	37	38	1418	...	383	383
Shahpur	277	268	152	144	149	143	85	195	417	447	167	186	192	289	9170	...	1444	1444
Jhelum	287	171	171	268	252	245	256	121	137	220	363	255	145	209	9512	...	349	349
Montgomery	490	104	186	219	126	165	117	189	169	226	386	410	295	294	7837	...	1020	1020
Mooltan	755	191	64	106	124	61	69	58	83	95	255	181	291	119	4092	...	2232	2232
Jhang	318	137	290	129	114	38	38	106	108	123	253	161	163	157	5346	...	2201	2201
Dera Ghazee Khan	386	101	144	93	137	137	132	155	310	545	397	250	213	207	14330	...	1554	1554
Dera Ismael Khan	595	270	159	117	226	364	455	411	412	571	699	459	397	387	12574	...	4252	4252
Kohat	139	340	297	184	295	221	294	233	316	195	164	192	216	3699	...	5626	5626	
Bannoo	105	947	696	2892	1720	638	342	250	526	242	678	632	654	755	25833	...	14151	14151
Rawalpindie	815	1079	1027</															



# JAILS OF THE BENGAL PRESIDENCY, 1874.

## X.

TABLE showing the *RATIO* in which the *PRINCIPAL DISEASES* have contributed to make up the *ADMISSION-RATE* of the *YEAR* in the *JAIL HOSPITALS* of the *BENGAL PRESIDENCY*.

STATIONS.	Average Strength for the Year.	ADMITTED INTO HOSPITAL PER 1,000 OF AVERAGE STRENGTH.											Admitted per 1,000 of the Average Strength from all Causes.	
		Cholera.	Fever, Intermittent.	Fever, Remittent and Continued.	Dysentery & Diarrhoea.	Hepatitis.	Spleen Disease.	Respiratory Diseases.	Phthisis Pulmonalis.	Dropsy.	Atrophy and Anæmia.	Scurvy.		All other Causes.
Presidency (Natives)	1,049	29	1038.1	...	11029	19	105	438	29	19	190	...	8608	30829
Alipore	2,551	67	5280	129	7268	...	94	227	78	24	698	20	4657	18542
Barasat	197	...	3198	355	3807	51	152	660	812	102	558	152	2335	12182
Jessore	463	...	6890	151	2678	...	281	346	...	...	194	65	9287	19892
Kishnaghat	332	151	2199	60	1898	30	60	271	30	...	60	30	2018	6807
Moorshedabad	476	714	3172	84	609	42	252	252	63	...	42	...	1681	6911
Hooghly	480	1792	5917	83	8417	...	229	167	208	354	146	...	8833	20146
Burdwan	355	...	7268	...	3282	...	197	84	28	84	84	...	2085	12112
Rancoorah	234	85	3291	85	214	...	...	256	43	...	312	43	1624	5985
Parulia	238	294	5120	210	1681	...	...	462	42	...	42	...	1639	9790
Sooree	304	592	8224	...	2928	...	197	526	...	...	66	33	6579	19145
Rajmahal	46	...	5013	...	1522	...	652	435	...	...	...	...	2826	13478
Deoghur and Sub-divisions	112	89	2947	...	1096	...	...	89	...	...	89	...	1429	6339
Malda	70	...	3119	...	2714	...	857	...	143	143	428	...	4286	12000
Dinapore	596	...	3893	...	1091	17	33	554	33	101	33	17	1030	7802
Rajshahye	847	118	1936	47	1417	...	106	83	...	71	319	35	1169	5301
Bungpore	496	101	3145	1351	4032	...	101	242	302	2581	282	...	2137	14254
Bogra	152	...	3684	132	2829	...	132	132	...	...	526	...	1842	9277
Mymensingh	450	133	3689	45	6711	...	111	800	222	45	200	22	1289	13267
Pulna	172	...	11511	58	2916	58	756	465	58	58	...	...	8199	23779
Furreedpore	371	...	7790	135	889	...	...	270	108	...	27	...	3369	12588
Backergunge	481	270	5322	62	4075	21	249	187	21	...	21	...	1435	11663
Noacoli	196	51	8827	...	2755	...	357	204	51	...	204	...	2449	14888
Chittagong	221	...	2044	45	814	...	...	543	91	271	45	...	2172	10965
Tipperah	279	...	4516	...	932	...	323	681	72	36	...	...	1756	8316
Dacca	595	50	2009	336	1176	17	101	555	134	17	17	...	3076	7479
Sylhet	342	58	4035	263	2982	29	88	673	58	29	88	468	8129	16930
Shillong	46	...	1937	...	1957	...	...	455	...	...	1739	217	3695	10090
Cachar	309	183	11284	183	4128	...	92	459	...	...	92	...	8881	23902
Gowalpara	115	174	8783	698	6174	...	...	522	...	87	608	87	6435	23478
Gowhaty	122	328	5574	...	5090	...	82	656	...	246	492	164	1393	13935
Seebangor	99	...	11919	404	7879	...	...	101	...	101	202	...	2727	23333
Nowzong	71	141	4225	141	2554	...	704	282	...	141	563	...	2676	11127
Toripore	187	321	9519	107	12834	428	2353	4171	...	107	214	53	7807	37914
Debrooghur	73	274	11370	...	7397	...	822	1644	...	...	137	...	4794	26438
Midnapore	1,780	313	6680	86	2727	...	23	141	55	23	148	8	898	11102
Balasore	175	...	5943	...	1829	171	...	286	...	...	114	...	2514	19857
Cuttack	267	...	3321	75	2997	...	37	412	...	37	...	...	2360	8539
Pooree	107	...	2991	...	1495	...	...	187	...	...	93	...	4580	9316
Monghyr	375	53	1280	374	1093	...	53	267	...	...	213	...	1147	4480
Bhugulpore, Central District	827	1004	1342	172	1935	...	61	239	48	48	157	36	2636	7509
Purneah	294	953	5170	...	2823	...	34	374	...	...	396	170	3129	12959
Julporee	378	...	1243	...	1799	79	291	370	106	27	132	...	1984	6031
Darjeeling	137	...	2044	219	6423	...	73	292	73	219	219	...	2066	12928
	51	...	4510	...	8824	...	392	980	...	392	784	...	3726	19698
	16,922	226	5109	134	4009	14	161	370	72	121	246	30	3629	14121
Chyebassa	79	...	7468	380	4819	...	...	...	...	...	...	...	4684	17342
Ranchee	247	...	2996	...	1903	41	41	292	...	...	121	...	2024	7369
Hazareebaugh	1,161	26	4492	164	1154	...	34	250	...	34	52	241	2420	8777
Gyah	564	248	7181	35	8067	18	319	106	53	532	18	...	4557	21152
Patna	488	46	3195	23	2511	...	23	46	23	23	228	...	2123	8151
Dhree Ghât (Working Gang)	756	26	5781	26	2713	26	...	304	79	106	106	...	2672	11838
Arrah	391	...	1074	26	3401	...	26	1611	153	26	153	26	1816	8312
Chumpran	216	309	1713	128	5946	...	...	509	...	278	463	...	2454	12590
Mourierpore	565	17	2215	84	2072	...	50	252	...	34	202	...	2553	8191
Chuprah	397	176	1914	76	3803	...	101	126	25	...	76	...	1387	7884
Ghatpore	508	...	268	33	686	...	67	234	...	...	33	...	1104	2425
... Temporary (7 months)	361	...	1025	...	1246	28	55	166	28	...	...	...	1925	3573
Beneas, Central District	1,757	...	4391	46	1525	...	80	176	23	...	68	...	3785	9994
...	551	...	5136	...	1579	...	145	163	18	...	...	...	3594	10635
Mirzapore	220	...	3591	45	1818	...	...	273	...	...	...	...	4000	9727
Azimghur	518	...	2413	...	811	...	39	39	...	19	174	...	2548	6043
Jomppore	402	...	2886	...	3930	...	75	299	...	...	547	...	3109	10846
Goruckpore	877	559	3022	114	5804	23	205	445	45	23	296	...	4219	14755
Bustee	528	...	3068	57	5330	...	182	492	...	19	216	...	3409	12973
Gondah	653	15	8477	46	1271	...	107	245	...	46	15	...	3660	8882
Baraich	314	...	541	127	255	127	...	...	...	...	64	...	1019	2133
Fyzabad	848	...	1686	...	1098	...	35	389	...	...	83	...	1109	5690
Sultanpore	446	...	1435	90	471	...	...	112	22	...	...	...	1009	3139
Rae Bareilly	961	...	2133	115	1072	...	31	406	83	10	302	...	1665	5817
Pertabghur, Old	233	...	9571	3262	2146	...	1030	129	...	...	687	...	12446	29571
... New	459	...	8715	784	3355	22	...	1089	...	...	153	22	7821	21981
Hurdul	288	...	1783	70	429	70	...	385	35	...	...	...	1468	4231
Kherree	261	...	1073	...	383	...	153	307	38	...	191	...	1686	3831
Lucknow, Central District	1,506	11	1263	6	594	11	40	125	40	11	147	...	968	3126
Seetapore	1,010	...	2297	...	1703	...	20	139	79	10	298	...	1049	5095
Nawabgunj	779	...	1155	...	745	38	...	180	...	...	13	26	2285	4442
Omas	516	...	1512	...	504	...	...	116	19	...	...	...	2868	5019
	277	36	3105	253	650	...	36	253	144	36	72	...	3393	7678
Humeerpore	280	...	3286	36	821	...	179	107	...	...	500	...	2285	7214
Orise	296	...	3300	49	534	...	...	49	49	...	...	49	1504	5534
Futteghur, Central District	1,163	...	2829	17	413	9	...	817	20	...	17	...	5090	9218
	419	...	1885	74	286	...	...	72	...	...	...	...	1766	4633



STATIONS.	Average Strength for the Year.	ADMITTED INTO HOSPITAL PER 1,000 OF AVERAGE STRENGTH.											Admitted per 1,000 of the Average Strength from all Causes.	
		Cholera.	Fever, Intermittent.	Fever, Remittent and Continued.	Dysentery & Diarrhoea.	Hepatitis.	Spleen Disease.	Respiratory Disease.	Phthisis Pulmonalis.	Dropsy.	Atrophy and Anæmia.	Scurvy.		All other Causes.
Cawnpore	382	...	301.0	...	102.1	...	2.6	18.3	2.6	...	2.6	...	185.9	61.51
Fatehpore	392	2.5	403.1	15.3	99.5	...	5.1	17.9	...	2.5	5.1	...	288.3	83.93
Banda	371	...	835.6	...	22.7	...	35.0	72.8	...	2.7	2.7	...	579.5	175.20
Allahabad, Central	2,148	...	133.9	...	42.4	5	9	10.3	5	9	9	...	156.9	349.2
" District	800	1.2	47.5	1.2	53.8	1.2	2.5	22.5	7.5	...	10.0	1.3	125.0	273.7
	25,482	37	286.6	9.8	171.1	9	5.0	29.3	2.9	1.6	12.6	1.3	263.7	788.5
Sambalpur	73	...	312.5	...	95.9	...	...	13.7	...	...	...	...	219.2	671.3
Raipur	445	...	412.7	13.5	258.4	2.3	6.7	11.2	...	...	71.9	22.5	550.6	1379.8
Belaspore	64	...	31.3	...	171.9	...	15.6	...	...	...	15.6	...	203.1	437.5
Munda	43	...	96.0	...	69.5	...	...	...	...	...	...	...	372.0	1348.8
Seonee	122	...	377.0	24.6	98.4	...	8.2	123.0	...	...	8.2	...	139.3	77.87
Chindwarra	95	...	273.7	...	178.9	...	10.5	63.2	10.5	...	10.5	...	431.6	978.9
Baitool	109	...	22.1	...	302.8	...	...	82.6	...	...	36.7	...	247.7	889.9
Narsinghpore	120	...	400.0	16.7	65.7	...	...	41.7	...	...	16.7	...	241.6	783.4
Hoshangabad	172	...	267.4	...	157.0	...	...	29.1	5.8	...	...	...	366.3	825.6
Nimar	80	...	110.0	...	262.5	37.5	12.5	2.0	...	...	...	25.0	117.0	1617.5
Schore	58	...	122.1	...	5.0	...	17.3	129.7	...	...	...	...	758.6	2629.7
Nagpur	850	...	482.4	...	94.1	1.2	7.1	49.0	...	1.2	8.2	47.6	490.0	1171.8
Bandhara	57	...	127.8	35.1	79.2	...	...	52.6	...	...	...	...	596.5	877.2
Wardah	64	...	375.0	...	375.0	...	...	15.6	...	...	48.9	...	781.2	159.77
Chanda	75	...	529.9	...	299.0	...	26.7	49.0	...	...	26.7	...	560.0	1433.4
	2,445	...	449.9	5.3	169.4	2.1	6.5	49.5	8	4	22.1	25.9	469.0	1191.9
Jubbulpore	905	...	251.9	...	164.6	...	...	49.9	...	...	16.6	...	138.1	612.1
Damoh	65	...	169.2	...	151.9	...	...	...	...	...	...	...	569.2	1292.3
Saugor	245	...	1004.1	44.9	183.7	...	4.1	28.5	...	...	8.2	...	83.6	2100.1
Lalitpur	145	...	519.3	6.9	69.0	6.9	13.8	55.2	...	6.9	27.6	...	365.5	1062.1
Jhansi	233	...	107.3	4.3	34.3	...	8.6	8.6	...	...	17.2	...	184.5	364.8
Ajmere	363	...	553.0	13.8	93.7	...	5.5	88.2	2.7	2.7	5.5	5.5	672.2	1462.8
Munira	218	...	509.0	...	41.3	...	...	18.3	...	...	22.9	...	200.4	788.9
Agra, Central	2,292	...	271.0	1.7	79.9	2.6	1.7	67.2	4.4	...	4.8	2.6	264.8	699.8
" District	542	...	274.9	...	119.9	...	...	191.5	3.7	...	1.8	1.8	442.8	946.4
	5,007	...	338.9	4.4	162.1	1.4	2.2	59.7	2.6	4	8.8	1.8	319.1	841.4
Etawah	275	...	200.7	10.9	54.6	...	3.6	32.7	...	...	3.6	...	160.0	469.1
Mynpoorie	438	...	331.6	2.3	45.7	...	6.8	31.2	2.3	...	2.3	...	148.4	593.6
Etah	279	...	727.6	14.3	17.9	...	3.6	25.1	...	...	11.3	...	453.2	1258.0
Aligarh	532	...	684.2	33.8	124.1	...	5.6	24.4	...	...	7.5	...	208.8	1066.4
Bolundshahr	105	...	1476.9	15.4	123.1	...	5.1	15.4	...	...	...	...	9.4	1733.3
Shahjehanpore	285	...	210.5	3.5	189.5	...	...	19.5	3.5	...	7.0	...	382.5	807.0
Budaun	355	...	185.2	16.9	319.0	...	...	31.0	...	...	5.6	...	228.2	447.9
Bareilly, Central	1,092	...	266.6	...	121.1	6	...	42.5	13.7	6	22.5	...	116.1	525.7
" District	644	...	263.9	...	71.2	...	...	23.2	7.7	16	18.6	...	133.1	461.3
Moradabad	397	...	98.2	...	15.1	...	2.5	19.1	12.6	...	5.0	...	183.9	327.4
Almorah	149	...	250.0	7.1	114.1	7.1	7.1	59.0	...	...	...	...	385.9	821.4
Bijnore	394	...	289.2	9.8	33.9	...	...	39.2	...	...	4.9	...	416.7	813.7
Deyrah	76	...	26.3	...	26.3	...	13.1	...	...	...	...	...	65.8	144.7
Saharunpore	364	...	148.0	...	46.1	3.3	3.3	26.3	3.3	...	...	...	562.5	792.8
Muzaffernagar	143	...	209.8	21.0	99.9	...	34.9	21.0	...	...	...	...	223.8	691.4
Meerut, Central	1,223	...	1917.4	8.2	308.3	...	...	97.3	7.3	8	36.0	...	193.8	1699.1
" District	494	...	1315.8	8.1	154.8	...	...	78.9	...	...	48.6	...	257.1	1860.3
	7,506	...	498.2	7.4	125.1	4	2.4	43.7	5.8	4	17.5	...	212.4	913.3
Delhi	338	...	426.0	11.8	115.4	...	...	23.7	3.0	5.9	...	...	127.2	713.0
Georagon	129	...	869.5	7.7	139.5	...	...	77.5	...	...	...	...	635.7	1720.9
Hoshnabad	177	...	751.4	...	141.2	5.7	11.5	16.9	...	...	...	...	474.6	1401.1
Hissar	249	...	759.0	16.7	37.5	12.5	20.8	29.1	4.2	...	...	...	83.5	954.1
Sirsa	233	...	407.1	...	87.0	...	7.9	78.0	...	...	...	...	383.4	964.4
Karnaul	302	...	282.2	...	19.8	...	84.2	59.4	...	...	...	...	1.32	618.8
Umballa	697	...	374.5	...	41.6	1.4	1.4	18.7	1.4	7.2	7.2	...	25.8	479.2
" Gang at Roopar	1,875	...	1048.1	102.9	99.7	1.1	6.9	34.7	5	12.3	4.3	5	570.7	1882.7
Lodiana	282	...	280.1	...	120.6	...	10.6	10.6	...	...	14.2	...	271.8	687.9
Jullundar	397	...	149.1	...	39.2	...	2.5	12.6	2.5	2.5	...	...	191.0	399.4
Ferozepore	374	...	128.3	18.7	21.4	...	...	2.7	...	...	5.4	...	169.4	336.9
Unrisur	662	...	818.7	3.0	81.1	...	9.1	52.9	4.5	...	7.6	...	356.4	1339.4
Lahore, Central	2,393	...	732.5	37.6	97.4	8	20.1	111.6	5.8	1.3	5.0	1.3	392.0	1438.4
" Female Jail	182	...	133.0	65.9	138.4	...	41.0	...	...	...	...	11.0	313.2	1620.9
Sialkote	445	...	284.5	2.1	69.0	...	6.3	80.4	4.1	...	39.9	2.1	694.9	1175.2
Dharmasalla	147	...	71.5	...	224.5	...	8.2	34.9	...	...	6.8	...	308.1	1319.7
Gurdaspore	297	...	215.5	...	7.4	...	3.4	39.3	...	...	33.7	...	5.8	34.6
Gujranwala	500	...	21.0	26.0	143.0	...	2.0	64.0	6.0	...	...	...	80.0	346.0
Gojrat	261	...	61.3	...	19.2	...	...	7.7	...	...	...	...	33.6	141.8
Shahpore	277	...	794.0	...	39.7	...	...	39.7	...	3.6	7.2	...	122.8	917.0
Jhelum	287	...	167.9	...	163.8	...	7.0	34.8	...	...	13.9	7.0	156.8	931.2
Montgomery	490	...	392.0	...	59.2	...	4.1	200.0	...	...	...	...	218.4	783.7
Mooltan	755	...	231.7	2.6	39.7	...	4.0	42.4	1.3	...	1.3	...	66.2	499.2
Jhang	318	...	267.6	...	81.8	...	...	163.8	3.1	...	3.1	...	135.2	534.6
Dera Ghazee Khan	386	...	823.8	...	106.2	...	18.1	23.3	2.6	2.6	13.0	...	453.4	1432.0
Dera Ismael Khan	595	...	6.67	48.7	65.5	1.7	3.4	215.1	6.7	1.7	11.8	3.4	32.7	1287.4
Kohat	139	...	338.1	...	93.5	...	14.9	57.6	21.6	...	...	...	36.7	920.9
Bannu	106	...	811.3	792.5	281.0	...	9.4	198.1	...	...	18.9	...	481.1	1594.3
Rawalpindie	835	...	112.6	325.7	51.5	3.6	10.8	189.7	...	1.2	8.4	1.2	101.2	968.9
Peshawar	542	...	778.6	107.0	86.7	...	5.5	86.7	...	...	1.9	3.7	345.0	1415.1
	14,619	...	559.9	64.2	82.4	9	9.8	77.8	2.5	2.6	6.2	1.0	288.4	1066.7
BENGAL PRESIDENCY	72,090	67	478.3	29.9	107.3	1.0	8.2	45.0	4.1	4.0	14.7	2.3	299.4	1027.9



## JAILS OF THE BENGAL PRESIDENCY. 1874.

XI.

TABLE showing the PREVALENCE of CHOLERA in each MONTH and the DISTRIBUTION of the DISEASE by STATIONS and PROVINCES.

STATIONS.	Average Strength for the Year.	NUMBER OF ADMISSIONS INTO HOSPITAL IN EACH MONTH.												Total Admissions of the Year.	Admitted per 1,000 of Average Strength.	Total Deaths of the Year.	Died per 1,000 of Average Strength.
		Jan.	Feb.	Mar.	April.	May.	June.	July.	Aug.	Sept.	Oct.	Nov.	Dec.				
Presidency (Native)	1,049			1	1			1						3		1	
Aizpore	2,551		8	7			2							17		6	
Bharat	197																
Jessore	463																
Kishanganj	335	1		1	1						1	1		5		2	
Moorshedabad	476			1	25	1	2	2	2	1		1		34		8	
Howrah	39																
Serampore	40																
Hootchy	480		1	8		3			74					86		29	
Burdwan	355																
Rancoorah	234	1						1						2		2	
Purulia	238		1					4	2					7			
Ramorgunge	19																
Soorie	304			1			1	16						18		9	
Rajmahal and Pakour	46																
Dograhat and Sub-Divisions	112			1										1			
Maldah	70																
Dinapore	596																
Rajahmundry	817				1	1	6						2	10		4	
Rungpoor	496			3		1			1					5		2	
Ilograha	1-2																
Mymensingh	450						4				1	1		6		3	
Pubna	172																
Faredipore	371																
Backergunge	481	2		3	1						4	3		13		5	
Nondoli	196				1									1			
Chittagong	221																
Tippurah	279																
Dacca	595							1				1	1	3		2	
Sylhet	342							3						3			
Shillong	46																
Cachar	169				1								1	2		1	
Naga Hills	9																
Gawalpara	115							1					1	2		2	
Gowhatty	122				1	3								4			
Seaboard	89																
Nowgong	71											1		1		1	
Tozaoe	187							3	1	2				6		5	
Dohroghar	73					1			1					2		2	
Midnapore	1,280		1	1	9	1	13	7	2	1	1	3	1	40		13	
Balasore	175																
Cuttack	267																
Poorce	197																
Monghyr	375								2					2			
Bhadrupore, Central District	827			3		1	1	19	7	46	6			83		25	
" District	294					1		13	11	1	2			28		5	
Purneah	378																
Jalpigoree	137																
Darjeeling	51																
	16,922	4	11	39	41	13	33	66	29	126	15	10	6	384	226	197	730
Chyebassa	79																
Ranchee	247													1		1	
Huairerebang (Natives)	1,161		1		1				1		13			3		1	
Uyah	561					1								14		7	
Pitna	438							2						2		1	
Dohree Ghat	266			1								1		2		1	
Arrah	391																
Chumporan	216																
Mozufferpore	595						3	3	4	1				11		9	
Chuprah	397			2	1				4					7		1	
Ghazepore	598																
" Temporary (7 Months)	361																
Benares, Central District	1,757																
" District	551																
Mirzapore	229																
Azimghar	518																
Joannpore	492																
Goruckpore	877									25	5	18	1	49		29	
Buxtee	518																
Gondah	653										1			1			
Barnaich	314								4								
Fyzabad	888																
Sultanpore	446																
Rae Bareilly	961																
Pertabghar (Old Jail)	233																
" (New Jail)	459																
Hurdai	286																
Kherce	261																
Lucknow, Central District	1,796					1	1							2			
" District	1,030																
Seetapore	779																
Nawabgunge	516																
Oonao	277							1						1			
Humeaspore	280																
Oraie	206																
Futteghur, Central District	1,163																
" District	419																



STATIONS.	Average Strength for the Year.	NUMBER OF ADMISSIONS INTO HOSPITAL IN EACH MONTH.												Total Admissions of the Year.	Admitted per 1,000 of Average Strength.	Total Deaths of the Year.	Died per 1,000 of Average Strength.
		Jan.	Feb.	Mar.	April.	May.	June.	July.	Aug.	Sept.	Oct.	Nov.	Dec.				
Cawnpore	382	...	...	...	...	...	...	...	...	...	...	...	...	...	...	...	...
Fatehpore	392	...	...	...	...	1	...	...	...	...	...	...	...	1	...	...	...
Banda	371	...	...	...	...	...	...	...	...	...	...	...	...	...	...	...	...
Allahabad, Central District	2,148	...	...	...	...	...	...	...	...	...	...	...	...	...	...	...	...
"	300	...	...	...	...	...	...	...	...	...	...	...	1	1	...	1	...
	25,482	...	1	3	2	3	4	6	9	41	6	19	2	96	3.7	52	2.04
Sambulpore	73	...	...	...	...	...	...	...	...	...	...	...	...	...	...	...	...
Raepore	445	...	...	...	...	...	...	...	...	...	...	...	...	...	...	...	...
Belaspore	64	...	...	...	...	...	...	...	...	...	...	...	...	...	...	...	...
Mundla	43	...	...	...	...	...	...	...	...	...	...	...	...	...	...	...	...
Seonee	122	...	...	...	...	...	...	...	...	...	...	...	...	...	...	...	...
Chindwara	95	...	...	...	...	...	...	...	...	...	...	...	...	...	...	...	...
Baitool	109	...	...	...	...	...	...	...	...	...	...	...	...	...	...	...	...
Narsingpore	129	...	...	...	...	...	...	...	...	...	...	...	...	...	...	...	...
Hoshungabad	172	...	...	...	...	...	...	...	...	...	...	...	...	...	...	...	...
Nimar	80	...	...	...	...	...	...	...	...	...	...	...	...	...	...	...	...
Sehore	58	...	...	...	...	...	...	...	...	...	...	...	...	...	...	...	...
Nagpore	859	...	...	...	...	...	...	...	...	...	...	...	...	...	...	...	...
Bandhara	67	...	...	...	...	...	...	...	...	...	...	...	...	...	...	...	...
Wardah	64	...	...	...	...	...	...	...	...	...	...	...	...	...	...	...	...
Chanda	75	...	...	...	...	...	...	...	...	...	...	...	...	...	...	...	...
Sircacha	19	...	...	...	...	...	...	...	...	...	...	...	...	...	...	...	...
	2,445	...	...	...	...	...	...	...	...	...	...	...	...	...	...	...	...
Jubbulpore	905	...	...	...	...	...	...	...	...	...	...	...	...	...	...	...	...
Dumoh	65	...	...	...	...	...	...	...	...	...	...	...	...	...	...	...	...
Saugor	245	...	...	...	...	...	...	...	...	...	...	...	...	...	...	...	...
Lullatpore	145	...	...	...	...	...	...	...	...	...	...	...	...	...	...	...	...
Jhansi	233	...	...	...	...	...	...	...	...	...	...	...	...	...	...	...	...
Ajmere	363	...	...	...	...	...	...	...	...	...	...	...	...	...	...	...	...
Muttra	218	...	...	...	...	...	...	...	...	...	...	...	...	...	...	...	...
Agra, Central District	2,292	...	...	...	...	...	...	...	...	...	...	...	...	...	...	...	...
"	542	...	...	...	...	...	...	...	...	...	...	...	...	...	...	...	...
	5,007	...	...	...	...	...	...	...	...	...	...	...	...	...	...	...	...
Etawah	275	...	...	...	...	...	...	...	...	...	...	...	...	...	...	...	...
Mynpooria	438	...	...	...	...	...	...	...	...	...	...	...	...	...	...	...	...
Erah	279	...	...	...	...	...	...	...	...	...	...	...	...	...	...	...	...
Allyghur	532	...	...	...	...	...	...	...	...	...	...	...	...	...	...	...	...
Bolundshur	195	...	...	...	...	...	...	...	...	...	...	...	...	...	...	...	...
Shahjehanpore	285	...	...	...	...	...	...	...	...	...	...	...	...	...	...	...	...
Badaon	3 5	...	...	...	...	...	...	...	...	...	...	...	...	...	...	...	...
Bareilly, Central District	1,692	...	...	...	...	...	...	...	...	...	...	...	...	...	...	...	...
"	646	...	...	...	...	...	...	...	...	...	...	...	...	...	...	...	...
Moradabad	395	...	...	...	...	...	...	...	...	...	...	...	...	...	...	...	...
Almorah	149	...	...	...	...	...	...	...	...	...	...	...	...	...	...	...	...
Dehra	76	...	...	...	...	...	...	...	...	...	...	...	...	...	...	...	...
Bijnore	294	...	...	...	...	...	...	...	...	...	...	...	...	...	...	...	...
Saharunpore	301	...	...	...	...	...	...	...	...	...	...	...	...	...	...	...	...
Muzaffernugur	143	...	...	...	...	...	...	...	...	...	...	...	...	...	...	...	...
Meerut, Central District	1,223	...	...	...	...	...	...	...	...	...	...	...	...	...	...	...	...
"	491	...	...	...	...	...	...	...	...	...	...	...	...	...	...	...	...
	7,586	...	...	...	...	...	...	...	...	...	...	...	...	...	...	...	...
Delhi	338	...	...	...	...	...	...	...	...	...	...	...	...	...	...	...	...
Goorgaon	129	...	...	...	...	...	...	...	...	...	...	...	...	...	...	...	...
Rehtuck	177	...	...	...	...	...	...	...	...	...	...	...	...	...	...	...	...
Hissar	290	...	...	...	...	...	...	...	...	...	...	...	...	...	...	...	...
Sira	253	...	...	...	...	...	...	...	...	...	...	...	...	...	...	...	...
Kurnaul	202	...	...	...	...	...	...	...	...	...	...	...	...	...	...	...	...
Umballa	697	...	...	...	...	...	...	...	...	...	...	...	...	...	...	...	...
Roopar	1,875	...	...	...	...	...	...	...	...	...	...	...	...	...	...	...	...
Loodhiana	282	...	...	...	...	...	...	...	...	...	...	...	...	...	...	...	...
Jullundur	397	...	...	...	...	...	...	...	...	...	...	...	...	...	...	...	...
Ferozepore	374	...	...	...	...	...	...	...	...	...	...	...	...	...	...	...	...
Unrisur	662	...	...	...	...	...	...	...	...	...	...	...	...	...	...	...	...
Lahore, Central District	2,384	...	...	...	...	...	...	...	...	...	...	...	...	...	...	...	...
"	182	...	...	...	...	...	...	...	...	...	...	...	...	...	...	...	...
Shalkote	485	...	...	...	...	...	...	...	...	...	...	...	...	...	...	...	...
Dharmasalla	187	...	...	...	...	...	...	...	...	...	...	...	...	...	...	...	...
Goordaspore	297	...	...	...	...	...	...	...	...	...	...	...	...	...	...	...	...
Gojranwalla	600	...	...	...	...	...	...	...	...	...	...	...	...	...	...	...	...
Gojrat	261	...	...	...	...	...	...	...	...	...	...	...	...	...	...	...	...
Shahpore	277	...	...	...	...	...	...	...	...	...	...	...	...	...	...	...	...
Jhelum	287	...	...	...	...	...	...	...	...	...	...	...	...	...	...	...	...
Montgomery	490	...	...	...	...	...	...	...	...	...	...	...	...	...	...	...	...
Mooltan	755	...	...	...	...	...	...	...	...	...	...	...	...	...	...	...	...
Jhang	318	...	...	...	...	...	...	...	...	...	...	...	...	...	...	...	...
Dera Ghazee Khan	381	...	...	...	...	...	...	...	...	...	...	...	...	...	...	...	...
Dera Ismael Khan	493	...	...	...	...	...	...	...	...	...	...	...	...	...	...	...	...
Kohat	139	...	...	...	...	...	...	...	...	...	...	...	...	...	...	...	...
Bannoo	106	...	...	...	...	...	...	...	...	...	...	...	...	...	...	...	...
Rawalpindoe	825	...	...	...	...	...	...	...	...	...	...	...	...	...	...	...	...
Peshawar	542	...	...	...	...	...	...	...	...	...	...	...	...	...	...	...	...
	14,639	...	...	...	...	...	...	...	...	...	...	...	...	...	...	...	...
BENGAL PRESIDENCY	72,960	4	12	33	43	16	37	72	38	167	21	29	8	480	6.7	179	2.48



# JAILS OF THE BENGAL PRESIDENCY, 1874.

## XII.

TABLE showing the MORTALITY in each JAIL, the CAUSES of DEATHS, and the RATIO of DEATHS to STRENGTH.

JAILS.	Average Strength for the Year.	CAUSES OF DEATHS.														Total Deaths of the Year.	DIED FOR 1,000 OF THE AVERAGE STRENGTH.			
		Cholera.	Smallpox.	Fever.	Apoplexy.	Dysentery and Diarrhoea.	Hepatitis.	Spleen Disease.	Respiratory Diseases.	Heart Disease.	Phthisis Pulmonalis.	Erapopy.	Scurvy.	Atrophy and Anæmia.	Wounds and Accidents.		All other Causes.	A. Cholera.	B. All other Causes.	C. All Causes.
Presidency	1,049	1	...	1	1	6	...	...	8	1	...	...	1	...	1	28	95	25.74	26.69	
Alipore	2,551	6	...	8	...	39	...	...	9	...	13	...	...	1	4	93	2.35	34.11	36.46	
Baraset	197	...	...	...	...	6	...	...	1	...	...	...	...	...	...	16	...	81.22	81.2	
Jessore	463	...	...	3	...	5	...	...	1	...	...	...	...	...	...	14	...	30.24	30.2	
Kishnaghar	332	...	...	1	...	4	...	...	...	...	...	...	...	...	...	12	6.01	30.12	30.14	
Moorsheadabad	476	9	...	2	...	4	...	...	...	...	...	...	...	...	3	20	16.81	25.21	42.02	
Howrah	39	...	1	...	...	...	...	...	...	...	...	...	...	...	...	1	...	25.64	25.64	
Serampore	40	...	...	...	...	1	...	...	...	...	...	...	...	...	...	1	...	25.00	25.00	
Hooghly	480	29	...	2	...	14	...	...	1	...	6	1	...	...	1	53	69.42	50.00	110.42	
Bardwan	355	...	...	...	...	11	...	1	1	...	1	...	...	...	...	18	...	50.70	50.70	
Bancoorah	231	2	...	...	1	2	...	...	2	...	1	1	...	1	1	10	8.53	34.19	42.74	
Purulia	238	...	...	1	...	5	...	...	...	...	1	...	...	...	...	10	...	42.02	42.02	
Raneegunge	19	...	...	...	...	...	...	...	...	...	...	...	...	...	...	...	...	...	...	
Sooree	304	9	...	...	...	4	...	...	2	...	...	...	...	1	...	18	29.61	29.61	59.22	
Rajmehal	46	...	...	1	...	...	...	...	...	...	...	...	...	...	1	2	...	43.48	43.48	
Deoghur and Sub-Divisions	112	...	...	...	...	2	...	...	...	...	...	...	...	...	...	2	...	17.86	17.86	
Malda	70	...	...	...	...	...	...	...	...	...	...	...	...	...	1	1	...	14.29	14.29	
Dinapore	596	...	...	10	...	11	...	1	8	...	...	1	...	...	...	32	...	53.69	53.69	
Rajshahye	847	4	...	6	2	5	...	1	1	...	1	...	1	1	1	24	4.71	23.62	28.34	
Rangpore	496	2	...	4	...	24	...	...	3	1	21	20	...	...	1	4	80	4.03	157.26	161.29
Bogra	152	...	...	2	...	3	...	1	1	...	1	...	...	2	...	10	...	65.79	65.79	
Mymensingh	450	3	...	1	1	27	...	...	13	...	6	2	...	2	1	2	58	6.67	122.22	128.89
Pubna	172	...	...	2	...	...	...	1	1	...	1	1	...	...	...	6	...	34.88	34.88	
Furzedpore	371	...	1	4	...	1	...	...	1	...	1	...	...	...	1	9	...	24.26	24.26	
Backergunge	481	5	...	7	...	29	...	3	1	...	1	1	...	1	...	39	10.40	70.68	81.08	
Noncolly	196	...	...	...	...	3	...	...	...	...	...	...	...	2	...	6	...	30.61	30.61	
Chittagong	221	...	...	...	...	1	...	...	4	...	3	1	...	1	...	10	...	45.25	45.25	
Tipperah	279	...	...	1	...	1	...	...	3	...	...	1	...	2	...	10	...	35.84	35.84	
Dacca	595	2	...	...	...	5	...	...	2	...	4	1	...	...	2	14	3.36	29.17	32.53	
Sylhet	342	...	...	1	1	4	...	...	2	...	...	1	...	...	1	9	...	26.32	26.32	
Shillong	46	...	...	...	...	...	...	...	...	...	...	...	...	2	...	4	...	86.96	86.96	
Cachar	109	1	...	1	...	1	...	...	...	...	...	...	...	...	...	5	9.17	36.70	45.87	
Gowalpara	115	2	...	...	2	1	...	...	...	...	...	...	...	...	1	2	11	17.39	78.26	95.65
Gowhaty	122	...	...	...	...	2	...	...	2	...	...	...	...	1	1	6	...	49.18	49.18	
Seelmaugur	59	...	...	...	...	...	...	...	...	...	...	...	...	...	...	...	...	...	...	
Nowgong	71	1	...	...	...	...	...	...	1	...	...	...	...	...	...	2	14.08	14.08	28.16	
Tezpur	185	2	...	...	...	6	...	...	...	...	...	...	...	...	...	11	26.74	32.08	58.82	
Debrooghur	73	...	...	...	...	...	...	1	2	...	...	...	...	...	...	13	27.69	150.68	178.08	
Midnapore	1,280	13	...	7	...	37	1	...	4	...	8	...	...	7	...	79	16.18	51.56	61.72	
Balasore	175	...	...	...	...	5	...	...	...	...	...	...	...	...	1	6	...	34.29	34.29	
Cuttack	267	...	...	...	...	2	...	...	1	...	1	...	...	...	...	5	...	18.73	18.73	
Pooree	107	...	...	...	...	...	...	...	...	...	...	...	...	...	...	...	...	...	...	
Monghyr	375	...	...	1	1	4	...	1	...	...	1	...	...	2	...	11	...	29.33	29.33	
Bhaugulpore, Central District	827	25	...	1	1	12	...	...	2	...	3	1	...	...	...	45	39.23	24.18	54.41	
Purneah	294	5	...	...	...	6	...	...	...	...	1	...	...	...	1	15	17.01	34.91	51.92	
Jalpigoree	378	...	...	1	...	15	...	2	2	...	...	...	...	3	...	24	...	63.49	63.49	
Darjeeling	157	...	...	4	...	28	...	...	2	...	1	2	...	...	1	38	...	277.37	277.37	
	51	...	...	...	...	2	...	...	...	...	...	...	...	...	1	3	...	58.82	58.82	
	16,922	127	2	76	10	248	1	12	85	5	96	32	1	35	14	40	884	7.30	44.74	52.24
Chyebassa	79	...	...	...	...	2	...	...	...	...	...	...	...	...	1	3	...	37.97	37.97	
Ranchee	247	1	...	...	...	3	...	...	1	...	...	...	...	2	1	9	4.05	32.39	36.44	
Hazareebaugh	1,161	1	1	5	...	15	...	...	3	...	...	1	1	1	1	29	...	24.12	24.98	
Gyrah	564	7	...	1	...	84	...	...	2	...	3	1	...	...	...	98	12.41	161.35	173.76	
Patna	438	1	...	2	...	13	...	1	...	2	1	1	...	1	...	22	2.49	47.94	50.23	
Dehree Ghat working gang	756	1	1	1	...	17	...	...	1	...	...	3	...	...	...	3	27	1.32	34.39	35.71
Arrah	391	...	...	...	...	6	...	...	...	...	3	1	...	...	1	13	...	33.25	33.25	
Chumpran	216	9	...	...	...	19	...	...	2	...	...	3	...	...	...	33	41.67	111.11	152.78	
Moruffepore	585	1	...	2	...	38	...	1	3	...	2	...	...	5	...	61	1.68	100.84	102.42	
Choprah	397	1	...	1	...	14	...	...	1	...	...	...	...	1	...	19	2.52	45.34	47.86	
Ghazepore	598	...	...	...	...	7	...	...	1	...	...	2	...	2	2	4	...	39.10	39.10	
Ghazepore, temporary (7 months)	361	...	...	1	...	8	...	...	3	...	1	...	...	...	...	13	...	36.01	36.01	
Benares, Central District	1,757	...	...	3	...	27	...	...	6	...	5	...	...	2	...	45	...	25.61	25.61	
Mirzapore	531	...	...	1	...	3	...	...	2	...	1	1	...	...	...	9	...	16.33	16.33	
Azimghar	518	...	3	...	...	6	...	...	...	...	...	...	...	...	...	7	...	31.82	31.82	
Jounpore	492	...	2	...	...	15	...	...	1	...	...	...	...	1	...	8	...	15.44	15.44	
Goruckpore	877	29	...	3	...	90	2	8	11	1	3	2	...	8	...	27	...	67.16	67.16	
Bustee	528	...	...	1	...	33	...	1	5	...	...	1	...	6	...	51	...	150.31	183.58	
Gondah	653	...	1	4	...	42	...	...	4	...	...	...	...	2	...	13	...	19.91	19.91	
Baraich	314	...	...	1	...	2	...	1	...	...	...	1	...	...	...	5	...	15.92	15.92	
Fyzabad	848	...	...	2	...	7	...	...	1	...	1	...	...	...	...	11	...	12.97	12.97	
Sultampur	446	...	...	2	...	2	...	...	1	...	...	...	...	...	...	5	...	11.21	11.21	
Rae Bareilly	961	...	...	1	...	3	...	...	9	...	2	1	...	2	...	19	...	19.77	19.77	
Pertabghur, Old	233	...	...	1	...	42	...	...	2	...	3	1	...	...	1	10	...	42.92	42.92	
New	459	...	...	2	...	...	...	...	...	...	...	...	1	...	...	4	...	8.71	8.71	
Hurdul	286	...	...	...	...	1	...	...	2	...	...	...	...	...	1	5	...	17.48	17.48	
Kherree	261	...	...	...	...	...	...	...	1	...	...	...	...	2	...	4	...	15.32	15.32	
Lucknow, Central District	1,766	...	...	1	1	11	...	...	...	...	3	1	...	4	...	6	27	...	15.29	15.29
Sectapore	779	...	...	...	...	4	...	...	2	...	...	...	...	1	...	17	...	16.83	16.83	
Nawabgunge	516	...	...	...	...	4	...	...	...	...	1	...	...	...	...	12	...	10.27	10.27	
Onao	277	...	...	...	...	...	...	...	...	...	1	...	...	...	...	1	...	23.25	23.25	



JAILS.	Average Strength for the Year.	CAUSES OF DEATHS.														Total Deaths of the Year.	DIED PER 1,000 OF THE AVERAGE STRENGTH.			
		Cholera.	Smallpox.	Fever.	Apoplexy.	Dysentery and Diarrhoea.	Hepatitis.	Spleen Disease.	Respiratory Diseases.	Heart Diseases.	Phthisis Pulmonalis.	Dropsy.	Scurvy.	Atrophy and Anæmia.	Wounds and Accidents.		All other Causes.	A. Cholera.	B. All other Causes.	C. All Causes.
Hamirpore	280	...	...	...	...	6	...	...	2	...	...	...	...	2	...	2	12	42.86	42.86	
Orak	206	...	...	1	...	...	...	...	1	...	1	...	...	...	...	...	3	14.56	14.56	
Futtehghur, Central	1,163	...	...	3	1	5	...	...	1	...	...	...	...	1	...	2	13	11.18	11.18	
" District	419	...	...	3	...	...	...	...	...	...	...	...	...	...	...	...	6	14.32	14.32	
Cawnpore	382	...	...	...	...	6	...	...	1	...	1	...	...	...	...	...	8	20.94	20.94	
Futtehghur	302	...	...	2	...	2	...	...	2	...	...	...	...	1	1	6	14	35.71	35.71	
Banda	371	...	...	...	...	12	...	...	5	...	...	...	...	2	1	...	20	53.91	53.91	
Allahabad, Central	2,148	...	3	1	...	20	...	...	10	...	1	1	...	...	2	13	51	23.74	23.74	
" District	800	1	...	2	1	10	...	...	4	...	...	...	...	3	...	2	23	27.50	27.50	
	25,482	52	11	47	4	502	3	12	91	4	35	20	2	56	15	90	944	2.04	35.01	37.05
Sunbulpore	73	...	...	...	...	2	...	...	...	...	...	...	...	...	...	...	2	27.40	27.40	
Racpore	445	...	...	...	...	20	...	...	...	...	...	...	2	6	...	2	30	67.42	67.42	
Belaspore	64	...	...	...	...	2	...	...	...	...	...	...	...	...	1	...	3	46.88	46.88	
Musdla	43	...	...	...	...	...	...	...	...	...	...	...	...	...	...	...	None	...	...	
Soane	122	...	...	1	...	2	...	...	1	...	...	...	...	...	...	...	4	32.79	32.79	
Chindwarra	95	...	...	...	...	1	...	...	...	...	...	...	...	...	...	...	1	10.53	10.53	
Baitool	109	...	...	...	...	...	...	...	...	...	...	...	...	...	...	...	None	...	...	
Nursingpore	120	...	...	...	...	1	...	...	...	...	...	...	...	2	...	1	4	33.33	33.33	
Hoshungabad	172	...	...	...	...	2	...	...	1	...	1	...	...	...	...	2	6	34.88	34.88	
Nimar	80	...	...	...	...	1	...	1	...	...	...	...	...	...	...	...	2	25.00	25.00	
Sohore	78	...	...	...	...	2	...	...	...	...	...	...	...	...	...	...	2	31.48	31.48	
Nagpore	850	...	...	1	...	4	...	...	5	3	...	1	...	3	2	1	20	23.53	23.53	
Bandhara	57	...	...	2	...	...	...	...	1	...	...	...	...	...	...	...	3	52.63	52.63	
Wardah	64	...	...	...	...	...	...	...	...	...	...	...	...	...	...	...	None	...	...	
Chanda	75	...	...	...	...	3	...	...	...	...	...	...	...	...	...	...	3	40.00	40.00	
Sironcha	19	...	...	...	...	...	...	...	1	...	...	...	...	...	...	...	1	52.63	52.63	
	2,445	...	...	4	...	40	1	...	9	3	1	1	2	11	3	6	81	33.13	33.13	
Jubbulpore	905	...	...	1	...	17	...	...	...	1	...	...	...	10	...	11*	40	44.20	44.20	
Dumoh	65	...	...	...	...	3	...	...	...	...	...	...	...	...	...	...	3	46.15	46.15	
Saugor	245	...	...	1	...	3	...	...	...	...	...	...	...	...	...	...	8	32.65	32.65	
Lullabpore	145	...	...	...	...	...	...	...	...	...	...	...	...	...	...	...	None	...	...	
Jhansi	233	...	...	...	...	3	...	...	...	...	...	...	...	2	...	4	9	38.63	38.63	
Ajmere	363	...	...	...	...	1	...	...	2	...	...	...	...	...	1	2	6	16.53	16.53	
Muttra	218	...	...	...	...	...	...	...	1	...	...	...	...	3	...	...	4	18.35	18.35	
Agra, Central	2,292	...	...	2	1	29	...	...	18	1	5	...	...	...	1	...	61	26.61	26.61	
" District	542	...	...	...	...	8	...	...	6	...	...	...	...	...	...	...	14	25.83	25.83	
	5,007	...	...	4	1	64	...	...	27	2	5	...	...	16	1	25	145	28.96	28.96	
Etawah	275	...	...	...	...	2	1	...	2	...	...	...	...	...	...	...	6	21.82	21.82	
Mynpoorie	438	...	...	1	...	1	...	...	...	...	2	...	...	...	1	3	9	20.55	20.55	
Etah	279	...	...	...	...	...	...	...	...	...	...	...	...	...	1	1	2	7.17	7.17	
Allyghur	532	...	...	2	1	2	...	...	3	...	...	...	...	...	...	...	9	16.92	16.92	
Bolondshahur	195	...	...	10	...	6	...	...	...	...	...	...	...	...	...	...	16	82.05	82.05	
Shahjehanpore	285	...	...	1	...	4	...	...	3	...	...	...	...	...	1	2	13	45.61	45.61	
Budach	355	...	...	...	1	...	...	...	...	...	...	...	...	...	...	...	1	2.82	2.82	
Bareilly, Central	1,692	...	...	3	1	27	...	...	15	1	11	1	...	19	...	1	79	49.31	49.31	
" District	646	...	...	...	...	2	...	...	4	...	...	1	1	4	...	1	13	20.12	20.12	
Moradabad	397	...	...	...	...	...	...	...	...	...	...	...	...	...	...	...	4	10.08	10.08	
Almorah	149	...	...	3	...	1	...	...	...	...	...	...	...	...	...	...	6	42.86	42.86	
Bijnore	204	...	...	...	...	...	...	...	1	...	...	1	...	...	...	...	1	4.90	4.90	
Dehra	76	...	...	...	...	...	...	...	...	...	...	...	...	...	...	...	None	...	...	
Saharunpore	304	...	...	...	...	...	...	...	...	...	...	...	...	...	1	1	4	13.16	13.16	
Muzaffernugur	143	...	...	...	...	...	...	...	2	...	...	1	...	...	...	1	5	34.96	34.96	
Meerut, Central	1,223	...	...	17	...	85	...	...	23	...	10	...	...	...	3	...	157	128.37	128.37	
" District	494	...	...	2	...	10	...	...	11	...	1	...	...	...	2	...	27	54.66	54.66	
	7,586	...	...	39	3	140	1	...	64	1	30	3	...	40	8	23	352	46.40	46.40	
Delhi	338	...	...	3	...	16	...	...	2	...	1	1	...	2	...	4	29	85.80	85.80	
Gurgaon	129	...	...	1	...	1	...	...	1	...	...	...	...	...	...	...	3	23.26	23.26	
Rhotuck	177	...	...	...	...	1	...	...	...	...	...	...	...	...	...	...	1	5.65	5.65	
Bissar	240	...	...	1	...	...	...	...	1	...	...	...	...	...	...	...	2	8.33	8.33	
Nirra	253	...	...	...	...	3	...	...	1	...	...	...	...	...	...	...	5	19.76	19.76	
Kumaul	292	...	...	...	...	...	...	...	...	...	...	...	...	...	...	...	2	6.85	6.85	
Unbhatta	497	...	...	...	...	...	...	...	1	...	...	...	...	...	...	...	1	20.69	20.69	
" Gang at Roopar	1,875	...	...	16	...	8	...	...	17	...	2	2	...	1	1	1	14	30.93	30.93	
Lodiansah	282	...	...	...	...	...	...	...	1	1	...	...	...	...	...	...	3	10.63	10.63	
Jullundur	397	...	...	...	...	...	...	...	...	...	...	...	...	...	...	...	2	5.04	5.04	
Ferozepore	374	...	...	1	...	1	...	...	...	...	1	...	...	...	...	...	3	8.02	8.02	
Unrisur	662	...	...	...	...	3	...	...	1	...	...	...	...	...	...	...	5	21	31.72	31.72
Lahore, Central	2,310	...	...	13	1	20	...	...	38	...	4	...	...	1	...	31	127	53.07	53.07	
" Female Jail	182	...	...	2	...	3	...	...	...	...	...	...	...	...	...	...	5	27.47	27.47	
Sealkote	485	...	...	...	...	1	...	...	...	...	...	...	...	...	...	...	1	2.06	2.06	
Dharmasalla	147	...	...	1	...	...	...	...	...	...	...	...	...	...	...	...	3	20.41	20.41	
Goordaspore	207	...	...	...	...	...	...	...	2	...	...	...	...	...	...	...	5	16.83	16.83	
Goordaspore	509	...	...	1	1	3	...	...	1	1	1	...	...	...	...	1	9	18.00	18.00	
Goograt	201	...	...	...	...	...	...	...	1	...	1	...	...	...	...	...	1	3.83	3.83	
Shahpore	277	...	...	2	...	1	...	...	...	...	...	...	...	...	...	...	4	14.44	14.44	
Jhelum	287	...	...	...	...	...	...	...	1	...	...	...	...	...	...	...	1	3.49	3.49	
Montgomery	498	...	...	1	...	...	...	...	4	...	...	...	...	...	...	...	5	10.20	10.20	
Mooltan	755	...	...	3	1	2	...	...	8	...	1	...	...	1	...	1	17	22.52	22.52	
Jhang	318	...	1	...	...	1	...	...	4	...	...	...	...	...	1	...	7	22.01	22.01	
Dera Ghazee Khan	386	...	...	1	...	...	...	...	3	...	...	1	...	...	...	1	6	15.54	15.54	
Dera Ismael Khan	595	...	...	4	...	2	...	1	11	1	...	...	...	...	1	5	25	42.02	42.02	
Kohat	139	...	...	...	...	...	...	...	1	...	...	...	...	...	...	...	7	50.36	50.36	
Bannoo	106	...	...	...	...	...	...	...	2	...	4	...	...	...	...	...	15	14.51	14.51	
Rawalpindlee	835	...	...	33	...	...	...	2	1	19	...	...	...	...	...	3	71	85.03	85.03	
Peshawar	542	...	...	6	...	3	...	...	2	...	...	...	...	...	1	...	17	31.37	31.37	
	11,619	...	1	99	4	86	2	2	158	3	14	5	...	13	9	74	4609			



# JAILS OF THE BENGAL PRESIDENCY, 1874.

## XIII.

DETAIL of the ADMISSIONS and DEATHS of the JAIL POPULATION of each PROVINCE.  
(A Summary of the Annual Returns of the Jails of the Presidency.)

CAUSES OF ADMISSIONS AND DEATHS.	BENGAL PROVINCE AND ASSAM.		CHOTA NAGPORE, BENARAS PROVINCE, BENARES, OUDH, AND CANNORE.		CENTRAL PROVINCES (EXCLUDING JUDH- PUR AND SAUGOR).		AGRA AND CENTRAL INDIA.		MEERUT AND ROHILKUND.		PUNJAB.	
	Strength ...	Admissions ...	Strength ...	Admissions ...	Strength ...	Admissions ...	Strength ...	Admissions ...	Strength ...	Admissions ...	Strength ...	Admissions ...
	Deaths ...		Deaths ...		Deaths ...		Deaths ...		Deaths ...		Deaths ...	
	Admitted.	Died.	Admitted.	Died.	Admitted.	Died.	Admitted.	Died.	Admitted.	Died.	Admitted.	Died.
Cholera	378	127	97	52	...	...	...	...	...	...	...	...
Smallpox	10	2	175	11	...	...	4	...	2	...	2	...
Chickenpox	423	...	98	...	14	...	3	...	...	...	...	...
Measles	2	...	16	...	...	...	...	...	1	...	...	...
Mumps	7	...	178	1	1	...	135	...	25	...	12	...
Infuenza	...	...	2	...	...	...	...	...	...	...	1	...
Diphtheria	...	...	1	...	...	...	...	...	...	...	122	16
Pyæmia	...	...	1	...	...	...	...	...	...	...	...	...
Hydrophobia	1	1	...	...	...	...	...	...	...	...	...	...
Erysipelas	9	...	55	7	1	...	15	...	7	...	191	24
Enteric Fever	8	4	10	3	...	...	...	...	...	...	2	...
Intermittent Fever	8,620	37	7,345	19	1,090	1	1,096	...	3,776	27	8,120	23
Remittent and Continued Fevers	235	35	201	25	14	3	22	4	58	12	870	75
Rheumatism, Acute	106	...	122	1	32	...	20	...	11	...	86	1
" Chronic	87	...	57	...	14	...	16	...	13	...	28	...
" Muscular	247	...	133	...	10	...	13	...	6	2	53	...
Leprosy	31	5	20	4	2	...	6	...	...	...	2	...
Elephantiasis	6	...	...	...	...	...	...	...	1	...	16	...
Scurvy	49	1	34	2	60	2	9	...	1	...	25	...
Anæmia	136	...	90	...	4	...	11	...	...	...	...	...
Cancerum Oris	5	4	1	1	...	...	3	3	...	...	...	...
General Dropsy	191	30	23	15	...	...	1	...	...	...	36	5
Cancer	4	3	5	2	...	...	...	...	...	...	...	...
Primary Syphilis	143	...	160	...	30	...	46	...	41	...	54	...
Secondary Syphilis	117	1	101	...	11	...	26	...	33	2	121	1
Phthisis Pulmonalis	118	96	75	35	2	1	12	5	44	30	39	14
Hæmoptysis	61	...	5	...	1	...	2	...	2	...	11	...
Scrofula	11	...	12	...	...	...	7	...	3	...	2	...
Tuberculosis Mesenterica	...	...	...	...	1	1	...	...	...	...	...	...
Myelitis	...	...	1	...	...	...	...	...	...	...	...	...
Encephalitis	...	...	3	4	...	...	...	...	...	...	5	4
Meningitis	1	1	1	1	...	...	...	...	...	...	6	1
Apoplexy	3	3	1	1	...	...	...	...	...	...	2	4
Stroke	9	10	4	4	3	...	1	1	4	3	14	...
Paralysis	2	...	5	...	1	...	1	...	...	...	8	2
Tetanus	6	1	20	6	1	...	6	1	2	...	2	1
Epilepsy	2	3	4	2	...	...	...	...	1	...	18	1
Hysteria	23	1	37	2	4	1	3	1	4	...	1	...
Anæsthesia	1	...	...	...	1	...	...	...	...	...	...	...
Neuralgia	...	...	2	...	...	...	...	...	...	...	...	...
Chorea	63	...	66	...	4	...	12	...	5	...	59	...
Mania	...	...	...	...	...	...	...	...	...	...	2	...
Dementia	69	...	23	...	1	...	2	...	4	...	25	...
Melancholia	10	...	1	...	3	...	1	...	...	...	2	...
Ophthalmia	...	...	3	...	1	...	...	...	...	...	...	...
Impaired Vision	208	...	282	...	44	...	85	...	94	...	184	...
Nystagmus	2	...	5	...	2	...	...	...	...	...	8	...
Otitis	4	...	...	...	...	...	...	...	10	...	58	...
Deafness	62	...	37	...	10	...	12	...	...	...	1	...
Epistaxis	1	...	2	...	...	...	1	...	3	...	5	1
Ozæna	14	...	1	...	1	...	2	1	2	...	2	...
Polypus nasi	...	...	5	...	1	...	1	...	...	...	...	...
Pericarditis	1	...	...	...	...	...	...	...	...	...	...	...
Valve Disease of Heart	2	1	4	3	...	...	1	1	1	1	3	3
Hypertrophy of Heart	6	2	...	...	2	2	...	...	...	...	4	2
Fatty Degeneration of Heart	...	...	4	3	...	...	...	...	1	...	...	1
Aortic Aneurism	2	2	2	1	...	...	...	...	...	...	...	...
Palpitation	1	1	...	...	1	1	...	1	1	...	1	...
Syncope	...	...	...	...	...	...	...	...	...	...	1	...
Varix	...	...	...	...	...	...	...	...	...	...	1	...
Phlebotis	...	...	...	...	...	...	...	...	...	...	...	...
Inflammation of Glands	5	...	1	...	...	...	...	...	...	...	11	...
Gonorrhoea	22	...	8	...	2	...	2	...	4	...	...	...
Laryngitis	1	...	7	1	...	...	...	...	...	...	19	3
Bronchitis	4	1	2	1	...	1	1	1	...	...	420	15
Asthma	300	7	407	17	37	1	111	3	144	13	31	4
Pneumonia	54	3	128	10	10	...	17	...	29	1	372	129
Pleurisy	127	66	130	56	34	6	147	23	116	48	163	7
Gangrene of Lungs	46	5	41	5	12	1	16	...	12	2	...	...
Odontalgia	1	3	...	2	...	...	...	...	...	...	6	...
Stomatitis	1	...	12	...	1	...	3	...	2	...	11	1
Tonsillitis	115	...	4	...	...	...	...	...	1	...	123	...
Gastritis	14	...	32	...	4	...	...	...	30	...	6	...
Enteritis	...	1	1	...	...	...	...	...	...	...	6	1
Peritonitis	2	2	9	8	...	...	2	2	4	4	1	5
Hernia	7	5	9	3	...	...	...	...	2	...	6	1
Ulcus	6	...	5	...	...	...	3	...	1	...	1	2
Stricture of Colon.	...	...	1	2	...	...	...	...	...	...	...	...
Hæmatemesis	...	...	1	1	...	...	...	...	...	...	...	...
Melæna	...	...	2	1	...	1	...	...	...	...	1	...
Dyspepsia	4	2	...	...	...	...	...	...	...	...	...	...
Colic	258	...	162	...	40	...	42	...	68	...	95	...
Constipation	297	...	365	...	67	...	67	...	52	...	252	...
Dysentery	122	...	102	...	2	...	6	...	12	...	173	...
	3,114	279	2,283	380	212	17	433	60	567	108	6,13	46



CAUSES OF ADMISSIONS AND DEATHS.	BENGAL PROPER AND ASSAM.		CHOTA NAGPORE, BHAR PROVINCE, BENARES, OUDH, AND CANNORE.		CENTRAL PROVINCES (INCLUDING JUB- BULPORE AND SAUGOR).		AGRA AND CENTRAL INDIA.		MEERUT AND ROHILKUND.		PUNJAB.	
	Admitted.	Died.	Admitted.	Died.	Admitted.	Died.	Admitted.	Died.	Admitted.	Died.	Admitted.	Died.
Diarrhoea	3,616	69	2,676	122	186	23	78	4	378	31	545	49
Hæmorrhoids	122	...	68	...	4	...	9	...	5	...	57	...
Fistula in Ano	7	...	4	...	1	...	1	...	1	...	5	...
Typhlitis	...	...	...	...	...	...	3	1	...	...	...	...
Ascariæ	3	...	1	...	...	...	...	...	...	...	7	...
Tapeworm	8	...	...	...	...	...	...	...	...	...	5	...
Spleen enlargement	276	11	110	12	16	...	11	...	19	...	149	2
Rupture of Spleen	1	1	...	...	...	...	...	...	...	...	...	...
Hepatitis	22	1	23	3	5	1	7	...	4	1	11	2
Lardaceous Liver	...	...	...	1	...	...	...	...	...	...	...	...
Cirrhosis	4	2	6	2	...	...	1	...	...	1	1	1
Hydatid of Liver	...	...	...	...	...	...	...	...	...	...	1	...
Jaundice	82	...	101	...	8	...	16	...	17	...	41	4
Ascites	15	2	17	5	1	1	1	...	3	3	2	...
Nephritis	2	2	6	5	...	...	1	...	3	3	9	...
Cystitis	4	...	1	1	...	...	...	...	3	...	2	...
Hæmaturia	5	...	5	...	...	...	...	...	1	...	...	...
Calculus	1	1	2	...	...	...	1	...	2	...	1	...
Diabetes	...	...	2	...	1	...	1	...	...	...	2	...
Enuresis	...	...	...	...	...	...	...	...	1	...	3	...
Stricture of Urethra	32	...	9	1	3	1	...	...	4	1	5	...
Sloughing of Scrotum	...	...	2	1	...	...	...	...	...	...	...	...
Fungus Testis	1	...	...	...	...	...	...	...	...	...	...	...
Urinary Fistula	3	...	...	...	...	...	1	...	...	...	...	...
Gonorrhœa	52	...	37	...	7	...	5	...	11	...	32	...
Phimosis	14	...	33	...	5	...	3	...	13	...	4	...
Warts	1	...	1	...	1	...	...	...	...	...	...	...
Bubo	80	...	28	...	12	...	12	...	10	...	16	...
Orchitis	41	...	25	...	7	...	18	...	16	...	33	...
Hydrocele	51	...	14	...	2	...	4	...	...	...	3	...
Hæmatocele	...	...	1	...	1	...	...	...	...	...	...	...
Periostitis	6	...	6	...	4	...	1	...	...	...	2	...
Caries	2	...	5	...	...	...	...	...	...	...	3	...
Necrosis	3	...	8	1	...	...	2	...	1	...	7	...
Synovitis	23	1	20	...	...	...	5	...	4	...	11	1
Bursal Inflammation	3	...	...	...	...	...	...	...	...	...	...	...
Cramp	...	...	...	...	...	...	...	...	...	...	1	...
Atrophy of Muscle	...	...	1	...	1	...	...	...	...	...	1	...
Spinal Deformity	...	...	...	...	...	...	...	...	1	...	...	...
Contraction	...	...	...	...	...	...	...	...	...	...	1	...
Harelip	1	...	...	...	...	...	...	...	...	...	2	...
Abscess	573	...	1,180	6	294	...	233	2	410	...	820	1
Ulcer	577	...	950	20	332	2	341	13	257	8	537	1
Whitlow	32	...	93	...	10	...	18	...	20	...	68	...
Boils	263	...	216	...	57	...	73	...	39	...	132	...
Carbuncle	43	...	25	...	...	...	3	...	6	...	9	...
Itch	190	...	107	...	42	...	45	...	12	...	124	...
Urticaria	...	...	5	...	...	...	5	...	6	...	16	...
Eczema	29	...	25	...	1	...	10	...	5	...	17	...
Herpes	20	...	37	...	2	...	14	...	13	...	42	...
Psoarasis	10	...	2	...	...	...	1	...	1	...	6	...
Prurigo	1	...	...	...	...	...	...	...	...	...	...	...
Other Skin Diseases	8	...	11	...	2	...	1	...	1	...	13	...
Guinea-worm	...	...	2	...	8	...	22	...	5	...	103	...
Tumour	7	...	4	...	1	...	...	...	1	...	5	...
Childbirth	9	...	27	...	3	...	2	...	2	...	13	...
Abortion	4	...	2	...	...	1	2	...	...	...	...	...
Phlegmasia Dolens	1	...	1	...	...	...	...	...	...	...	...	...
Metritis	1	...	1	...	...	...	...	...	...	...	...	...
Puerperal Convulsions	1	...	...	...	...	...	...	...	...	...	...	...
Puerperal Fever	1	...	...	...	...	...	...	...	...	...	...	...
Menorrhagia	3	...	5	...	...	...	6	...	...	...	...	...
Leucorrhœa	...	...	...	...	...	...	...	...	...	...	...	...
General Debility	279	35	236	56	50	11	33	16	128	40	64	13
Poisoning by Opium	...	...	...	...	...	...	...	...	...	...	...	...
" by Vegetable Poisons	...	...	...	...	...	...	...	...	...	...	...	...
" by Arsenic	...	...	...	...	...	...	...	...	1	...	...	...
Snake-bite	1	1	1	...	...	...	...	...	...	...	5	...
Burnings	36	...	33	...	3	...	12	...	8	...	14	...
Wounds and Contusions	591	8	982	11	104	...	188	1	176	6	431	6
Fracture	58	...	195	...	3	...	28	...	50	...	43	...
Dislocation	3	...	12	...	1	...	1	...	2	...	4	...
Sprain	25	...	22	...	8	...	11	...	9	...	25	...
Suicide and Suicidal Wounds	15	5	6	4	1	3	...	...	...	2	1	3
Drowning	...	...	...	...	...	...	...	...	...	1	...	...
Famished	8	...	50	...	4	...	4	...	4	...	7	...
Cause not defined	585	...	...	1	...	...	...	...	...	...	...	...



# GENERAL SUMMARY FOR 1874.

*DETAIL of the CAUSES of the ADMISSIONS and DEATHS of the EUROPEAN ARMY of INDIA. and of the NATIVE ARMY and JAIL POPULATION of the BENGAL PRESIDENCY.*

CAUSES OF ADMISSIONS AND DEATHS.	ADMITTED INTO HOSPITAL AND DIED IN AND OUT OF HOSPITAL.											
	ARMY OF BENGAL.		ARMY OF MADRAS.		ARMY OF BOMBAY.		ARMY OF INDIA.		NATIVE ARMY OF BENGAL.		JAIL POPULATION OF BENGAL.	
	Strength	...	Strength	...	Strength	...	Strength	...	Strength	...	Strength	...
	Admitted	Died	Admitted	Died	Admitted	Died	Admitted	Died	Admitted	Died	Admitted	Died
Cholera	9	8	1	1	3	2	13	11	58	43	475	179
Smallpox	37	7	5	1	4	...	46	8	55	14	193	14
Chickenpox	7	...	...	...	...	...	12	...	35	...	538	...
Measles	10	...	...	...	...	...	10	...	27	1	19	...
Mumps	11	...	...	...	3	...	14	...	155	...	358	1
Influenza	30	...	4	...	3	...	57	...	41	...	3	...
Diphtheria	...	...	...	...	...	...	...	...	2	...	123	16
Scarlet Fever (?)	47	...	...	...	...	...	47	...	...	...	...	...
Dengue	45	...	6	...	...	...	51	...	3	...	...	...
Hydrophobia	2	2	...	...	...	...	2	2	1	1	1	1
Erysipelas	134	4	30	1	37	...	201	5	43	1	278	31
Gangrene and Phagedena	...	...	3	...	...	...	3	...	3	...	...	...
Pyæmia	3	2	...	...	...	...	3	2	1	1	1	...
Typhus Fever	...	...	...	...	...	...	...	...	11	6	20	7
Enteric Fever	172	75	34	12	33	14	239	101	11	6	...	...
Intermittent Fever	13,200	5	710	...	3,396	1	17,306	6	36,042	53	30,656	107
Remittent and Continued Fevers	7,214	36	1,365	2	1,111	7	9,690	45	717	51	1,397	154
Rheumatism, Acute	413	1	55	...	119	1	547	2	411	2	424	2
" Chronic	889	...	210	...	157	...	1,756	...	1,296	...	213	...
" Muscular	685	...	212	...	170	...	1,767	...	951	...	469	...
Gout	5	...	...	...	2	...	7	...	1	...	...	...
Leprosy	...	...	...	...	...	...	...	...	20	...	67	11
Elephantiasis	...	...	...	...	...	...	...	...	1	...	6	...
Scurvy	13	1	2	...	3	1	18	2	127	1	169	5
Anæmia	148	...	40	...	39	...	218	...	137	...	267	...
Cancer oris	...	...	1	...	...	...	1	...	1	...	9	...
General Dropsy	...	1	1	...	...	...	4	1	11	1	251	50
Obesity	...	...	...	...	1	...	1	...	...	...	...	...
Cancer	4	3	5	4	1	1	10	8	6	3	10	6
Primary Syphilis	2,440	...	900	...	662	...	4,002	...	927	...	474	...
Secondary Syphilis	800	3	348	2	285	...	1,493	5	365	1	409	4
Phthisis Pulmonalis	274	44	117	13	71	4	462	61	146	35	290	181
Scrofula and Tuberculosis	21	1	2	...	2	1	25	2	12	1	36	1
Hæmoptysis	44	...	8	...	7	...	59	...	21	1	82	...
Hip-joint Disease	...	...	...	...	1	1	...	...	...	...	...	...
Myelitis	3	2	...	...	...	...	3	2	3	...	1	1
Encephalitis	15	7	6	1	2	2	23	10	1	1	9	9
Meningitis	6	2	2	...	1	...	9	2	2	1	10	5
Apoplexy	8	5	2	2	5	1	15	8	...	...	23	22
Stroke	87	32	15	6	20	11	122	49	...	...	43	10
Paralysis	49	...	14	...	9	...	72	...	42	7	...	...
Tetanus	...	...	...	...	1	...	1	...	2	1	9	6
Epilepsy	94	1	30	1	25	...	149	2	27	...	88	6
Hysteria	1	...	1	...	...	...	2	...	...	...	3	...
Anæsthesia	1	...	...	...	...	...	1	...	5	...	2	...
Hyperæsthesia	...	...	...	...	...	...	...	...	1	...	...	...
Chorea	...	...	...	...	4	...	4	...	...	...	2	...
Paralysis Agitans	3	...	3	...	...	...	6	...	4	...	...	...
Neuralgia	319	...	104	...	79	...	502	...	462	...	209	...
Mania	27	...	8	...	5	...	40	...	26	...	124	...
Dementia	29	...	9	...	17	...	55	...	7	...	17	...
Melancholia	22	...	13	...	2	...	37	...	5	...	4	...
Hypochondriasis	1	...	2	...	2	...	5	...	...	...	...	...
Impaired Vision	29	...	5	...	20	...	54	...	25	...	17	...
Nyctalopia	3	...	...	...	...	...	3	...	32	...	4	...
Ophthalmia	835	...	156	...	226	...	1,217	...	1,529	...	897	...
Otitis	290	...	114	...	67	...	490	...	329	...	189	...
Deafness	38	...	15	...	11	...	64	...	41	...	5	...
Epistaxis	26	...	1	...	3	...	21	...	7	...	26	2
Polypus nasi	1	...	2	...	2	...	5	...	1	...	1	...
Ozena	5	...	...	...	3	...	8	...	4	...	11	...
Tumour of Pericardium	...	1	...	...	...	...	...	1	...	...	...	...
Pericarditis	16	...	4	1	7	...	27	1	13	5	10	9
Valve Disease of Heart	158	13	34	6	29	3	221	22	17	6	13	7
Hypertrophy of Heart	41	4	19	1	5	...	65	5	3	1	4	3
Fatty Degeneration of Heart	8	7	1	1	...	...	9	8	1	2	4	5
Rupture of Heart and Aorta	1	...	...	...	...	...	1	1	...	...	...	...
Aneurism, Aortic	36	26	19	4	11	8	66	38	5	...	2	3
" Popliteal	...	...	1	...	...	...	1	...	...	...	...	...
" Subclavian	...	...	2	...	...	...	2	...	...	...	...	...
" Bice	1	...	...	...	...	...	1	...	1	...	...	...
" Traumatic	...	...	...	...	...	...	...	...	...	...	...	...
Palpitation	627	...	190	...	91	...	908	...	12	...	2	...
Embolism	2	...	1	1	...	...	3	1	1	...	...	...
Syncope	2	...	1	...	...	...	3	...	...	...	...	...
Angina Pectoris	9	1	3	...	3	...	15	1	2	...	...	...
Phlebitis	2	...	1	...	...	...	3	...	5	...	6	...
Varix	37	...	16	...	8	...	61	...	10	...	1	...
Inflammation of Inguinal Glands	453	...	330	...	271	...	1,654	...	102	...	49	...
Inflammation of other Glands	51	...	18	...	22	...	91	...	105	...	8	1
Goitre	3	...	...	...	...	...	15	...	18	...	25	7
Laryngitis	12	...	...	...	3	...	15	...	...	...	...	...
Bronchitis	1,968	1	898	...	311	...	2,799	1	1,874	26	1,428	56
Asthma	24	...	16	...	11	...	55	...	72	1	269	18
Pneumonia	152	17	19	4	14	5	189	26	533	125	926	328
Gangrene of Lungs	...	...	...	...	1	1	1	1	...	...	1	5
Pleurisy	108	2	29	1	22	...	159	3	211	10	290	20
Ösentalgia	2	...	2	...	1	...	5	...	67	...	25	...
Stomatitis	59	...	15	...	9	...	74	...	76	1	135	1
Tonsillitis	1,120	...	121	...	301	...	1,542	...	203	...	208	...
Gastritis	9	...	2	...	6	...	17	...	7	1	7	2
Enteritis	4	1	1	...	...	...	5	1	13	4	23	17
Peritonitis	9	7	1	1	4	4	14	12	4	2	19	13
Iliac and Pericæcal Abscess	1	...	...	1	...	...	1	1	...	...	...	...
Typhlitis	5	...	...	...	...	...	5	...	1	...	3	1



ADMITTED INTO HOSPITAL AND DIED IN AND OUT OF HOSPITAL.

CAUSES OF ADMISSIONS AND DEATHS.	ARMY OF BENGAL.		ARMY OF MADRAS.		ARMY OF BOMBAY.		ARMY OF INDIA.		NATIVE ARMY OF BENGAL.		JAIL POPULATION OF BENGAL.	
	Admitted.	Died.	Admitted.	Died.	Admitted.	Died.	Admitted.	Died.	Admitted.	Died.	Admitted.	Died.
Hernia	34	1	16		7		57	1	17	1	21	1
Illeus	1						1	1	1		2	4
Hæmatemesis	6				4	1	10		2	1	4	1
Melana											4	2
Dyspepsia	1,437		709		585		2,731		563		965	
Colic	192		37		52		301		697		1,100	
Constipation	30		12		16		58		170		417	
Dysentery	953	45	955	22	241	6	2,149	73	3,961	39	7,292	891
Diarrhoea	1,892	2	531		473		2,896	2	1,819	27	6,889	289
Hæmorrhoids	331		100		88		519		137		265	
Fistula in ano	37		3		4		41		31		19	
Ascariæ	2		2				4		17		11	
Tapeworm	120		69		45		234		14		13	
Spleen Enlargement	233	1	29		89		351	1	651	3	562	25
Rupture of Spleen												1
Hepatitis	1,661	72	961	38	502	18	3,127	128	118	9	72	8
Cirrhosis	10	11	2		1	1	13	12	2	1	12	6
Hydatid of Liver											1	
Amyloid Disease of Liver	3	2					3	2				1
Gall Stones									1			
Jaundice	203		31		29		203		81	2	265	4
Ascites	8	1	1		7		16	1	13	4	39	11
Nephritis	39	8	9	1	28		76	9	18	3	21	10
Cystitis	39		5		5		49		15	1	10	1
Hæmaturia	6				1		7		3		11	
Calculus	6				1		4		14	1	7	1
Diabetes	3	3					7	3	5	2	6	
Enuresis	50		1		1		32				4	
Stricture of Urethra	158	3	59		45		253	3	28	1	53	3
Urinary Fistula											4	
Slinging of Scrotum									2			
Gonorrhœa	3,681		767		740		5,190		494	1	141	
Phimosis	21		10		10		41		20		72	
Warts	104		23		13		140		6		3	
Bubo									153		158	
Epididymitis	81		30		14		125		54			
Atrophy of Testis	1						1					
Oorchitis	481		134		85		709		186		140	
Neuralgia Testis					1		1					
Fungus Testis									1		1	
Hydrocele	23		17		2		42		17		74	
Hæmatocele	2		1				3		1		2	
Varicocele	37		8		1		46		4			
Periostitis	54		6		15		55		51		19	
Caries	7			1			7	1	3	1	10	
Necrosis	1		8		4		13		7		21	
Synovitis	92		33	1	16		141	1	60	1	63	2
Bursal Inflammation	13		6		2		21		18		3	
Contraction	4		1				5		7		1	
Cramp	1		1				2		2		1	
Atrophy of Muscle					2		3		1		3	
Deformity of Spine	2						2		1		1	
Abscess	612		238		212		1,082		1,369	1	3,422	9
Ulcer	1,989		341		349		1,739		1,786	1	2,994	44
Whitlow	93		34		31		158		135		241	
Boil	762		256		267		1,285		1,851		722	
Carbuncle	6		1		3		10		15		86	
Itch	42		19		14		75		424	1	520	
Skin Diseases	592		159		91		743		692		397	
Guinea-worm	9		1		9		19		247		140	
Hælip											3	
Tumour	34		8		9		51		22		18	
Childbirth											56	
Abortion											8	1
Metritis											2	
Phlegmasia Dolens											2	
Puerperal Convulsions											1	
Puerperal Fever											1	
Leucorrhœa											2	
Menorrhagia											14	
General Debility	697		327		288	1	1,312	1	887	23	790	171
Delirium Tremens	89	7	36	1	50		175	8	1			
Poisoning by Alcohol	17		7		18		42		6			
" by Cantharides	1						1					
" by Arsenic												
" by Corrosive Sub-									4		1	
limate												
" by Carbolic Acid									3	2		
" by Vegetable Poi-									1	1		
sons	2				1		3		13	1	7	1
Snake-bite									12	3		
Fly-bite									71			
Burning	31		9		9		49		157		106	
Wound and Contusion	2,921	23	694	2	674	4	3,389	29	3,093	11	2,427	31
Concussion of Brain	10		2		6		18				296	
Fracture	161		76		45		282		95		23	
Dislocation	28		15		15		58		28		109	
Sprain	267		239		274		1,530		459			
Murder and Homicide	1	1	1	1	1		3	4		3		
Suicide and Suicidal Wounds	3	18		3			3	23			23	17
Drowning		12		8			4			8		1
Struck by Lightning								24		1		
Asphyxia	1						1					
Died while drunk		6						8				
Suffocated while drunk		3		1			1	5				
Executed		1		1			2					
Foot-sore	114		20		31		167	4	2,390	1		
Punished	5						3		2		77	
Surgical operations	6		3				9		1			
Cause not ascertained	71	2	7	1	20		98	3	15		585	1
Absent Deaths of the Native Army										175		

OFFICE SUPDT. GOVT. PRINTING.—No. 2 S. C.—26-10-75.—500.



EUROPEAN TROOPS, 1875.

EUROPEAN TROOPS, 1875



# EUROPEAN TROOPS, 1875.

## I.

TABLE showing the SICKNESS and MORTALITY among the EUROPEAN TROOPS composing the ARMY of INDIA during the Year 1875, and the prevalence of the principal Diseases in each Month of the Year.

MONTHS.	Average Strength.	Average Number Daily Sick.	Number Daily Sick per 1,000 of Strength.	Number of Deaths.	Died per 1,000 of Strength.	CAUSES OF DEATHS IN HOSPITAL.																	Died out of Hospital.	Suicidal Deaths.																																																																																																																																																																																																																																																																																																																																																																																																																																																																																																																																																																																																																																																																																																																																																																																																																																																																																																																																											
						Cholera.	Smallpox.	Enteric Fever.	Fever, Intermittent.	Fever, Remittent.	Fever, Continued.	Apoplexy.	Delirium Tremens.	Dysentery.	Diarrhoea.	Hepatitis.	Spleen Disease.	Respiratory Diseases.	Heart Diseases.	Phthisis Pulmonalis.	Dropsy.	Scurvy.			Atrophy and Anæmia.	Wounds and Accidents.	All other Causes.																																																																																																																																																																																																																																																																																																																																																																																																																																																																																																																																																																																																																																																																																																																																																																																																																																																																																																																																								
January	58,252	3,261	56.0	54	93	...	...	6	...	1	2	1	...	1	...	6	...	11	5	6	2	...	...	...	...	...	...	...	...	...	...	...	...	...	...	...	...	...	...	...	...	...	...	...	...	...	...	...	...	...	...	...	...	...	...	...	...	...	...	...	...	...	...	...	...	...	...	...	...	...	...	...	...	...	...	...	...	...	...	...	...	...	...	...	...	...	...	...	...	...	...	...	...	...	...	...	...	...	...	...	...	...	...	...	...	...	...	...	...	...	...	...	...	...	...	...	...	...	...	...	...	...	...	...	...	...	...	...	...	...	...	...	...	...	...	...	...	...	...	...	...	...	...	...	...	...	...	...	...	...	...	...	...	...	...	...	...	...	...	...	...	...	...	...	...	...	...	...	...	...	...	...	...	...	...	...	...	...	...	...	...	...	...	...	...	...	...	...	...	...	...	...	...	...	...	...	...	...	...	...	...	...	...	...	...	...	...	...	...	...	...	...	...	...	...	...	...	...	...	...	...	...	...	...	...	...	...	...	...	...	...	...	...	...	...	...	...	...	...	...	...	...	...	...	...	...	...	...	...	...	...	...	...	...	...	...	...	...	...	...	...	...	...	...	...	...	...	...	...	...	...	...	...	...	...	...	...	...	...	...	...	...	...	...	...	...	...	...	...	...	...	...	...	...	...	...	...	...	...	...	...	...	...	...	...	...	...	...	...	...	...	...	...	...	...	...	...	...	...	...	...	...	...	...	...	...	...	...	...	...	...	...	...	...	...	...	...	...	...	...	...	...	...	...	...	...	...	...	...	...	...	...	...	...	...	...	...	...	...	...	...	...	...	...	...	...	...	...	...	...	...	...	...	...	...	...	...	...	...	...	...	...	...	...	...	...	...	...	...	...	...	...	...	...	...	...	...	...	...	...	...	...	...	...	...	...	...	...	...	...	...	...	...	...	...	...	...	...	...	...	...	...	...	...	...	...	...	...	...	...	...	...	...	...	...	...	...	...	...	...	...	...	...	...	...	...	...	...	...	...	...	...	...	...	...	...	...	...	...	...	...	...	...	...	...	...	...	...	...	...	...	...	...	...	...	...	...	...	...	...	...	...	...	...	...	...	...	...	...	...	...	...	...	...	...	...	...	...	...	...	...	...	...	...	...	...	...	...	...	...	...	...	...	...	...	...	...	...	...	...	...	...	...	...	...	...	...	...	...	...	...	...	...	...	...	...	...	...	...	...	...	...	...	...	...	...	...	...	...	...	...	...	...	...	...	...	...	...	...	...	...	...	...	...	...	...	...	...	...	...	...	...	...	...	...	...	...	...	...	...	...	...	...	...	...	...	...	...	...	...	...	...	...	...	...	...	...	...	...	...	...	...	...	...	...	...	...	...	...	...	...	...	...	...	...	...	...	...	...	...	...	...	...	...	...	...	...	...	...	...	...	...	...	...	...	...	...	...	...	...	...	...	...	...	...	...	...	...	...	...	...	...	...	...	...	...	...	...	...	...	...	...	...	...	...	...	...	...	...	...	...	...	...	...	...	...	...	...	...	...	...	...	...	...	...	...	...	...	...	...	...	...	...	...	...	...	...	...	...	...	...	...	...	...	...	...	...	...	...	...	...	...	...	...	...	...	...	...	...	...	...	...	...	...	...	...	...	...	...	...	...	...	...	...	...	...	...	...	...	...	...	...	...	...	...	...	...	...	...	...	...	...	...	...	...	...	...	...	...	...	...	...	...	...	...	...	...	...	...	...	...	...	...	...	...	...	...	...	...	...	...	...	...	...	...	...	...	...	...	...	...	...	...	...	...	...	...	...	...	...	...	...	...	...	...	...	...	...	...	...	...	...	...	...	...	...	...	...	...	...	...	...	...	...	...	...	...	...	...	...	...	...	...	...	...	...	...	...	...	...	...	...	...	...	...	...	...	...	...	...	...	...	...	...	...	...	...	...	...	...	...	...	...	...	...	...	...	...	...	...	...	...	...	...	...	...	...	...	...	...	...	...	...	...	...	...	...	...	...	...	...	...	...	...	...	...	...	...	...	...	...	...	...	...	...	...	...	...	...	...	...	...	...	...	...	...	...	...	...	...	...	...	...	...	...	...	...	...	...	...	...</



# EUROPEAN TROOPS, 1875.

## II.

TABLE showing the SICKNESS and MORTALITY among the EUROPEAN TROOPS composing the ARMY of the BENGAL PRESIDENCY during the Year 1875, and the prevalence of the principal Diseases in each Month of the Year.

MONTHS.	Average Strength.	Average Number Daily Sick.	Number Daily Sick per 1,000 of Strength.	Number of Deaths.	Died per 1,000 of Strength.	CAUSES OF DEATH IN HOSPITAL.																					
						Cholera.	Smallpox.	Enteric Fever.	Fever, Intermittent.	Fever, Remittent.	Fever, Continued.	Apoplexy.	Delirium Tremens.	Dysentery.	Diarrhoea.	Hepatitis.	Spleen Disease.	Respiratory Diseases.	Heart Diseases.	Phthisis Pulmonalis.	Dropsy.	Scurvy.	Atrophy and Anæmia.	Wounds and Accidents.	All other Causes.	Died out of Hospital.	Suicidal Deaths.
January	38,054	2,052	53.9	34	89	...	...	5	...	...	1	1	...	...	...	2	...	10	3	...	...	...	...	...	...	...	...
February	38,113	2,094	54.9	32	84	...	...	1	...	...	1	...	...	...	...	6	...	4	3	...	...	...	...	...	...	...	...
March	38,183	1,932	50.6	37	97	...	...	1	...	...	1	...	...	...	...	3	...	3	3	...	...	...	...	...	...	...	...
April	37,397	2,008	53.6	37	99	...	...	8	...	...	3	...	...	...	...	3	...	3	1	...	...	...	...	...	...	...	...
May	37,171	2,122	57.1	47	126	...	...	5	...	...	9	...	...	...	...	4	...	4	1	...	...	...	...	...	...	...	...
June	37,088	2,175	58.6	89	240	...	...	1	...	...	13	...	...	...	...	1	...	5	1	...	...	...	...	...	...	...	...
July	36,984	2,291	61.9	59	159	...	...	8	...	...	3	...	...	...	...	1	...	2	3	...	...	...	...	...	...	...	...
August	36,919	2,202	59.6	87	235	...	...	46	...	...	3	...	...	...	...	1	...	6	4	...	...	...	...	...	...	...	...
September	36,822	2,276	61.8	89	242	...	...	53	...	...	1	...	...	...	...	3	...	4	3	...	...	...	...	...	...	...	...
October	36,579	2,329	63.8	48	131	...	...	11	...	...	5	...	...	...	...	1	...	5	1	...	...	...	...	...	...	...	...
November	36,702	2,195	59.8	45	123	...	...	2	...	...	6	...	...	...	...	3	...	4	1	...	...	...	...	...	...	...	...
December	36,215	2,024	55.9	40	110	...	...	...	...	...	4	...	...	...	...	4	...	5	...	...	...	...	...	...	...	...	...
						136	1	59	...	28	16	71	1	24	3	55	6	35	29	46	...	1	1	9	75	31	17
						Died per 1,000 of the Average Strength.																					
For the year	37,184	2,141	57.6	614	17.32	3.06	.03	1.59	...	1.18	...	1.91	.03	.65	.08	1.48	.16	.94	.78	1.24	...	.03	.03	.24	2.92	.83	.46
CAUSES OF ADMISSIONS.	NUMBER OF ADMISSIONS INTO HOSPITAL IN EACH MONTH.												Total Admitted during the Year.	Admitted per 1,000 of Strength.	Died out of each hundred cases treated.												
	Jan.	Feb.	March.	April.	May.	June.	July.	Aug.	Sept.	Oct.	Nov.	Dec.															
Cholera	...	...	3	10	8	2	17	70	71	15	5	...	201	5.4	67.66												
Smallpox	2	2	2	...	...	...	2	...	...	...	...	...	8	...	12.59												
Enteric Fever	6	7	5	15	21	18	4	3	...	...	...	...	115	3.1	51.30												
Fever, Intermittent	592	470	534	785	797	1,066	841	1,046	1,125	1,062	2,178	1,439	12,526	336.9	...												
" Remittent	9	12	20	42	41	108	67	67	235	341	131	48	1,121	...	...												
" Continued	176	124	258	653	647	656	697	642	487	348	274	163	4,935	162.9	73												
Apoplexy	3	2	7	6	7	56	45	13	8	3	2	1	153	4.1	46.41												
Delirium Tremens	5	2	8	3	10	5	10	16	13	7	7	5	91	2.4	1.10												
Dysentery	41	39	97	64	89	76	79	133	127	111	102	78	1,036	27.9	2.32												
Diarrhoea	78	85	145	228	160	172	277	414	302	148	167	169	2,325	62.5	13												
Hepatitis	86	89	137	114	130	165	139	185	138	126	133	76	1,618	40.8	5.62												
Spleen Disease	23	21	27	22	25	30	32	35	27	38	34	22	336	9.0	1.79												
Respiratory Diseases	369	368	262	187	242	223	205	190	174	186	285	243	2,964	78.7	1.18												
Phthisis Pulmonalis	26	12	42	9	18	30	30	34	32	37	39	23	332	8.9	13.86												
Scurvy	...	1	1	...	2	...	...	...	...	...	1	1	6	...	16.67												
Rheumatism	187	165	229	187	186	251	162	229	157	151	189	113	2,197	59.1	...												
Veneral Diseases	798	768	996	715	556	693	547	628	499	474	689	506	7,899	212.4	...												
Eye Diseases	54	39	71	91	87	64	56	57	64	69	77	42	771	20.7	...												
Abscess and Ulcer	235	197	268	240	260	328	331	320	233	195	213	167	2,987	80.3	...												
Wounds and Accidents	312	283	403	304	295	312	249	303	230	288	296	396	3,502	94.2	...												
All other Causes	430	436	601	526	519	760	693	698	554	518	582	341	6,568	176.6	...												
	3,462	3,122	4,116	4,291	4,060	4,985	4,294	4,963	4,485	4,724	5,408	3,741	51,591														
Admitted per 1,000 of the Average Strength in each Month.																											
	91.0	81.9	107.8	112.3	109.2	134.4	116.1	134.8	121.8	129.4	147.3	103.6	1387.5														



# EUROPEAN TROOPS, 1875.

## III.

TABLE showing the SICKNESS and MORTALITY among the EUROPEAN TROOPS composing the ARMY of the MADRAS PRESIDENCY during the Year 1875, and the prevalence of the principal Diseases in each Month of the Year.

MONTHS.	Average Strength.	Average Number Daily Sick.	Number Daily Sick per 1,000 of Strength.	Number of Deaths.	Died per 1,000 of Strength.	CAUSES OF DEATHS IN HOSPITAL.																	Died out of Hospital.	Suicidal Deaths.				
						Cholera.	Smallpox.	Enteric Fever.	Fever, Intermittent.	Fever, Remittent.	Fever, Continued.	Apoplexy.	Delirium Tremens.	Dysentery.	Diarrhoea.	Hepatitis.	Spleen Disease.	Respiratory Diseases.	Heart Diseases.	Phthisis Pulmonalis.	Dropsy.	Scurvy.			Atrophy and Anæmia.	Wounds and Accidents.	All other Causes.	
January	11,377	749	65.8	15	1.32	...	...	1	...	...	1	...	...	3	...	...	...	3	4	...	...	...	...	...	...	...	...	...
February	11,014	665	60.4	19	1.73	...	...	1	...	...	...	...	4	...	5	...	1	5	...	...	...	...	...	...	...	...	...	...
March	11,144	543	48.7	6	.54	...	...	...	...	...	...	...	...	...	...	...	...	...	...	...	...	...	...	...	...	...	...	...
April	11,148	582	52.2	8	.71	...	...	...	...	1	...	...	1	...	1	...	...	1	1	...	...	...	...	...	...	...	...	...
May	11,099	624	56.2	15	1.35	...	...	...	...	1	1	...	...	...	4	...	...	...	...	...	...	...	...	...	...	...	...	...
June	11,126	672	60.4	11	.99	...	...	...	...	...	...	...	...	...	...	...	...	...	...	...	...	...	...	...	...	...	...	...
July	11,080	673	60.7	15	1.35	...	...	1	...	...	...	...	...	...	3	...	...	1	...	...	...	...	...	...	...	...	...	...
August	11,039	640	57.9	13	1.18	...	...	1	...	...	...	...	...	...	3	...	1	5	...	...	...	...	...	...	...	...	...	...
September	11,038	656	59.4	22	1.99	...	...	1	...	...	...	...	...	...	...	...	...	...	...	...	...	...	...	...	...	...	...	...
October	11,014	639	58.0	17	1.54	...	...	1	...	...	...	...	...	2	...	3	...	...	...	...	...	...	...	...	...	...	...	...
November	10,828	550	50.8	16	1.48	...	...	...	...	...	...	...	...	1	...	...	1	...	...	...	...	...	...	...	...	...	...	...
December	10,470	535	50.6	9	.85	...	...	...	...	...	...	...	...	...	1	...	...	...	...	...	...	...	...	...	...	...	...	...
						4	...	7	...	2	2	8	2	16	1	35	...	2	22	14	...	...	...	2	19	20	8	
Died per 1,000 of the Average Strength.																												
For the year	11,041	627	56.8	164	1.485	.36	...	.63	...	.36	.72	.18	1.45	.09	3.17	...	.18	1.99	1.27	...	...	...	...	.18	1.72	1.81	.72	

CAUSES OF ADMISSIONS.	NUMBER OF ADMISSIONS INTO HOSPITAL IN EACH MONTH.												Total Admitted during the Year.	Admitted per 1,000 of Strength.	Died out of each hundred cases treated.	
	Jan.	Feb.	March.	April.	May.	June.	July.	Aug.	Sept.	Oct.	Nov.	Dec.				
Cholera	...	...	...	...	1	...	2	1	...	1	...	2	7	7	...	57.14
Smallpox	...	...	...	3	...	...	...	...	...	...	...	...	3	3	...	...
Enteric Fever	4	...	...	4	...	4	...	4	...	2	...	1	23	23	...	...
Fever, Intermittent	43	47	59	40	54	139	62	99	115	106	47	32	834	834	...	39.43
" Remittent	4	5	1	10	6	11	...	2	...	...	...	...	39	39	...	...
" Continued	75	76	97	104	105	139	138	143	113	112	115	78	1,295	1,295	...	120.8
Apoplexy	1	1	1	1	5	3	3	5	1	1	1	...	23	23	...	31.78
Delirium Tremens	5	3	6	1	6	2	6	2	3	5	6	2	47	47	...	4.28
Dysentery	78	56	71	41	44	85	59	80	64	60	63	57	758	758	...	68.7
Diarrhoea	53	41	42	38	59	72	94	78	37	28	27	41	610	610	...	55.2
Hepatitis	74	67	60	68	67	78	67	83	68	62	65	36	785	785	...	71.1
Spleen Disease	1	1	2	2	...	...	1	1	...	1	1	2	12	12	...	...
Respiratory Diseases	48	54	41	34	36	35	38	41	31	47	27	55	487	487	...	41
Phthisis Pulmonalis	17	13	10	5	3	10	7	13	9	9	12	10	118	118	...	11.86
Scurvy	...	...	...	...	...	...	...	...	...	...	...	...	...	...	...	...
Rheumatism	30	36	33	27	29	40	28	25	26	30	27	25	347	347	...	31.4
Venereal Diseases	241	186	295	229	189	231	169	169	141	155	166	138	2,303	2,303	...	208.6
Eye Diseases	5	8	8	3	10	26	21	22	17	19	14	7	169	169	...	14.5
Abscess and Ulcer	90	93	104	110	100	128	92	87	79	58	64	64	1,069	1,069	...	96.8
Wounds and Accidents	77	91	112	88	67	101	66	109	67	106	80	...	1,031	1,031	...	93.4
All other Causes	210	160	190	184	192	239	196	251	188	179	175	146	2,301	2,301	...	208.4
Admitted per 1,000 of the Average Strength in each Month.																
93.1 85.2 101.6 87.3 86.9 119.1 94.9 109.9 87.1 85.3 84.7 73.4 1,169.7																



# EUROPEAN TROOPS, 1875.

## IV.

TABLE showing the SICKNESS and MORTALITY among the EUROPEAN TROOPS composing the ARMY of the BOMBAY PRESIDENCY during the Year 1875, and the prevalence of the principal Diseases in each Month of the Year.

MONTHS.	Average Strength.	Average Number Daily Sick.	Number Daily Sick per 1,000 of Strength.	Number of Deaths.	Died per 1,000 of Strength.	CAUSES OF DEATHS IN HOSPITAL.																	Died out of Hospital.	Suicidal Deaths.			
						Cholera.	Smallpox.	Enteric Fever.	Fever, Intermittent.	Fever, Remittent.	Fever, Continued.	Apoplexy.	Delirium Tremens.	Dysentery.	Diarrhoea.	Hepatitis.	Spleen Disease.	Respiratory Diseases.	Heart Diseases.	Phthisis Pulmonalis.	Dropsy.	Scurvy.			Atrophy and Anæmia.	Wounds and Accidents.	All other Causes.
January	8,821	460	52.1	5	57	...	...	...	...	1	...	...	...	...	...	1	...	1	...	...	...	...	...	1	...	...	
February	9,606	455	47.4	9	94	...	...	...	...	1	...	...	...	...	...	1	...	1	...	...	...	...	...	1	...	...	
March	10,055	464	46.1	17	169	...	1	1	...	1	1	1	...	...	...	3	...	12	1	1	...	...	...	...	4	1	
April	10,554	536	50.8	11	194	...	...	4	...	1	2	3	...	...	...	...	...	...	...	...	...	...	...	...	1	...	
May	10,538	529	50.2	15	142	4	...	...	...	...	...	4	1	...	...	1	...	...	...	...	...	...	...	3	...	1	
June	10,482	539	51.4	30	286	9	...	5	...	1	...	...	...	...	...	2	2	12	...	...	...	...	...	1	1	...	
July	10,459	610	58.3	18	172	2	...	1	...	1	...	3	12	...	4	1	...	...	...	1	...	...	...	...	...	...	
August	10,297	632	61.4	48	466	36	...	...	...	1	...	1	...	...	3	...	1	...	...	1	...	...	...	3	3	1	
September	10,248	643	62.7	22	215	2	...	5	1	2	...	...	1	2	...	1	...	...	...	1	...	...	...	4	4	1	
October	10,159	618	60.8	8	79	1	...	...	...	...	...	...	1	...	1	...	...	...	1	...	...	...	...	1	1	1	
November	10,630	594	55.9	19	179	...	...	...	...	...	2	...	5	...	2	...	1	4	...	4	...	...	...	1	1	...	
December	10,354	477	46.1	11	106	...	...	1	...	...	1	1	1	...	2	...	...	2	1	...	...	...	1	1	...	...	
						54	1	18	1	8	4	22	5	9	4	18	...	8	9	13	...	...	...	2	25	9	3
Died per 1,000 of the Average Strength.																											
For the year	10,184	546	53.6	213	2992	5.30	1.10	1.77	1.28	2.16	.49	.88	.39	1.77	...	.79	.88	1.28	...	...	...	...	2.0	2.45	.88	.29	

CAUSES OF ADMISSIONS.	NUMBER OF ADMISSIONS INTO HOSPITAL IN EACH MONTH.												Total Admitted during the Year.	Admitted per 1,000 of Strength.	Died out of each hundred cases treated.
	Jan.	Feb.	March.	April.	May.	June.	July.	Aug.	Sept.	Oct.	Nov.	Dec.			
Cholera	...	...	...	...	11	10	2	50	5	1	1	...	80	7.9	67.50
Smallpox	...	...	...	...	...	...	...	...	...	...	...	...	1	1	100.00
Enteric Fever	...	...	...	...	4	2	1	...	4	...	...	...	28	2.7	64.29
Fever, Intermittent	190	168	163	188	169	305	347	476	505	497	617	564	3,919	38.4	93
" Remittent	13	10	15	8	11	25	8	41	44	41	54	39	309	3.0	88
" Continued	27	29	74	97	84	130	79	134	149	119	75	51	1,048	10.3	...
Apoplexy	...	...	...	...	...	...	...	...	...	...	...	...	...	...	...
Delirium Tremens	...	...	...	...	...	...	...	...	...	...	...	...	...	...	...
Dysentery	11	13	21	27	20	20	22	12	10	18	43	32	295	2.9	79.4
Diarrhoea	29	23	57	59	38	81	88	162	60	39	37	38	739	7.3	3.05
Hepatitis	29	28	36	28	23	44	38	37	34	34	36	44	411	4.0	4.98
Spleen Disease	7	7	6	9	12	6	11	5	4	5	1	6	79	.7	...
Respiratory Diseases	48	75	62	70	44	47	60	65	47	44	83	38	703	6.9	1.14
Phthisis Pulmonalis	8	6	3	3	5	11	5	6	5	3	11	3	69	.6	18.84
Scurvy	...	...	...	...	...	...	...	...	...	...	...	...	3	.3	...
Rheumatism	24	38	48	40	47	42	39	54	52	30	31	31	476	4.7	...
Veneral Diseases	162	147	179	154	144	165	128	169	82	114	191	151	1,776	17.4	...
Eye Diseases	9	10	28	22	27	23	19	27	26	29	26	14	260	2.6	...
Abscess and Ulcer	56	72	118	92	79	132	93	110	84	86	112	69	1,103	10.8	...
Wounds and Accidents	62	72	116	100	86	116	89	106	79	88	108	98	1,120	11.0	...
All other Causes	76	115	137	153	143	213	153	194	135	168	183	101	1,771	17.3	...
	761	813	1,091	1,068	995	1,388	1,191	1,697	1,355	1,325	1,620	984	14,298		
Admitted per 1,000 of the Average Strength in each Month.															
	86.3	84.6	108.5	101.2	94.4	133.4	113.9	164.8	132.2	139.4	152.4	95.0	146.10		



# EUROPEAN TROOPS, 1875.

## V.

COMPARATIVE STATEMENT of the RATIOS of SICKNESS and MORTALITY in the ARMIES of the THREE PRESIDENCIES for the Year 1875.

					RATIOS PER 1,000 OF STRENGTH.			
					Army of Bengal.	Army of Madras.	Army of Bombay.	Army of India.
I.—AVERAGE DAILY SICK-RATE OF EACH MONTH.								
January	...	...	...	...	53.9	63.8	52.1	56.0
February	...	...	...	...	54.9	69.4	47.4	54.7
March	...	...	...	...	59.6	48.7	46.1	49.5
April	...	...	...	...	53.6	52.2	59.8	52.8
May	...	...	...	...	57.1	56.2	59.2	55.7
June	...	...	...	...	58.6	69.4	51.4	57.7
July	...	...	...	...	61.9	69.7	58.3	61.1
August	...	...	...	...	59.6	57.9	61.4	59.6
September	...	...	...	...	61.8	59.4	62.7	61.5
October	...	...	...	...	63.8	58.0	69.8	62.2
November	...	...	...	...	59.8	59.8	55.9	57.4
December	...	...	...	...	55.9	59.6	46.1	53.1
AVERAGE OF THE YEAR					57.6	56.8	51.6	56.8
II.—COMPOSITION OF THE ADMISSION-RATE OF THE YEAR.								
Cholera	...	...	...	...	5.4	7.6	7.9	4.9
Enteric Fever	...	...	...	...	3.1	2.1	2.7	2.8
Intermittent Fever	...	...	...	...	336.9	75.5	384.8	295.8
Remittent and Continued Fevers	...	...	...	...	162.9	129.8	131.2	149.8
Apoplexy	...	...	...	...	4.1	2.1	6.3	4.1
Delirium Tremens	...	...	...	...	2.4	4.3	6.2	3.4
Dysentery	...	...	...	...	27.9	68.7	29.0	35.8
Diarrhoea	...	...	...	...	62.5	55.2	70.7	62.8
Hepatitis	...	...	...	...	69.8	21.1	40.4	46.5
Spleen Disease	...	...	...	...	9.0	1.1	7.8	7.3
Respiratory Diseases	...	...	...	...	79.7	44.1	69.0	71.1
Phthisis Pulmonalis	...	...	...	...	8.9	10.7	6.8	8.9
Rheumatism	...	...	...	...	59.1	31.4	56.7	51.7
Venereal Diseases	...	...	...	...	212.4	208.6	174.4	205.1
Eye Diseases	...	...	...	...	20.7	14.5	25.5	20.4
Abscess and Ulcer	...	...	...	...	80.3	96.8	108.3	88.3
Wounds and Accidents	...	...	...	...	91.2	93.4	110.0	96.8
All other Causes	...	...	...	...	177.0	208.7	174.3	182.6
ADMISSION-RATE OF THE YEAR					1,387.5	1,109.7	1,404.0	1,337.8
III.—COMPOSITION OF THE DEATH-RATE OF THE YEAR.								
Cholera	...	...	...	...	3.65	3.36	5.30	3.32
Enteric Fever	...	...	...	...	1.39	.63	1.77	1.44
Intermittent Fever	...	...	...	...	1.18	.36	1.28	1.04
Remittent and Continued Fevers	...	...	...	...	1.91	.72	2.16	1.73
Apoplexy	...	...	...	...	.83	.18	.49	.14
Delirium Tremens	...	...	...	...	.65	1.45	.88	.84
Dysentery	...	...	...	...	.08	.09	.30	.14
Diarrhoea	...	...	...	...	1.48	3.17	1.77	1.85
Hepatitis	...	...	...	...	.16	...	...	.10
Spleen Disease	...	...	...	...	.94	.18	.79	.77
Respiratory Diseases	...	...	...	...	.78	1.90	.88	1.03
Heart Diseases	...	...	...	...	1.24	1.27	1.28	1.25
Phthisis Pulmonalis	...	...	...	...	1.67	1.99	1.98	1.25
Injuries	...	...	...	...	.46	.72	.29	.48
Suicidal Deaths	...	...	...	...	2.11	1.72	2.55	2.11
All other Causes	...	...	...	...	17.32	14.85	20.02	17.48
DEATH-RATE OF THE YEAR					17.32	14.85	20.02	17.48
					DIED OUT OF EACH HUNDRED CASES TREATED.			
IV.—MORTALITY RELATIVE TO THE NUMBER TREATED.								
Cholera	...	...	...	...	67.66	57.14	67.50	67.36
Enteric Fever	...	...	...	...	51.30	39.43	64.29	59.60
Remittent and Continued Fevers	...	...	...	...	.73	.30	.88	.69
Apoplexy	...	...	...	...	46.41	34.78	34.37	42.08
Delirium Tremens	...	...	...	...	1.10	4.26	7.94	3.98
Dysentery	...	...	...	...	2.32	2.11	3.05	2.35
Hepatitis	...	...	...	...	3.62	4.46	4.38	3.98
Respiratory Diseases	...	...	...	...	1.18	.41	1.14	1.08
Phthisis Pulmonalis	...	...	...	...	13.86	17.86	18.81	14.07

# EUROPEAN TROOPS, 1875.

## VI.

TABLE showing the SICKNESS and MORTALITY among the EUROPEAN TROOPS serving in BENGAL PROPER during the Year 1875, and the prevalence of the principal Diseases in each Month of the Year.

MONTHS.	Average Strength.	Average Number Daily Sick.	Number Daily Sick per 1,000 of Strength.	Number of Deaths.	Died per 1,000 of Strength.	CAUSES OF DEATHS IN HOSPITAL.																		Died out of Hospital.		
						Cholera.	Smallpox.	Enteric Fever.	Fever, Intermittent.	Fever, Remittent.	Fever, Continued.	Apoplexy.	Delirium Tremens.	Dysentery.	Diarrhoea.	Hepatitis.	Spleen Disease.	Respiratory Diseases.	Heart Diseases.	Phthisis Pulmonalis.	Dropsy.	Scurvy.	Atrophy and Anæmia.		Wounds and Accidents.	All other Causes.
January	2,008	83	40.7	2																						
February	1,992	76	38.2	5																						
March	1,971	72	36.5																							
April	1,944	64	32.9	1																						
May	1,938	73	37.7	2																						
June	1,932	89	46.1	2																						
July	1,900	105	55.4																							
August	1,922	121	63.0	4																						
September	1,918	114	59.4																							
October	1,903	98	51.5	3																						
November	1,907	90	45.1	3																						
December	2,234	81	35.9	1																						



# EUROPEAN TROOPS, 1875.

## VII.

TABLE showing the SICKNESS and MORTALITY among the EUROPEAN TROOPS serving in the DINAPORE, BENARES, OUDE and CAWNPORE DISTRICTS during the Year 1875, and the prevalence of the principal Diseases in each Month of the Year.

MONTHS.	Average Strength.	Average Number Daily Sick.	Number Daily Sick per 1,000 of Strength.	Number of Deaths.	Died per 1,000 of Strength.	CAUSES OF DEATHS IN HOSPITAL.																	Died out of Hospital.			
						Cholera.	Smallpox.	Enteric Fever.	Fever, Intermittent.	Fever, Remittent.	Fever, Continued.	Apoplexy.	Delirium Tremens.	Dysentery.	Diarrhoea.	Hepatitis.	Spleen Disease.	Respiratory Diseases.	Heart Diseases.	Phthisis Pulmonalis.	Dropsy.	Scurvy.		Atrophy and Anæmia.	Wounds and Accidents.	All other Causes.
						...	...	...	...	...	...	...	...	...	...	...	...	...	...	...	...	...		...	...	...
January	8,318	558	67.1	8	...	...	...	2	...	...	1	...	...	...	1	...	...	...	...	...	...	...	...	...	...	...
February	8,301	634	76.4	...	...	...	...	...	...	...	...	...	...	...	...	...	...	...	...	...	...	...	...	...	...	...
March	8,156	592	72.6	...	...	...	...	...	...	...	...	...	...	...	...	...	...	...	...	...	...	...	...	...	...	...
April	7,894	626	66.6	12	...	6	...	...	...	...	...	...	...	...	...	...	...	...	...	...	...	...	...	...	...	...
May	7,789	474	60.9	...	...	...	...	...	...	...	...	...	...	...	...	...	...	...	...	...	...	...	...	...	...	...
June	7,768	494	63.6	14	...	...	...	...	...	...	...	...	...	...	...	...	...	...	...	...	...	...	...	...	...	...
July	7,769	636	69.0	10	...	...	...	...	...	...	...	...	...	...	...	...	...	...	...	...	...	...	...	...	...	...
August	7,751	615	66.4	14	...	...	...	...	...	...	...	...	...	...	...	...	...	...	...	...	...	...	...	...	...	...
September	7,698	622	67.8	37	...	29	...	...	...	...	...	...	...	...	...	...	...	...	...	...	...	...	...	...	...	...
October	7,690	625	68.3	9	...	...	...	...	...	...	...	...	...	...	...	...	...	...	...	...	...	...	...	...	...	...
November	7,243	434	59.9	5	...	...	...	...	...	...	...	...	...	...	...	...	...	...	...	...	...	...	...	...	...	...
December	7,096	351	49.5	10	...	...	...	...	...	...	...	...	...	...	...	...	...	...	...	...	...	...	...	...	...	...
						44	...	15	...	1	1	12	...	3	...	17	1	4	2	11	...	...	...	3	14	13
Died per 1,000 of the Average Strength.																										
For the year	7,700	513	65.9	141	18.10	5.65	...	1.93	...	.26	1.54	...	.39	...	2.18	.13	.51	.26	1.41	...	...	...	.39	1.80	1.65	...

CAUSES OF ADMISSIONS.	NUMBER OF ADMISSIONS INTO HOSPITAL IN EACH MONTH.												Total Admitted during the Year.	Admitted per 1,000 of Strength.	Died out of each hundred cases treated.
	Jan.	Feb.	March.	April.	May.	June.	July.	Aug.	Sept.	Oct.	Nov.	Dec.			
	...	...	...	...	...	...	...	...	...	...	...	...			
Cholera	...	...	1	7	1	...	...	10	42	5	...	...	66	8.5	60.67
Smallpox	...	...	...	...	...	...	...	...	...	...	...	...	...	...	...
Enteric Fever	4	4	2	6	3	4	...	...	7	1	4	1	36	4.6	41.67
Fever, Intermittent	79	58	76	65	64	88	83	103	85	98	74	46	919	118.0	...
" Remittent	1	3	1	7	5	1	5	...	4	6	3	2	38	...	...
" Continued	43	45	64	74	55	74	78	73	113	69	38	57	783	105.4	24
Apoplexy	...	...	1	2	1	8	7	1	...	...	...	...	29	2.6	60.00
Delirium Tremens	1	1	1	...	...	...	3	2	3	...	3	...	16	2.1	...
Dysentery	13	15	27	17	11	13	20	28	20	23	17	25	229	29.4	1.31
Diarrhoea	22	24	44	42	26	29	38	55	82	35	47	51	486	63.1	...
Hepatitis	28	26	29	24	22	35	31	41	29	37	21	11	335	43.0	5.07
Spleen Disease	2	3	1	4	2	3	2	3	...	3	1	...	24	3.1	4.17
Respiratory Diseases	33	55	38	33	23	25	34	28	32	49	53	38	431	55.3	7.93
Phthisis Pulmonalis	6	2	6	...	...	5	4	8	12	11	8	3	71	9.1	15.49
Scurvy	...	...	...	...	...	...	...	...	...	...	...	...	1	...	...
Rheumatism	34	32	63	42	27	35	...	41	27	28	...	37	496	62.1	...
Veneral Diseases	305	303	357	229	192	212	230	210	227	192	227	163	2,898	372.9	...
Eye Diseases	12	6	19	18	20	21	14	8	17	11	13	3	162	20.8	...
Abscess and Ulcer	55	47	66	55	60	80	80	76	51	59	42	28	699	89.7	...
Wounds and Accidents	66	69	65	40	39	60	38	51	39	41	51	49	589	75.6	...
All other Causes	77	83	133	101	106	144	127	167	144	136	124	69	1,611	181.1	...
	771	767	994	757	663	857	812	935	904	796	763	571	9,639	...	...
Admitted per 1,000 of the Average Strength in each Month.															
	92.7	92.4	121.9	95.9	85.1	110.3	104.5	120.6	121.3	103.5	105.3	89.5	123.9	...	...



# EUROPEAN TROOPS, 1875.

## VIII.

TABLE showing the SICKNESS and MORTALITY among the EUROPEAN TROOPS serving in the MEERUT and ROHILCUND DISTRICTS during the Year 1875, and the prevalence of the principal Diseases in each Month of the Year.

MONTHS.	Average Strength.	Average Number Daily Sick.	Number Daily Sick per 1,000 of Strength.	Number of Deaths.	Died per 1,000 of Strength.	CAUSES OF DEATH IN HOSPITAL.																Died out of Hospital.				
						Cholera.	Smallpox.	Enteric Fever.	Fever, Intermittent.	Fever, Remittent.	Fever, Continued.	Apoplexy.	Delirium Tremens.	Dysentery.	Diarrhea.	Hepatitis.	Spleen Disease.	Respiratory Diseases.	Heart Disease.	Phthisis Pulmonalis.	Dropsy.		Scurvy.	Atrophy and Anæmia.	Wounds and Accidents.	All other Causes.
January	4,572	243	53.1	7	...	...	...	2	...	...	...	...	...	...	...	...	2	1	...	...	...	...	...	...	2	...
February	5,029	267	53.1	3	...	...	...	1	...	...	...	...	...	...	...	...	...	1	...	...	...	...	...	...	...	...
March	4,773	231	48.4	6	...	1	1	1	...	...	...	...	...	...	...	...	...	...	...	...	...	...	...	...	...	...
April	4,261	267	62.7	9	...	...	...	1	...	1	...	...	...	...	...	...	...	...	...	...	...	...	...	1	1	...
May	4,231	243	57.4	10	...	5	...	...	...	...	...	...	...	...	...	...	...	...	...	...	...	...	...	...	...	...
June	4,220	239	56.5	13	...	1	...	1	...	...	...	...	...	...	...	...	...	...	...	...	...	...	...	...	3	1
July	4,297	244	56.8	4	...	...	...	...	...	...	...	1	...	...	...	...	...	...	...	...	...	...	...	...	1	1
August	4,222	238	56.4	6	...	5	...	...	...	...	...	...	...	...	...	...	...	...	...	...	...	...	...	...	1	...
September	4,219	270	64.0	19	...	11	...	...	...	...	1	...	1	...	...	...	1	1	...	...	...	...	...	...	1	3
October	4,244	245	57.7	7	...	1	...	...	...	...	...	...	...	...	...	...	...	1	...	...	...	...	...	...	2	1
November	4,375	221	50.5	4	...	...	...	1	...	...	...	...	1	...	...	...	1	...	...	...	...	...	...	...	...	...
December	4,390	182	41.5	8	...	...	...	...	...	...	...	1	...	...	...	...	1	1	...	...	...	...	...	...	2	2
						26	1	7	...	1	1	9	...	5	...	7	...	4	8	4	...	...	...	1	13	8
Died per 1,000 of the Average Strength.																										
For the year	4,395	240	54.6	95	21.62	5.92	23	1.59	46	2.05	...	1.14	...	1.59	...	91	1.82	91	...	...	...	...	...	23	2.96	1.82

CAUSES OF ADMISSIONS.	NUMBER OF ADMISSIONS INTO HOSPITAL IN EACH MONTH.												Total Admitted during the Year.	Admitted per 1,000 of Strength.	Died out of each hundred cases treated.
	Jan.	Feb.	March.	April.	May.	June.	July.	Aug.	Sept.	Oct.	Nov.	Dec.			
Cholera	...	...	1	3	7	2	...	6	14	1	...	...	34	7.7	76.47
Smallpox	1	2	...	...	...	...	...	...	...	...	...	...	3	...	33.33
Enteric Fever	1	1	...	2	1	1	...	1	...	...	1	...	9	2.0	77.78
Fever, Intermittent	103	107	134	188	160	215	176	209	170	126	119	42	1,740	396.9	...
" Remittent	...	1	2	7	8	12	4	8	4	5	2	2	55	...	...
" Continued	15	8	23	30	23	28	15	10	16	9	6	3	186	44.8	...
Apoplexy	2	...	1	1	...	8	1	2	2	...	1	...	18	4.1	60.09
Delirium Tremens	1	...	...	2	4	...	...	4	4	1	1	2	19	4.3	...
Dysentery	6	6	11	9	9	8	8	24	25	24	24	10	163	37.1	3.07
Diarrhoea	12	9	16	27	16	13	16	58	85	18	24	17	311	70.8	...
Hepatitis	7	5	7	11	16	14	9	18	19	15	13	8	142	32.3	4.93
Spleen Disease	2	2	...	2	3	2	5	5	6	3	2	...	32	7.3	...
Respiratory Diseases	33	38	25	26	20	25	23	39	20	16	31	19	315	71.7	1.27
Phthisis Pulmonalis	...	1	...	1	1	2	3	2	1	4	4	1	20	4.6	20.00
Scurvy	...	...	...	...	1	...	...	...	...	...	...	...	1	...	...
Rheumatism	21	16	21	14	13	17	15	25	15	11	16	6	190	43.2	...
Veneral Diseases	101	71	134	86	66	59	57	79	60	51	80	93	930	211.6	...
Eye Diseases	7	4	8	19	11	10	4	17	10	4	8	5	107	24.3	...
Abscess and Ulcer	24	26	31	17	22	41	62	46	51	23	27	18	391	89.0	...
Wounds and Accidents	37	49	57	38	26	41	32	32	28	44	44	28	456	103.8	...
All other Causes	55	49	60	68	66	66	66	85	65	64	52	20	696	158.4	...
	427	398	535	541	463	564	496	661	585	419	455	274	5,818		
Admitted per 1,000 of the Average Strength in each Month.															
	93.4	79.2	112.1	127.0	109.4	133.6	117.9	156.6	138.7	98.7	104.0	62.4	132.8		



# EUROPEAN TROOPS, 1875.

## IX.

TABLE showing the SICKNESS and MORTALITY among the EUROPEAN TROOPS serving in the AGRA DISTRICT and in CENTRAL INDIA during the Year 1875, and the prevalence of the principal Diseases in each Month of the Year.

MONTHS.	Average Strength.	Average Number Daily Sick.	Number Daily Sick per 1,000 of Strength.	Number of Deaths.	Died per 1,000 of Strength.	CAUSES OF DEATHS IN HOSPITAL.																	Died out of Hospital.				
						Cholera.	Smallpox.	Enteric Fever.	Fever, Intermittent.	Fever, Remittent.	Fever, Continued.	Apoplexy.	Delirium Tremens.	Dysentery.	Diarrhea.	Hepatitis.	Spleen Disease.	Respiratory Diseases.	Heart Diseases.	Phthisis Pulmonalis.	Dropsy.	Scurvy.		Atrophy and Anæmia.	Wounds and Accidents.	All other Causes.	
January	4,129	229	55.3	5	...	...	...	1	...	...	...	...	...	...	...	...	...	...	...	...	...	...	...	...	...	...	...
February	4,315	227	52.6	...	...	...	...	...	1	...	...	...	...	...	...	...	...	...	...	...	...	...	...	...	...	...	...
March	4,373	208	47.6	6	...	...	...	...	1	...	...	...	...	...	...	...	...	...	...	...	...	...	...	...	...	...	...
April	4,383	188	42.9	1	...	...	...	...	...	...	...	...	...	...	...	...	...	...	...	...	...	...	...	...	...	...	...
May	4,378	253	57.8	...	...	...	...	...	...	...	...	...	...	...	...	...	...	...	...	...	...	...	...	...	...	...	...
June	4,372	292	66.9	13	...	...	...	...	...	...	...	...	...	...	...	...	...	...	...	...	...	...	...	...	...	...	...
July	4,365	291	66.8	2	...	...	...	...	...	...	...	...	...	...	...	...	...	...	...	...	...	...	...	...	...	...	...
August	4,359	263	60.5	15	...	11	...	...	...	1	...	...	...	...	...	...	...	...	...	...	...	...	...	...	...	...	...
September	4,331	302	69.7	14	...	10	...	...	...	1	...	...	1	...	...	...	...	...	...	...	...	...	...	...	...	...	...
October	4,399	296	67.4	4	...	3	...	1	...	...	...	...	...	...	...	...	...	...	...	...	...	...	...	...	...	...	...
November	4,250	289	67.9	6	...	...	...	...	...	...	...	...	...	1	1	...	...	1	...	...	...	...	...	...	...	...	...
December	4,175	296	70.9	1	...	...	...	...	...	...	...	...	...	...	...	...	...	...	...	...	...	...	...	...	...	...	...
						24	...	2	...	2	1	8	...	3	1	3	...	4	4	5	...	...	...	...	...	11	4
Died per 1,000 of the Average Strength.																											
For the year	4,310	250	58.0	72	16.71	5.57	...	1.46	...	1.70	1.96	...	1.70	2.3	1.70	...	1.93	1.93	1.16	...	...	...	...	...	...	2.55	1.93

CAUSES OF ADMISSIONS.	NUMBER OF ADMISSIONS INTO HOSPITAL IN EACH MONTH.												Total Admitted during the Year.	Admitted per 1,000 of Strength.	Died out of each hundred cases treated.
	Jan.	Feb.	March.	April.	May.	June.	July.	Aug.	Sept.	Oct.	Nov.	Dec.			
Cholera	...	...	...	...	...	...	...	17	8	3	...	...	28	6.5	85.71
Smallpox	...	...	...	2	...	...	...	...	...	...	...	...	2	...	...
Enteric Fever	...	...	...	...	...	1	...	...	...	1	...	...	2	...	100.00
Fever, Intermittent	87	70	53	70	64	108	90	151	212	276	212	111	1,510	350.3	...
" Remittent	2	2	7	13	16	63	33	34	28	29	19	7	253	...	...
" Continued	7	12	27	20	29	36	16	26	13	23	25	16	250	116.7	60
Apoplexy	...	...	...	1	...	12	1	1	...	...	...	...	15	3.5	53.33
Delirium Tremens	1	...	...	...	...	2	...	1	...	...	...	...	5	1.2	...
Dysentery	3	3	5	5	6	12	6	27	25	14	10	1	117	27.1	2.56
Diarrhoea	5	6	21	18	8	12	17	85	33	12	12	1	231	53.6	43
Hepatitis	8	15	19	18	25	21	21	27	20	27	22	9	252	53.8	1.29
Spleen Disease	...	2	2	...	1	5	5	2	5	1	3	4	39	7.0	...
Respiratory Diseases	30	37	28	16	33	26	16	14	8	12	15	16	251	58.2	1.59
Phthisis Pulmonalis	2	...	1	...	1	2	2	1	3	6	3	2	23	5.3	21.74
Scurvy	...	...	...	...	...	...	...	...	...	...	...	...	...	...	...
Rheumatism	12	20	16	8	13	22	12	19	19	15	22	6	184	42.7	...
Veneral Diseases	76	69	66	85	63	67	56	69	48	34	44	32	691	160.3	...
Eye Diseases	4	5	11	12	10	7	7	12	11	20	15	10	124	28.8	...
Abscess and Ulcer	12	20	25	22	37	44	37	39	24	21	36	18	326	75.6	...
Wounds and Accidents	39	28	48	34	25	27	28	19	16	24	28	44	360	83.5	...
All other Causes	56	51	56	56	52	113	56	69	58	72	63	34	716	166.1	...
	324	331	388	378	394	579	400	596	532	589	529	311	5,369		
Admitted per 1,000 of the Average Strength in each Month.															
	78.5	70.7	88.7	80.2	87.7	132.4	93.7	137.0	122.8	137.0	124.5	74.5	1241.3		



# EUROPEAN TROOPS, 1875.

## X.

TABLE showing the SICKNESS and MORTALITY among the EUROPEAN TROOPS serving in the PUNJAB during the Year 1875, and the prevalence of the principal Diseases in each Month of the Year.

MONTHS.	Average Strength.	Average Number Daily Sick.	Number Daily Sick per 1,000 of Strength.	Number of Deaths.	Died per 1,000 of Strength.	CAUSES OF DEATH IN HOSPITAL.																				
						Cholera.	Smallpox.	Enteric Fever.	Fever, Intermittent.	Fever, Remittent.	Fever, Continued.	Apoplexy.	Delirium Tremens.	Dysentery.	Diarrhea.	Hepatitis.	Spleen Disease.	Respiratory Diseases.	Heart Disease.	Phthisis Pulmonalis.	Dropsy.	Scurvy.	Atrophy and Anæmia.	Wounds and Accidents.	All other Causes.	Died out of Hospital.
January	13,776	736	53.4	9	...	...	...	...	...	...	1	...	...	...	...	...	...	...	...	...	...	...	...	...	...	
February	13,271	677	51.0	8	...	...	...	...	...	...	...	...	...	...	...	...	...	...	...	...	...	...	...	...	...	
March	13,649	601	44.0	2	...	...	...	...	...	...	1	...	...	...	...	...	...	...	...	...	...	...	...	...	...	
April	11,337	551	48.6	8	...	...	...	...	...	...	...	...	...	...	...	...	...	...	...	...	...	...	...	...	...	
May	10,622	565	53.2	13	...	...	...	...	...	...	...	...	...	...	...	...	...	...	...	...	...	...	...	...	...	
June	10,550	585	55.5	37	...	...	...	...	...	...	...	...	...	...	...	...	...	...	...	...	...	...	...	...	...	
July	10,475	627	59.9	27	...	...	...	...	...	...	...	...	...	...	...	...	...	...	...	...	...	...	...	...	...	
August	10,469	596	56.9	37	...	18	...	...	...	...	...	...	...	...	...	...	...	...	...	...	...	...	...	...	...	
September	10,361	670	64.7	18	...	3	...	...	...	...	...	...	...	...	...	...	...	...	...	...	...	...	...	...	...	
October	11,024	848	76.9	17	...	5	...	1	...	...	...	...	...	...	...	...	...	...	...	...	...	...	...	...	...	
November	13,305	949	71.3	22	...	1	...	3	...	...	...	...	...	...	...	...	...	...	...	...	...	...	...	...	...	
December	13,844	996	72.1	15	...	...	...	3	...	...	...	...	...	...	...	...	...	...	...	...	...	...	...	...	...	
						27	...	28	...	26	7	41	1	8	1	10	...	20	7	15	...	...	...	...	...	
Died per 1,000 of the Average Strength.																										
For the year	11,888	699	58.8	218	18.34	2.27	...	2.36	...	2.27	3.45	.08	.07	.08	.84	...	1.68	.39	1.20	...	...	...	.08	1.85	.84	

CAUSES OF ADMISSIONS.	NUMBER OF ADMISSIONS INTO HOSPITAL IN EACH MONTH.												Total Admitted during the Year.	Admitted per 1,000 of Strength.	Died out of each hundred cases treated.
	Jan.	Feb.	March.	April.	May.	June.	July.	Aug.	Sept.	Oct.	Nov.	Dec.			
Cholera	...	...	...	...	...	...	1	36	7	6	3	...	47	4.0	57.45
Smallpox	...	...	...	...	...	...	2	...	...	...	...	...	2	.2	...
Enteric Fever	1	2	1	6	14	11	3	...	1	4	6	5	54	4.5	51.85
Fever, Intermittent	287	205	206	214	194	347	275	389	511	1,083	1,688	1,362	6,561	551.9	...
" Remittent	2	2	6	12	10	23	22	15	195	297	91	32	707	59.7	...
" Continued	78	39	109	445	452	406	414	301	258	195	129	68	2,894	242.9	75
Apoplexy	1	1	3	2	5	28	36	9	6	3	1	1	96	8.1	42.71
Delirium Tremens	2	...	6	1	4	2	7	6	4	5	3	2	42	3.5	2.38
Dysentery	9	7	18	16	23	20	20	33	44	38	32	22	282	23.7	2.84
Diarrhea	24	21	43	164	60	51	48	112	68	59	68	59	717	60.3	7.4
Hepatitis	30	24	43	26	34	37	30	42	35	22	47	38	468	39.3	2.45
Spleen Disease	17	12	23	5	3	4	8	16	11	25	24	18	166	14.0	...
Respiratory Diseases	253	196	105	50	85	93	86	70	78	72	151	125	1,365	114.8	1.47
Phthisis Pulmonalis	14	5	4	3	9	8	7	10	8	8	21	12	109	9.2	13.76
Scurvy	...	1	...	...	...	...	...	...	...	...	1	...	2	.2	...
Rheumatism	103	61	77	62	50	75	57	70	51	53	69	57	794	66.8	...
Veneral Diseases	293	190	261	164	114	157	96	103	76	80	177	157	1,778	149.6	...
Eye Diseases	22	18	23	23	20	11	21	10	21	22	24	15	230	19.3	...
Abscess and Ulcer	106	67	104	69	73	95	103	105	63	59	72	72	988	83.1	...
Wounds and Accidents	141	95	165	139	98	82	61	102	72	85	130	109	1,280	107.7	...
All other Causes	185	162	212	129	121	202	170	193	134	130	238	157	2,033	171.0	...
	1,478	1,108	1,411	1,470	1,378	1,652	1,467	1,616	1,643	2,246	2,975	2,111	20,555	...	...
Admitted per 1,000 of the Average Strength in each Month.															
	107.3	83.5	103.4	129.6	129.7	156.6	149.0	154.4	158.6	200.7	223.6	152.8	172.1	...	...



# EUROPEAN TROOPS, 1875.

## XI.

TABLE showing the SICKNESS and MORTALITY among the EUROPEAN TROOPS occupying HILL STATIONS during the Year 1875, and the prevalence of the principal Diseases in each Month of the Year.

MONTHS.	Average Strength.	Average Number Daily Sick.	Number Daily Sick per 1,000 of Strength.	Number of Deaths.	Died per 1,000 of Strength.	CAUSES OF DEATHS IN HOSPITAL.																		Died out of Hospital.		
						Cholera.	Smallpox.	Enteric Fever.	Fever, Intermittent.	Fever, Remittent.	Fever, Continued.	Apoplexy.	Delirium Tremens.	Dysentery.	Diarrhoea.	Hepatitis.	Spleen Disease.	Respiratory Diseases.	Heart Diseases.	Phthisis Pulmonalis.	Dropsy.	Scurvy.	Atrophy and Anæmia.		Wounds and Accidents.	All other Causes.
January	1,750	69	39.7	...	...	...	...	...	...	...	...	...	...	...	...	...	...	...	...	...	...	...	...	...	...	...
February	1,721	70	40.6	...	...	...	...	...	...	...	...	...	...	...	...	...	...	...	...	...	...	...	...	...	...	...
March	2,496	103	42.3	...	...	...	...	...	...	...	...	...	...	...	...	...	...	...	...	...	...	...	...	...	...	...
April	5,375	237	44.1	...	...	...	...	...	...	...	...	...	...	...	...	...	...	...	...	...	...	...	...	...	...	...
May	6,039	307	50.8	...	...	...	...	...	...	...	...	...	...	...	...	...	...	...	...	...	...	...	...	...	...	...
June	6,033	293	48.4	...	...	...	...	...	...	...	...	...	...	...	...	...	...	...	...	...	...	...	...	...	...	...
July	6,051	294	48.6	...	...	...	...	...	...	...	...	...	...	...	...	...	...	...	...	...	...	...	...	...	...	...
August	6,065	267	44.0	10	...	...	...	...	...	...	...	...	...	...	...	...	...	...	...	...	...	...	...	...	...	...
September	6,007	235	38.5	...	...	...	...	...	...	...	...	...	...	...	...	...	...	...	...	...	...	...	...	...	...	...
October	5,267	180	34.0	...	...	...	...	...	...	...	...	...	...	...	...	...	...	...	...	...	...	...	...	...	...	...
November	3,429	129	35.0	...	...	...	...	...	...	...	...	...	...	...	...	...	...	...	...	...	...	...	...	...	...	...
December	3,160	129	39.7	...	...	...	...	...	...	...	...	...	...	...	...	...	...	...	...	...	...	...	...	...	...	...
						4	...	3	...	...	2	...	...	2	1	4	1	1	3	1	...	...	...	3	8	4
Died per 1,000 of the Average Strength.																										
For the year	4,450	191	42.9	37	8.31	90	...	67	...	45	...	...	45	22	90	22	22	67	22	...	...	...	67	180	90	...

CAUSES OF ADMISSIONS.	NUMBER OF ADMISSIONS INTO HOSPITAL IN EACH MONTH.												Total Admitted during the Year.	Admitted per 1,000 of Strength.	Died out of each hundred cases treated.
	Jan.	Feb.	March.	April.	May.	June.	July.	Aug.	Sept.	Oct.	Nov.	Dec.			
Cholera	...	...	...	...	...	...	1	5	...	...	1	...	7	16	57.11
Smallpox	...	...	...	...	...	...	...	...	...	...	...	...	...	...	...
Enteric Fever	...	...	...	...	...	...	...	...	...	...	...	...	...	...	...
Fever, Intermittent	7	12	45	158	135	111	87	100	84	43	31	14	832	187.0	75.00
" Remittent	...	...	...	...	...	...	...	...	...	...	...	...	...	...	...
" Continued	1	2	6	41	47	62	28	42	25	13	6	1	274	63.4	7.1
Apoplexy	...	...	...	...	...	...	...	...	...	...	...	...	...	...	...
Delirium Tremens	...	...	...	...	...	...	...	...	...	...	...	...	...	...	...
Dysentery	1	...	3	5	21	8	6	4	...	5	2	5	66	14.8	3.03
Diarrhoea	2	4	1	20	20	46	88	47	12	10	7	16	273	61.3	37
Hepatitis	3	3	5	12	9	22	22	33	17	7	9	3	135	30.3	2.96
Spleen Disease	...	1	1	6	1	3	...	1	1	1	...	...	15	3.4	6.02
Respiratory Diseases	20	16	33	32	51	29	33	22	17	20	9	25	307	69.0	33
Phthisis Pulmonalis	...	1	1	2	1	5	1	3	4	4	...	2	24	5.4	4.17
Scurvy	...	...	...	...	...	...	...	...	...	...	...	...	...	...	...
Rheumatism	5	7	14	34	49	68	37	44	33	28	22	8	349	78.4	...
Veneral Diseases	26	22	54	79	74	87	69	78	58	69	77	62	755	169.7	...
Eye Diseases	3	...	5	8	18	9	8	6	5	7	4	6	79	17.8	...
Abscess and Ulcer	9	10	18	36	35	28	20	22	23	9	16	13	239	53.7	...
Wounds and Accidents	9	15	36	34	47	65	52	62	42	59	25	21	467	104.9	...
All other Causes	24	6	37	61	80	91	72	68	61	42	32	23	597	134.2	...
	110	90	259	528	590	641	525	533	388	318	243	190	4,433		...
Admitted per 1,000 of the Average Strength in each Month.															
	63.2	57.5	106.3	98.2	97.7	105.9	86.8	87.9	63.6	69.1	70.9	61.2	996.2		...



# EUROPEAN TROOPS, 1875.

## XII.

TABLE showing the SICKNESS and MORTALITY among the EUROPEAN SOLDIERS occupying the HILL CONVALESCENT DEPOTS of the BENGAL PRESIDENCY during the HOT SEASON of 1875, and the prevalence of the principal Diseases in each Month of the Period.

MONTHS.	Average Strength.	Average Number Daily Sick.	Number Daily Sick per 1,000 of Strength.	Number of Deaths.	Died per 1,000 of Strength.	CAUSES OF DEATHS IN HOSPITAL.																Died out of Hospital.					
						Cholera.	Smallpox.	Enteric Fever.	Fever, Intermittent.	Fever, Remittent.	Fever, Continued.	Apoplexy.	Delirium Tremens.	Dysentery.	Diarrhoea.	Hepatitis.	Spleen Disease.	Respiratory Diseases.	Heart Diseases.	Phthisis Pulmonalis.	Dropsy.		Scurvy.	Atrophy and Anæmia.	Wounds and Accidents.	All other Causes.	
January	691	42	...	...	...	...	...	...	...	...	...	...	...	...	...	...	...	...	...	...	...	...	...	...	...	...	
February	557	32	...	...	...	...	...	...	...	...	...	...	...	...	...	...	...	...	...	...	...	...	...	...	...	...	
March	587	45	...	1	...	...	...	...	...	...	...	...	...	...	...	...	...	...	...	...	...	...	...	...	...	...	
April	1,729	148	85.6	...	...	...	...	1	...	1	...	...	...	...	...	...	...	...	...	...	...	...	...	...	...	...	
May	2,166	207	95.6	9	...	...	...	...	...	...	...	1	...	1	...	...	...	...	...	...	...	...	...	3	1		
June	2,181	222	101.8	5	...	...	...	...	...	...	...	...	...	...	1	...	...	...	...	...	...	...	...	1	...		
July	2,178	224	102.8	11	...	...	...	...	...	...	...	...	...	...	1	...	1	...	...	...	...	...	...	...	...		
August	2,170	212	97.7	3	...	...	...	...	...	...	...	...	...	...	1	...	1	...	...	...	...	...	...	...	...		
September	2,184	163	74.6	...	...	...	...	...	...	...	...	...	...	...	...	...	...	...	...	...	...	...	...	...	...		
October	2,029	136	66.4	3	...	...	...	...	...	...	...	...	...	...	2	...	...	...	1	...	...	...	...	...	...		
November	1,088	74	...	1	...	...	...	...	...	...	...	...	...	...	...	...	...	...	...	...	...	...	...	...	...		
December	751	33	...	1	...	...	...	...	...	...	...	...	...	...	1	...	...	...	...	...	...	...	...	...	...		
						9	...	2	...	3	1	...	...	1	...	7	1	1	3	3	...	...	...	...	4	1	
Died per 1,000 of the Average Strength in seven Months.																											
For 7 months	2,094*	187	89.3	33	15.76	4.39	...	48	1.91	...	...	48	...	2.87	48	48	96	1.43	...	...	...	...	...	1.91	48	...	

CAUSES OF ADMISSIONS.	NUMBER OF ADMISSIONS INTO HOSPITAL IN EACH MONTH.												Total Admitted during the Year.	Admitted per 1,000 of Strength (7 months from April to October.)	Died out of each hundred cases treated.
	Jan.	Feb.	March.	April.	May.	June.	July.	Aug.	Sept.	Oct.	Nov.	Dec.			
Cholera	...	...	...	...	...	...	15	2	...	...	...	...	17	8.1	52.94
Smallpox	...	...	...	...	...	...	...	...	...	...	...	...	...	...	...
Enteric Fever	...	...	...	1	...	...	...	...	...	...	...	...	...	...	...
Fever, Intermittent	12	5	10	85	175	182	121	95	55	26	17	6	789	362.9	100.00
" Remittent	...	...	1	3	...	4	...	...	1	...	...	...	10	...	...
" Continued	1	...	4	27	16	17	17	6	10	6	4	2	109	51.1	3.36
Apoplexy	...	...	...	...	...	...	...	...	...	...	...	...	...	...	...
Delirium Tremens	...	...	...	...	...	...	...	...	...	...	...	...	...	...	...
Dysentery	...	2	...	8	7	14	13	9	9	2	4	...	74	27.7	1.55
Diarrhoea	...	1	5	15	12	25	58	38	13	7	...	...	174	80.2	...
Hepatitis	2	...	6	20	18	26	18	28	16	11	8	2	153	65.4	4.52
Spleen Disease	1	...	...	4	14	12	12	7	3	5	2	...	60	27.2	1.07
Respiratory Diseases	3	4	...	23	23	16	9	12	13	18	4	2	137	54.4	7.3
Phthisis Pulmonalis	1	1	...	1	...	7	11	6	2	4	2	...	35	14.8	8.57
Scurvy	...	...	...	...	...	...	...	...	...	...	...	...	...	...	...
Rheumatism	4	...	14	...	17	30	16	21	11	14	6	4	161	62.6	...
Veneral Diseases	7	5	28	53	23	26	19	27	24	21	12	3	248	92.2	...
Eye Diseases	...	...	1	8	3	3	1	2	...	2	...	...	20	8.1	...
Abscess and Ulcer	1	...	2	14	11	8	9	5	4	6	3	1	64	27.2	...
Wounds and Accidents	6	4	5	11	14	21	15	18	16	16	6	8	140	53.9	...
All other Causes	10	10	22	89	74	105	65	72	58	41	27	14	593	240.7	...
	54	34	116	383	414	495	395	348	228	181	96	44	2,788		
Admitted per 1,000 of the Average Strength in each Month.															
...	...	...	...	221.5	191.1	227.0	181.4	160.4	104.4	88.3	...	...	1167.1		

\* The results given in this line are for the season of full occupation, April to October, not for the entire year.



# EUROPEAN TROOPS, 1875.

## XIII.

TABLE showing the SICKNESS and MORTALITY among the EUROPEAN TROOPS serving in RAJPOOTANA, MALWA, SIND and ADEN during the Year 1875, and the prevalence of the principal Diseases in each Month of the Year.

MONTHS.	Average Strength.	Average Number Daily Sick.	Number Daily Sick per 1,000 of Strength.	Number of Deaths.	Died per 1,000 of Strength.	CAUSES OF DEATHS IN HOSPITAL.																		Died out of Hospital.		
						Cholera.	Smallpox.	Enteric Fever.	Fever, Intermittent.	Fever, Remittent.	Fever, Continued.	Apoplexy.	Delirium Tremens.	Dysentery.	Diarrhoea.	Hepatitis.	Spleen Disease.	Respiratory Diseases.	Heart Diseases.	Phthisis Pulmonalis.	Dropsy.	Scurvy.	Atrophy and Anæmia.		Wounds and Accidents.	All other Causes.
January	5,198	254	48.9	4	...	...	...	...	...	...	...	...	...	...	1	...	1	...	...	...	...	...	...	1	...	
February	5,515	243	44.1	4	...	...	...	...	1	...	1	...	...	...	1	...	...	...	...	...	...	...	...	1	...	
March	6,216	270	43.4	11	...	...	...	1	...	1	...	...	...	...	1	...	4	1	1	...	...	...	...	4	1	
April	5,919	296	49.8	6	...	...	...	1	...	...	3	...	...	...	...	...	...	...	...	...	...	...	...	4	1	
May	5,871	284	48.4	13	...	4	...	...	...	...	4	...	...	...	1	...	...	1	...	...	...	...	...	...	...	
June	5,773	277	48.0	19	...	6	...	2	...	1	...	...	...	...	1	...	4	...	...	...	...	...	...	...	...	
July	5,734	269	47.2	8	...	1	...	1	...	1	...	2	...	...	1	...	...	...	...	...	...	...	...	...	...	
August	5,611	329	58.6	39	...	24	...	...	...	1	...	...	...	...	1	...	...	1	...	...	...	...	...	...	...	
September	5,585	383	68.6	18	...	1	...	5	1	2	...	...	1	...	1	...	1	...	...	...	...	...	...	3	...	
October	5,613	351	62.5	6	...	1	...	...	...	...	...	...	1	...	1	...	...	...	...	...	...	...	...	1	...	
November	5,191	282	54.3	4	...	...	...	...	...	...	...	...	...	...	...	...	...	...	...	...	...	...	...	...	...	
December	4,789	217	45.3	5	...	...	...	1	...	...	1	...	...	...	...	...	...	...	1	1	...	...	...	...	...	
						37	...	11	1	6	3	17	2	5	...	10	...	6	3	5	...	...	...	1	12	9
Died per 1,000 of the Average Strength.																										
For the year	5,587	290	51.9	128	22.91	6.62	...	1.97	1.79	3.01	3.0	3.0	...	1.79	...	1.07	5.4	8.0	...	...	...	...	...	1.8	2.15	1.61

CAUSES OF ADMISSIONS.	NUMBER OF ADMISSIONS INTO HOSPITAL IN EACH MONTH.												Total Admitted during the Year.	Admitted per 1,000 of Strength.	Died out of each hundred cases treated.
	Jan.	Feb.	March.	April.	May.	June.	July.	Aug.	Sept.	Oct.	Nov.	Dec.			
Cholera	...	...	...	...	9	7	1	31	4	1	...	...	53	9.5	69.81
Smallpox	...	...	...	...	...	...	...	...	...	...	...	...	...	...	...
Enteric Fever	...	...	...	2	2	...	1	...	3	...	...	...	14	2.5	78.57
Fever, Intermittent	138	125	122	108	115	158	144	196	238	255	234	191	1,954	349.7	95
" Remittent	6	7	12	4	5	17	6	33	33	30	32	28	213	128.0	1.28
" Continued	8	14	41	59	42	57	36	58	90	38	26	22	491	...	...
Apoplexy	...	...	3	6	12	22	1	4	5	1	...	1	55	9.8	30.91
Delirium Tremens	4	...	1	1	3	2	3	4	6	2	3	...	29	5.2	6.90
Dysentery	2	4	11	13	9	6	14	40	13	11	12	7	142	25.4	3.52
Diarrhoea	17	12	35	35	18	17	27	87	40	14	12	13	327	58.5	...
Hepatitis	13	18	23	15	10	22	22	23	23	21	14	8	212	37.9	4.72
Spleen Disease	4	5	5	8	9	2	9	2	2	4	...	4	54	9.6	...
Respiratory Diseases	32	53	53	34	19	27	36	39	16	21	23	20	361	65.1	1.65
Phthisis Pulmonalis	5	3	3	1	1	3	3	5	3	1	5	2	35	6.3	14.29
Scurvy	...	...	...	...	...	...	...	1	...	...	1	...	3	...	...
Rheumatism	21	19	31	25	27	23	25	35	26	18	15	13	278	49.8	...
Veneral Diseases	93	84	98	82	59	68	58	70	42	46	65	53	818	146.4	...
Eye Diseases	6	6	21	13	13	10	12	17	19	18	10	10	153	27.7	...
Abscess and Ulcer	30	37	74	55	53	83	51	75	51	43	58	29	639	114.4	...
Wounds and Accidents	42	37	57	64	59	68	52	60	45	48	58	59	640	114.6	...
All other Causes	46	54	77	79	66	167	73	97	72	65	77	39	852	152.5	...
	467	478	609	595	522	609	574	870	760	638	645	411	7,328		
Admitted per 1,000 of the Average Strength in each Month.															
	89.8	86.7	107.6	100.0	88.9	121.1	100.2	155.1	136.1	113.7	124.3	85.8	1,311.6		



# EUROPEAN TROOPS, 1875.

## XIV.

TABLE showing the SICKNESS and MORTALITY among the EUROPEAN TROOPS serving in the DECCAN and in NAGPORE during the Year 1875, and the prevalence of the principal Diseases in each Month of the Year.

(The Garrison of Bombay is included in this Statement.)

MONTHS.	Average Strength.	Average Number Daily Sick.	Number Daily Sick per 1,000 of Strength.	Number of Deaths.	Died per 1,000 of Strength.	CAUSES OF DEATHS IN HOSPITAL.																		Died out of Hospital.			
						Cholera.	Smallpox.	Enteric Fever.	Fever, Intermittent.	Fever, Remittent.	Fever, Continued.	Apoplexy.	Delirium Tremens.	Dysentery.	Diarrhoea.	Hepatitis.	Spleen Disease.	Respiratory Diseases.	Heart Diseases.	Phthisis Pulmonalis.	Dropsy.	Scurvy.	Atrophy and Anæmia.		Wounds and Accidents.	All other Causes.	
January	6,792	378	55.7	4	...	...	...	...	...	1	...	...	...	...	1	...	...	...	1	...	...	...	...	1	...		
February	6,873	354	51.5	9	...	...	...	...	...	...	...	...	...	3	...	...	...	...	...	...	...	...	...	3	...		
March	6,914	318	46.0	6	...	...	1	...	...	...	1	...	...	...	1	...	...	...	...	...	...	...	...	1	...		
April	7,399	348	47.0	8	...	...	...	3	...	12	...	...	...	1	...	...	...	...	1	...	...	...	...	...	...		
May	7,411	355	47.9	5	...	...	...	...	...	...	1	...	1	...	...	...	...	...	...	...	...	...	...	...	...		
June	7,508	395	52.6	15	...	12	...	4	...	...	...	...	...	...	1	...	...	...	...	...	...	...	1	...	3		
July	7,731	453	58.4	10	...	...	...	1	...	...	1	1	...	12	...	...	...	...	3	...	...	...	...	12	...		
August	7,752	453	58.4	21	...	12	...	...	...	...	12	...	1	...	...	1	...	...	1	...	...	...	...	12	...		
September	7,718	423	54.8	11	...	1	...	1	...	...	...	12	12	...	...	1	...	1	1	...	...	...	1	1	...		
October	7,498	437	58.4	10	...	...	...	1	...	...	...	1	...	...	...	...	...	...	1	...	...	...	...	1	2		
November	7,713	421	54.4	15	...	...	...	...	...	...	12	...	...	...	...	1	4	12	...	...	...	...	...	12	...		
December	7,411	375	50.6	7	...	...	...	...	...	...	1	1	...	3	...	...	...	1	...	...	...	...	...	1	...		
						15	1	10	...	2	2	6	4	10	2	20	...	2	6	11	...	...	...	2	20	8	
Died per 1,000 of the Average Strength.																											
For the year	7,352	393	53.5	121	16.46	204	14	136	...	54	82	54	136	27	272	...	27	82	150	...	...	...	...	27	272	106	

CAUSES OF ADMISSIONS.	NUMBER OF ADMISSIONS INTO HOSPITAL IN EACH MONTH.												Total Admitted during the Year.	Admitted per 1,000 of Strength.	Died out of each hundred cases treated.
	Jan.	Feb.	March.	April.	May.	June.	July.	Aug.	Sept.	Oct.	Nov.	Dec.			
Cholera	...	...	...	...	...	2	...	19	1	...	1	1	24	3.3	62.50
Smallpox	...	...	...	...	...	...	...	...	...	...	...	...	1	...	100.00
Enteric Fever	...	...	...	5	2	3	3	4	3	...	1	1	24	3.3	41.67
Fever, Intermittent	75	53	56	69	78	225	228	346	334	310	385	160	2,319	315.4	...
" Remittent	7	2	3	6	6	8	2	8	11	11	21	10	95	...	...
" Continued	30	43	51	66	81	107	67	118	79	115	77	70	904	135.9	40
Apoplexy	1	...	1	1	2	1	...	4	...	2	...	...	13	1.8	46.15
Delirium Tremens	4	1	2	3	3	3	7	9	2	3	4	2	43	5.8	9.30
Dysentery	41	21	21	21	16	24	20	37	27	30	45	43	348	47.3	2.87
Diarrhoea	43	33	33	34	35	75	110	107	38	33	29	46	615	83.7	31
Hepatitis	34	22	23	24	22	38	26	26	37	34	40	40	390	49.8	5.46
Spleen Disease	3	3	1	1	2	3	3	2	1	2	1	2	24	3.3	...
Respiratory Diseases	34	41	41	42	28	31	37	50	44	47	60	36	491	66.8	41
Phthisis Pulmonalis	10	5	2	1	6	9	2	6	3	3	8	3	58	7.9	18.97
Scurvy	...	...	...	...	...	...	...	...	...	...	...	...	...	...	...
Rheumatism	21	29	25	15	14	27	24	20	30	...	18	26	270	36.7	...
Veneral Diseases	156	111	165	139	137	165	120	140	85	128	166	150	1,642	223.3	...
Eye Diseases	4	6	11	8	17	15	14	16	8	12	12	8	131	17.8	...
Abcess and Ulcer	47	55	69	59	56	82	60	65	62	61	66	62	744	101.2	43
Wounds and Accidents	45	78	94	60	58	83	63	88	40	58	74	70	824	112.1	...
All other Causes	80	92	113	104	126	154	127	160	110	141	135	104	1,458	198.3	...
	623	597	715	658	689	1,055	913	1,231	924	1,010	1,145	834	10,394		
Admitted per 1,000 of the Average Strength in each Month.															
	91.7	86.9	103.4	88.9	93.0	140.5	117.7	158.8	119.7	134.9	158.7	112.5	1,413.8		



# EUROPEAN TROOPS, 1875.

## XV.

TABLE showing the SICKNESS and MORTALITY among the EUROPEAN TROOPS serving in SOUTHERN INDIA during the Year 1875, and the prevalence of the principal Diseases in each Month of the Year.

MONTHS.	Average Strength.	Average Number Daily Sick.	Number Daily Sick per 1,000 of Strength.	Number of Deaths.	Died per 1,000 of Strength.	CAUSES OF DEATHS IN HOSPITAL.																Died out of Hospital.					
						Cholera.	Smallpox.	Enteric Fever.	Fever, Intermittent.	Fever, Remittent.	Fever, Continued.	Apoplexy.	Delirium Tremens.	Dysentery.	Diarrhoea.	Hepatitis.	Spleen Disease.	Respiratory Diseases.	Heart Diseases.	Phthisis Pulmonalis.	Dropsy.		Scurvy.	Atrophy and Anæmia.	Wounds and Accidents.	All other Causes.	
January	4,883	359	73.5	5	...	...	...	...	...	...	...	...	1	...	2	...	1	1	...	...	...	...	...	...	...	...	
February	4,396	311	70.7	5	...	...	...	...	...	...	...	...	1	...	1	...	1	1	...	...	...	...	...	...	...	...	
March	4,631	249	53.8	...	...	...	...	...	...	...	...	...	...	...	...	...	...	...	...	...	...	...	...	...	...	...	
April	4,714	251	53.2	4	...	...	...	...	...	...	...	...	1	...	...	...	1	1	...	...	...	...	...	...	...	...	
May	4,542	277	61.0	4	...	...	...	...	...	...	...	...	1	...	...	...	1	1	...	...	...	...	...	...	...	...	
June	4,580	276	60.3	4	...	...	...	...	...	...	...	...	1	...	...	...	1	1	...	...	...	...	...	...	...	...	
July	4,572	270	59.1	5	...	...	...	...	...	...	...	...	3	...	...	...	1	1	...	...	...	...	...	...	...	...	
August	4,568	269	58.9	5	...	...	...	...	...	...	...	...	...	...	...	...	1	1	...	...	...	...	...	...	...	...	
September	4,602	268	58.2	5	...	...	...	...	...	...	...	...	...	...	...	...	1	1	...	...	...	...	...	...	...	...	
October	4,616	251	55.0	4	...	...	...	...	...	...	...	...	1	...	...	...	1	1	...	...	...	...	...	...	...	...	
November	4,716	251	53.2	6	...	...	...	...	...	...	...	...	1	...	...	...	1	1	...	...	...	...	...	...	...	...	
December	4,212	203	48.2	4	...	...	...	...	...	...	...	...	2	...	...	...	1	1	...	...	...	...	...	...	...	...	
						5	...	...	...	...	...	...	5	...	4	1	10	...	2	8	4	...	...	...	1	3	11
Died per 1,000 of the Average Strength.																											
For the year	4,596	269	58.7	53	11.56	87	...	...	...	...	1.09	...	87	32	2.18	...	44	174	87	...	...	...	...	22	85	2.40	

CAUSES OF ADMISSIONS.	NUMBER OF ADMISSIONS INTO HOSPITAL IN EACH MONTH.												Total Admitted during the Year.	Admitted per 1,000 of Strength.	Died out of each hundred cases treated.
	Jan.	Feb.	March.	April.	May.	June.	July.	Aug.	Sept.	Oct.	Nov.	Dec.			
Cholera	...	...	...	...	...	...	2	1	...	1	...	1	5	1.1	80.00
Smallpox	...	...	...	...	...	...	...	...	...	...	...	...	...	...	...
Enteric Fever	2	...	...	4	...	1	...	...	...	...	...	...	7	1.5	...
Fever, Intermittent	13	24	29	21	19	21	17	13	13	9	11	10	209	43.6	...
" Remittent	2	5	1	1	...	...	...	1	...	...	...	...	10	...	...
" Continued	48	39	62	59	42	68	85	67	49	54	69	31	673	148.9	...
Apoplexy	...	...	...	1	3	1	2	...	...	...	...	...	7	1.5	71.43
Delirium Tremens	2	1	1	...	1	...	1	...	...	...	...	...	12	2.6	...
Dysentery	17	29	21	10	17	29	17	23	12	17	17	15	213	46.4	1.88
Diarrhoea	15	9	23	13	9	19	22	16	15	14	8	12	175	38.2	3.41
Hepatitis	25	19	25	27	29	26	27	34	16	19	25	11	293	63.9	...
Spleen Disease	1	...	...	...	...	...	...	...	...	...	...	...	2	...	...
Respiratory Diseases	13	17	14	14	13	12	13	7	8	13	10	26	169	34.9	1.25
Phthisis Pulmonalis	5	3	2	2	...	3	5	4	3	3	3	1	34	7.4	11.76
Scurvy	...	...	...	...	...	...	...	...	...	...	...	...	...	...	...
Rheumatism	8	13	17	15	14	17	19	18	15	12	11	4	154	33.6	...
Veneral Diseases	124	90	142	86	77	84	65	71	65	65	64	54	989	215.7	...
Eye Diseases	2	4	4	2	6	17	13	12	11	13	9	3	96	20.9	...
Abscess and Ulcer	52	47	46	53	39	64	57	33	28	26	28	22	475	103.6	...
Wounds and Accidents	34	32	48	32	30	35	23	34	36	25	61	29	409	87.2	...
All other Causes	97	57	76	73	73	103	81	56	77	78	87	60	958	208.9	...
	469	390	512	413	372	509	420	430	349	351	396	270	4,863		
Admitted per 1,000 of the Average Strength in each Month.															
	94.2	88.7	110.6	87.6	81.9	109.2	91.9	91.1	75.8	76.0	84.0	64.1	1,094		

# EUROPEAN TROOPS, 1875.

## XVI.

TABLE showing the SICKNESS and MORTALITY among the EUROPEAN TROOPS serving in BURMAH and PEGU during the Year 1875, and the prevalence of the principal Diseases in each Month of the Year.

MONTHS.	Average Strength.	Average Number Daily Sick.	Number Daily Sick per 1,000 of Strength.	Number of Deaths.	Died per 1,000 of Strength.	CAUSES OF DEATHS IN HOSPITAL.																	Died out of Hospital.				
						Cholera.	Smallpox.	Enteric Fever.	Fever, Intermittent.	Fever, Remittent.	Fever, Continued.	Apoplexy.	Delirium Tremens.	Dysentery.	Diarrhoea.	Hepatitis.	Spleen Disease.	Respiratory Diseases.	Heart Diseases.	Phthisis Pulmonalis.	Dropsy.	Scurvy.		Atrophy and Anæmia.	Wounds and Accidents.	All other Causes.	
January	2,079	75	36.1	2	...	...	...	1	...	...	...	...	...	...	...	...	...	...	...	...	...	...	...	1	...		
February	1,883	65	34.5	...	...	...	...	1	...	...	...	...	...	...	...	...	...	...	...	...	...	...	...	...	...		
March	2,090	67	32.1	...	...	...	...	...	...	...	...	...	...	...	...	...	...	...	...	...	...	...	...	...	...		
April	2,039	89	43.2	...	...	...	...	...	...	...	...	...	...	...	...	...	...	...	...	...	...	...	...	...	...		
May	2,199	95	43.2	5	...	...	...	...	...	...	...	...	...	...	...	...	...	...	...	...	...	...	...	...	...		
June	2,138	123	57.5	1	...	...	...	...	...	...	...	...	...	...	...	...	...	...	...	...	...	...	...	...	...		
July	2,174	118	54.3	...	...	...	...	...	...	...	...	...	...	...	...	...	...	...	...	...	...	...	...	...	...		
August	2,150	104	48.4	1	...	...	...	...	...	...	...	...	...	...	...	...	...	...	...	...	...	...	...	...	...		
September	2,150	101	47.0	4	...	...	...	...	...	...	...	...	...	...	...	...	...	...	...	...	...	...	...	...	...		
October	2,125	104	48.9	3	...	...	...	...	...	...	...	...	...	...	...	...	...	...	...	...	...	...	...	...	...		
November	2,069	81	38.6	2	...	...	...	...	...	...	...	...	...	...	...	...	...	...	...	...	...	...	...	...	...		
December	1,996	72	36.1	2	...	...	...	...	...	...	...	...	...	...	...	...	...	...	...	...	...	...	...	...	...		
						...	...	2	...	1	...	1	1	2	...	5	...	...	1	...	...	...	...	...	...		
Died per 1,000 of the Average Strength.																											
For the year	2,005	91	43.4	22	10.50	...	...	95	48	48	95	...	239	...	...	48	...	...	...	...	...	...	...	...	95	334	

CAUSES OF ADMISSIONS.	NUMBER OF ADMISSIONS INTO HOSPITAL IN EACH MONTH.												Total Admitted during the Year.	Admitted per 1,000 of Strength.	Died out of each hundred cases treated.
	Jan.	Feb.	March.	April.	May.	June.	July.	Aug.	Sept.	Oct.	Nov.	Dec.			
Cholera	...	...	...	...	1	...	...	...	...	...	...	...	1	5	...
Smallpox	...	...	...	3	...	...	...	...	...	...	...	...	3	14	...
Enteric Fever	2	...	...	...	...	...	...	1	...	...	...	...	3	14	66.67
Fever, Intermittent	4	6	4	2	7	4	3	7	4	9	10	10	70	33.4	...
" Remittent	...	...	...	6	6	11	...	1	...	...	...	...	24	...	...
" Continued	7	8	11	15	13	19	18	15	12	18	11	5	152	84.0	57
Apoplexy	...	...	...	1	...	1	...	...	1	...	...	...	3	1.4	33.33
Delirium Tremens	1	1	4	1	4	1	3	1	1	3	2	...	22	10.5	4.55
Dysentery	20	7	14	10	14	29	16	18	25	13	16	18	200	95.5	1.00
Diarrhoea	2	3	6	8	29	32	14	14	7	3	4	1	123	58.7	...
Hepatitis	12	7	11	11	20	14	15	17	14	14	9	6	153	71.6	3.33
Spleen Disease	...	...	...	1	...	...	...	...	...	...	...	...	3	1.4	...
Respiratory Diseases	10	4	8	8	9	8	8	8	7	7	7	2	90	43.0	...
Phthisis Pulmonalis	1	...	1	...	...	3	1	1	2	1	2	4	16	7.6	...
Scurvy	...	...	...	...	...	...	...	...	...	...	...	...	...	...	...
Rheumatism	4	2	1	3	3	7	4	...	3	5	6	4	47	22.4	...
Veneral Diseases	21	15	27	28	24	30	28	17	17	22	28	7	264	126.0	...
Eye Diseases	...	...	...	...	...	...	...	...	...	...	...	...	14	6.7	...
Abscess and Ulcer	10	9	18	22	21	24	24	17	17	14	15	15	206	98.3	...
Wounds and Accidents	6	9	21	21	10	27	12	24	14	16	18	16	197	94.0	...
All other Causes	23	22	32	43	40	56	37	57	43	40	30	16	439	209.5	...
	123	93	163	184	201	270	184	201	168	170	160	110	2,027		
Admitted per 1,000 of the Average Strength in each Month.															
	59.2	49.4	78.0	89.4	91.4	126.3	81.6	93.5	78.1	80.0	76.2	55.1	907.5		



# EUROPEAN TROOPS, 1875.

## XVII.

TABLE showing the SICKNESS and MORTALITY among the EUROPEAN SOLDIERS occupying the HILL STATIONS and HILL CONVALESCENT DEPOTS of the MADRAS and BOMBAY PRESIDENCIES during the Year 1875, and the prevalence of the principal Diseases in each Month of the Year.

(The Statistics of Wellington, Ramandroog, Pachmarh, Purandhar, Taraghur and Mount Abo are aggregated in this Statement.)

MONTHS.	Average Strength.	Average Number Daily Sick.	Number Daily Sick per 1,000 of Strength.	Number of Deaths.	Died per 1,000 of Strength.	CAUSES OF DEATHS IN HOSPITAL.													
						Cholera.	Smallpox.	Enteric Fever.	Fever, Intermittent.	Fever, Remittent.	Fever, Continued.	Apoplexy.	Delirium Tremens.	Dysentery.	Diarrhoea.	Hepatitis.	Spleen Disease.	Respiratory Diseases.	Heart Diseases.
						Phthisis Pulmonalis.	Dropsy.	Scurvy.	Atrophy and Anæmia.	Wounds and Accidents.	All other Causes.	Died out of Hospital.							
January	581	51	87.8	1	...	...	...	...	...	...	...	...	...	...	...	...	...	...	...
February	392	32	81.6	1	...	...	...	...	...	...	...	...	...	...	...	...	...	...	...
March	717	43	60.0	1	...	...	...	...	...	...	...	...	...	...	...	...	...	...	...
April	1,245	77	61.9	...	...	...	...	...	...	...	...	...	...	...	...	...	...	...	...
May	1,299	89	68.5	1	...	...	...	...	...	...	...	...	...	...	...	...	...	...	...
June	1,179	74	62.8	3	...	...	...	...	...	...	...	...	...	...	...	...	...	...	...
July	1,016	63	62.9	...	...	...	...	...	...	...	...	...	...	...	...	...	...	...	...
August	909	48	52.5	1	...	...	...	...	...	...	...	...	...	...	...	...	...	...	...
September	973	43	44.3	1	...	...	...	...	...	...	...	...	...	...	...	...	...	...	...
October	965	49	50.8	...	...	...	...	...	...	...	...	...	...	...	...	...	...	...	...
November	739	27	36.5	1	...	...	...	...	...	...	...	...	...	...	...	...	...	...	...
December	596	23	38.7	1	...	...	...	...	...	...	...	...	...	...	...	...	...	...	...
						...	...	2	...	...	...	1	...	...	2	4	...	3	...
Died per 1,000 of the Average Strength.																			
For the year	891	62	68.4	13	14.30	...	...	224	...	...	...	...	...	...	...	...	...	...	...

CAUSES OF ADMISSIONS.	NUMBER OF ADMISSIONS INTO HOSPITAL IN EACH MONTH.												Total Admitted during the Year.	Admitted per 1,000 of Strength.	Died out of each hundred cases treated.
	Jan.	Feb.	March.	April.	May.	June.	July.	Aug.	Sept.	Oct.	Nov.	Dec.			
	...	...	...	...	...	...	...	...	...	...	...	...			
Cholera	...	...	...	...	...	...	...	...	...	...	...	...	...	...	...
Smallpox	...	...	...	...	...	...	...	...	...	...	...	...	...	...	...
Enteric Fever	...	...	...	...	...	...	...	...	...	...	...	...	...	...	...
Fever, Intermittent	1	3	8	24	33	27	17	13	11	19	10	8	174	196.3	66.67
" Remittent	1	...	...	1	...	...	...	...	...	...	...	...	3	...	...
" Continued	1	...	4	5	8	16	11	6	3	4	3	1	62	73.0	...
Apoplexy	1	...	...	...	...	...	...	1	...	1	1	...	4	4.5	25.00
Delirium Tremens	...	...	...	...	1	...	...	...	...	...	...	...	1	1.1	...
Dysentery	...	...	7	8	6	2	3	2	2	1	2	1	34	38.2	...
Diarrhoea	...	1	1	4	3	4	4	8	4	4	...	...	31	34.8	64.5
Hepatitis	1	...	1	4	12	9	8	2	5	3	1	1	37	41.5	19.81
Spleen Disease	...	...	...	2	1	1	...	...	...	...	...	...	8	9.0	...
Respiratory Diseases	3	...	5	6	8	2	3	7	3	2	...	...	41	46.0	...
Phthisis Pulmonalis	...	...	1	1	...	1	...	...	1	2	...	...	7	7.9	...
Scurvy	...	...	...	...	...	...	...	...	...	...	...	...	...	...	...
Eheumatism	...	3	2	7	9	5	1	1	2	2	...	...	31	38.2	...
Veneral Diseases	17	6	33	26	31	30	18	17	9	6	12	3	214	242.2	...
Eye Diseases	1	2	...	2	1	3	...	...	...	...	...	...	11	12.3	...
Abscess and Ulcer	...	...	13	11	5	6	9	4	4	...	...	...	58	65.1	...
Wounds and Accidents	...	...	4	6	5	3	2	6	...	7	1	4	39	43.9	...
All other Causes	7	9	13	26	19	16	21	15	14	15	7	16	172	193.0	...
	39	26	92	133	132	133	97	85	61	62	40	34	904		
Admitted per 1,000 of the Average Strength in each Month.															
	67.1	66.3	128.3	106.8	101.6	112.8	95.5	85.9	62.7	64.2	54.1	57.1	1,048.3		

# EUROPEAN TROOPS, 1875.

## XVIII.

COMPARATIVE STATEMENT of the RATIOS of SICKNESS and MORTALITY among the EUROPEAN TROOPS serving in the various PROVINCES of the BENGAL PRESIDENCY during the Year 1875.

				RATIO PER 1,000 OF STRENGTH.						
				Bengal Proper.	Gangetic Provinces.	Rohilkhand and Meerut.	Agra and Central India.	Punjab.	Hill Stations.	ARMY OF BENGAL.
I.—AVERAGE DAILY SICK-RATE OF EACH MONTH.										
January	...	...	...	49.7	67.1	53.1	53.3	53.4	39.7	53.9
February	...	...	...	38.2	76.4	51.1	52.6	51.9	49.6	51.9
March	...	...	...	36.5	72.6	48.4	47.6	44.0	42.3	49.6
April	...	...	...	32.9	66.6	62.7	42.9	48.6	44.1	53.6
May	...	...	...	37.7	69.9	57.4	57.8	53.7	59.8	57.1
June	...	...	...	46.1	63.6	54.5	59.9	55.5	48.4	58.5
July	...	...	...	54.4	69.0	58.0	59.8	59.9	48.6	61.9
August	...	...	...	63.9	66.4	56.4	60.5	56.0	44.0	59.6
September	...	...	...	59.1	67.8	64.0	60.7	61.7	38.5	61.8
October	...	...	...	51.5	68.3	57.7	68.8	76.9	34.0	63.8
November	...	...	...	45.1	59.9	50.5	65.9	71.3	35.0	69.8
December	...	...	...	35.9	49.5	41.5	56.5	72.1	38.7	55.9
AVERAGE OF THE YEAR				45.0	65.9	54.6	58.0	58.8	42.9	57.6
II.—COMPOSITION OF THE ADMISSION-RATE OF THE YEAR.										
Cholera	...	...	...	...	8.5	7.7	6.5	4.0	1.6	5.4
Smallpox	...	...	...	...	...	7	...	...	...	...
Enteric Fever	...	...	...	3.5	4.6	2.0	...	...	...	3.1
Intermittent Fever	...	...	...	54.1	118.0	395.9	350.3	551.9	187.0	336.9
Remittent and Continued Fevers	...	...	...	229.4	165.4	54.8	116.7	302.9	63.4	162.9
Apoplexy	...	...	...	1.5	2.6	4.1	3.5	8.1	...	4.1
Delirium Tremens	...	...	...	3.5	2.1	4.3	1.2	3.5	...	2.4
Dysentery	...	...	...	34.9	29.4	37.1	27.1	23.7	14.8	27.9
Diarrhoea	...	...	...	45.0	62.4	70.8	53.6	69.3	61.3	62.5
Hepatitis	...	...	...	37.9	43.0	32.3	53.8	34.3	39.3	49.8
Spleen Disease	...	...	...	2.0	3.1	7.3	7.0	14.0	...	9.0
Respiratory Diseases	...	...	...	45.0	55.3	71.7	58.2	114.8	60.0	79.7
Phthisis Pulmonalis	...	...	...	8.6	9.1	4.6	5.3	9.2	5.4	8.9
Scurvy	...	...	...	...	...	...	...	...	...	...
Rheumatism	...	...	...	...	...	...	...	...	...	...
Veneral Diseases	...	...	...	26.8	52.1	43.2	42.7	69.8	78.4	59.1
Eye Diseases	...	...	...	179.5	372.9	211.6	169.3	149.6	169.7	212.4
Ear Diseases	...	...	...	14.2	20.8	24.3	28.8	19.3	17.8	20.7
Abscess and Ulcer	...	...	...	118.3	89.7	89.0	75.6	83.1	53.7	80.3
Wounds and Accidents...	...	...	...	79.4	75.6	103.8	83.5	107.7	104.9	94.2
All other Causes	...	...	...	172.9	181.1	158.4	160.1	171.0	134.2	176.6
ADMISSION-RATE OF THE YEAR				1,047.5	1,334.9	1,323.8	1,241.3	1,529.1	996.2	1,387.5
III.—COMPOSITION OF THE DEATH-RATE OF THE YEAR.										
Cholera	...	...	...	...	5.65	5.92	5.57	2.37	.90	3.66
Smallpox	...	...	...	...	...	...	...	...	...	...
Enteric Fever	...	...	...	1.01	1.93	1.59	.46	2.36	.67	1.59
Remittent and Continued Fevers	...	...	...	1.01	.26	.46	.70	2.27	.45	1.18
Apoplexy	...	...	...	.51	1.54	2.05	1.86	3.45	...	1.91
Delirium Tremens	...	...	...	...	...	...	...	...	...	...
Dysentery	...	...	...	.51	.39	1.14	.70	.67	.45	.65
Diarrhoea	...	...	...	...	...	...	...	...	...	...
Hepatitis	...	...	...	2.33	2.18	1.59	.70	.84	.90	1.48
Spleen Disease	...	...	...	1.32	.13	...	...	...	.22	.16
Respiratory Diseases	...	...	...	...	.51	.91	.93	1.68	.92	.94
Heart Diseases	...	...	...	.31	.26	1.82	.95	.59	.67	.78
Phthisis Pulmonalis	...	...	...	1.01	1.41	.91	1.16	1.26	.23	1.24
Injuries	...	...	...	1.01	.39	.23	...	.98	.67	.24
All other Causes	...	...	...	.51	1.80	2.96	2.55	1.85	1.80	2.08
Deaths from violence out of Hospital	...	...	...	1.52	1.87	1.82	.93	.84	.90	1.29
DEATH-RATE OF THE YEAR				11.63	18.10	21.62	16.71	18.34	8.31	17.32
DIED OUT OF EACH HUNDRED CASES TREATED.										
IV.—MORTALITY RELATIVE TO THE NUMBER TREATED.										
Cholera	...	...	...	...	66.67	76.47	85.71	57.45	57.14	67.66
Enteric Fever	...	...	...	28.37	41.67	77.78	100.00	51.85	75.00	51.30
Remittent and Continued Fevers	...	...	...	.86	.24	.83	.69	.75	.71	.73
Apoplexy	...	...	...	33.33	60.00	50.00	53.33	42.71	...	46.41
Delirium Tremens	...	...	...	...	...	...	...	2.38	...	1.10
Dysentery	...	...	...	1.45	1.31	3.07	2.56	2.84	3.03	2.32
Hepatitis	...	...	...	6.67	5.07	4.03	1.29	2.45	2.96	3.62
Respiratory Diseases	...	...	...	...	.93	1.27	1.59	1.47	.33	1.18
Phthisis Pulmonalis	...	...	...	11.76	15.49	20.00	21.74	13.76	4.17	13.86



# EUROPEAN TROOPS, 1875.

## XIX.

COMPARATIVE STATEMENT of the RATIOS of SICKNESS and MORTALITY among the EUROPEAN TROOPS serving in the various PROVINCES of the BOMBAY and MADRAS PRESIDENCIES during the Year 1875.

					RATIO PER 1,000 OF STRENGTH.						
					Rajpootana, Malwa, Sind, and Aden.	Deccan and Nagpore.	Southern India.	Burmah and Pegu.	ARMY OF MADRAS.	ARMY OF BOMBAY.	ARMY OF INDIA.
<b>I.—AVERAGE DAILY SICK-RATE OF EACH MONTH.</b>											
January	...	...	...	...	489	557	735	361	658	521	560
February	...	...	...	...	441	515	707	345	604	474	547
March	...	...	...	...	434	460	538	321	487	461	495
April	...	...	...	...	498	470	532	412	522	508	528
May	...	...	...	...	484	479	610	432	562	502	537
June	...	...	...	...	480	526	693	575	694	514	577
July	...	...	...	...	522	584	591	513	607	583	611
August	...	...	...	...	586	584	569	484	579	614	596
September	...	...	...	...	686	548	582	470	594	627	615
October	...	...	...	...	625	584	550	489	580	608	622
November	...	...	...	...	513	584	532	386	598	559	574
December	...	...	...	...	453	596	482	361	596	461	531
AVERAGE OF THE YEAR	...	...	...	...	519	535	587	454	568	536	568
<b>II.—COMPOSITION OF THE ADMISSION-RATE OF THE YEAR.</b>											
Cholera	...	...	...	...	95	33	11	5	6	79	49
Smallpox	...	...	...	...	...	1	...	14	3	1	2
Enteric Fever	...	...	...	...	25	33	15	14	21	27	28
Intermittent Fever	...	...	...	...	3497	3154	436	334	755	3848	2958
Remittent and Continued Fevers	...	...	...	...	1260	1359	1489	810	1288	1332	1498
Apoplexy	...	...	...	...	98	18	15	14	21	63	41
Delirium Tremens	...	...	...	...	52	58	26	105	43	62	34
Dysentery	...	...	...	...	254	475	464	955	687	290	358
Diarrhoea	...	...	...	...	585	837	382	587	552	707	626
Hepatitis	...	...	...	...	379	498	659	716	711	404	465
Spleen Disease	...	...	...	...	96	33	4	14	11	78	73
Respiratory Diseases	...	...	...	...	651	668	349	450	441	609	711
Phthisis Pulmonalis	...	...	...	...	63	79	74	76	107	68	89
Scurvy	...	...	...	...	5	...	...	...	...	3	2
Rheumatism	...	...	...	...	498	367	336	224	314	467	517
Veneral Diseases	...	...	...	...	1464	2253	2157	1260	2084	1744	2011
Eye Diseases	...	...	...	...	277	178	209	67	145	255	294
Abscess and Ulcer	...	...	...	...	1144	1612	1636	983	968	1083	883
Wounds and Accidents	...	...	...	...	1146	1121	872	940	954	1100	968
All other Causes	...	...	...	...	1525	1983	2089	2005	2084	1739	1822
ADMISSION-RATE OF THE YEAR	...	...	...	...	1,3116	1,4138	1,6604	9675	1,1097	1,4040	1,3378
<b>III.—COMPOSITION OF THE DEATH-RATE OF THE YEAR.</b>											
Cholera	...	...	...	...	662	204	87	...	36	539	332
Smallpox	...	...	...	...	...	14	...	...	...	10	63
Enteric Fever	...	...	...	...	197	136	...	65	63	177	144
Remittent and Continued Fevers	...	...	...	...	161	54	...	48	34	118	102
Apoplexy	...	...	...	...	304	82	109	48	72	216	173
Delirium Tremens	...	...	...	...	36	54	...	48	18	49	14
Dysentery	...	...	...	...	89	136	87	95	145	88	84
Diarrhoea	...	...	...	...	...	37	22	...	69	39	14
Hepatitis	...	...	...	...	179	272	218	239	347	177	185
Spleen Disease	...	...	...	...	...	...	...	...	...	...	10
Respiratory Diseases	...	...	...	...	107	27	44	...	18	79	77
Heart Diseases	...	...	...	...	54	82	174	48	169	88	103
Phthisis Pulmonalis	...	...	...	...	80	159	87	...	127	128	125
Injuries	...	...	...	...	18	27	22	...	18	20	22
All other Causes	...	...	...	...	233	272	65	95	172	255	210
Deaths from violence out of Hospital	...	...	...	...	161	109	240	334	233	117	151
DEATH-RATE OF THE YEAR	...	...	...	...	2291	1046	1156	1050	1485	2092	1748
<b>DIED OUT OF EACH HUNDRED CASES TREATED.</b>											
<b>IV.—MORTALITY RELATIVE TO THE NUMBER TREATED.</b>											
Cholera	...	...	...	...	6981	6250	8000	...	5714	6750	6736
Enteric Fever	...	...	...	...	7857	4167	...	6667	3043	6129	5960
Remittent and Continued Fevers	...	...	...	...	128	90	...	57	30	88	69
Apoplexy	...	...	...	...	3091	4615	7143	3333	3478	3437	4208
Delirium Tremens	...	...	...	...	690	930	...	455	426	794	398
Dysentery	...	...	...	...	552	287	188	199	211	505	235
Hepatitis	...	...	...	...	472	596	341	333	496	438	398
Respiratory Diseases	...	...	...	...	165	41	123	...	41	114	108
Phthisis Pulmonalis	...	...	...	...	1429	1896	1176	...	1186	1884	1407

STATIONS.	Period of Observation.	Average Strength during the period of occupation.	DAILY SICK PER 1,000 OF THE AVERAGE STRENGTH IN EACH MONTH.												Average Daily Sick per 1,000 of Strength for the period of occupation.	Admission-rate per 1,000 of Strength for the period of occupation.	DIED PER 1,000 OF THE AVERAGE STRENGTH.			
																	Cholera.	B.		All Causes.
			Jan.	Feb.	Mar.	April.	May.	June.	July.	Aug.	Sept.	Oct.	Nov.	Dec.				In Hospital.	Out of Hospital.	
BENGAL PROVER.																				
Port William	For the Year	222	41.1	33.2	27.3	28.1	34.8	50.3	57.0	61.5	59.5	48.0	34.0	27.0	41.2	887.2	6.21	...		
Dum-Dum	"	656	19.4	23.6	27.9	31.5	40.5	37.0	33.1	44.1	43.8	42.0	33.2	33.6	73.1	14.15	...	...		
Barrackpore	"	430	78.0	72.1	67.6	44.6	39.9	48.9	73.8	89.9	76.9	71.1	97.0	91.7	69.0	19.05	2.38	...		
GANGNETIC PROVINCE.																				
Hazratibagh	For the Year	117	9.2	27.5	18.4	9.2	30.7	27.5	30.7	55.1	38.7	40.3	16.2	16.0	25.6	641.9	...	...		
Dinapore	"	932	50.9	64.4	82.2	62.9	46.1	94.3	69.0	81.6	58.4	67.4	64.6	52.2	61.8	131.78	3.25	...		
Berhampore	"	531	68.8	85.5	87.6	97.3	88.1	97.3	101.0	118.8	106.9	80.2	29.8	...	90.0	140.1	1.96	...		
Chunar	"	68	14.9	74.6	59.7	14.9	29.9	29.9	45.8	20.9	39.5	80.6	27.4	...	44.1	128.92	...	...		
Fyzabad	"	1,655	62.9	82.5	72.4	58.2	58.2	46.2	46.3	63.8	89.9	74.8	40.4	59.6	61.6	135.4	...	...		
Lucknow	"	2,342	62.2	69.2	69.6	60.3	64.7	69.8	73.3	64.4	50.1	60.9	63.9	46.4	68.2	116.97	10.02	...		
Sitapur	"	579	70.4	83.4	82.2	91.4	54.5	60.8	72.2	58.4	67.5	62.4	73.1	72.0	69.1	114.33	8.11	...		
Fatehgarh	"	279	81.8	84.1	76.7	74.1	64.0	60.9	91.6	88.1	80.8	77.4	147.1	150.5	110.0	111.1	11.11	...		
Cawnpore	"	877	103.2	107.6	98.0	81.9	54.0	69.1	61.2	64.7	68.3	59.9	32.7	25.1	69.6	129.8	12.54	...		
Allahabad	"	1,049	63.9	67.1	59.7	57.2	69.0	59.2	62.3	62.5	73.4	71.6	70.4	53.5	62.9	129.7	9.5	...		
ROHILKHAND AND MEERUT.																				
Shahjahanpur	For the Year	538	76.9	51.9	40.1	49.7	64.7	61.1	46.4	42.4	46.6	33.8	35.9	39.1	59.4	857.7	18.65	...		
Bareilly	"	803	33.0	22.8	32.7	42.4	41.0	37.8	51.9	48.3	46.8	41.7	34.5	33.1	28.6	163.9	8.71	...		
Moradabad	"	227	39.8	59.7	48.8	49.0	49.1	59.1	39.8	45.7	44.8	51.9	41.0	39.2	41.5	107.2	19.60	...		
Roorkee	"	463	36.8	22.8	41.7	51.3	41.2	35.1	46.6	48.2	55.2	47.9	24.8	31.9	41.0	169.8	28.98	...		
Meerut	"	1,498	63.7	67.6	72.2	79.1	71.2	79.1	79.9	69.4	75.7	60.7	60.8	49.8	66.1	185.2	9.84	...		
Delhi	"	482	53.6	77.9	75.0	78.8	69.3	69.9	49.5	41.4	62.6	69.3	68.1	59.6	82.0	107.64	18.07	...		
Muttra	"	410	49.7	47.1	35.3	33.7	36.5	49.6	63.2	48.6	102.6	89.6	69.8	41.3	66.1	861.2	4.88	...		
AGRA AND CENTRAL INDIA.																				
Agra	For the Year	1,119	62.5	65.0	54.1	41.2	54.1	55.8	56.9	57.9	62.7	68.0	64.5	59.8	58.1	1005.5	11.52	...		
Morar	"	1,113	57.5	64.0	55.5	58.4	71.1	72.0	74.7	71.4	73.7	69.6	86.8	72.7	69.1	1139.0	31.94	...		
Gwalior Citadel	"	246	42.0	62.8	42.1	42.2	45.9	46.1	74.8	65.7	74.3	78.3	71.2	44.6	59.3	140.8	11.56	...		
Jhansi	"	378	38.1	37.7	41.4	31.9	65.0	50.2	59.2	70.3	91.9	100.0	57.1	51.6	63.2	260.8	5.69	...		
Nagong	"	317	62.7	38.7	29.2	31.0	33.8	43.9	37.5	81.7	39.7	41.9	52.6	47.3	41.9	1425.9	3.15	...		
Saugor	"	838	60.1	28.9	33.6	33.6	33.8	43.9	38.8	49.1	56.7	63.1	51.1	51.1	44.1	1198.4	5.52	...		
Jubbulpore	"	594	35.5	33.9	43.4	34.9	59.7	54.1	51.0	49.4	58.9	62.1	60.5	59.5	60.5	1101.0	8.42	1.68		
PUJAB.																				
Unbulla	For the Year	1,431	55.1	55.9	39.9	44.9	45.8	50.7	56.4	50.7	42.7	40.9	59.5	52.6	50.2	1172.8	8.36	2.09		
Delhampur	"	1,431	55.1	55.9	39.9	44.9	45.8	50.7	56.4	50.7	42.7	40.9	59.5	52.6	50.2	1172.8	8.36	2.09		
Delhampur	"	1,431	55.1	55.9	39.9	44.9	45.8	50.7	56.4	50.7	42.7	40.9	59.5	52.6	50.2	1172.8	8.36	2.09		
Delhampur	"	1,431	55.1	55.9	39.9	44.9	45.8	50.7	56.4	50.7	42.7	40.9	59.5	52.6	50.2	1172.8	8.36	2.09		
Delhampur	"	1,431	55.1	55.9	39.9	44.9	45.8	50.7	56.4	50.7	42.7	40.9	59.5	52.6	50.2	1172.8	8.36	2.09		
Delhampur	"	1,431	55.1	55.9	39.9	44.9	45.8	50.7	56.4	50.7	42.7	40.9	59.5	52.6	50.2	1172.8	8.36	2.09		
Delhampur	"	1,431	55.1	55.9	39.9	44.9	45.8	50.7	56.4	50.7	42.7	40.9	59.5	52.6	50.2	1172.8	8.36	2.09		
Delhampur	"	1,431	55.1	55.9	39.9	44.9	45.8	50.7	56.4	50.7	42.7	40.9	59.5	52.6	50.2	1172.8	8.36	2.09		
Delhampur	"	1,431	55.1	55.9	39.9	44.9	45.8	50.7	56.4	50.7	42.7	40.9	59.5	52.6	50.2	1172.8	8.36	2.09		
Delhampur	"	1,431	55.1	55.9	39.9	44.9	45.8	50.7	56.4	50.7	42.7	40.9	59.5	52.6	50.2	1172.8	8.36	2.09		
Delhampur	"	1,431	55.1	55.9	39.9	44.9	45.8	50.7	56.4	50.7	42.7	40.9	59.5	52.6	50.2	1172.8	8.36	2.09		
Delhampur	"	1,431	55.1	55.9	39.9	44.9	45.8	50.7	56.4	50.7	42.7	40.9	59.5	52.6	50.2	1172.8	8.36	2.09		
Delhampur	"	1,431	55.1	55.9	39.9	44.9	45.8	50.7	56.4	50.7	42.7	40.9	59.5	52.6	50.2	1172.8	8.36	2.09		
Delhampur	"	1,431	55.1	55.9	39.9	44.9	45.8	50.7	56.4	50.7	42.7	40.9	59.5	52.6	50.2	1172.8	8.36	2.09		
Delhampur	"	1,431	55.1	55.9	39.9	44.9	45.8	50.7	56.4	50.7	42.7	40.9	59.5	52.6	50.2	1172.8	8.36	2.09		
Delhampur	"	1,431	55.1	55.9	39.9	44.9	45.8	50.7	56.4	50.7	42.7	40.9	59.5	52.6	50.2	1172.8	8.36	2.09		
Delhampur	"	1,431	55.1	55.9	39.9	44.9	45.8	50.7	56.4	50.7	42.7	40.9	59.5	52.6	50.2	1172.8	8.36	2.09		
Delhampur	"	1,431	55.1	55.9	39.9	44.9	45.8	50.7	56.4	50.7	42.7	40.9	59.5	52.6	50.2	1172.8	8.36	2.09		
Delhampur	"	1,431	55.1	55.9	39.9	44.9	45.8	50.7	56.4	50.7	42.7	40.9	59.5	52.6	50.2	1172.8	8.36	2.09		
Delhampur	"	1,431	55.1	55.9	39.9	44.9	45.8	50.7	56.4	50.7	42.7	40.9	59.5	52.6	50.2	1172.8	8.36	2.09		
Delhampur	"	1,431	55.1	55.9	39.9	44.9	45.8	50.7	56.4	50.7	42.7	40.9	59.5	52.6	50.2	1172.8	8.36	2.09		
Delhampur	"	1,431	55.1	55.9	39.9	44.9	45.8	50.7	56.4	50.7	42.7	40.9	59.5	52.6	50.2	1172.8	8.36	2.09		
Delhampur	"	1,431	55.1	55.9	39.9	44.9	45.8	50.7	56.4	50.7	42.7	40.9	59.5	52.6	50.2	1172.8	8.36	2.09		
Delhampur	"	1,431	55.1	55.9	39.9	44.9	45.8	50.7	56.4	50.7	42.7	40.9	59.5	52.6	50.2	1172.8	8.36	2.09		
Delhampur	"	1,431	55.1	55.9	39.9	44.9	45.8	50.7	56.4	50.7	42.7	40.9	59.5	52.6	50.2	1172.8	8.36	2.09		
Delhampur	"	1,431	55.1	55.9	39.9	44.9	45.8	50.7	56.4	50.7	42.7	40.9	59.5	52.6	50.2	1172.8	8.36	2.09		
Delhampur	"	1,431	55.1	55.9	39.9	44.9	45.8	50.7	56.4	50.7	42.7	40.9	59.5	52.6	50.2	1172.8	8.36	2.09		
Delhampur	"	1,431	55.1	55.9	39.9	44.9	45.8	50.7	56.4	50.7	42.7	40.9	59.5	52.6	50.2	1172.8	8.36	2.09		
Delhampur	"	1,431	55.1	55.9	39.9	44.9	45.8	50.7	56.4	50.7	42.7	40.9	59.5	52.6	50.2	1172.8	8.36	2.09		
Delhampur	"	1,431	55.1	55.9	39.9	44.9	45.8	50.7	56.4	50.7	42.7	40.9	59.5	52.6	50.2	1172.8	8.36	2.09		
Delhampur	"	1,431	55.1	55.9	39.9	44.9	45.8	50.7	56.4	50.7	42.7	40.9	59.5	52.6	50.2	1172.8	8.36	2.09		
Delhampur	"	1,431	55.1	55.9	39.9	44.9	45.8	50.7	56.4	50.7	42.7	40.9	59.5	52.6	50.2	1172.8	8.36	2.09		
Delhampur	"	1,431	55.1	55.9	39.9	44.9	45.8	50.7	56.4	50.7	42.7	40.9	59.5	52.6	50.2	1172.8	8.36	2.09		
Delhampur	"	1,431	55.1	55.9	39.9	44.9	45.8	50.7	56.4	50.7	42.7	40.9	59.5	52.6	50.2	1172.8	8.36	2.09		
Delhampur	"	1,431	55.1	55.9	39.9	44.9	45.8	50.7	56.4	50.7	42.7	40.9	59.5	52.6	50.2	1172.8	8.36	2.09		
Delhampur	"	1,431	55.1	55.9	39.9	44.9	45.8	50.7	56.4	50.7	42.7	40.9	59.5	52.6	50.2	1172.8	8.36	2.09		
Delhampur	"	1,431	55.1	55.9	39.9	44.9	45.8	50.7	56.4	50.7	42.7	40.9	59.5	52.6	50.2	1172.8	8.36	2.09		
Delhampur	"	1,431	55.1	55.9	39.9	44.9	45.8	50.7	56.4	50.7	42.7	40.9	59.5	52.6	50.2	1172.8	8.36	2.09		
Delhampur	"	1,431	55.1	55.9	39.9	44.9	45.8	50.7	56.4	50.7	42.7	40.9	59.5	52.6	50.2	1172.8	8.36	2.09		
Delhampur	"	1,431	55.1	55.9	39.9	44.9	45.8	50.7	56.4	50.7	42.7	40.9	59.5	52.6	50.2	1172.8	8.36	2.09		
Delhampur	"	1,431	55.1	55.9	39.9	44.9	45.8	50.7	56.4	50.7	42.7	40.9	59.5	52.6	50.2	1172.8	8.36	2.09		
Delhampur	"	1,431	55.1	55.9	39.9	44.9	45.8	50.7	56.4	50.7	42.7	40.9	59.5	52.6	50.2	1172.8	8.36	2.09		
Delhampur	"	1,431	55.1	55.9	39.9	44.9	45.8	50.7	56.4	50.7	42.7	40.9	59.5	52.6	50.2	1172.8	8.36	2.09		
Delhampur	"	1,431	55.1	55.9	39.9	44.9	45.8</													



[illegible]



# EUROPEAN TROOPS, 1875.

## XXI.

TABLE showing the *RATIO* in which the *PRINCIPAL DISEASES* have contributed to make up the *ADMISSION-RATE* of the *YEAR* in the *CHIEF MILITARY STATIONS* of the *THREE PRESIDENCIES*.

STATIONS.	Average Strength during the period of occupation.	ADMITTED INTO HOSPITAL PER 1,000 OF AVERAGE STRENGTH.											Admitted per 1,000 of the Average Strength from all Causes.
		Cholera.	Heat Apoplexy.	Fever.	Dysentery.	Diarrhoea.	Hepatitis.	Rheumatism.	Veneral cases.	Diseases of the Respiratory Organs.	Ophthalmia.	All other Causes.	
BENGAL PROVINCE.													
Fort William	922	...	22	187.6	22.8	19.5	27.1	31.4	155.1	49.1	13.0	388.3	887.2
Dum-Dum	639	...	...	202.8	28.3	40.9	9.4	20.5	152.5	28.3	6.3	242.1	731.1
Barrackpore	420	...	24	590.5	71.4	107.1	104.8	50.2	273.8	81.0	28.6	502.8	1878.6
GANGETIC PROVINCE.													
Haziribagh	117	...	...	250.4	...	8.5	8.5	17.1	130.8	17.1	25.7	170.9	641.0
Dinapore	922	...	43	280.9	65.1	107.4	61.8	41.2	273.3	80.3	38.0	352.5	1317.8
Benares	511	...	78	240.7	41.1	52.9	66.5	66.5	418.8	50.9	15.7	440.3	1401.2
Chunar	68	147	147	338.2	88.2	182.4	14.7	29.4	264.7	58.8	14.7	617.7	1388.2
Fyzabad	1,055	114	...	172.5	26.5	98.6	31.3	56.9	503.3	60.2	12.3	372.5	1354.5
Lucknow	2,342	162	17	185.3	24.8	66.2	37.1	31.2	389.4	49.9	18.8	330.1	1150.7
Sitapur	579	1.7	17	169.2	27.6	10.4	72.5	24.2	367.2	29.4	43.2	366.2	1143.3
Fatehgarh	270	...	...	218.5	14.8	22.2	63.0	77.8	346.7	22.2	25.9	314.9	1100.0
Cawnpore	877	68	34	220.1	25.1	51.3	33.1	78.7	375.2	54.7	12.5	429.9	1290.8
Allahabad	1,949	76	29	357.5	13.3	32.4	31.4	88.7	289.8	49.6	14.3	342.2	1230.7
ROHILKUND AND MEERUT.													
Shahjahanpur	536	...	19	85.8	31.7	24.3	24.3	7.4	300.4	54.1	54.1	253.7	837.7
Barcilly	803	12	37	159.4	38.6	54.8	21.2	54.8	163.1	98.4	16.2	342.5	953.9
Moradabad	292	9.9	...	188.1	34.6	64.4	19.8	29.7	252.5	74.2	24.8	381.2	1079.2
Roorkee	463	13.0	8.6	133.9	32.4	36.7	41.0	38.9	209.5	92.9	16.8	752.1	969.8
Meerut	1,698	87	4.0	839.1	47.4	94.8	41.4	57.4	223.0	62.7	25.4	451.3	1855.2
Delhi	482	104	21	829.9	33.2	122.4	24.9	43.6	157.7	87.1	27.0	338.1	1676.4
Muttra	410	17.1	7.3	143.9	14.6	56.1	36.6	26.8	109.1	31.7	9.8	312.2	851.2
AGRA AND CENTRAL INDIA.													
Agra	1,119	...	3.6	318.9	26.8	60.8	56.3	27.7	144.8	55.4	29.5	331.5	1065.3
Morar	1,173	17.9	5.1	305.2	12.8	57.1	50.3	74.2	180.7	53.7	24.7	351.2	1133.0
Gwalior Citadel	346	17.3	8.7	430.3	83.8	66.5	43.4	43.4	150.1	78.0	54.9	410.4	1401.8
Jhansi	378	...	...	1650.3	37.0	66.1	142.9	23.8	97.9	70.4	31.7	531.7	2660.8
Nowgong	317	3.2	3.2	708.8	41.0	18.9	28.4	18.9	234.0	22.1	41.0	315.4	1455.9
Saugor	383	...	...	618.8	20.9	80.9	47.0	18.3	122.7	54.8	13.1	221.9	1108.4
Jubbulpore	594	...	1.7	468.0	13.5	18.5	23.6	48.8	181.8	60.0	21.9	234.2	1101.0
PUNJAB.													
Umballa	1,435	19.5	2.8	255.1	24.4	66.9	46.4	78.0	163.8	79.4	21.6	420.9	1172.8
Julianpur	805	...	6.2	427.3	5.0	24.9	8.7	106.8	135.4	44.7	12.4	288.2	1069.6
Ferozepore	1,068	7.6	4.7	219.4	15.9	47.8	37.4	45.9	177.9	53.4	19.3	353.9	984.1
Mooltan	837	...	9.6	1028.7	12.0	18.9	35.8	66.9	175.6	63.3	16.7	366.8	1818.3
Dera Ismail Khan	99	...	10.1	888.9	20.2	70.7	30.3	40.4	292.9	131.3	20.2	989.9	2194.9
Sialkot	1,066	9	10.9	638.7	45.6	102.2	27.4	87.6	125.9	144.2	21.0	471.7	1676.1
Amritsar and Govindgarh	306	22.9	9.8	1379.1	42.5	81.7	49.0	104.6	169.9	114.4	29.4	369.3	2372.6
Fort Lahore	128	...	15.6	1007.8	23.4	132.8	...	46.9	140.6	70.3	31.3	304.7	1778.4
Neean Meer	1,050	2.9	17.1	1489.5	33.3	109.5	32.4	116.2	169.0	161.0	14.3	435.2	2571.4
Rawalpindi	1,645	...	11.6	133.1	9.7	49.2	26.1	82.1	114.9	225.5	27.4	454.1	1133.7
Campbellpore	151	...	6.6	298.0	19.9	26.5	72.8	13.3	72.8	46.4	26.5	470.2	1033.0
Attock	172	...	...	1122.1	69.8	46.5	58.1	46.5	273.3	87.2	5.8	424.4	2133.7
Nowshera	447	...	13.4	680.1	24.6	33.8	24.6	23.4	284.1	187.9	26.9	404.9	1704.7
Peshawar	1,591	...	7.5	2622.3	15.7	30.2	50.3	25.1	113.8	106.2	10.7	330.6	3312.4
Cherat (9 months)	585	...	...	760.7	54.7	46.2	25.6	18.8	37.6	65.0	34.2	225.6	1268.4
HILL STATIONS.													
Darjeeling (11 months)	82	...	...	24.4	...	...	24.4	61.0	146.3	...	...	243.9	500.0
Ranikhet (9 months)	1,285	...	...	159.5	24.1	58.4	49.5	29.6	140.8	19.5	24.1	289.4	765.9
Chakrata	852	...	...	122.1	14.1	31.7	37.6	106.9	119.7	127.0	17.6	399.1	970.7
Pagthai (9 months)	1,036	...	...	444.0	8.7	54.1	4.8	126.4	133.2	39.6	10.6	269.5	1030.9
Solon (8 months)	278	...	...	125.9	7.2	10.8	...	64.7	122.3	25.2	7.2	160.7	464.0
Sakdhu (7 months)	707	...	...	135.8	2.8	26.7	9.9	22.6	127.3	39.6	7.1	162.7	537.5
Jutogh	88	...	...	79.5	...	45.5	102.3	...	261.4	147.7	...	259.0	886.4
Kangra	51	19.6	...	1196.1	...	176.5	19.6	19.6	78.4	...	...	313.7	1823.5
Dharmasala (7 months)	123	40.7	...	89.4	8.1	341.5	...	24.4	81.3	32.5	8.1	195.1	821.1
Dalhousie (8 months)	90	11.1	...	166.7	11.1	133.3	11.1	44.4	77.8	33.3	...	144.5	635.3
Mureeo (7 months)	1,170	...	...	64.9	3.4	15.4	19.7	35.1	78.6	40.6	6.8	164.1	437.6



STATIONS.	Average Strength during the period of occupation.	ADMITTED INTO HOSPITAL PER 1,000 OF AVERAGE STRENGTH.											Admitted per 1,000 of the Average Strength from all Causes.
		Cholera.	Heat Apoplexy.	Fever.	Dysentery.	Diarrhoea.	Hepatitis.	Rheumatism.	Veneral cases.	Diseases of the Respiratory Organs.	Ophthalmia.	All other Causes.	
CONVALESCENT DEPÔTS.													
Darjeeling Depot (10 months)	191	...	...	204.2	123.7	47.1	94.2	52.4	193.7	41.9	15.7	183.2	958
Naini Tal " (10 months)	305	...	...	196.7	52.5	29.5	121.6	19.7	157.4	59.0	6.6	550.4	1216.4
Landour " (7 months)	215	...	...	1051.2	32.6	23.2	69.8	97.7	32.6	46.5	4.6	279.0	1637.2
Kasauli " (8 months)	475	35.8	...	221.1	14.7	219.0	42.1	73.7	52.6	12.6	12.6	361.1	985.3
Dalhousie " (7 months)	370	...	...	273.0	37.8	75.7	70.3	70.3	110.8	67.6	5.4	345.9	1056.8
Murree " (8 months)	434	...	...	792.6	6.9	30.0	76.0	94.5	138.2	124.4	11.5	649.8	1923.9
RAJPOOTANA, MALWA, SIND AND ADEN.													
Nasirahd	587	1.7	29.0	892.3	42.6	75.0	35.8	102.2	182.3	167.0	23.9	425.9	1577.5
Neemuch	434	59.9	4.6	940.1	41.5	101.4	62.2	69.9	179.7	62.2	20.7	345.6	1877.9
Indore	93	...	...	730.4	21.5	86.0	64.5	53.8	307.8	43.0	32.3	397.8	1817.2
Mhow	1,250	8.0	9.6	321.6	34.4	38.4	76.8	57.6	167.2	78.4	32.8	401.6	1426.4
Dosa	754	...	9.3	185.7	14.6	43.8	31.8	25.2	137.9	34.5	62.3	274.5	819.6
Ahmedabad and Baroda	610	26.2	16.4	577.0	25.0	132.8	19.7	54.1	214.8	57.4	26.2	493.4	1641.0
Kurrachee and Ghizree	779	...	3.9	378.7	19.3	53.9	19.3	42.4	64.2	50.1	10.3	509.4	1182.3
Hyderabad	373	...	5.4	622.0	13.4	34.9	3.7	34.9	104.6	53.6	13.4	378.0	1262.7
Aden	707	...	2.8	335.2	12.7	19.8	14.1	24.0	89.1	24.0	17.0	343.7	882.6
DECCAN AND NAGPORE.													
Bombay	517	1.9	1.9	1212.8	129.6	87.0	114.1	56.1	245.6	46.4	11.6	535.8	2142.9
Asseerghat	21	...	...	397.7	...	11.0	11.0	33.0	98.9	11.0	11.0	164.8	618.4
Ahmednagar	410	2.4	2.4	180.5	7.3	109.8	17.1	17.1	187.8	46.3	43.9	309.0	914.6
Poona and Kirkee	1,850	11.4	1.1	795.1	24.3	111.9	29.7	45.4	198.9	87.0	28.1	448.1	1781.1
Satara	160	...	...	262.5	...	25.0	6.2	18.8	337.5	50.0	6.2	218.8	925.0
Belgaum	994	...	2.0	235.4	20.1	48.3	37.2	38.2	217.3	79.5	16.1	423.5	1107.6
Secunderabad	2,261	4	1.8	135.8	87.1	89.3	77.4	32.7	226.4	46.0	8.8	494.2	1110.1
Kamptee	1,609	...	2.8	532.3	15.0	58.9	29.0	29.9	261.0	88.9	15.9	503.3	1370.0
SOUTHERN INDIA.													
Bellary	894	...	...	369.2	14.5	25.7	31.3	13.4	319.9	23.5	11.2	298.7	1008.4
Bangalore	1,646	...	6	142.8	58.9	31.0	60.1	39.5	197.4	37.1	36.5	467.0	1010.9
Cannanore	618	...	...	145.6	77.7	50.2	113.3	27.5	121.4	79.1	4.9	433.7	1003
Mallapooram	96	...	...	41.7	16.4	...	62.5	...	90.8	20.8	10.4	322.9	562.5
Calicut	116	...	...	77.6	69.3	51.7	43.1	25.9	293.1	34.5	...	508.6	1094.8
Trichinopoly	281	10.7	14.2	125.1	28.5	64.1	64.1	60.5	181.5	35.6	32.0	480.4	1099.6
St. Thomas' Mount	372	2.7	2.7	129.0	53.8	80.6	88.7	50.5	172.0	40.3	18.8	631.7	1276.9
Madras	562	1.8	1.8	359.8	33.8	28.5	69.5	33.8	258.0	51.6	10.7	384.3	1124.6
BURMAH AND PEGU.													
Rangoon	802	...	...	98.5	93.5	27.4	56.1	28.7	173.3	38.7	7.5	437.7	961.3
Yongoo	476	2.1	...	126.1	265.9	139.7	105.0	12.6	73.5	65.4	12.6	556.7	1319.3
Thayetmyo	659	...	4.4	153.2	35.3	35.3	76.6	25.0	100.1	33.9	2.9	319.6	786.4
Port Blair	137	...	...	43.8	21.9	7.3	21.9	7.3	169.6	36.5	...	386.9	686.1
HILL STATIONS AND DEPÔTS.													
Tarnagur, Ajmere (7 months)	69	...	14.5	333.3	14.5	139.4	28.0	87.0	87.0	87.0	14.5	431.8	1280.9
Mount Abu	106	...	...	405.7	66.0	37.7	47.2	37.7	283.0	37.7	28.3	264.2	1207.5
Purandhar	76	...	...	631.6	...	13.2	65.8	144.7	236.8	144.7	...	828.9	2065.8
Pachmarhi (Madras Troops.)	116	...	...	319.0	8.6	60.3	8.6	8.6	422.4	17.2	25.9	2.00	1129.7
Ramandroog	44	...	...	360.9	45.5	...	...	96.9	431.8	22.7	...	22.3	1189.1
Wellington	509	...	5.9	149.5	45.2	15.7	43.2	15.7	180.7	33.4	7.9	247.5	744.6



EUROPEAN TROOPS. 1875.

## XII.

TABLE showing the MORTALITY in each STATION, the CAUSES of DEATH, and the RATIO of DEATHS to STRENGTH.

STATIONS.	Average Strength.	CAUSES OF DEATHS.																	DIED PER 1,000 OF STRENGTH.											
		Cholera.	Small-pox.	Enteric Fever.	Intermittent Fever.	Remittent Fever.	Continued Fever.	Apoplexy.	Delirium Tremens.	Dysentery.	Diarrhoea.	Hepatitis.	Splenic Disease.	Respiratory Diseases.	Heart Diseases.	Phthisis Pulmonalis.	Dropsy.	Scoury.	Atrophy and Anæmia.	Wounds and Accidents.	All other causes.	Total Deaths.	A. Cholera.	B. All other Causes.		C. All Causes.				
																								1. In Hos- pital.	2. Out of Hos- pital.					
Doolah Depôt (Bengal Troops) ...	131	1	...	...	...	...	...	...	1	...	...	...	...	1	...	...	1	...	1	...	...	8	...	...	...	...				
Poona & Bombay Depôts (ditto) ...	8	...	...	...	...	...	...	...	...	...	...	...	...	...	...	...	...	...	...	...	...	4	...	...	...	...				
Troops on march, Bengal & N. W. P.	561	1	...	...	...	...	...	...	...	...	...	1	...	1	...	...	...	...	...	...	...	4	...	...	...	...				
Recruits, Invalids, &c. " ...	146	1	...	...	...	...	...	...	...	...	...	1	...	...	1	...	...	...	...	...	...	4	...	...	...	...				
Fort William	922	...	...	...	...	...	...	...	...	...	...	1	...	1	...	...	...	...	1	...	...	6	...	434	217	651				
Dum-Dum	636	...	...	...	...	...	...	...	...	...	...	1	3	...	...	...	...	...	1	1	...	9	...	1415	...	1415				
Barrackpore	420	...	...	...	...	...	...	...	...	...	...	3	...	...	...	...	...	...	...	...	1	...	1867	238	1905					
	1,978	...	...	...	...	...	...	...	...	...	...	5	3	...	...	...	...	...	2	1	3	23	...	1011	132	1163				
Hazratibagh	117	...	...	...	...	...	...	...	...	...	...	...	...	...	...	...	...	...	...	...	...	...	...	...	...	...				
Dinapore	922	...	...	...	...	...	...	...	...	...	...	3	...	1	...	...	...	...	...	...	3	...	977	325	1302					
Benares	511	...	...	...	...	...	...	...	...	...	...	5	...	...	...	2	...	...	1	1	14	...	2544	196	2740					
Chunar	68	...	...	...	...	...	...	...	...	...	...	...	...	...	...	...	...	...	...	...	...	...	...	...	...	...				
Fyzabad	1,035	6	3	...	...	...	...	...	...	...	...	3	...	...	...	1	...	...	...	...	18	569	1042	96	1706					
Lucknow	2,342	28	4	...	...	...	...	...	...	...	...	3	...	...	...	4	...	...	2	2	5	62	1106	811	213	2220				
Sitapur	579	1	...	...	...	...	...	...	...	...	...	...	...	...	...	1	...	...	...	...	7	173	863	173	1209					
Fatehgarh	279	...	...	...	...	...	...	...	...	...	...	1	1	...	...	...	...	...	...	...	3	...	1111	...	1111					
Cawnpore	877	5	2	...	...	...	...	...	...	...	...	1	...	3	1	1	...	...	...	...	17	570	1254	114	1938					
Allahabad	1,049	4	3	...	...	...	...	...	...	...	...	1	...	...	1	1	...	...	...	...	18	381	1240	95	1716					
	7,790	44	15	...	...	...	...	...	...	...	...	17	1	4	2	11	...	...	3	14	13	141	565	1078	167	1810				
Shahjahanpore	536	...	...	...	...	...	...	...	...	...	...	1	...	1	1	1	...	...	...	...	11	...	1865	187	2052					
Bareilly	803	1	...	...	...	...	...	...	...	...	...	1	...	1	1	1	...	...	...	...	9	125	871	125	1121					
Moradabad	202	1	...	...	...	...	...	...	...	...	...	1	...	1	...	...	...	...	...	...	5	495	1980	...	2475					
Roorkee	463	5	...	...	...	...	...	...	...	...	...	2	...	...	...	...	...	...	...	...	18	1080	2808	...	3888					
Merrut	1,408	11	3	...	...	...	...	...	...	...	...	2	...	...	...	2	...	...	...	...	27	734	934	134	1802					
Delhi	482	4	1	...	...	...	...	...	...	...	...	1	...	1	1	1	...	...	...	...	15	830	1867	415	3112					
Muttra	410	1	...	...	...	...	...	...	...	...	...	...	...	...	...	1	...	...	...	...	10	976	975	488	2439					
	4,395	26	1	7	...	...	...	...	...	...	...	7	...	4	8	4	...	...	...	...	93	5492	1386	182	2162					
Agra	1,119	...	...	...	...	...	...	...	...	...	...	...	...	...	...	1	1	2	...	...	13	...	1162	...	1162					
Mozar	1,173	19	...	...	...	...	...	...	...	...	...	2	...	2	2	1	...	...	...	...	32	1620	1108	...	2728					
Gwalior Citadel	346	4	1	...	...	...	...	...	...	...	...	1	...	...	...	1	...	...	...	...	11	1156	1734	289	3179					
Jhansi	378	1	...	...	...	...	...	...	...	...	...	...	...	...	...	...	...	...	...	...	3	...	529	265	794					
Nasong	317	1	...	...	...	...	...	...	...	...	...	...	...	...	...	...	...	...	...	...	3	315	947	315	1577					
Saugor	383	...	...	...	...	...	...	...	...	...	...	...	...	...	...	...	...	...	...	...	1	...	522	...	522					
Jubbulpore	594	...	...	...	...	...	...	...	...	...	...	...	...	...	...	1	...	...	...	...	6	...	842	168	1040					
	4,310	24	...	...	...	...	...	...	...	...	...	...	...	...	...	...	...	...	...	...	72	557	1621	93	1671					
Umboila	1,435	17	...	...	...	...	...	...	...	...	...	2	...	...	3	2	...	...	...	...	32	1185	836	209	2230					
Jalundar	805	...	...	...	...	...	...	...	...	...	...	...	...	...	...	...	...	...	...	...	17	...	1988	184	2112					
Ferozepore	1,068	6	...	...	...	...	...	...	...	...	...	...	...	...	...	1	...	...	...	...	20	562	1217	94	1873					
Mooltan	837	...	...	...	...	...	...	...	...	...	...	...	...	...	...	1	...	...	...	...	9	...	956	119	1075					
Iera Ismail Khan	99	...	...	...	...	...	...	...	...	...	...	...	...	...	...	...	...	...	...	...	2	...	2020	...	2020					
Sialkot	1,096	...	...	...	...	...	...	...	...	...	...	1	...	...	...	...	...	...	...	...	25	...	2190	91	2281					
Amritsar and Govindgarh	306	2	...	...	...	...	...	...	...	...	...	2	...	...	...	...	...	...	...	...	12	654	2941	327	3022					
Fort Lahore	128	...	...	...	...	...	...	...	...	...	...	...	...	...	...	...	...	...	...	...	2	...	1562	...	1562					
Meeran Meer	1,050	2	...	...	...	...	...	...	...	...	...	2	...	3	1	6	...	...	...	...	39	1190	3324	...	3714					
Rawal Pindi	1,645	...	...	...	...	...	...	...	...	...	...	1	...	8	1	1	...	...	...	...	15	...	912	...	912					
Campbellpore	151	...	...	...	...	...	...	...	...	...	...	...	...	...	...	...	...	...	...	...	1	...	663	...	663					
Attock	172	...	...	...	...	...	...	...	...	...	...	1	...	...	...	...	...	...	...	...	4	...	2326	...	2326					
Nowshera	447	...	...	...	...	...	...	...	...	...	...	...	...	...	...	...	...	...	...	...	1	...	671	224	895					
Peshawar	1,591	10	...	...	...	...	...	...	...	...	...	...	...	...	...	3	...	...	...	...	23	...	1446	...	1446					
Cherat (9 months)	585	...	...	...	...	...	...	...	...	...	...	...	...	...	...	...	...	...	...	...	8	...	1197	171	1368					
Troops on the march, Punjab	545	...	...	...	...	...	...	...	...	...	...	...	...	...	...	...	...	...	...	...	3	...	...	...	...					
Recruits and Invalids on march	71	...	...	...	...	...	...	...	...	...	...	...	...	...	...	...	...	...	...	...	2	...	...	...	...					
	11,888	27	28	...	...	...	...	...	...	...	...	10	...	20	7	15	...	...	...	...	218	227	1523	94	1834					
Darjeeling (11 months)	82	...	...	...	...	...	...	...	...	...	...	...	...	...	...	...	...	...	...	...	...	...	...	...	...					
Ranikhet (9 months)	1,285	...	...	...	...	...	...	...	...	...	...	...	...	...	...	...	...	...	...	...	9	...	700	...	700					
Chakrata	852	...	...	...	...	...	...	...	...	...	...	1	...	...	...	...	...	...	...	...	2	...	235	...	235					
Dagshai (9 months)	1,036	...	...	...	...	...	...	...	...	...	...	1	...	1	1	...	...	...	...	...	6	...	482	97	579					
Solon (8 months)	278	...	...	...	...	...	...	...	...	...	...	...	...	...	...	...	...	...	...	...	2	...	719	...	719					
Subathu (7 months)	707	...	...	...	...	...	...	...	...	...	...	...	...	...	...	...	...	...	...	...	2	...	849	141	990					
Jutogh	88	...	...	...	...	...	...	...	...	...	...	...	...	...	...	...	...	...	...	...	2	...	...	...	2273					
Kangra	51	...	...	...	...	...	...	...	...	...	...	...	...	...	...	...	...	...	...	...	...	...	...	...	...					
Dharmasala (7 months)	123	4	...	...	...	...	...	...	...	...	...	...	...	...	...	...	...	...	...	...	4	3562	...	...	3752					
Dalhousie (8 months)	90	...	...	...	...	...	...	...	...	...	...	...	...	...	...	...	...	...	...	...	...	...	...	...	...					
Muree Hills (7 months)	1,170	...	...	...	...	...	...	...	...	...	...	1	...	1	...	...	...	...	...	...	5	...	427	...	427					
As for 12 MONTHS	4,450	4	3	...	...	...	...	...	...	...	...	2	1	4	1	3	1	...	...	...	3	8	4	37	90	651	90	831		
Darjeeling Depôt (10 months)	191	...	...	...	...	...	...	...	...	...	...	1	1	1	1	2	...	...	...	...	7	...	3645	...	3645					
Naini Tal " (10 months)	305	...	...	...	...	...	...	...	...	...	...	1	...	1	...	...	...	...	...	...	3	...	984	...	984					
Landour " (7 months)	215	...	...	...	...	...	...	...	...	...	...	...	...	...	...	...	...	...	...	...	1	...	1395	...	1395					
Rasauli " (8 months)	475	9	...	...	...	...	...	...	...	...	...	3	...	...	...	...	...	...	...	...	1	15	1895	665	211	3158				
Dalhousie " (7 months)	370	...	...	...	...	...	...	...	...	...	...	1	...	...	...	...	...	...	...	...	3	...	1892	...	1892					
Muree " (8 months)	434	...	...	...	...	...	...	...	...	...	...	...	...	...	...	...	...	...	...	...	7	...	230	...	230					
As for 12 MONTHS	1,528	9	2	3	1	...	...	...	...	...	...	7	1	1	3	3	...	...	...	...	4	1	36	589	1702	95	2356			
ARMY OF THE BENGAL PRESIDENCY	37,184	136	1	59	...	...	...	...	...	...	...	35	6	35	29	46	...	...	...	...	1	1	10	75	47	644	360	1240	126	1776



STATIONS.	Average Strength.	CAUSES OF DEATHS.																		Total Deaths.	DIED PER 1,000 OF STRENGTH.						
		Cholera.	Smallpox.	Enteric Fever.	Intermittent Fever.	Remittent Fever.	Continued Fever.	Apoplexy.	Delirium Tremens.	Dysentery.	Diarrhoea.	Hepatitis.	Syden Disease.	Respiratory Diseases.	Heart Diseases.	Phthisis Pulmonalis.	Dropsy.	Scoury.	Atrophy and Anæmia.		Wounds and Accidents.	All other causes.	Died out of Hospital.	A. Cholera.	B. All other Causes.		
																									1. In Hos- pital.	2. Out of Hos- pital.	C. All Causes.
On the march, Bombay Presidency ...	296	...	...	...	1	...	...	...	...	...	...	...	...	1	1	...	...	...	...	...	...	3	...	1456	...	147	
Deolali Depôt, Bombay Troops ...	90	...	...	...	...	...	...	...	...	...	...	...	...	...	...	...	...	...	...	...	...	...	...	2322	...	221	
Khandala Depôt, " ..	28	2	...	...	...	...	...	...	...	...	...	...	...	...	...	...	...	...	...	...	...	...	7143	...	7143	...	
Coleha Depôt, " ..	28	...	...	...	...	1	...	...	...	1	...	...	...	...	1	1	...	...	...	...	...	...	5	...	17241	...	17241
On the march, Madras Presidency ...	96	...	...	...	...	...	...	...	...	...	...	1	...	...	...	...	...	...	...	...	...	3	...	3125	3125	6250	
Poomalallee and Presidency Depôt	197	...	...	...	...	...	...	...	...	...	...	3	...	5	...	...	...	...	...	...	...	...	16	...	8122	8122	
Deolali Depôt, Madras Troops	51	...	...	...	...	...	...	...	...	...	...	...	...	1	...	...	...	...	...	...	...	...	...	3922	...	3922	
Poona and Bombay Depôt, "	17	...	...	...	...	...	...	...	...	1	...	...	...	1	...	...	...	...	...	...	...	1	1	...	17647	5882	23529
Nasirabad	587	1	...	...	...	...	...	...	...	...	...	...	...	...	...	...	...	...	...	...	...	3	...	16	170	2536	2726
Noemuch	434	20	...	...	...	...	...	...	...	...	...	...	...	1	...	...	...	...	...	...	...	...	25	4608	1152	5760	
Indore	93	...	...	...	...	...	...	...	...	...	...	...	...	...	...	...	...	...	...	...	...	...	...	...	...	...	
Mhow	1,250	6	...	1	1	1	...	1	1	1	...	3	...	1	...	1	...	...	...	...	...	1	24	480	1352	1912	
Dessa	754	...	...	...	...	...	...	3	...	1	...	...	...	1	...	1	...	...	...	...	...	...	11	...	1194	265	
Ahmedabad and Baroda	610	10	...	...	...	1	2	4	...	...	...	3	...	1	...	1	...	...	...	...	...	...	37	1639	2295	4426	
Kurrachee and Ghizee	779	...	...	...	...	...	...	...	...	...	...	2	...	1	1	1	...	...	...	...	...	1	17	...	2954	128	
Hydrabad	373	...	...	...	...	1	...	...	...	...	...	...	...	...	1	...	...	...	...	...	...	1	4	...	804	268	
Aden	767	...	...	...	...	...	...	...	1	...	...	...	...	...	...	...	...	...	...	...	...	1	4	...	425	141	
	5,587	37	...	11	1	6	3	17	2	5	...	10	...	6	3	5	...	...	...	...	...	1	12	9	128	662	1408
Bombay	417	...	...	...	...	...	...	1	...	2	...	2	...	1	...	1	...	...	...	...	...	1	1	9	...	1548	193
Asserghur	91	...	...	...	...	...	...	...	...	...	...	...	...	...	...	...	...	...	...	...	...	...	...	...	...	...	
Ahmednagar	410	1	...	...	...	...	...	1	...	...	...	...	...	...	...	...	...	...	...	...	...	...	2	244	244	...	
Poona and Kirkee	1,850	14	...	3	...	1	...	2	2	1	2	4	...	1	1	5	...	...	...	...	...	4	1	41	757	1405	
Satara	160	...	...	...	...	...	...	...	...	...	...	...	...	...	...	...	...	...	...	...	...	...	...	...	625	...	
Belgaum	394	...	1	2	...	...	...	1	1	...	...	1	...	...	1	...	...	...	...	...	...	1	6	1	15	...	
Secunderabad	2,261	...	3	...	1	1	1	7	...	13	...	...	...	...	2	...	...	...	...	...	...	1	3	4	...		
Kamptee	1,069	...	...	...	...	1	...	...	...	...	...	...	...	...	1	3	...	...	...	...	...	...	6	...			
	7,332	15	1	10	...	2	2	6	4	10	2	20	...	2	6	11	...	...	...	...	...	2	20	8	121	204	
Bellary	894	...	...	...	...	...	...	...	...	...	...	...	...	2	2	...	...	...	...	...	...	4	8	...			
Bangalore	1,646	...	...	...	...	...	1	...	1	...	...	...	...	1	3	...	...	...	...	...	...	1	2	4	18	...	
Cannanore	618	...	...	...	...	...	...	...	...	...	...	...	...	...	1	...	...	...	...	...	...	...	...	...	3	...	
Mallapooram	96	...	...	...	...	...	...	...	...	...	...	...	...	...	...	...	...	...	...	...	...	...	...	...	...	...	
Calicut	116	...	...	...	...	...	...	...	...	...	...	...	...	...	...	...	...	...	...	...	...	...	...	...	...	...	
Trichinopoly	281	2	...	...	...	...	...	...	...	1	1	...	...	...	1	...	...	...	...	...	...	...	8	712	2135	...	
St. Thomas' Mount	372	1	...	...	...	...	...	...	...	...	...	...	...	...	1	...	...	...	...	...	...	1	9	269	1881	249	
Madras	562	1	...	...	...	...	1	...	1	...	...	...	...	...	1	...	...	...	...	...	...	...	7	178	712	356	
	4,586	4	...	...	...	...	5	...	4	1	10	...	...	2	8	4	...	...	...	...	...	1	3	11	53	87	
Rangoon	802	...	...	...	...	...	1	1	...	...	...	...	...	...	1	...	...	...	...	...	...	2	3	10	...		
Toungoo	476	...	...	...	...	...	...	1	...	...	...	...	...	...	...	...	...	...	...	...	...	...	...	...	6	...	
Thayetmyo	679	...	1	...	1	...	1	...	...	...	...	...	...	...	...	...	...	...	...	...	...	...	...	...	...	441	
Port Blair	137	...	1	...	...	...	...	...	...	...	...	...	...	...	...	...	...	...	...	...	...	...	...	...	...	730	
	2,005	...	2	...	1	...	1	1	2	...	5	...	...	1	...	...	...	...	...	...	...	...	...	...	...	716	
Taraghar, Ajmere (7 months)	69	...	...	...	...	...	...	...	...	...	...	...	...	...	...	...	...	...	...	...	...	...	4	...			
Mount Abo	106	...	...	...	...	...	...	...	...	...	...	...	...	...	...	...	...	...	...	...	...	...	1	...			
Poorandhur	76	...	...	...	...	...	...	...	...	...	...	...	...	...	...	...	...	...	...	...	...	...	...	...	...	943	
	...	...	...	...	...	...	...	...	...	...	...	...	...	...	...	...	...	...	...	...	...	...	...	...	...	...	
Pachmarhi (Madras Troop)	116	...	...	...	...	...	...	...	...	...	...	...	...	...	...	...	...	...	...	...	...	1	1	...			
Bamandroog	44	...	...	...	...	...	1	...	...	...	...	...	...	...	...	...	...	...	...	...	...	...	...	...	...		
Wellington	569	...	...	...	...	...	...	...	...	...	3	...	...	...	3	...	...	...	...	...	...	...	6	...			
	891	...	2	...	...	1	...	...	...	2	4	...	...	3	...	...	...	...	...	...	...	1	13	...			

ARMIES.	Average Strength.	CAUSES OF DEATHS.																		Total Deaths.	DIED PER 1,000 OF STRENGTH.						
		Cholera.	Smallpox.	Enteric Fever.	Intermittent Fever.	Remittent Fever.	Continued Fever.	Apoplexy.	Delirium Tremens.	Dysentery.	Diarrhoea.	Hepatitis.	Syden Disease.	Respiratory Diseases.	Heart Diseases.	Phthisis Pulmonalis.	Dropsy.	Scoury.	Atrophy and Anæmia.		Wounds and Accidents.	All other causes.	Died out of Hospital.	A. Cholera.	B. All other Causes.		
																									1. In Hos- pital.	2. Out of Hos- pital.	C. All Causes.
ARMY OF HINDIA	37,184	136	1	39	...	28	16	71	1	24	3	55	6	35	28	6	...	1	1	10	75	47	614	366	1249	126	1732
ARMY OF MADRAS	11,011	4	...	...	...	...	...	...	...	...	...	...	...	...	...	...	...	...	...	...	...	...	...	...	...	...	1485
ARMY OF BOMBAY	10,184	54	1	18	...	...	2	23	5	9	6	18	...	...	...	...	...	...	...	...	...	...	...	530	1445	117	2902
ARMY OF INDIA	58,409	194	2	84	1	38	22	161	8	49	8	108	6	45	60	73	...	1	1	14	119	87	1,021	332	1267	149	1748



# EUROPEAN TROOPS, 1875.

## XXIII.

TABLE showing the PREVALENCE of CHOLERA in each MONTH, and the DISTRIBUTION of the DISEASE by STATIONS and PROVINCES.

STATIONS.	Average Strength.	NUMBER OF ADMISSIONS INTO HOSPITAL IN EACH MONTH.												Total Admissions of the Year.	Admission-rate per 1,000 of Strength.	Number of Deaths.	Death-rate per 1,000 of Strength.
		Jan.	Feb.	Mar.	April.	May.	June.	July.	Aug.	Sept.	Oct.	Nov.	Dec.				
Deolali Depot (Bengal Troops)	...	...	...	...	...	...	...	...	...	...	...	1	...	1	...	1	...
Poona and Bombay Depôts (Bengal Troops)	...	...	...	...	...	...	...	...	...	...	...	...	...	...	...	...	...
Troops marching, Bengal and N. W. P.	...	...	...	...	...	...	...	...	...	...	...	...	...	...	...	...	...
Recruits, Invalids, &c., N. W. P.	...	...	...	1	...	...	...	...	...	...	...	...	...	1	...	1	...
Fort William	922	...	...	...	...	...	...	...	...	...	...	...	...	...	...	...	...
Dum-Dum	636	...	...	...	...	...	...	...	...	...	...	...	...	...	...	...	...
Barrackpore	420	...	...	...	...	...	...	...	...	...	...	...	...	...	...	...	...
	1,978	...	...	...	...	...	...	...	...	...	...	...	...	...	...	...	...
Haziribagh	117	...	...	...	...	...	...	...	...	...	...	...	...	...	...	...	...
Dinapore	922	...	...	...	...	...	...	...	...	...	...	...	...	...	...	...	...
Benares	511	...	...	...	...	...	...	...	...	...	...	...	...	...	...	...	...
Chunar	68	...	...	...	1	...	...	...	...	...	...	...	...	1	...	...	...
Fyzabad	1,665	...	...	...	...	...	...	...	...	7	5	...	...	12	...	6	...
Lucknow	2,342	...	...	...	...	...	...	...	6	32	...	...	...	38	...	28	...
Sitapur	579	...	...	...	1	...	...	...	...	...	...	...	...	1	...	1	...
Patehgarh	270	...	...	...	...	...	...	...	...	...	...	...	...	...	...	...	...
Cawnpore	877	...	...	1	5	...	...	...	...	...	...	...	...	6	...	5	...
Allahabad	1,949	...	...	...	...	1	...	...	4	3	...	...	...	8	...	4	...
	7,790	...	...	1	7	1	...	...	10	42	5	...	...	66	85	41	503
Shahjahanpur	536	...	...	...	...	...	...	...	...	...	...	...	...	...	...	...	...
Bareilly	893	...	...	1	...	...	...	...	...	...	...	...	...	1	...	1	...
Moradabad	292	...	...	...	...	...	...	...	...	2	...	...	...	2	...	1	...
Roorkee	463	...	...	...	...	4	2	...	...	...	...	...	...	6	...	5	...
Meerut	1,498	...	...	...	...	...	...	...	1	11	1	...	...	13	...	11	...
Delhi	482	...	...	...	...	...	...	...	4	1	...	...	...	5	...	4	...
Muttra	410	...	...	...	3	3	...	...	1	...	...	...	...	7	...	4	...
	4,395	...	...	1	3	7	2	...	6	14	1	...	...	31	77	26	592
Agra	1,119	...	...	...	...	...	...	...	...	...	...	...	...	...	...	...	...
Morar	1,173	...	...	...	...	...	...	...	10	8	3	...	...	21	...	19	...
Gwalior Citadel	346	...	...	...	...	...	...	...	6	...	...	...	...	6	...	4	...
Jhansi	378	...	...	...	...	...	...	...	...	...	...	...	...	...	...	...	...
Nowroz	317	...	...	...	...	...	...	...	1	...	...	...	...	1	...	1	...
Sangor	383	...	...	...	...	...	...	...	...	...	...	...	...	...	...	...	...
Jubbulpore	594	...	...	...	...	...	...	...	...	...	...	...	...	...	...	...	...
	4,510	...	...	...	...	...	...	...	17	8	3	...	...	28	65	24	557
Umballa	1,435	...	...	...	...	...	...	...	27	1	...	...	...	28	...	17	...
Jullundur	805	...	...	...	...	...	...	...	...	...	...	...	...	...	...	...	...
Ferozepore	1,068	...	...	...	...	...	...	...	3	...	3	2	...	8	...	6	...
Mooltan	837	...	...	...	...	...	...	...	...	...	...	...	...	...	...	...	...
Dera Ismail Khan	99	...	...	...	...	...	...	...	...	...	...	...	...	...	...	...	...
Kalkot	1,096	...	...	...	...	...	...	...	1	...	...	...	...	1	...	...	...
Amritsar and Govindgarh	306	...	...	...	...	...	...	...	6	...	1	...	...	7	...	2	...
Fort Lahore	128	...	...	...	...	...	...	...	...	...	...	...	...	...	...	...	...
Meeran Meer	1,550	...	...	...	...	...	...	...	...	...	3	...	...	3	...	2	...
Rawalpindi	1,645	...	...	...	...	...	...	...	...	...	...	...	...	...	...	...	...
Campbellpore	151	...	...	...	...	...	...	...	...	...	...	...	...	...	...	...	...
Attock	172	...	...	...	...	...	...	...	...	...	...	...	...	...	...	...	...
Nowshera	447	...	...	...	...	...	...	...	...	...	...	...	...	...	...	...	...
Peshawar	1,591	...	...	...	...	...	...	...	...	...	...	...	...	...	...	...	...
Cherat (9 months)	585	...	...	...	...	...	...	...	...	...	...	...	...	...	...	...	...
Troops marching, Punjab	...	...	...	...	...	...	...	...	...	...	...	...	...	...	...	...	...
Recruits, Invalids, &c., "	...	...	...	...	...	...	...	...	...	...	...	...	...	...	...	...	...
	11,888	...	...	...	...	...	...	1	39	7	6	3	...	47	40	27	227
Darjeeling (11 months)	82	...	...	...	...	...	...	...	...	...	...	...	...	...	...	...	...
Ranikhet (9 months)	1,285	...	...	...	...	...	...	...	...	...	...	...	...	...	...	...	...
Chakrata	852	...	...	...	...	...	...	...	...	...	...	...	...	...	...	...	...
Dagshai (9 months)	1,036	...	...	...	...	...	...	...	...	...	...	...	...	...	...	...	...
Solon (8 months)	278	...	...	...	...	...	...	...	...	...	...	...	...	...	...	...	...
Subathu (7 months)	707	...	...	...	...	...	...	...	...	...	...	...	...	...	...	...	...
Jalga	88	...	...	...	...	...	...	...	...	...	...	...	...	...	...	...	...
Kangra	51	...	...	...	...	...	...	...	...	...	...	...	...	1	...	...	...
Dharmasala (7 months)	123	...	...	...	...	...	...	...	5	...	...	...	...	5	...	4	...
Dalhousie (8 months)	90	...	...	...	...	...	...	...	...	...	...	1	...	1	...	...	...
Murree (7 months)	1,170	...	...	...	...	...	...	...	...	...	...	...	...	...	...	...	...
	4,450	...	...	...	...	...	...	1	5	...	...	1	...	7	16	4	90
Darjeeling Depôt (10 months)	191	...	...	...	...	...	...	...	...	...	...	...	...	...	...	...	...
Naini Tal (10 months)	305	...	...	...	...	...	...	...	...	...	...	...	...	...	...	...	...
Lamhour (7 months)	215	...	...	...	...	...	...	...	...	...	...	...	...	...	...	...	...
Kasauli (8 months)	475	...	...	...	...	...	...	15	2	...	...	...	...	17	...	9	...
Dalhousie (7 months)	370	...	...	...	...	...	...	...	...	...	...	...	...	...	...	...	...
Murree (8 months)	414	...	...	...	...	...	...	...	...	...	...	...	...	...	...	...	...
FOR THE SEASON OF OCCUPATION	2,694	...	...	...	...	...	...	15	2	...	...	...	...	17	81	9	430
BENGAL PRESIDENCY	37,184	...	...	3	10	8	2	17	70	71	15	5	...	201	84	136	306



STATIONS.	Average Strength.	NUMBER OF ADMISSIONS INTO HOSPITAL IN EACH MONTH.												Total Admissions of the Year.	Admission-rate per 1,000 of Strength.	Number of Deaths.	Death-rate per 1,000 of Strength.
		Jan.	Feb.	Mar.	April.	May.	June.	July.	Aug.	Sept.	Oct.	Nov.	Dec.				
Troops marching, Bombay Presidency	...	...	...	...	...	...	...	...	...	...	...	...	...	...	...	...	...
Deolali Depot (Bombay Troops)	...	...	...	...	...	...	...	...	...	...	...	...	...	...	...	...	...
Khandala " ( " )	...	...	...	...	...	2	1	1	...	...	...	...	...	4	...	2	...
Colaba " ( " )	...	...	...	...	...	...	...	...	...	...	...	...	...	...	...	...	...
Troops marching, Madras Presidency	...	...	...	...	...	...	...	...	...	...	...	...	...	...	...	...	...
Poonamallee and Presidency Depots	...	...	...	...	...	...	...	...	...	...	...	...	...	...	...	...	...
Deolali Depot (Madras Troops)	...	...	...	...	...	...	...	...	...	...	...	...	...	...	...	...	...
Poona and Bombay Depots (Madras Troops)	...	...	...	...	...	...	...	...	...	...	...	...	...	...	...	...	...
Nasirabad	587	...	...	...	...	...	...	...	...	...	...	...	...	1	...	1	...
Normach	431	...	...	...	...	...	...	1	21	4	...	...	...	26	...	20	...
Indore	91	...	...	...	...	...	...	...	...	...	...	...	...	...	...	...	...
Mhow	1,569	...	...	...	...	...	...	...	10	...	...	...	...	10	...	6	...
Dewas	754	...	...	...	...	...	...	...	...	...	...	...	...	...	...	...	...
Ahmedabad and Baroda	610	...	...	...	...	...	...	...	...	...	...	...	...	...	...	...	...
Kurrachee and Ghizree	779	...	...	...	...	9	7	...	...	...	...	...	...	16	...	10	...
Hyderabad	373	...	...	...	...	...	...	...	...	...	...	...	...	...	...	...	...
Aden	707	...	...	...	...	...	...	...	...	...	...	...	...	...	...	...	...
	5,587	...	...	...	...	9	7	1	31	4	1	...	...	53	95	37	6.61
Bombay	517	...	...	...	...	...	...	...	...	...	...	1	...	1	...	...	...
Asserghur	91	...	...	...	...	...	...	...	...	...	...	...	...	...	...	...	...
Ahmednagar	410	...	...	...	...	...	...	...	1	...	...	...	...	1	...	1	...
Poona and Kirkee	1,859	...	...	...	...	...	2	...	18	1	...	...	...	21	...	14	...
Satara	169	...	...	...	...	...	...	...	...	...	...	...	...	...	...	...	...
Belgaum	994	...	...	...	...	...	...	...	...	...	...	...	...	...	...	...	...
Secunderabad	2,261	...	...	...	...	...	...	...	...	...	...	...	1	1	...	...	...
Kanpetee	1,069	...	...	...	...	...	...	...	...	...	...	...	...	...	...	...	...
	7,352	...	...	...	...	2	...	19	1	...	1	1	...	24	33	15	2.04
Bellary	891	...	...	...	...	...	...	...	...	...	...	...	...	...	...	...	...
Bangalore	1,646	...	...	...	...	...	...	...	...	...	...	...	...	...	...	...	...
Cannanore	618	...	...	...	...	...	...	...	...	...	...	...	...	...	...	...	...
Mallapostum	96	...	...	...	...	...	...	...	...	...	...	...	...	...	...	...	...
Calcut	116	...	...	...	...	...	...	...	...	...	...	...	...	...	...	...	...
Trichinopoly	281	...	...	...	...	...	...	2	...	...	...	...	...	3	...	2	...
St. Thomas' Mount	372	...	...	...	...	...	...	...	...	...	1	...	...	1	...	1	...
Madras	562	...	...	...	...	...	...	...	...	...	...	...	...	...	...	...	...
	4,586	...	...	...	...	...	2	1	...	1	...	1	...	5	11	4	.87
Rangoon	802	...	...	...	...	...	...	...	...	...	...	...	...	...	...	...	...
Yongoo	476	...	...	...	...	1	...	...	...	...	...	...	...	1	...	...	...
Thayetmye	679	...	...	...	...	...	...	...	...	...	...	...	...	...	...	...	...
Port Blair	137	...	...	...	...	...	...	...	...	...	...	...	...	...	...	...	...
	2,095	...	...	...	...	1	...	...	...	...	...	...	...	1	5	...	...
Taraghar, Ajmere (7 months)	69	...	...	...	...	...	...	...	...	...	...	...	...	...	...	...	...
Mount Abo	106	...	...	...	...	...	...	...	...	...	...	...	...	...	...	...	...
Purandhar	76	...	...	...	...	...	...	...	...	...	...	...	...	...	...	...	...
Pachmarhi (Madras Troops)	116	...	...	...	...	...	...	...	...	...	...	...	...	...	...	...	...
Ramandroog	44	...	...	...	...	...	...	...	...	...	...	...	...	...	...	...	...
Wellington	609	...	...	...	...	...	...	...	...	...	...	...	...	...	...	...	...
	891	...	...	...	...	...	...	...	...	...	...	...	...	...	...	...	...

ARMIES.	Average Strength.	NUMBER OF ADMISSIONS INTO HOSPITAL IN EACH MONTH.												Total Admissions of the Year.	Admission-rate per 1,000 of Strength.	Number of Deaths.	Death-rate per 1,000 of Strength.
		Jan.	Feb.	Mar.	April.	May.	June.	July.	Aug.	Sept.	Oct.	Nov.	Dec.				
ARMY OF BENGAL	37,184	...	...	3	10	8	2	17	70	71	15	5	...	201	5.4	136	3.66
ARMY OF MADRAS	11,941	...	...	...	...	1	...	2	1	...	1	...	2	7	6	4	.36
ARMY OF BOMBAY	10,154	...	...	...	...	11	10	2	50	5	1	1	...	80	7.9	54	5.39
ARMY OF INDIA	58,409	...	...	3	10	20	12	21	121	76	17	6	2	288	4.9	194	3.32



# EUROPEAN TROOPS, 1875.

## XXIV.

TABLE showing the PREVALENCE of ENTERIC FEVER and the DISTRIBUTION of the DISEASE by STATIONS and PROVINCES.

STATIONS.	Average Strength.	NUMBER OF ADMISSIONS INTO HOSPITAL IN EACH MONTH.												Total Admissions of the Year.	Admission-rate per 1,000 of Strength.	Number of Deaths.	Death-rate per 1,000 of Strength.
		Jan.	Feb.	Mar.	April.	May.	June.	July.	Aug.	Sept.	Oct.	Nov.	Dec.				
Deolali Depot (Bengal Troops)	131	...	...	...	...	...	...	...	...	...	...	...	...	...	...	...	...
Poona and Bombay Depôts (Bengal Troops)	8	...	...	...	...	...	...	...	...	...	...	...	...	...	...	...	...
Troops marching, Bengal and North-Western Provinces	561	...	...	...	...	...	...	...	...	...	...	...	...	...	...	...	...
Recruits, Invalids, &c.	146	...	...	1	...	...	...	...	...	...	...	...	...	1	...	...	...
Fort William	922	...	...	...	...	...	...	...	...	...	...	...	...	...	...	...	...
Dum-Dum	636	...	...	...	...	...	...	...	...	...	...	...	...	...	...	...	...
Barrackpore	420	...	...	...	...	1	...	...	...	1	...	1	1	2	...	2	...
	1,978	...	...	...	...	1	2	...	1	...	1	1	1	7	3.5	2	1.01
Hardibagh	117	...	...	...	...	...	...	...	...	...	...	...	...	...	...	...	...
Dinapore	922	...	1	1	...	...	1	...	...	...	...	...	...	5	...	2	...
Benares	511	...	...	...	...	...	...	...	...	...	1	...	...	2	...	1	...
Chunar	68	...	...	...	...	...	...	...	...	...	...	...	...	...	...	...	...
Fyzabad	1,055	2	...	...	1	...	1	...	...	...	...	...	...	6	...	3	...
Lucknow	2,342	...	1	1	4	1	2	...	...	1	...	1	...	11	...	4	...
Sitapur	579	...	...	...	...	...	...	...	...	...	...	...	...	...	...	...	...
Fatehgarh	270	...	...	...	...	...	...	...	...	...	...	...	...	...	...	...	...
Cawnpore	877	1	...	...	...	2	...	...	...	4	...	...	...	7	...	2	...
Allahabad	1,949	1	2	...	1	...	...	...	...	1	...	...	...	5	...	3	...
	7,790	4	4	2	6	3	4	...	...	7	1	4	1	36	4.6	15	1.93
Shahjahanpur	536	...	...	...	...	...	...	...	...	...	...	...	...	...	...	...	...
Barilly	803	...	...	1	...	...	...	...	...	...	...	...	...	1	...	1	...
Moradabad	202	...	...	...	...	...	1	...	...	...	...	...	...	1	...	1	...
Roorkee	463	...	...	...	...	...	...	...	...	...	...	...	...	...	...	...	...
Meerut	1,498	1	1	...	1	1	...	...	1	...	...	...	...	5	...	3	...
Delhi	482	...	...	...	...	...	...	...	...	...	...	1	...	1	...	1	...
Multra	410	...	...	...	1	...	...	...	...	...	...	...	...	1	...	1	...
	4,395	1	1	1	2	1	1	...	1	...	...	1	...	9	2.0	7	1.59
Agra	1,119	...	...	...	...	...	...	...	...	...	...	...	...	...	...	...	...
Morar	1,173	...	...	...	...	...	...	...	...	...	...	...	...	...	...	...	...
Gwalior Citadel	346	...	...	...	...	...	...	...	...	1	...	...	...	1	...	1	...
Jhansi	378	...	...	...	...	1	...	...	...	...	...	...	...	1	...	...	...
Nowgong	317	...	...	...	...	...	...	...	...	...	...	...	...	...	...	...	...
Saugor	383	...	...	...	...	...	...	...	...	...	...	...	...	...	...	1	...
Jubbulpore	594	...	...	...	...	...	...	...	...	...	...	...	...	...	...	...	...
	4,310	...	...	...	...	1	...	...	...	1	...	...	...	2	...	2	...
Umballa	1,435	1	...	...	1	...	...	1	...	...	...	...	...	3	...	1	...
Jullundur	805	...	...	...	...	1	2	...	...	...	...	...	...	6	...	5	...
Ferozepore	1,068	...	...	...	...	...	...	...	...	...	...	1	2	3	...	2	...
Mooltan	837	...	...	...	...	...	...	...	...	...	...	...	...	...	...	...	...
Dera Ismail Khan	99	...	...	...	...	...	...	...	...	...	1	...	...	...	...	...	...
Saikat	1,066	...	...	...	...	2	...	1	...	1	1	1	...	6	...	2	...
Amritsar and Govindgarh	296	...	...	...	...	...	...	...	...	...	...	...	...	1	...	1	...
Fort Lahore	128	...	...	...	1	...	...	...	...	...	...	...	...	1	...	...	...
Meeran Meer	1,050	...	...	...	1	1	1	...	...	...	...	...	...	4	...	3	...
Rawalpindi	1,645	...	...	...	...	...	...	...	...	...	...	1	...	2	...	1	...
Campbellpore	151	...	...	...	...	...	...	...	...	...	2	...	...	2	...	...	...
Attock	172	...	...	...	...	3	1	...	...	...	...	...	...	4	...	1	...
Nowshera	447	...	...	...	...	...	...	...	...	...	...	...	...	...	...	...	...
Peshawar	1,591	...	2	1	3	6	6	...	...	...	...	...	...	18	...	10	...
Cherat (9 months)	585	...	...	...	...	1	1	...	...	...	...	...	...	2	...	2	...
Troops marching, Punjab	545	...	...	...	...	...	...	...	...	...	...	...	1	1	...	...	...
Recruits, Invalids, &c., Punjab	71	...	...	...	...	...	...	...	...	...	...	...	...	...	...	...	...
	11,888	1	2	1	6	14	11	3	...	1	4	6	5	51	4.5	28	2.36
Darjeeling (11 months)	82	...	...	...	...	...	...	...	...	...	...	...	...	...	...	...	...
Ranikhet (9 months)	1,285	...	...	...	...	...	...	1	...	...	...	...	...	1	...	1	...
Chakrata	832	...	...	...	...	...	...	...	...	...	...	...	...	...	...	...	...
Digshai (9 months)	1,009	...	...	...	...	1	...	...	1	...	...	...	...	2	...	1	...
Solon (8 months)	278	...	...	...	...	...	...	...	...	...	...	...	...	...	...	...	...
Subathu (7 months)	267	...	...	...	...	...	...	...	...	...	1	...	...	1	...	1	...
Jutogh	88	...	...	...	...	...	...	...	...	...	...	...	...	...	...	...	...
Kangra	51	...	...	...	...	...	...	...	...	...	...	...	...	...	...	...	...
Dharmshala (7 months)	123	...	...	...	...	...	...	...	...	...	...	...	...	...	...	...	...
Dalhousie (8 months)	90	...	...	...	...	...	...	...	...	...	...	...	...	...	...	...	...
Marree (7 months)	1,170	...	...	...	...	...	...	...	...	...	...	...	...	...	...	...	...
As for 12 Months	4,450	...	...	...	...	1	...	1	1	...	1	...	...	4	...	3	...
Darjeeling Depot (10 months)	191	...	...	...	...	...	...	...	...	...	...	...	...	...	...	...	...
Naini Tal (10 months)	305	...	...	...	...	...	...	...	...	...	...	...	...	...	...	...	...
Landour (7 months)	215	...	...	...	...	...	...	...	...	...	...	...	...	...	...	...	...
Kasauli (6 months)	475	...	...	...	1	...	...	...	...	...	...	...	...	1	...	1	...
Dalhousie (7 months)	370	...	...	...	...	...	...	...	...	...	...	...	...	...	...	...	...
Marree (8 months)	434	...	...	...	...	...	...	...	...	...	...	1	...	1	...	1	...
As for 12 Months	1,528	...	...	...	1	...	...	...	...	...	...	1	...	2	1.3	2	1.31
BENGAL PRESIDENCY	37,184	6	7	5	15	21	18	4	3	9	7	13	7	115	3.1	59	1.59



STATIONS.	Average Strength for the period of occupation.	NUMBER OF ADMISSIONS INTO HOSPITAL IN EACH MONTH.												Total Admissions of the Year.	Admission-rate per 1,000 of Strength.	Number of Deaths.	Death-rate per 1,000 of Strength.
		Jan.	Feb.	Mar.	April.	May.	June.	July.	Aug.	Sept.	Oct.	Nov.	Dec.				
Troops marching, Bombay Presidency	206	...	...	...	...	...	...	...	...	...	...	...	...	...	...	...	...
Droli Depôt (Bombay Troops)	90	...	...	...	...	...	...	...	...	...	...	...	...	...	...	...	...
Khandala " ( " )	28	...	...	...	...	...	...	...	...	...	...	...	...	...	...	...	...
Colaba " ( " )	29	...	...	...	...	...	...	...	...	...	...	...	...	...	...	...	...
Troops marching, Madras Presidency	96	...	...	...	...	...	...	...	...	...	...	...	...	...	...	...	...
Poonamallee and Presidency Depôts	197	...	...	...	...	...	...	...	...	...	...	...	...	...	...	...	...
Droli Depôt (Madras Troops)	51	...	...	...	...	...	...	...	...	...	...	...	...	...	...	...	...
Poona and Bombay Depôts (Madras Troops)	17	...	...	...	...	...	...	...	...	...	...	...	...	...	...	...	...
Nasirabad	587	...	...	...	...	...	...	...	...	...	...	...	1	1	...	...	...
Neemuch	434	...	...	...	...	...	...	...	...	...	...	...	...	...	...	...	...
Indore	93	...	...	...	...	...	...	...	...	...	...	...	...	...	...	...	...
Bhow	1,250	...	...	1	...	...	...	...	...	1	...	...	...	2	...	1	...
Dera	754	...	...	1	...	...	...	...	...	...	...	...	...	1	...	1	...
Ahmedabad and Baroda	610	...	...	...	...	...	...	...	...	...	...	...	...	...	...	2	...
Kurrachee and Ghazree	779	...	...	...	2	2	...	1	2	2	...	...	1	9	...	7	...
Hyderabad	373	...	...	...	...	...	...	...	...	...	...	...	...	...	...	...	...
Aden	707	...	...	...	...	...	...	...	...	...	...	...	...	...	...	...	...
	5,587	...	...	2	2	2	...	1	2	3	...	...	2	14	25	11	1.97
Bombay	517	...	...	...	...	...	...	...	...	...	...	...	...	...	...	...	...
Asserghur	91	...	...	...	...	...	...	...	...	...	...	...	...	...	...	...	...
Ahmednagar	410	2	...	...	...	...	...	...	...	...	...	...	...	2	...	...	...
Poona and Kirkee	1,859	...	...	...	3	2	1	...	1	1	...	...	...	8	...	3	...
Satara	100	...	...	...	...	...	...	...	...	...	...	...	...	...	...	...	...
Bolgaum	994	...	...	...	2	...	...	...	...	...	...	...	...	2	...	2	...
Secunderabad	2,261	...	...	...	...	...	1	2	3	2	...	1	1	10	...	3	...
Kamptee	1,069	...	...	...	...	...	1	1	...	...	...	...	...	2	...	2	...
	7,352	2	...	...	5	2	3	3	4	3	...	1	1	21	33	10	1.96
Bellary	894	...	...	...	...	...	...	...	...	...	...	...	...	...	...	...	...
Bangalore	1,695	...	...	...	1	...	1	...	...	...	...	...	...	2	...	...	...
Cannanore	618	1	...	...	3	...	...	...	...	...	...	...	...	4	...	...	...
Mallapooram	96	...	...	...	...	...	...	...	...	...	...	...	...	...	...	...	...
Calicut	116	...	...	...	...	...	...	...	...	...	...	...	...	...	...	...	...
Trichinopoly	281	...	...	...	...	...	...	...	...	...	...	...	...	...	...	...	...
St. Thomas' Mount	372	...	...	...	...	...	...	...	...	...	...	...	...	...	...	...	...
Madras	502	1	...	...	...	...	...	...	...	...	...	...	...	1	...	...	...
	4,586	2	...	...	4	...	1	...	...	...	...	...	...	7	15	...	...
Rangoon	802	...	...	...	...	...	...	...	...	...	...	...	...	...	...	...	...
Toungoo	476	...	...	...	...	...	...	...	...	...	...	...	...	...	...	...	...
Thayetmyo	679	1	...	...	...	...	...	...	1	...	...	...	...	2	...	1	...
Port Blair	137	1	...	...	...	...	...	...	...	...	...	...	...	1	...	...	...
	7,095	2	...	...	...	...	...	...	1	...	...	...	...	3	14	2	.95
Taraghur, Ajmere (7 months)	69	...	...	...	...	...	1	...	1	...	...	...	...	2	...	2	...
Mount Abu	106	...	...	...	...	...	...	...	...	...	...	...	...	...	...	...	...
Parandhar	76	...	...	...	...	...	...	...	...	...	...	...	...	...	...	...	...
Pachmarhi (Madras Troops)	116	...	...	...	...	...	...	...	...	...	...	...	...	...	...	...	...
Ramandroog	44	...	...	...	...	...	...	...	...	...	...	...	...	...	...	...	...
Wellington	509	...	...	...	...	...	1	...	...	...	...	...	...	1	...	...	...
	891	...	...	...	...	...	2	...	1	...	...	...	...	3	34	2	2.24

ARMIES.	Average Strength.	NUMBER OF ADMISSIONS INTO HOSPITAL IN EACH MONTH.												Total Admissions of the Year.	Admission-rate per 1,000 of Strength.	Number of Deaths.	Death-rate per 1,000 of Strength.
		Jan.	Feb.	Mar.	April.	May.	June.	July.	Aug.	Sept.	Oct.	Nov.	Dec.				
ARMY OF BENGAL	37,184	6	7	5	15	21	18	4	3	9	7	13	7	115	3.1	59	1.59
ARMY OF MADRAS	11,041	4	...	...	4	...	4	3	4	2	...	1	1	23	2.1	7	.63
ARMY OF BOMBAY	10,184	2	...	2	7	4	2	1	6	4	...	...	2	28	2.7	18	1.77
ARMY OF INDIA	58,409	12	7	7	26	25	24	8	11	15	7	14	10	166	2.8	84	1.44



# EUROPEAN TROOPS, 1875.

## XXV.

TABLE showing the PREVALENCE of FEVER in each MONTH and the DISTRIBUTION of FEVERS by STATIONS and PROVINCES.

(Excluding Enteric Fever, which is shown separately in Table XXIV.)

STATIONS.	Average Strength for the period of occupation.	NUMBER OF ADMISSIONS INTO HOSPITAL IN EACH MONTH.												Total Admissions per Year.	Admission-rate per 1,000 of Strength.	Number of Deaths.	Death-rate per 1,000 of Strength.
		Jan.	Feb.	Mar.	April.	May.	June.	July.	Aug.	Sept.	Oct.	Nov.	Dec.				
Deolali Depot (Bengal Troops)	...	3	...	1	1	...	...	...	...	...	...	...	14	19	...	...	...
Poona and Bombay Depots (Bengal Troops)	...	...	1	1	...	...	...	...	...	...	...	4	...	6	...	2	...
Troops marching, Bengal and N. W. P.	...	27	24	6	1	...	...	...	...	...	...	3	4	65	...	...	...
Recruits, Invalids, &c., Bengal and N. W. P.	...	...	...	8	...	...	...	...	...	...	...	18	5	31	...	...	...
Fort William	922	9	3	5	6	13	18	16	45	27	9	9	13	173	...	...	...
Dum-Dum	636	9	4	3	4	12	11	9	20	16	18	15	6	127	...	1	...
Barrackpore	420	4	3	14	9	6	17	20	35	19	20	68	28	243	...	1	...
	1,978	22	10	22	19	31	46	45	100	62	47	92	47	543	274.5	2	1.01
Hazribagh	117	...	...	2	1	...	1	2	9	7	5	3	...	30	...	...	...
Dinapore	922	27	21	25	28	21	22	20	21	12	21	24	12	254	...	...	...
Benares	511	5	6	6	7	12	16	8	28	12	14	3	4	121	...	...	...
Chunar	68	...	1	1	1	...	2	1	1	...	8	5	3	23	...	...	...
Fyzabad	1,055	11	16	16	16	11	13	9	10	29	11	4	30	176	...	1	...
Lucknow	2,342	20	16	38	42	32	43	61	43	69	29	17	13	423	...	...	...
Sitapur	579	...	6	7	16	9	9	9	7	7	13	9	6	98	...	...	...
Fatehgarh	270	9	4	6	4	11	11	4	4	5	1	...	...	59	...	...	...
Cawnpore	877	10	8	14	12	10	21	30	21	27	19	6	8	186	...	...	...
Allahabad	1,949	41	28	26	19	18	23	22	32	34	52	44	29	370	...	1	...
	7,790	123	105	141	146	124	163	166	176	202	173	115	103	1,740	223.4	2	26
Shahjahanpur	536	1	4	8	4	6	4	1	4	3	3	2	6	46	...	1	...
Bareilly	803	3	1	6	13	14	18	28	8	9	9	12	6	127	...	1	...
Moradabad	202	2	1	2	6	4	5	1	3	7	4	1	1	37	...	...	...
Roorkee	463	6	4	2	17	7	13	3	3	4	3	2	3	62	...	...	...
Merrut	1,498	93	90	94	144	123	145	118	141	105	90	86	23	1,252	...	...	...
Delhi	482	10	16	46	41	31	61	41	44	53	29	20	7	389	...	...	...
Muttra	410	3	...	1	5	6	9	3	15	9	2	4	1	58	...	...	...
	4,305	118	116	159	225	191	255	195	218	190	140	127	47	1,981	450.7	2	46
Agra	1,119	18	22	32	24	26	70	39	43	16	28	31	19	368	...	2	...
Morar	1,173	18	23	16	26	22	36	17	32	34	61	48	25	358	...	...	...
Gwalior City &c.	346	...	2	1	5	12	14	9	19	26	30	14	19	151	...	1	...
Jhansi	378	25	16	10	21	19	41	39	48	62	58	39	17	396	...	...	...
Nowgong	317	18	4	3	4	14	39	24	18	49	20	30	11	275	...	...	...
Saugor	383	15	15	18	14	9	14	13	29	39	34	36	19	237	...	...	...
Jubbulpore	594	2	2	7	9	7	2	4	21	36	97	67	24	278	...	...	...
	4,310	96	84	87	101	109	207	145	211	253	328	256	134	2,013	467.0	3	70
Umballa	1,435	14	9	12	52	47	73	44	36	27	11	19	19	361	...	2	...
Jailundur	805	12	15	22	11	8	32	50	38	27	30	55	42	338	...	3	...
Ferozepore	1,068	16	11	10	28	21	24	23	16	18	34	29	12	242	...	1	...
Mooltan	837	7	11	26	29	43	110	90	75	109	140	138	68	861	...	...	...
Dera Ismail Khan	99	1	3	1	3	8	16	6	7	4	13	10	15	87	...	...	...
Sialkot	1,096	29	19	45	34	55	69	69	54	56	56	132	76	694	...	8	...
Amritsar and Govindgarh	306	21	9	7	26	31	28	21	57	46	97	36	39	421	...	1	...
Fort Lahore	128	...	...	...	5	1	4	8	3	26	22	30	29	119	...	...	...
Meerut Meer	1,650	25	21	68	69	50	79	49	66	113	205	434	381	1,560	...	7	...
Rawal Pindi	1,645	15	7	12	10	17	24	26	30	30	31	10	5	217	...	...	...
Campbellpore	151	1	2	1	3	9	5	2	4	6	3	3	3	43	...	...	...
Attock	172	15	5	9	17	19	21	16	15	15	15	25	17	189	...	...	...
Nowshera	447	21	47	27	26	32	34	29	19	17	10	25	17	304	...	1	...
Peshawar	1,591	187	71	64	343	291	175	191	191	437	888	846	490	4,154	...	1	...
Cherat (9 months)	885	...	...	...	2	24	82	81	94	35	23	77	25	445	...	2	...
Troops marching, Punjab	...	3	13	15	1	...	...	...	...	...	9	36	24	101	...	...	...
Recruits, Invalids, &c., Punjab	...	...	3	2	12	...	...	...	...	...	...	...	...	17	...	...	...
	11,888	367	246	321	671	656	776	711	705	904	1,575	1,908	1,262	10,162	851.8	27	2.27
Darjeeling (11 months)	82	...	...	1	...	...	...	...	...	...	...	1	...	2	...	...	...
Ranikhet (9 months)	1,285	2	2	4	41	42	47	19	24	13	6	11	1	212	...	2	...
Chakrata	852	5	10	9	23	5	14	15	2	6	4	6	5	104	...	...	...
Dagshai (9 months)	1,096	...	2	31	95	77	71	51	77	56	22	7	2	491	...	...	...
Solan (8 months)	278	...	...	...	6	8	5	7	6	2	1	...	...	35	...	...	...
Subathu (7 months)	707	...	...	3	24	26	18	9	7	10	1	...	...	98	...	...	...
Jutogh	88	...	...	2	1	1	1	1	1	1	...	...	...	7	...	...	...
Kangra	51	1	...	...	...	2	3	2	3	15	16	15	6	61	...	...	...
Dharmasala (7 months)	113	...	...	...	3	4	1	...	...	3	...	...	...	11	...	...	...
Dalhousie (8 months)	90	...	...	...	2	4	3	2	3	1	...	...	...	15	...	...	...
Murree (7 months)	1,170	...	...	1	4	14	18	9	22	6	3	1	...	78	...	...	...
	4,450	8	14	51	199	183	180	115	144	110	56	39	15	1,114	250.4	2	65
Darjeeling Depot (10 months)	191	...	...	5	3	4	3	6	7	2	5	4	...	39	...	1	...
Naini Tal (10 months)	305	4	...	1	7	9	8	9	6	7	3	3	3	61	...	...	...
Landour (7 months)	215	2	2	2	26	75	43	36	23	19	4	...	2	234	...	...	...
Kasauli (8 months)	475	3	...	2	16	14	28	16	11	7	9	3	...	109	...	1	...
Dalhousie (7 months)	370	1	2	5	16	21	38	16	9	8	3	6	3	118	...	2	...
Murree (8 months)	434	3	1	...	47	68	92	55	45	23	8	5	...	347	...	...	...
As for 12 months	1,328	13	5	15	115	191	203	138	101	66	32	21	8	908	594.2	4	2.62
BENGAL PRESIDENCY	97,184	777	606	812	1,489	1,485	1,870	1,515	1,655	1,847	2,351	2,583	1,641	18,582	899.8	44	1.15



STATIONS.	Average Strength for the period of occupation.	NUMBER OF ADMISSIONS INTO HOSPITAL IN EACH MONTH.												Total Admissions of the Year.	Admission-rate per 1,000 of Strength.	Number of Deaths.	Death-rate per 1,000 of Strength.
		Jan.	Feb.	Mar.	April.	May.	June.	July.	Aug.	Sept.	Oct.	Nov.	Dec.				
Troops marching, (Bombay Presidency)	...	10	...	...	...	...	...	...	...	...	2	8	5	25	...	1	...
Deolali Depôt, (Bombay Troops)	...	...	5	...	...	...	...	...	...	...	...	4	1	10	...	...	...
Khandala " ( " )	...	...	...	1	5	2	...	...	...	...	...	...	...	8	...	...	...
Colaba " ( " )	...	...	...	1	2	...	...	...	...	...	1	4	1	9	...	1	...
Troops marching, (Madras Presidency)	...	...	1	2	...	...	1	...	...	...	...	...	...	4	...	...	...
Poonamallee and Presidency Depôts	...	1	...	1	3	2	1	...	13	20	...	1	...	42	...	...	...
Deolali Depôt (Madras Troops)	...	...	...	...	...	...	...	...	...	...	...	...	...	...	...	...	...
Poonamallee and Bombay Depôts (Madras Troops)	...	...	...	...	...	...	...	...	...	...	...	2	...	2	...	...	...
Nasirabad	587	2	39	25	35	24	30	20	36	28	20	22	7	288	...	2	...
Normanch	434	6	5	6	13	11	32	10	51	110	71	62	31	408	...	1	...
Indore	93	1	1	5	4	2	1	3	7	18	12	9	4	67	...	...	...
Mhow	1,250	28	36	43	38	30	31	26	53	129	167	94	35	650	...	2	...
Deesa	754	3	7	12	9	18	20	27	19	5	7	7	5	189	...	...	...
Ahmedabad and Baroda	610	11	23	34	31	19	32	15	37	48	34	37	30	351	...	3	...
Kurrachee and Ghiznee	779	32	22	14	15	10	41	24	49	34	15	15	15	286	...	1	...
Hyderabad	373	65	10	15	4	21	24	25	22	8	7	18	13	232	...	1	...
Aden	707	4	3	21	13	27	21	36	13	10	50	28	11	237	...	...	...
	5,587	152	146	175	162	162	232	186	287	300	323	292	151	2,638	475.7	10	1.79
Bombay	517	17	25	13	19	18	29	16	41	91	144	158	56	617	...	...	...
Asseerghur	91	...	...	...	...	...	...	3	2	6	4	13	...	28	...	...	...
Ahmednagar	410	12	8	7	4	2	4	8	15	4	...	5	3	72	...	...	...
Poonamallee and Kirkee	1,850	26	18	29	61	55	145	186	271	194	155	211	169	1,463	...	1	...
Satara	160	2	1	4	4	6	4	2	5	1	4	5	4	42	...	...	...
Belgaum	994	10	2	16	17	25	28	27	22	8	13	39	15	222	...	...	...
Secunderabad	2,261	21	34	22	26	28	16	12	27	29	33	24	34	297	...	2	...
Kamptee	1,069	24	10	19	10	28	111	43	89	100	83	28	19	567	...	1	...
	7,362	112	98	110	141	165	340	207	472	424	436	483	240	3,318	451.3	4	54
Bellary	894	22	20	34	36	11	10	35	44	31	26	34	10	322	...	...	...
Bangalore	1,646	15	35	35	22	21	24	22	12	9	13	10	15	233	...	...	...
Cannanore	618	16	5	8	8	10	12	7	3	3	5	3	6	86	...	...	...
Mallapuram	96	...	...	...	...	...	...	1	...	...	...	3	...	4	...	...	...
Calicut	116	...	...	1	2	...	...	1	2	...	...	1	2	9	...	...	...
Trichinopoly	281	...	1	6	4	3	3	1	1	5	5	4	3	36	...	...	...
St. Thomas' Mount	372	6	2	2	3	1	2	4	6	9	6	8	...	48	...	...	...
Madras	562	4	5	6	6	15	29	32	13	5	8	17	5	145	...	...	...
	4,186	63	68	92	81	61	89	102	81	62	63	80	41	881	192.5	...	...
Rangoon	802	6	7	4	2	4	5	1	6	5	16	15	9	79	...	...	...
Tongoo	476	1	...	2	9	7	12	7	5	6	5	3	3	69	...	...	...
Thayetmyo	679	4	6	9	12	14	16	13	13	4	5	3	3	192	...	1	...
Port Blair	137	...	1	...	...	1	1	...	...	1	1	...	...	5	...	...	...
	2,695	11	14	15	23	26	34	21	23	16	27	21	15	295	117.4	1	48
Taraghar, Ajmere (7 months)	69	...	...	...	2	10	2	...	1	2	4	...	...	21	...	...	...
Mount Abu	106	1	2	1	5	2	11	5	4	...	3	2	7	43	...	...	...
Purandhar	76	...	...	5	12	9	5	1	3	2	4	5	2	48	...	...	...
Pachmahi, (Madras Troops)	116	1	...	1	1	1	4	6	2	7	8	5	1	37	...	...	...
Ramanadrog	44	...	...	1	1	5	4	4	...	...	...	...	...	15	...	...	...
Wellington	599	1	1	4	9	14	17	12	9	3	4	1	...	75	...	...	...
	891	3	3	12	30	41	43	28	19	14	23	13	10	239	268.3	...	...

ARMIES.	Average Strength.	NUMBER OF ADMISSIONS INTO HOSPITAL IN EACH MONTH.												Total Admissions of the Year.	Admission-rate per 1,000 of Strength.	Number of Deaths.	Death-rate per 1,000 of Strength.
		Jan.	Feb.	Mar.	April.	May.	June.	July.	Aug.	Sept.	Oct.	Nov.	Dec.				
ARMY OF BENGAL	37,184	777	606	812	1,489	1,485	1,830	1,515	1,635	1,847	2,351	2,583	1,641	18,582	499.8	44	1.18
ARMY OF MADRAS	11,941	122	128	157	154	165	280	209	244	228	218	162	110	2,163	186.4	4	.36
ARMY OF BOMBAY	10,184	230	207	252	293	294	460	434	651	698	657	740	354	5,276	518.0	13	1.28
ARMY OF INDIA	58,499	1,129	941	1,221	1,937	1,944	2,570	2,149	2,539	2,773	3,228	3,491	2,105	26,026	445.6	61	1.14



# EUROPEAN TROOPS, 1875.

## XXVI.

TABLE showing the PREVALENCE of APOPLEXY and SUNSTROKE in each MONTH, and the DISTRIBUTION of these DISEASES by STATIONS and PROVINCES.

STATIONS.	Average Strength for the period of occupation.	NUMBER OF ADMISSIONS INTO HOSPITAL IN EACH MONTH.												Total Admissions of the Year.	Admission-rate per 1,000 of Strength.	Number of Deaths.	Death-rate per 1,000 of Strength.
		Jan.	Feb.	Mar.	April.	May.	June.	July.	Aug.	Sept.	Oct.	Nov.	Dec.				
Deolali Depôt (Bengal Troops)	...	...	...	1	...	...	...	...	...	...	...	...	...	1	...	...	...
Poona and Bombay Depôts (Bengal Troops)	...	...	...	...	...	...	...	...	...	...	...	...	...	...	...	...	...
Troops marching, Bengal and N. W. P.	...	...	...	...	...	...	...	...	...	...	...	...	...	...	...	...	...
Recruits, Invalids, &c.	...	...	...	...	...	...	...	...	...	...	...	...	...	...	...	...	...
Fort William	922	...	...	1	...	1	...	...	...	...	...	...	...	2	...	...	...
Dum-Dum	636	...	...	...	...	...	...	...	...	...	...	...	...	...	...	...	...
Barrackpore	420	...	1	...	...	...	...	...	...	...	...	...	...	1	...	1	...
	1,978	...	1	1	...	1	...	...	...	...	...	...	...	3	15	1	31
Haziribagh	117	...	...	...	...	...	...	...	...	...	...	...	...	...	...	...	...
Benares	922	...	...	...	...	...	2	...	...	...	...	...	...	4	...	2	...
Chanar	511	...	...	...	1	...	2	1	...	...	...	...	...	4	...	3	...
Fyzabad	68	...	...	...	...	...	1	...	...	...	...	...	...	1	...	...	...
Lucknow	1,055	...	...	...	...	...	...	...	...	...	...	...	...	...	...	...	...
Sehapur	2,342	...	...	...	1	...	...	3	...	...	...	...	...	4	...	3	...
Fatehgarh	579	...	...	...	...	1	...	...	...	...	...	...	...	1	...	...	...
Cawnpore	270	...	...	...	...	...	...	...	...	...	...	...	...	...	...	...	...
Allahabad	877	...	...	...	...	...	2	...	1	...	...	...	...	3	...	2	...
	1,049	...	...	1	...	...	1	1	...	...	...	...	...	3	...	2	...
	7,790	...	...	1	2	1	8	7	1	...	...	...	...	20	26	12	154
Shahjahanpur	536	...	...	...	...	...	1	...	...	...	...	...	...	1	...	1	...
Bareilly	893	...	1	...	...	...	1	1	...	...	...	...	...	3	...	1	...
Moradabad	282	...	...	...	...	...	...	...	...	...	...	...	...	...	...	...	...
Roorkhee	465	...	...	1	...	...	2	...	...	1	...	...	...	...	...	3	...
Meerut	1,498	...	1	...	1	...	1	...	2	...	...	1	...	6	...	2	...
Delhi	482	...	...	...	...	...	...	...	...	1	...	...	...	1	...	1	...
Muttra	410	...	...	...	...	...	3	...	...	...	...	...	...	3	...	1	...
	4,393	2	...	1	1	...	8	1	2	2	...	1	...	18	41	9	206
Agra	1,119	...	...	...	...	...	3	1	...	...	...	...	...	4	...	2	...
Morar	1,173	...	...	...	...	...	5	...	1	...	...	...	...	6	...	3	...
Gwalior Citadel	346	...	...	...	1	...	2	...	...	...	...	...	...	3	...	...	...
Jhansi	378	...	...	...	...	...	...	...	...	...	...	...	...	...	...	...	...
Nowgong	317	...	...	...	...	...	1	...	...	...	...	...	...	1	...	1	...
Saugor	383	...	...	...	...	...	...	...	...	...	...	...	...	...	...	...	...
Jubbulpore	594	...	...	...	...	...	1	...	...	...	...	...	...	1	...	1	...
	4,310	...	...	...	1	...	12	1	1	...	...	...	...	15	35	8	186
Umballa	1,435	...	...	...	...	...	1	...	1	...	1	1	...	4	...	1	...
Jullundur	805	...	...	...	...	...	3	2	...	...	...	...	...	5	...	3	...
Ferozepore	1,068	...	...	...	...	...	3	1	...	1	...	...	...	5	...	5	...
Mooltan	837	...	...	...	...	...	4	1	3	...	...	...	...	8	...	3	...
Dera Ismail Khan	89	...	...	...	...	...	1	...	...	...	...	...	...	1	...	...	...
Sialkot	1,086	...	...	1	...	...	4	3	1	2	...	...	1	12	...	6	...
Amritsar and Govindgarh	306	1	...	...	...	...	...	2	...	...	...	...	...	3	...	2	...
Fort Lahore	128	...	...	...	...	...	1	1	...	...	...	...	...	2	...	1	...
Meeran Meer	1,650	...	...	...	1	...	5	10	1	...	1	...	...	18	...	10	...
Rawal Pindi	1,645	...	...	2	1	5	5	4	...	1	1	...	...	19	...	3	...
Campbellpore	151	...	1	...	...	...	...	...	...	...	...	...	...	1	...	1	...
Attock	172	...	...	...	...	...	...	...	...	...	...	...	...	...	...	...	...
Nowshera	447	...	...	...	...	...	1	3	2	...	...	...	...	6	...	1	...
Peshawar	1,591	...	...	...	...	...	...	9	1	2	...	...	...	12	...	5	...
Cherat (9 months)	585	...	...	...	...	...	...	...	...	...	...	...	...	...	...	...	...
Troops marching, Punjab	...	...	...	...	...	...	...	...	...	...	...	...	...	...	...	...	...
Recruits, Invalids, &c., Punjab	...	...	...	...	...	...	...	...	...	...	...	...	...	...	...	...	...
	11,888	1	1	3	2	5	28	36	9	6	3	1	1	90	81	41	345
Darjeeling (11 months)	82	...	...	...	...	...	...	...	...	...	...	...	...	...	...	...	...
Raichak (9 months)	1,285	...	...	...	...	...	...	...	...	...	...	...	...	...	...	...	...
Chakrata	852	...	...	...	...	...	...	...	...	...	...	...	...	...	...	...	...
Dagshai (9 months)	1,036	...	...	...	...	...	...	...	...	...	...	...	...	...	...	...	...
Solon (8 months)	278	...	...	...	...	...	...	...	...	...	...	...	...	...	...	...	...
Subathu (7 months)	707	...	...	...	...	...	...	...	...	...	...	...	...	...	...	...	...
Jutogh	88	...	...	...	...	...	...	...	...	...	...	...	...	...	...	...	...
Kangra	51	...	...	...	...	...	...	...	...	...	...	...	...	...	...	...	...
Dharmasala (7 months)	123	...	...	...	...	...	...	...	...	...	...	...	...	...	...	...	...
Dalhousie (8 months)	90	...	...	...	...	...	...	...	...	...	...	...	...	...	...	...	...
Murree (7 months)	1,170	...	...	...	...	...	...	...	...	...	...	...	...	...	...	...	...
	4,450	...	...	...	...	...	...	...	...	...	...	...	...	...	...	...	...
Darjeeling Depôt (10 months)	191	...	...	...	...	...	...	...	...	...	...	...	...	...	...	...	...
Naini Tal (10 months)	305	...	...	...	...	...	...	...	...	...	...	...	...	...	...	...	...
Landour (7 months)	215	...	...	...	...	...	...	...	...	...	...	...	...	...	...	...	...
Kasauli (8 months)	475	...	...	...	...	...	...	...	...	...	...	...	...	...	...	...	...
Dalhousie (7 months)	370	...	...	...	...	...	...	...	...	...	...	...	...	...	...	...	...
Murree (8 months)	434	...	...	...	...	...	...	...	...	...	...	...	...	...	...	...	...
FOR THE SEASON OF OCCUPATION	2,094	...	...	...	...	...	...	...	...	...	...	...	...	...	...	...	...
BENGAL PRESIDENCY	37,184	3	2	7	6	7	56	45	13	8	3	2	1	153	41	71	191



STATIONS.	Average Strength for the period of occupation.	NUMBER OF ADMISSIONS INTO HOSPITAL IN EACH MONTH.												Total Admissions of the Year.	Admission-rate per 1,000 of Strength.	Number of Deaths.	Death-rate per 1,000 of Strength.
		Jan.	Feb.	Mar.	Apr.	May.	June.	July.	Aug.	Sept.	Oct.	Nov.	Dec.				
Troops marching, Bombay Presidency	...	1	...	...	...	...	...	...	...	...	1	...	...	2	...	...	...
Doolah Depôt (Bombay Troops)	...	...	...	...	...	...	...	...	...	...	...	...	...	...	...	...	...
Khandala " ( " )	...	...	...	...	...	...	...	...	...	...	...	...	...	...	...	...	...
Colaba " ( " )	...	...	...	...	...	...	...	...	...	...	...	...	...	...	...	...	...
Troops marching, Madras Presidency	...	...	...	...	...	...	...	...	...	...	...	...	...	...	...	...	...
Poonamallee and Presidency Depôts	...	...	...	...	...	...	...	1	1	...	...	...	...	2	...	...	...
Doolah Depôt (Madras Troops)	...	...	1	...	...	...	...	...	...	...	...	...	...	1	...	...	...
Poona and Bombay Depôts (Madras Troops)	...	...	...	...	...	...	...	...	...	...	...	...	...	...	...	...	...
Nasirabad	587	...	...	1	2	5	4	...	3	1	1	...	...	17	...	2	...
Necmuh	434	...	...	...	1	...	...	...	...	...	...	...	...	2	...	...	...
Indore	93	...	...	...	...	...	...	...	...	...	...	...	...	...	...	...	...
Mhow	1,250	...	...	...	3	2	1	...	1	4	...	...	1	12	...	1	...
Dessa	754	...	...	...	...	...	6	...	...	...	...	...	...	7	...	3	...
Ahmedabad and Baroda	619	...	...	2	...	3	5	...	...	...	...	...	...	10	...	4	...
Kurrachee and Ghizree	779	...	...	...	...	1	2	...	...	...	...	...	...	3	...	2	...
Hyderabad	373	...	...	...	...	...	2	...	...	...	...	...	...	2	...	1	...
Adra	707	...	...	...	...	...	1	1	...	...	...	...	...	2	...	2	...
	5,587	...	...	3	6	12	22	1	4	5	1	...	1	55	0.8	17	3.04
Bombay	517	...	...	...	...	...	...	...	1	...	...	...	...	1	...	1	...
Asserghur	91	...	...	...	...	...	...	...	...	...	...	...	...	...	...	...	...
Ahmednagar	410	...	...	...	...	...	...	...	...	...	...	...	...	1	...	1	...
Poona and Kirkee	1,859	...	...	1	1	...	...	...	...	...	...	...	...	2	...	2	...
Satara	169	...	...	...	...	...	...	...	...	...	...	...	...	...	...	...	...
Belgaum	904	1	...	...	...	...	...	...	...	...	...	...	1	2	...	1	...
Secunderabad	2,201	...	...	...	...	...	...	...	3	...	1	...	...	4	...	1	...
Kamptee	1,009	...	...	...	...	2	1	...	...	...	...	...	...	3	...	...	...
	7,352	1	...	1	1	2	1	...	4	...	1	2	...	13	1.8	6	.82
Bellary	894	...	...	...	...	...	...	...	...	...	...	...	...	...	...	...	...
Bangalore	1,046	...	...	...	...	1	...	...	...	...	...	...	...	1	...	1	...
Cannanore	618	...	...	...	...	...	...	...	...	...	...	...	...	...	...	...	...
Mallapuram	96	...	...	...	...	...	...	...	...	...	...	...	...	...	...	...	...
Calicut	116	...	...	...	...	...	...	...	...	...	...	...	...	...	...	...	...
Trichinopoly	281	...	...	...	1	2	1	...	...	...	...	...	...	4	...	2	...
St. Thomas' Mount	372	...	...	...	...	...	...	1	...	...	...	...	...	1	...	1	...
Madras	562	...	...	...	...	...	...	1	...	...	...	...	...	1	...	1	...
	4,596	...	...	...	1	3	1	2	...	...	...	...	...	7	1.3	5	1.09
Rangoon	802	...	...	...	...	...	...	...	...	...	...	...	...	...	...	...	...
Tongroo	476	...	...	...	...	...	...	...	...	...	...	...	...	...	...	...	...
Thayethay	679	...	...	1	...	...	1	...	...	1	...	...	...	3	...	1	...
Port Blair	137	...	...	...	...	...	...	...	...	...	...	...	...	...	...	...	...
	2,065	...	...	1	...	...	1	...	...	1	...	...	...	3	1.4	1	.58
Taraghar, Ajmere (7 months)	69	...	...	...	...	...	...	...	...	...	1	...	...	1	...	...	...
Mount Abo	106	...	...	...	...	...	...	...	...	...	...	...	...	...	...	...	...
Purandhar	76	...	...	...	...	...	...	...	...	...	...	...	...	...	...	...	...
Pachmarhi (Madras Troops)	116	...	...	...	...	...	...	...	...	...	...	...	...	...	...	...	...
Ramandroog	44	...	...	...	...	...	...	...	...	...	...	...	...	...	...	1	...
Wellington	509	1	...	...	...	...	...	...	1	...	...	1	...	3	...	...	...
	801	1	...	...	...	...	...	...	1	...	1	1	...	4	4.5	1	1.12
ARMIES.	Average Strength.	NUMBER OF ADMISSIONS INTO HOSPITAL IN EACH MONTH.												Total Admissions of the Year.	Admission-rate per 1,000 of Strength.	Number of Deaths.	Death-rate per 1,000 of Strength.
		Jan.	Feb.	Mar.	April.	May.	June.	July.	Aug.	Sept.	Oct.	Nov.	Dec.				
ARMY OF BENGAL	37,184	3	2	7	6	7	56	45	13	8	3	2	1	153	4.1	71	1.91
ARMY OF MADRAS	11,041	1	1	1	1	5	3	3	5	1	1	1	...	23	2.1	8	.72
ARMY OF BOMBAY	10,184	2	...	4	7	12	22	1	5	5	3	2	1	64	6.3	22	2.16
ARMY OF INDIA	58,409	6	3	12	14	24	81	49	23	14	7	5	2	240	4.1	101	1.73



# EUROPEAN TROOPS, 1875.

## XXVII.

TABLE showing in DETAIL the CAUSES of DEATHS in the ARMIES of the THREE PRESIDENCIES.

TOTAL LOSS OF THE ARMY OF INDIA BY DEATH 1,021. PER 1,000 OF AVERAGE STRENGTH 17.48.									
CAUSES OF DEATHS.	BENGAL.		MADRAS.		BOMBAY.		ARMY OF INDIA.		
	Deaths in Hospital.	Deaths out of Hospital.	Deaths in Hospital.	Deaths out of Hospital.	Deaths in Hospital.	Deaths out of Hospital.	Deaths in Hospital.	Deaths out of Hospital.	Died per 1,000 of Average Strength.
Smallpox	1				1		2		03
Enteric Fever	50		7		18		84		1.44
Intermittent Fever					1		1		
Remittent and Continued Fevers	44		4		12		60		1.04
Cholera	136		4		54		194		3.32
Erysipelas	3				4		7		
Pyæmia	1		1		1		3		
Secondary Syphilis	2				1		8		
Cancer of Stomach			5				2		
Pancreas	1				2		1		
Kidneys	1						1		
Scrofula	5						5		
Phthisis Pulmonalis	45		13		13		71		1.25
Hæmoptysis (tubercular)	1		1				2		
Tubercles Mesenterica	1						1		
Hip-joint disease	1						1		
Diabetes	1						1		
Purpura hæmorrhagica	3				1		4		
Scurvy	1						1		02
Encephalitis	1		1		1		3		
Meningitis	7		1		2		10		
Inflammation of Brain	1		1				2		
Abscess of Brain	2				4		6		
Apoplexy, Sanguineous	9		1		2		12		
Congestive	4		3		4		11		1.73
Heat or Sunstroke	58		4		16		78		
Atrophy of Brain	1						1		
Tumour of Brain					1		1		
Tetanus	3		1				4		
Hydrophobia	1		1				2		
Epilepsy	1		1		1		3		
Pericarditis	1						1		
Valve Disease of Heart	6		4		4		14		
Hypertrophy	1						2		
Fatty degeneration of Heart	3		3		1		7		1.08
Rupture of Heart	2		1		1		3		
Calcareous degeneration of Aorta							1		
Aortic Aneurism, thoracic	15		12		3		30		
Abdominal aneurism, aortic	1		1				2		
Aneurism of Pulmonary Artery	1						1		
Rupture of Artery	1						1		
Fibrous concretions in the veins	1						1		
Addison's disease	1						1		
Laryngitis					1		1		
Bronchitis	2		1		2		5		
Asthma	1						1		
Pneumonia	26				5		31		7.7
Gangrene of Lung	1						1		
Pleurisy	3						3		
Hydrothorax			1				1		
Quinsy	1						1		
Tonsillitis	1						1		
Pulmonary extravasation	1				1		2		
Empyema	1						1		
Abscess of Tongue			1		1		2		
Sloughing sore-throat	1						1		
Enteritis	2				1		3		
Typhlitis	1						1		
Dysentery	24		16		9		49		8.4
Perforation of Intestines			1				1		
Obstruction of Intestines	1						1		
Internal Strangulation	2						2		
Diarrhoea	3		1		4		8		1.4
Gangrene of Rectum	1						1		
Hepatitis and abscess of Liver	55		35		19		109		1.85
Cirrhosis of Liver	7		2		1		10		
Fatty Liver	2						2		
Lardaceous Liver			1				1		
Jaundice			1				1		1.0
Splenitis	6						6		
Peritonitis	2				1		3		
Bright's Disease	7		1		1		9		
Nephritis	3						2		
Stricture of Urethra	1						1		
Caries of Lumbar Vertebrae	1						1		
Lumbar Abscess	1				1		2		
Psoas Abscess	2						2		
General Debility	1						1		02
Delirium Tremens	1						1		1.4
Wounds and Accidents (Deaths in Hospital)	9		2		5		13		2.2
Snake-bite					2				
Shot by Accident		1		1				1	
Accidental fall from a height		1				2		2	
Homicidal wounds		1				1		2	
Murder		1		1				1	1.03
Execution		1						1	
Drowning		18		12		5		35	
Poisoning by Alcohol		9		4		1		14	
Suicide by Gunshot		14		2		3		19	
Drowning		1		3				4	
Cut Throat	1			1			1	1	4.8
fall from a height		1		2				3	
Ratio per 1,000 for all causes not specially calculated									2.04
TOTAL	597	47	136	28	201	12	934	87	17.48

Note.—Deaths out of Hospital from DISEASE are included in the column headed "Deaths in Hospital."



# EUROPEAN TROOPS, 1875.

## XXVIII.

TABLE showing in DETAIL the CAUSES of INVALIDING during 1875.

CAUSES OF INVALIDING.	BENGAL.			MADRAS.			BOMBAY.			INDIA.		
	For change.	For discharge.	Per 1,000 of Strength.	For change.	For discharge.	Per 1,000 of Strength.	For change.	For discharge.	Per 1,000 of Strength.	For change.	For discharge.	Per 1,000 of Strength.
Intermittent and Remittent Fevers	66	4	1.87	10	1	.99	45	2	4.58	121	7	2.17
Rheumatism	64	18	2.19	18	6	2.15	29	...	1.95	102	24	2.14
Syphilis, Primary	...	...	...	3	...	...	...	...	...	3	...	...
Secondary	29	6	.93	34	4	.967	16	3	1.85	79	13	1.61
Scrofula	...	...	...	2	...	...	1	...	...	2	...	...
Phthisis Pulmonalis	52	59	2.96	17	17	3.04	12	6	1.75	81	82	2.77
Hæmoptysis	1	...	...	...	...	...	1	...	...	2	...	...
Diabetes	...	...	...	1	...	...	...	...	...	1	...	...
Purpura	...	...	...	1	...	...	...	...	...	1	...	...
Anæmia	36	1	.99	7	1	.71	8	...	.78	51	2	.90
Encephalitis	...	...	...	...	...	...	1	...	...	1	...	...
Meningitis	3	...	...	1	...	...	...	...	...	4	...	...
Sunstroke	5	...	.13	...	...	...	6	...	.59	11	...	.19
Myelitis	...	...	...	...	...	...	...	...	...	...	...	...
Paralysis	4	3	...	...	1	...	...	1	...	4	...	...
Hemiplegia	1	2	...	1	1	...	1	...	...	3	...	...
Paraplegia	2	...	...	...	...	...	...	...	...	2	...	...
Locomotor ataxy	...	1	...	1	...	...	1	...	...	2	...	...
Epilepsy	13	12	.67	2	3	.45	2	6	.78	17	21	.65
Shaking Palsy	...	4	...	...	...	...	...	...	...	...	...	...
Neuralgia	8	1	...	8	...	...	...	...	...	16	1	...
Hypochondriasis	...	...	...	1	...	...	...	...	...	1	...	...
Mania	2	11	...	...	1	...	...	2	...	2	14	...
Melancholia	3	7	.99	...	...	.36	...	...	.49	4	...	.78
Dementia	3	11	...	1	1	...	1	1	...	4	13	...
Paralysis of the insane	1	1	...	...	...	...	...	...	...	1	2	...
Conjunctivitis	4	2	...	1	4	.45	4	4	.98	9	10	...
Defective Vision	9	5	.53	...	...	...	1	1	...	10	6	.59
Organic disease of internal ear	1	1	...	...	...	...	...	...	...	1	1	...
Deafness	4	8	...	...	1	...	1	...	...	5	9	...
Endocarditis	...	...	...	1	1	...	...	...	...	1	1	...
Valve disease of the Heart	26	37	...	4	11	...	1	5	...	31	53	...
Hypertrophy of Heart	35	1	...	1	1	...	4	...	...	40	2	...
Angina pectoris	2	1	...	...	...	.421	...	...	.302	2	1	.480
Palpitation	81	13	.547	19	2	...	21	...	...	121	15	...
Aneurism of the thoracic aorta	3	4	...	1	2	...	...	...	...	4	6	...
abdominal aorta	...	2	...	1	3	...	...	...	...	1	5	...
Varicose Veins	5	13	.48	1	1	.18	5	4	.88	11	18	.49
Inflammation of Glands	1	...	...	2	2	...	3	...	...	6	1	...
Laryngitis	1	1	...	...	...	...	...	...	...	1	1	...
Aphonia	1	...	...	...	...	...	...	...	...	...	...	...
Bronchitis	28	8	...	14	2	...	5	...	...	47	10	...
Asthma	2	1	...	1	...	1.61	7	1	1.46	10	1	1.41
Pneumonia	2	1	1.33	...	...	...	...	...	...	3	2	...
Pulmonary extravasation	...	1	...	...	...	...	...	...	...	...	...	...
Emphysema	...	1	...	...	1	...	...	...	...	...	...	...
Pleurisy	1	2	...	...	...	...	1	...	...	2	2	...
Dyspepsia	8	...	...	2	1	...	3	...	...	13	1	...
Typhilitis	1	...	...	...	...	...	...	...	...	1	...	...
Dysentery	45	1	1.23	69	5	6.63	11	...	1.07	125	6	2.22
Hæmorrhoids	1	4	...	...	...	...	2	1	...	3	6	...
Diarrhoea	7	1	.21	3	...	.27	4	1	.49	14	2	.27
Fistula in ano	...	...	...	...	1	...	1	...	...	1	1	...
Ulceration of the rectum	1	...	...	...	...	...	...	...	...	2	...	...
Hæmorrhoids	4	...	...	2	...	...	1	...	...	7	...	...
Prolapsus ani	1	...	...	...	...	...	...	...	...	1	...	...
Hepatitis	201	15	6.76	88	2	8.08	46	...	4.49	335	17	5.98
Cirrhosis of liver	1	...	...	...	...	...	...	...	...	1	...	...
Jaundice	2	...	...	...	...	...	...	...	...	2	...	...
Spleen	10	2	.33	1	...	.09	6	...	.59	17	2	.32
Ascites	...	...	...	...	...	...	1	...	...	1	...	...
Bright's disease	4	...	...	1	1	...	2	2	...	1	3	...
Nephritis	2	...	...	...	...	...	...	...	...	2	...	...
Cystitis	2	...	...	...	...	...	2	...	...	4	...	...
Urinary abscess	1	...	...	...	...	...	1	...	...	2	...	...
Incontinence of urine	1	1	...	1	...	...	...	...	...	2	1	...
Stricture of urethra	6	4	...	2	...	...	4	1	...	12	5	...
Varicocele	...	1	...	...	...	...	1	...	...	1	1	...
Orchitis	1	...	...	...	...	...	...	...	...	1	...	...
Spermatorrhoea	...	...	...	...	...	...	1	...	...	1	...	...
Periostitis	4	2	...	...	...	...	1	...	...	5	2	...
Caries	...	...	...	...	...	...	...	...	...	...	...	...
Necrosis	...	...	...	...	...	...	1	...	...	1	...	...
Synovitis	3	6	...	1	...	...	1	...	...	5	6	...
Spinal Deformity	1	1	.89	1	...	...	...	...	.39	2	1	.93
Ankylosis	2	1	...	...	...	.27	...	...	...	2	1	...
Relaxation of ligaments	...	...	...	...	...	...	1	...	...	1	...	...
Lumbar abscess	...	2	...	...	...	...	...	...	...	...	2	...
Adhesion of tendons	1	...	...	...	...	...	...	...	...	1	...	...
Contraction of tendons, &c.	...	5	...	...	1	...	...	...	...	...	6	...
Club foot	...	2	...	...	...	...	...	1	...	...	3	...
Tumour	1	1	...	1	...	...	1	...	...	3	1	...
Abscess	2	...	...	...	1	...	1	...	...	3	1	...
Skin diseases	...	1	...	...	...	...	...	...	...	...	...	...
Ulcer	4	...	...	2	2	...	7	1	...	13	4	...
General Debility	250	60	8.24	79	14	7.52	61	4	9.26	411	77	8.28
Concussion of brain	...	...	...	1	...	...	...	...	...	1	...	...
Wounds and accidents	...	6	...	1	1	...	...	2	...	6	9	...
Injuries, fracture	4	...	...	...	3	.72	2	1	.59	13	1	.79
strain	...	2	...	...	...	...	1	...	...	1	2	...
dislocation	1	3	...	...	1	...	...	...	...	1	4	...
amputation	3	2	...	...	1	...	1	...	...	4	3	...
Causes not ascertained	...	...	...	...	...	...	...	...	...	...	1	...
Ratio per 1,000 for all causes not specially calculated	...	...	2.88	...	...	3.76	...	...	4.58	...	...	3.34
TOTAL	1,974	377	38.71	401	103	45.14	362	54	49.57	1,837	634	49.25

The ratios in this table are calculated from the Strength given in Tables XXX-XXXI.



# EUROPEAN TROOPS, 1875.

## XXIX.

STATEMENT showing the GAIN and LOSS in STRENGTH of the REGIMENTS composing the ARMY of INDIA during 1875.

A.—GAIN AND LOSS OF THE DIFFERENT ARMS.

	Artillery.	Cavalry.	Infantry.	Army of India.
<i>Strength on 1st January 1875.</i>				
At Head-Quarters and on Detachment, exclusive of Invalids of previous year ...	11,227	3,884	41,331	56,442
Recruits and other Soldiers landed before 1st January and on the march to join ...	30	...	272	302
On Staff employment ...	12	15	57	84
In Military and other Prisons ...	64	20	277	361
Elsewhere, including Men at Convalescent Depôts ...	219	170	1,969	2,358
<b>Total Strength in India on 1st January 1875 ...</b>	<b>11,552</b>	<b>4,089</b>	<b>43,906</b>	<b>59,547</b>
<i>Increase during the Year.</i>				
Recruits and other Soldiers landed in India since 1st January 1875 ...	554	114	1,789	2,457
Men enlisted in India during the year ...	44	10	101	155
Men re-engaged after limited service ...	48	...	17	65
Transfers received ...	1,059	123	890	2,077
Deserters rejoined ...	7	1	14	22
<b>Total Increase ...</b>	<b>1,712</b>	<b>253</b>	<b>2,811</b>	<b>4,776</b>
<b>Total Strength ...</b>	<b>13,264</b>	<b>4,342</b>	<b>46,717</b>	<b>64,323</b>
<i>Decrease during the Year.</i>				
Deaths (including all in India, whether present with, or absent from, their Corps) ...	273	63	679	1,015
Inefficient (Passed Invaliding Committees between 1st January and 31st December)—				
(a) For discharge ...	102	57	375	534
(b) For change of climate ...	391	126	1,320	1,837
Discharged by purchase ...	11	20	86	117
" by sentence of Courts Martial ...	29	5	50	84
" limited service expired ...	196	64	1,016	1,276
" to Army Reserve ...	...	1	36	37
" transfers, &c. ...	1,032	35	1,122	2,189
Desertions ...	20	5	137	162
<b>Total Decrease ...</b>	<b>2,054</b>	<b>376</b>	<b>4,821</b>	<b>7,251</b>
<b>Strength on 31st December 1875, including all men borne on the Rolls and present in India, with the exception of the men who have passed Invaliding Committees in the course of the year ...</b>	<b>11,210</b>	<b>3,966</b>	<b>41,896</b>	<b>57,072</b>
<b>ABSTRACT.</b>				
	Artillery.	Cavalry.	Infantry.	Army of India.
Remained at the beginning of 1875 ...	11,552	4,089	43,906	59,547
Added during 1875 ...	1,712	253	2,811	4,776
<b>Total ...</b>	<b>13,264</b>	<b>4,342</b>	<b>46,717</b>	<b>64,323</b>
Deduct Loss during 1875 ...	2,054	376	4,821	7,251
<b>Remain towards the close of 1875 ...</b>	<b>11,210</b>	<b>3,966</b>	<b>41,896</b>	<b>57,072</b>



**B.—GAIN AND LOSS OF THE ARMY OF EACH PRESIDENCY.**

	Army of Bengal.	Army of Madras.	Army of Bombay.	Army of India.
<i>Strength on 1st January 1875.</i>				
At Head-Quarters and on Detachment, exclusive of Invalids of previous year	35,658	10,372	10,412	56,442
Recruits and other Soldiers landed before 1st January and on the march to join	262	...	40	302
On Staff employment	61	14	9	84
In Military and other Prisons	197	93	71	361
Elsewhere, including Men at Convalescent Depôts	1,299	785	274	2,358
<b>Total Strength in India on 1st January 1875</b>	<b>37,477</b>	<b>11,264</b>	<b>10,806</b>	<b>59,547</b>
<i>Increase during the Year.</i>				
Recruits and other Soldiers landed in India since 1st January 1875	1,778	229	450	2,457
Men enlisted in India during the year	82	55	18	155
Men re-engaged after limited service	41	24	...	65
Transfers received	1,198	418	461	2,077
Deserters rejoined	10	10	2	22
<b>Total Increase</b>	<b>3,109</b>	<b>736</b>	<b>931</b>	<b>4,776</b>
<b>Total Strength</b>	<b>40,586</b>	<b>12,000</b>	<b>11,737</b>	<b>64,323</b>
<i>Decrease during the Year.</i>				
Deaths (including all in India, whether present with, or absent from, their Corps)	638	164	213	1,015
Inefficient (Passed Invaliding Committees between 1st January and 31st December)—				
(a) For discharge	377	103	54	534
(b) For change of climate	1,074	401	362	1,837
Discharged by purchase	86	20	11	117
" by sentence of Courts Martial	47	23	14	84
" limited service expired	759	278	239	1,276
" to Army Reserve	35	...	2	37
" transfers, &c.	1,195	604	390	2,189
Desertions	144	18	...	162
<b>Total Decrease</b>	<b>4,355</b>	<b>1,611</b>	<b>1,285</b>	<b>7,251</b>
<b>Strength on 31st December 1875, including all men borne on the Rolls and present in India, with the exception of the men who have passed Invaliding Committees in the course of the year</b>	<b>36,231</b>	<b>10,389</b>	<b>10,452</b>	<b>57,072</b>
<b>ABSTRACT.</b>				
	Bengal.	Madras.	Bombay.	Army of India.
Remained at the beginning of 1875	37,477	11,264	10,806	59,547
Added during 1875	3,109	736	931	4,776
<b>Total</b>	<b>40,586</b>	<b>12,000</b>	<b>11,737</b>	<b>64,323</b>
Deduct Loss during 1875	4,355	1,611	1,285	7,251
<b>Remained towards the close of 1875</b>	<b>36,231</b>	<b>10,389</b>	<b>10,452</b>	<b>57,072</b>

This Statement has reference only to those Regiments and Batteries which have spent the year 1875 in India, or the greater part of it, and are detailed in Tables XXX and XXXI. It does not include the Invalid Garrison of Chunar, where one death occurred.

## ABSTRACT of the RETURNS showing the ADMISSIONS, DEATHS, and

The totals of Tables XXX and XXXI do not agree with those of Table I. The former Tables do not include Regiments present for short periods of the year, and they with those of the Annual Returns. The difference of 5 in the total number of deaths is due to

1.—REGIMENTS of								
REGIMENTS & BATTERIES & STATIONS of 1875.	YEAR OF ARRIVAL		Date of Arrival from Station previously occupied.	Average Strength during 1875.	Admission-rate of 1875 per 1,000 of Average Strength.	Loss per 1,000		
	In India.	In the Bengal Presidency.				By Deaths.	By Invaliding.	
1 V Brig., No. 3 Battery, R. Art., Fort William ...	1867	1871	January 1874, from Darjeeling ...	74	1667.5	27.03	27.03	
2 1-3rd Regiment (104 months), Fort William ...	1867	1867	January 1874, from Sitapur and Benares...	788	849.0	10.15	7.61	
3 { 62nd Regiment Dum-Dum, with Detachment of 142 men at Barrackpore and 169 men at Hazari- bagh ... } ...	1869	1869	November 1872, from Lucknow ...	876	795.7	13.70	11.42	
4 XI Brig., A Battery, R. Art., Barrackpore ...	1874	1874	March 1874, from England ...	158	2126.6	31.65	44.30	
5 XI Brig., B Battery, R. Art., Barrackpore...	1874	1874	March 1874, from England ...	160	1993.7	25.00	68.75	
REGIMENTS OF BENGAL PROPER ...				2,036	1021.4	15.08	17.61	
2.—REGIMENTS of BEHAR,								
1 XI Brig., C. Battery, R. Art., Dinapore ...	1874	1874	March 1874, from England ...	162	1493.8	19.52	39.86	
2 { 109th Regiment, Dinapore, with Detachment of 67 men at Chunar ... } ...	...	...	February 1874, from Roorkee and Delhi...	929	1296.0	11.84	33.37	
3 XI Brig., D Battery, R. Art., Benares ...	1874	1874	March 1874, from England ...	167	1491.0	35.93	23.95	
4 1-14th Regiment, Wing, Benares ...	1868	1868	January 1874, from Fort William ...	375	1339.7	19.67	45.33	
5 XIX Brig., D Battery, R. Art., Fyzabad ...	...	...	December 1873, from Dinapore ...	151	1178.8	19.37	...	
6 51st Regiment, Fyzabad ...	1872	1872	November 1872, from England ...	896	1311.4	20.09	58.04	
7 A Brig., B Battery, R. H. Art., Lucknow ...	1866	1866	February 1874, from Rawalpindi ...	142	1584.5	70.42	21.13	
8 XIX Brig., G Battery, R. Art., Lucknow ...	...	...	December 1873, from Nowgong ...	166	1277.1	42.17	6.02	
9 XXIII Brig., 7th Battery, R. Art., Lucknow ...	...	...	February 1874, from Allahabad ...	89	1292.1	44.94	11.24	
10 13th Hussars, Lucknow ...	1874	1874	February 1874, from England ...	454	1371.8	22.03	63.88	
11 49th Regiment, Lucknow ...	1872	1872	November 1872, from England ...	860	1264.8	10.01	47.83	
12 65th Regiment, Lucknow ...	1871	1871	February 1874, from Agra ...	906	824.5	16.56	27.09	
13 XIX Brig., E. Battery, R. Art., Sitapur ...	...	...	January 1874, from Allahabad ...	145	1027.6	20.09	13.79	
14 1-14th Regiment, Wing, Sitapur...	1868	1868	January 1874, from Fort William ...	471	1172.0	12.74	48.85	



## TROOPS, 1875.

XX.

## INVALIDING of each REGIMENT of the ARMY of BENGAL for the YEAR.

are compiled from the Annual Returns. Table I includes the entire strength of the Army, and is compiled from the Weekly Returns, the totals of which do not agree with the totals of the Annual Returns, or were present for periods of the year short of three months.

## BENGAL PROPER.

		CAUSES OF ADMISSIONS INTO HOSPITAL, OF DEATHS IN AND OUT OF HOSPITAL, AND OF THE INVALIDING OF 1875.																															
Total Admissions and Loss of the Year by Deaths and Invaliding.		Cholera.	Smallpox.	Dengue.	Enteric Fever.	Intermittent Fever.	Remittent and Continued Fevers.	Rheumatic and Rheumatic Affections.	Primary Venereal Affections.	Secondary Venereal Affections.	Erysipelas.	Scoury.	Anæmia and Debility.	Phthisis Pulmonalis.	Apoplexy and Sunstroke.	Epilepsy and other Brain Affections.	Neuralgic Affections.	Delirium Tremens.	Ophthalmia.	Heart Disease and Aneurism.	Tonsillitis, Hoarseness, and Asthma.	Pleurisy and Pneumonia.	Dysentery.	Diarrhoea.	Hepatitis.	Splen Disease.	Functional derangements of the Digestive System.	Diseases of the Urinary System.	Diseases of the Genitive System.	Abscess and Ulcer.	Injuries and Accidents.	All other Causes.	
1	{ Admissions 79 Deaths ... 2 Invaliding... 2	...	...	...	...	2	11	...	...	10	4	...	...	...	...	5	...	...	...	...	7	...	2	4	1	...	14	...	2	7	5	5	
2	{ Admissions 669 Deaths ... 8 Invaliding... 6	...	...	...	...	13	137	429	91	17	...	...	30	10	...	5	...	6	13	23	24	3	15	9	23	...	34	...	...	87	57	35	
3	{ Admissions 697 Deaths ... 12 Invaliding... 10	...	...	...	...	3	80	125	19	100	31	1	...	8	...	4	...	1	9	8	22	5	28	32	15	4	31	5	3	63	53	35	
4	{ Admissions 336 Deaths ... 5 Invaliding... 7	...	...	...	...	3	16	102	9	48	12	...	9	...	...	1	...	7	...	2	...	5	...	18	19	14	...	16	...	26	16	13	
5	{ Admissions 319 Deaths ... 4 Invaliding... 11	...	...	...	...	1	28	62	3	32	12	...	9	...	...	1	...	3	...	4	...	16	1	12	17	23	1	...	1	...	40	38	11
6	{ Admissions 2,100 Deaths ... 31 Invaliding... 36	1	...	...	7	139	437	69	231	70	1	...	50	19	3	18	11	7	28	36	74	9	75	81	76	5	98	6	5	223	169	99	

## BENARES, OUDH and CAWNPORE.

1	{ Admissions 242 Deaths 3 Invaliding... 5	...	...	...	5	41	1	13	44	6	...	8	2	1	...	2	...	1	4	8	...	13	25	17	...	16	...	...	15	12	8		
2	{ Admissions 1,294 Deaths 11 Invaliding... 31	1	...	...	...	248	4	39	194	69	...	1	2	9	5	7	6	1	37	24	86	3	79	96	52	6	41	6	1	94	71	49	
3	{ Admissions 249 Deaths 6 Invaliding... 4	...	...	...	...	12	52	3	59	7	...	3	1	1	...	...	...	2	1	4	...	3	24	14	...	17	...	...	25	19	3		
4	{ Admissions 499 Deaths 7 Invaliding... 17	...	...	...	...	28	35	32	123	40	...	1	8	1	13	2	1	8	11	25	1	21	4	28	...	21	3	...	89	26	18		
5	{ Admissions 178 Deaths 3 Invaliding... 3	...	...	...	...	3	5	7	66	20	...	2	1	...	5	...	1	1	2	5	1	3	2	7	...	15	1	...	14	12	5		
6	{ Admissions 1,175 Deaths 18 Invaliding... 52	14	7	...	...	6	43	165	63	333	95	2	37	14	...	3	1	1	11	46	59	3	27	58	36	1	46	1	2	56	42	70	
7	{ Admissions 225 Deaths 10 Invaliding... 3	9	...	...	...	2	28	17	12	42	10	...	1	...	1	...	...	...	4	...	9	...	4	15	6	...	9	...	...	12	32	12	
8	{ Admissions 212 Deaths 7 Invaliding... 1	9	...	...	...	3	11	12	8	51	6	...	...	...	1	2	...	...	...	1	9	...	8	16	3	2	11	...	...	18	24	17	
9	{ Admissions 115 Deaths 4 Invaliding... 1	1	...	...	...	1	26	2	4	10	3	...	1	...	...	...	...	2	1	8	1	2	10	7	...	14	...	...	11	9	2		
10	{ Admissions 532 Deaths 10 Invaliding... 29	7	...	...	...	4	72	23	19	63	28	...	10	3	2	6	6	1	4	4	22	4	23	30	39	1	39	1	...	62	58	19	
11	{ Admissions 1,155 Deaths 9 Invaliding... 43	3	...	...	...	2	29	102	21	433	54	...	32	24	...	...	...	3	...	19	44	69	7	22	63	29	...	34	9	8	71	50	27
12	{ Admissions 747 Deaths 15 Invaliding... 25	10	1	...	...	2	88	59	27	244	33	1	18	2	...	1	1	1	18	37	15	...	15	35	18	2	15	...	...	40	33	31	
13	{ Admissions 149 Deaths 3 Invaliding... 2	...	...	...	...	29	2	7	36	9	...	1	4	...	1	2	1	3	1	2	2	4	3	10	...	6	...	...	4	22	9		
14	{ Admissions 552 Deaths 6 Invaliding... 23	1	...	...	...	51	31	29	130	61	1	...	12	5	1	4	10	2	23	5	15	1	16	4	34	5	32	...	39	38	29		



TABLE

REGIMENTS of BEHAR.									
REGIMENTS & BATTERIES & STATIONS or 1875.			YEAR OF ARRIVAL		Date of Arrival from Station previously occupied.	Average Strength during 1875.	Admission-rate of 1875 per 1,000 of Average Strength.	LOSS PER 1,000	
			In India.	In the Bengal Presidency.				By Deaths.	By Invaliding.
15	XIX Brig., F Battery, R. Art., Cawnpore	...	...	...	January 1874, from Agra	155	1516.1	19.35	19.35
16	73rd Regiment, Cawnpore	...	1874	1874	February 1874, from Ceylon	892	1214.1	23.54	30.27
17	XI Brig., E Battery, R. Art., Allahabad	...	1874	1874	March 1874, from England	166	1867.5	6.02	18.07
18	XXIII Brig., No. 6 Battery, R. Art., Allahabad	...	...	...	January 1874, from Lucknow	94	1148.9	...	...
19	1-5th Regiment, Allahabad	...	1867	1867	November 1874, from Bareilly	889	1065.2	21.37	49.49
REGIMENTS OF BEHAR, BENARES, OUDH, AND CAWNPORE						8,148	1217.1	19.15	38.41
3.—REGIMENTS of									
1	2-22nd Regiment, Wing, Shahjahanpur	...	1873	1873	December 1874, from Hazaribagh	373	857.9	29.49	37.53
2	XIX Brig., C Battery, R. Art., Bareilly	...	...	...	January 1874, from Moodian	148	1236.5	6.76	27.03
3	1-18th Regiment, Bareilly and Moradabad	...	1874	1874	November 1874, from England	908	932.8	12.11	30.84
4	55th Regiment, Wing, Roorkee	...	1864	1864	February 1874, from Peshiwar	405	1135.8	29.63	66.99
5	41st Company Royal Engineers, Roorkee	...	...	...	...	58	551.7	51.72	17.24
6	C Brig., A Battery, R. H. Art., Meerut	...	1873	1873	March 1873, from England	168	2065.5	5.95	41.67
7	F Brig., E Battery, R. H. Art., Meerut	...	...	...	February 1872, from Umballa	148	1743.2	27.03	60.81
8	VIII Brig., B Battery, R. Art., Meerut	...	1866	1866	March 1873, from Dinapore	142	1457.7	21.13	35.21
9	VIII Brig., F Battery, R. Art., Meerut	...	1868	1868	February 1874, from Barrackpore	153	1477.1	45.75	26.14
10	15th Hussars, Meerut	...	1869	1873	January 1873, from Mhow	472	2277.5	12.71	38.14
11	{ 85th Regiment, Meerut, with Detachment of 270 men } { at Faizgarh }	...	1868	1868	November 1872, from Dagshai	859	1462.2	13.97	40.75
12	XXIII Brig., No. 2 Battery, R. Art., Delhi	...	...	...	February 1872, from Morar	91	1659.3	65.93	10.99
13	55th Regiment, Wing, Delhi	...	1864	1864	February 1874, from Peshiwar	431	1735.5	18.56	...
14	16th Hussars, Muttra	...	1873	1873	March 1873, from England	462	820.3	25.97	34.63
REGIMENTS OF ROHILCUND AND MEERUT						4,818	1346.8	20.13	41.10



## BENARES, OUDH and CAWNPORE—(continued).

			CAUSES OF ADMISSIONS INTO HOSPITAL, OF DEATHS IN AND OUT OF HOSPITAL, AND OF THE INVALIDING OF 1875.																														
Total Admissions and Loss of the Year by Deaths and Invaliding.			Cholera.	Smallpox.	Dysent.	Enteric Fever.	Intermittent Fever.	Remittent and Continued Fevers.	Rheumatism and Rheumatic Affections.	Primary Venereal Affections.	Secondary Venereal Affections.	Erysipelas.	Scurvy.	Anæmia and Debility.	Phthisis Pulmonalis.	Apoplexy and Stroke.	Epilepsy and other Brain Affections.	Neuralgic Affections.	Delirium Tremens.	Ophthalmia.	Heart Disease and Anæmia.	Tonsillitis, Bronchitis, and Asthma.	Pleurisy and Pneumonia.	Dysentery.	Diarrhœa.	Hepatitis.	Spleen Disease.	Functional Derangements of the Digestive System.	Diseases of the Urinary System.	Diseases of the Genæral System.	Abscess and Ulcer.	Injuries and Accidents.	All other Causes.
15	{ Admissions 235	...	...	43	...	33	11	11	23	7	...	...	...	5	4	2	...	3	...	...	4	7	...	4	15	3	...	7	...	...	12	27	11
	{ Deaths ... 3	...	...	...	...	...	...	...	...	...	...	...	...	...	1	1	...	...	...	...	...	...	...	...	...	...	...	...	...	...	...	...	...
	{ Invaliding .. 3	...	...	...	...	...	...	...	...	...	...	...	...	...	1	1	...	...	...	...	...	...	...	...	...	...	...	...	...	...	...	...	...
16	{ Admissions 1,083	8	...	...	2	59	145	76	205	66	7	...	25	4	2	8	...	6	19	33	44	8	21	69	34	2	41	...	3	76	58	37	
	{ Deaths ... 21	7	...	...	...	...	...	...	...	...	...	...	...	...	1	1	...	...	...	...	...	...	...	...	...	...	...	...	...	...	...	...	...
	{ Invaliding .. 27	...	...	...	...	...	...	...	...	...	...	...	...	...	8	...	3	...	...	...	...	...	...	...	...	...	...	...	...	...	...	...	...
17	{ Admissions 310	1	...	...	1	36	39	5	85	16	3	...	6	...	...	3	3	...	8	...	10	...	7	7	4	1	14	3	...	33	12	13	
	{ Deaths ... 1	...	...	...	...	...	...	...	...	...	...	...	...	...	1	...	...	...	...	...	...	...	...	...	...	...	...	...	...	...	...	...	...
	{ Invaliding .. 3	...	...	...	...	...	...	...	...	...	...	...	...	...	1	...	...	...	...	...	...	...	...	...	...	...	...	...	...	...	...	...	...
18	{ Admissions 108	...	...	...	...	6	11	1	27	7	...	...	6	...	...	3	...	3	...	3	1	6	1	...	3	3	1	6	...	7	15	1	
	{ Deaths ...	...	...	...	...	...	...	...	...	...	...	...	...	...	...	...	...	...	...	...	...	...	...	...	...	...	...	...	...	...	...	...	...
	{ Invaliding ..	...	...	...	...	...	...	...	...	...	...	...	...	...	...	...	...	...	...	...	...	...	...	...	...	...	...	...	...	...	...	...	...
19	{ Admissions 947	11	...	...	4	90	198	101	146	34	1	...	27	2	2	4	1	2	4	11	36	2	9	32	28	7	16	4	...	71	60	44	
	{ Deaths ... 19	5	...	...	3	...	1	...	...	...	...	...	...	...	1	1	...	...	...	...	...	...	...	...	...	...	...	...	...	...	...	...	...
	{ Invaliding .. 44	...	...	...	...	...	...	...	...	...	...	...	...	...	19	1	2	...	...	...	...	...	...	...	...	...	...	...	...	...	...	...	...
	{ Admissions 9,917	75	1	43	37	924	814	863	2,374	562	15	1	194	85	19	60	40	17	167	239	439	34	272	511	363	28	391	28	14	700	620	396	
	{ Deaths ... 156	48	...	16	...	...	4	...	...	...	...	...	...	...	2	17	11	4	...	...	...	...	...	...	...	...	...	...	...	...	...	...	...
	{ Invaliding .. 313	...	...	...	4	1	23	...	...	...	...	...	...	...	33	...	11	...	...	...	...	...	...	...	...	...	...	...	...	...	...	...	...

## ROHILCUND and MEERUT.

1	{ Admissions 320	...	...	...	...	10	26	2	91	14	2	...	14	3	...	4	1	...	24	3	15	2	12	15	11	...	1	2	1	40	20	7
	{ Deaths ...	11	...	...	...	...	...	...	...	...	...	...	...	1	1	...	...	...	...	...	...	...	...	...	...	...	...	...	...	...	...	...
	{ Invaliding ..	14	...	...	...	...	...	...	...	...	...	...	...	4	1	...	2	...	...	1	1	...	...	...	3	...	...	...	...	...	...	
2	{ Admissions 183	...	...	...	...	8	25	23	38	1	...	1	...	2	...	1	1	...	2	...	9	3	3	5	8	...	13	...	...	15	19	6
	{ Deaths ...	1	...	...	...	...	...	...	...	...	...	...	...	...	...	...	...	...	...	...	...	...	...	...	...	...	...	...	...	...	...	...
	{ Invaliding ..	4	...	...	...	...	...	2	...	...	...	...	...	1	...	...	...	...	...	...	1	...	...	...	...	...	...	...	...	...	...	...
3	{ Admissions 847	2	...	...	...	1	53	87	26	119	40	1	...	5	6	4	13	3	1	19	12	79	8	33	53	13	1	72	...	82	80	34
	{ Deaths ...	11	...	...	...	2	...	...	...	...	...	...	...	...	1	...	...	...	...	...	...	...	...	...	...	...	...	...	...	...	...	...
	{ Invaliding ..	28	...	...	...	...	...	...	...	...	2	...	...	3	1	...	5	...	...	...	...	...	...	...	...	...	...	...	...	...	...	...
4	{ Admissions 460	3	...	...	...	...	...	...	...	...	...	...	...	...	...	...	...	...	...	...	...	...	...	...	...	...	...	...	...	...	...	...
	{ Deaths ...	12	2	...	...	...	...	...	...	...	...	...	...	3	2	4	5	2	1	6	7	42	7	16	17	17	1	38	...	43	37	12
	{ Invaliding ..	56	...	...	...	...	...	...	...	...	2	...	...	33	...	1	...	...	...	...	...	...	...	...	...	...	...	...	...	...	...	...
5	{ Admissions 32	...	...	...	...	5	...	...	...	...	...	...	...	...	...	...	...	...	...	...	...	...	...	...	...	...	...	...	...	...	...	...
	{ Deaths ...	3	...	...	...	...	...	...	...	...	...	...	...	...	...	...	...	...	...	...	...	...	...	...	...	...	...	...	...	...	...	...
	{ Invaliding ..	1	...	...	...	...	...	...	...	...	...	...	...	1	...	...	...	...	...	...	...	...	...	...	...	...	...	...	...	...	...	...
6	{ Admissions 347	3	...	...	...	3	184	8	10	18	11	...	...	3	...	1	5	1	...	...	...	...	...	...	...	...	...	...	...	...	...	...
	{ Deaths ...	1	...	...	...	...	...	...	...	...	...	...	...	...	...	...	...	...	...	...	...	...	...	...	...	...	...	...	...	...	...	...
	{ Invaliding ..	7	...	...	...	...	...	...	...	...	...	...	...	...	...	...	...	...	...	...	...	...	...	...	...	...	...	...	...	...	...	...
7	{ Admissions 258	1	...	...	...	...	...	...	...	...	...	...	...	...	...	...	...	...	...	...	...	...	...	...	...	...	...	...	...	...	...	...
	{ Deaths ...	4	...	...	...	...	...	...	...	...	...	...	...	...	...	...	...	...	...	...	...	...	...	...	...	...	...	...	...	...	...	...
	{ Invaliding ..	9	...	...	...	...	...	...	...	...	...	...	...	...	...	...	...	...	...	...	...	...	...	...	...	...	...	...	...	...	...	...
8	{ Admissions 207	2	...	...	...	...	...	...	...	...	...	...	...	...	...	...	...	...	...	...	...	...	...	...	...	...	...	...	...	...	...	...
	{ Deaths ...	3	2	...	...	...	...	...	...	...	...	...	...	...	...	...	...	...	...	...	...	...	...	...	...	...	...	...	...	...	...	...
	{ Invaliding ..	5	...	...	...	...	...	...	...	...	...	...	...	...	...	...	...	...	...	...	...	...	...	...	...	...	...	...	...	...	...	...
9	{ Admissions 226	5	...	...	...	...	...	...	...	...	...	...	...	...	...	...	...	...	...	...	...	...	...	...	...	...	...	...	...	...	...	...
	{ Deaths ...	7	5	...	...	...	...	...	...	...	...	...	...	...	...	...	...	...	...	...	...	...	...	...	...	...	...	...	...	...	...	...
	{ Invaliding ..	4	...	...	...	...	...	...	...	...	...	...	...	...	...	...	...	...	...	...	...	...	...	...	...	...	...	...	...	...	...	...
10	{ Admissions 1,075	3	...	...	...	...	...	...	...	...	...	...	...	...	...	...	...	...	...	...	...	...	...	...	...	...	...	...	...	...	...	...
	{ Deaths ...	6	2	...	...	...	...	...	...	...	...	...	...	...	...	...	...	...	...	...	...	...	...	...	...	...	...	...	...	...	...	...
	{ Invaliding ..	18	...	...	...	...	...	...	...	...	...	...	...	...	...	...	...	...	...	...	...	...	...	...	...	...	...	...	...	...	...	...
11	{ Admissions 1,256	...	...	...	...	...	...	...	...	...	...	...	...	...	...	...	...	...	...	...	...	...	...	...	...	...	...	...	...	...	...	...
	{ Deaths ...	12	...	...	...	...	...	...	...	...	...	...	...	...	...	...	...	...	...	...	...	...	...	...	...	...	...	...	...	...	...	...
	{ Invaliding ..	36	...	...	...	...	...	...	...	...	...	...	...	...	...	...	...	...	...	...	...	...	...	...	...	...	...	...	...	...	...	...
12	{ Admissions 151	1	1	...	...	...	...	...	...	...	...	...	...	...	...	...	...	...	...	...	...	...	...	...	...	...	...	...	...	...	...	...
	{ Deaths ...	6	1	1	...	...	...	...	...	...	...	...	...	...	...	...	...	...	...	...	...	...	...	...	...	...	...	...	...	...	...	...
	{ Invaliding ..	1	...	...	...	...	...	...	...	...	...	...	...	...	...	...	...	...	...	...	...	...	...	...	...	...	...	...	...	...	...	...
13	{ Admissions 718	4	2	...	...	...	...	...	...	...	...	...	...	...	...	...	...	...	...	...	...	...	...	...	...	...	...	...	...	...	...	...
	{ Deaths ...	8	1	...	...	...	...	...	...	...	...	...	...	...	...	...	...	...	...	...	...	...	...	...	...	...	...	...	...	...	...	...
	{ Invaliding ..	...	...	...	...	...	...	...	...	...	...	...	...	...	...	...	...	...	...	...	...	...	...	...	...	...	...	...	...	...	...	...
14	{ Admissions 379	8	...	...	...	...	...	...	...	...	...	...	...	...	...	...	...	...	...	...	...	...	...	...	...	...	...	...	...	...	...	...
	{ Deaths ...	12	4	...	...	...	...	...	...	...	...	...	...	...	...	...	...	...	...	...	...	...	...	...	...	...	...	...	...	...	...	...
	{ Invaliding ..	16	...	...	...	...	...	...	...	...	...	...	...	...	...	...	...	...	...	...	...	...	...	...	...	...	...	...	...	...	...	...
	{ Admissions 6,449	32	3	...	...	...	...	...	...	...	...	...	...	...	...	...	...	...	...	...	...	...	...	...	...	...	...	...	...	...	...	...
	{ Deaths ...	97	10	1	...	...	...	...	...	...	...	...	...	...	...	...	...	...	...	...	...	...	...	...	...	...	...	...	...	...	...	...
	{ Invaliding ..	198	...	...	...	...	...	...	...	...	...	...	...	...	...	...	...	...	...	...	...	...	...	...	...	...	...	...	...	...	...	...



TABLE

4.—REGIMENTS of AGRA							
REGIMENTS & BATTERIES, & STATIONS OF 1875.	YEAR OF ARRIVAL		Date of Arrival from Station previously occupied.	Average Strength during 1875.	Admission-rate of 1875 per 1,000 of Average Strength.	LOSS PER 1,000	
	In India.	In the Bengal Presidency.				By Deaths.	By Invaliding.
1 XIX Brig., A Battery, R. Art., Agra	...	...	December 1873, from Cawnpore	161	1323.0	6.21	43.48
2 XXIII Brig., No. 5 Battery, R. Art., Agra	...	...	December 1871, from Meer Meer	78	1256.4	25.64	...
3 59th Regiment, Agra	1869	1874	{ January 1874, from Nasirabad and } { Neemuch ... }	940	1022.3	11.70	59.57
4 A Brig., E Battery, R. H. Art., Morar	1865	1865	January 1873, from Sialkot	149	1228.2	13.42	67.11
6 XIX Brig., B Battery, R. Art., Morar	...	...	January 1874, from Ferozepore	163	1349.7	24.54	92.02
6 XXIII Brig., No. 1 Battery, R. Art., Morar	...	...	November 1871, from Delhi	83	1499.1	22.73	...
7 54th Regiment, Morar	1871	1871	November 1874, from Jullundur	885	1000.0	29.39	47.46
8 { XXIII Brig., No. 4 Battery, R. Art., and Hd. Qrs., } { Fortesa Gwalior ... }	...	...	February 1872, from Darjeeling	91	1255.3	10.64	42.55
9 { 63rd Regiment, Jhansi, with Detachment of 268 } { men at Gwalior Fortress and 156 at Newgong ... }	1871	1871	December 1873, from Hazaribagh	858	1099.8	22.14	43.12
10 XI Brig., G Battery, R. Art., Newgong	1874	1874	March 1874, from England	160	1412.5	25.00	...
11 XI Brig., F Battery, R. Art., Saugor	1874	1874	March 1874, from England	158	1759.5	18.99	31.65
12 { 1-11th Regiment, Jabulpore, with Detachment of } { 222 men at Saugor ... }	1865	1865	January 1875, from Subatha	876	963.5	6.85	35.39
REGIMENTS OF AGRA AND CENTRAL INDIA				4,610	1209.3	17.57	44.90



and CENTRAL INDIA.

Total Admissions and Losses of the Year by Deaths and Invaliding.		CAUSES OF ADMISSIONS INTO HOSPITAL, OF DEATHS IN AND OUT OF HOSPITAL, AND OF THE INVALIDING OF 1875.																														
		Cholera.	Smallpox.	Dengue.	Enteric Fever.	Intermittent Fever.	Remittent and Continued Fevers.	Rheumatism and Rheumatic Affections.	Primary Venereal Affections.	Secondary Venereal Affections.	Erysipelas.	Scurvy.	Anæmia and Debility.	Pulphitis Pulmonalis.	Apoplexy and Sunstroke.	Epilepsy and other Brain Affections.	Neuralgic Affections.	Delirium Tremens.	Ophthalmia.	Heart Disease and Aneurism.	Tonillitis, Bronchitis, and Asthma.	Pleurisy and Pneumonia.	Dysentery.	Diarrhoea.	Hepatitis.	Splen Disease.	Functional derangements of the Digestive System.	Diseases of the Urinary System.	Diseases of the Generative System.	Abcess and Ulcer.	Injuries and Accidents.	Other Causes.
1	{ Admissions 213 Deaths 1 Invaliding 7	...	...	...	...	10	37	15	30	4	...	...	...	...	...	4	1	3	...	8	2	...	21	10	1	8	...	...	16	38	7	
2	{ Admissions 98 Deaths 2 Invaliding ...	...	...	...	...	13	11	5	7	...	...	...	...	...	2	2	2	1	...	2	2	...	4	8	9	...	3	...	1	5	11	5
3	{ Admissions 961 Deaths 11 Invaliding 66	1	...	...	...	69	216	11	97	44	5	16	2	3	5	1	...	31	5	44	3	30	62	49	6	39	2	...	69	79	44	
4	{ Admissions 183 Deaths 2 Invaliding 10	...	...	...	...	16	14	20	6	3	...	11	...	1	2	11	...	10	2	12	...	2	8	11	...	11	...	14	27	2		
5	{ Admissions 220 Deaths 4 Invaliding 15	1	...	...	...	33	20	7	11	8	...	11	...	1	...	...	...	5	4	9	1	2	10	27	6	16	1	1	17	21	9	
6	{ Admissions 124 Deaths 2 Invaliding ...	1	...	...	...	25	5	4	19	5	...	9	...	...	4	...	...	...	3	2	5	7	7	1	...	13	...	5	13	6		
7	{ Admissions 885 Deaths 26 Invaliding 42	20	...	...	...	154	105	65	125	59	...	23	4	4	4	...	...	17	24	44	6	6	50	20	4	19	3	...	58	47	24	
8	{ Admissions 118 Deaths 1 Invaliding 4	...	...	...	...	16	9	2	24	6	...	7	...	2	...	1	...	1	3	7	...	2	4	5	...	5	...	11	9	4		
9	{ Admissions 1,425 Deaths 19 Invaliding 37	12	2	...	2	661	21	37	54	23	3	34	8	1	7	6	...	37	21	55	3	42	49	77	12	59	2	...	95	70	32	
10	{ Admissions 235 Deaths 4 Invaliding ...	...	...	...	...	79	2	1	59	18	2	...	...	1	...	...	...	5	1	1	1	13	4	1	...	12	1	1	17	11	5	
11	{ Admissions 278 Deaths 3 Invaliding 5	2	...	...	...	123	13	3	17	0	1	3	...	...	...	...	1	3	1	10	1	8	29	12	6	6	...	14	16	3		
12	{ Admissions 844 Deaths 6 Invaliding 31	...	...	...	...	296	81	33	103	29	4	10	8	...	6	7	1	17	13	49	9	9	15	19	...	29	...	2	37	33	34	
	{ Admissions 5,575 Deaths 81 Invaliding 297	37	2	...	2	1,525	534	303	524	205	15	134	22	12	24	36	4	129	76	240	28	123	267	247	35	229	9	5	338	375	175	



TABLE

5.—REGIMENTS of									
REGIMENTS & BATTERIES & STATIONS OF 1875.			YEAR OF ARRIVAL		Date of Arrival from Station previously occupied.	Average Strength during 1875.	Admission-rate of 1875 per 1,000 of Average Strength.	LOSS PER 1,000	
			In India.	In the Bengal Presidency.				By Deaths.	By Invaliding.
1	A Brig., A Battery, R. H. Art., Umballa	...	1866	1866	February 1874, from Meer Meer	157	980.9	...	50.96
2	A Brig., C Battery, R. H. Art., Umballa	...	1866	1866	January 1874, from Peshawar	156	1173.1	12.82	38.46
3	11th Hussars, Umballa	...	1866	1868	November 1872, from Multa	448	1113.8	13.39	33.48
4	4th Battalion, Rifle Brigade, Umballa	...	1873	1873	December 1873, from England	935	1113.4	32.09	24.00
5	VIII Brig., A Battery, R. Art., Jullundur	...	...	...	January 1874, from Peshawar	160	1231.2	6.25	31.25
6	{ 81st Regiment, Jullundur, with Detachment of 107 } { men at Bhages for 9 months and 51 at Kangra ... }	...	1874	1874	November 1874, from Gibraltar	869	1079.4	23.01	16.11
7	VIII Brig., E Battery, R. Art., Ferozepore	...	1868	1868	February 1874, from Sangor	138	1688.4	21.74	86.96
8	XIII Brig., No. 5 Battery, R. Art., Ferozepore	...	1871	1871	December 1874, from Attock	74	2040.5	27.03	81.08
9	2-12th Regiment, Ferozepore	...	1864	1864	December 1872, from Subathu	872	794.7	19.50	18.35
10	VIII Brig., C Battery, R. Art., Mooltan	...	1866	1866	March 1874, from Lucknow	147	1870.7	20.41	34.01
11	{ 92nd Regiment, Mooltan, with Detachment of 99 } { men at Dera Ismail Khan ... }	...	1868	1868	January 1874, from Chakrata	876	1836.8	10.27	44.52
12	A Brig., D Battery, R. H. Art., Sialkot	...	1865	1865	February 1873, from Campbellpore	149	1120.8	20.13	26.85
13	9th Lancers, Sialkot	...	1875	1875	March 1875, from England	459	1505.4	28.14	50.11
14	{ 1-6th Regiment, Sialkot, with Detachments of 215 } { men at Amritsar for 11 months, and 90 at Banikhet } { for 8 months ... }	...	1868	1868	March 1873, from Peshawar	918	1797.4	25.05	54.47
15	XXIII Brig., No. 3 Battery, R. Art., Govindgarh	...	...	...	January 1875, from Peshawar	89	2258.4	11.24	33.71
16	F Brig., A Battery, R. H. Art., Meer Meer	...	...	...	January 1874, from Lucknow	147	1809.5	20.41	47.62
17	VIII Brig., D Battery, R. Art., Meer Meer	...	1866	1866	January 1874, from Benares	150	1446.7	33.33	40.00
18	XIII Brig., No. 2 Battery, R. Art., Meer Meer	...	1871	1871	February 1874, from Fort William	88	1897.7	11.36	56.82
19	2-1st Regiment, Meer Meer	...	1866	1870	March 1875, from Ranikhet	915	2594.5	36.07	86.34
20	F Brig., F Battery, R. H. Art., Rawalpindi	...	...	...	February 1874, from Umballa	150	980.0	...	86.67
21	VIII Brig., H. Battery, R. Art., Rawalpindi	...	1868	1868	November 1873, from Meer Meer	150	1333.3	...	73.33
22	4th Hussars, Rawalpindi	...	1868	1868	January 1873, from Meerut	452	975.7	2.21	57.52
23	2-9th Regiment, Rawalpindi	...	1875	1875	January 1875, from England	861	1249.7	17.42	26.71
24	F Brig., B Battery, R. H. Art., Campbellpore	...	...	...	February 1873, from Morar	152	960.5	6.58	13.16



*the PUNJAB.*

[illegible]



TABLE

REGIMENTS of									
REGIMENTS & BATTERIES & STATIONS of 1875.			YEAR OF ARRIVAL		Date of Arrival from Station previously occupied.	Average Strength during 1875.	Admission-rate of 1875 per 1,000 of Average Strength.	Loss per 1,000	
			In India.	In the Bengal Presidency.				By Deaths.	By Invaliding.
25	XIII Brig., No. 3 Battery, R. Art., Attock	...	1871	1871	January 1875, from Perozepore	81	2135.8	24.69	98.77
26	{ 72nd Regiment, Nowshera, with Detachments of 03 men at Attock for 10 months, 22 at Campbellpore, 256 at Cherat for 8 months, and 175 at Amritsar for 2 months }	...	1871	1871	January 1875, from Peshawar	853	1964.8	8.16	39.03
27	F Brig., C Battery, R. H. Art., Peshawar *	...	...	...	December 1873, from Umballa	156	2809.0	6.67	46.67
28	VIII Brig., G Battery, R. Art., Peshawar *	...	1868	1868	November 1873, from Jullundur	151	2311.3	13.25	66.23
29	XIII Brig., No. 4 Battery, R. Art., Peshawar *	...	1871	1871	December 1874, from Amritsar	82	3012.2	24.39	97.56
30	1-17th Regiment, Peshawar *	...	1870	1870	May 1874, from Lucknow	884	2469.4	11.31	44.12
31	70th Regiment, Peshawar *	...	1871	1871	January 1875, from Rawalpindi	893	3400.9	23.78	47.57
REGIMENTS OF THE PUNJAB						12,601	1720.7	18.73	43.57
6.—REGIMENTS cantoned during									
1	XIII Brig., No. 7 Battery, R. Art., Darjeeling	...	1871	1871	February 1874, from Meen Meer	83	506.3	...	...
2	2-19th Regiment, Rānikhet	...	1863	1869	March 1875, from Allahabad	897	1070.2	10.03	37.90
3	2-22nd Regiment, Head-Quarters, Rānikhet	...	1873	1873	April 1875, from Hazāribagh	556	735.6	5.40	12.59
4	1-8th Regiment, Chakrata	...	1868	1872	March 1874, from Cawnpore	889	949.4	2.25	55.12
5	39th Regiment, Daghai	...	1869	1869	March 1875, from Nowshera	939	1307.5	6.45	11.83
6	39th Regiment, Subāthā	...	1864	1864	April 1875, from Meen Meer	676	869.8	15.31	11.83
7	XIII Brig., No. 6 Battery, R. Art., Jutogh	...	1872	1872	March 1872, from England	92	945.7	21.74	43.48
8	XIII Brig., No. 1 Battery, R. Art., Murree Hills	...	1871	1871	December 1871, from England	89	687.6	...	...
9	2-60th Regiment, Murree Hills	...	1867	1867	April 1873, from Nowshera	907	757.4	6.62	38.59
HILL STATIONS OF THE BENGAL PRESIDENCY						5,119	960.5	7.23	28.91
7.—INVALID GARRISON, and									
1	Invalid Garrison, Chunar	...	...	...	...	16	687.5	62.50	...
2	Detachments at Pachmarhi, from January to December (12 months)	...	...	...	...	117	1111.1	8.55	...
EUROPEAN ARMY OF THE BENGAL PRESIDENCY						37,485	1355.8	17.07	38.71

\* Detachments to Cherat during the hot season.



## the PUNJAB—(continued).

		CAUSES OF ADMISSIONS INTO HOSPITAL, OF DEATHS IN AND OUT OF HOSPITAL, AND OF THE INVALIDING OF 1875.																														
Total Admissions and Loss of the Year by Death and Invaliding.		Cholera.	Smallpox.	Dysentery.	Enteric Fever.	Intermittent Fever.	Remittent and Continued Fevers.	Rheumatism and Rheumatic Affections.	Primary Venereal Affections.	Secondary Venereal Affections.	Erysipelas.	Scurvy.	Anæmia and Debility.	Phthisis Pulmonalis.	Apoplexy and other Cerebral Affections.	Epilepsy and other Brain Affections.	Neuralgia Affections.	Delirium Tremens.	Ophthalmia.	Heart Disease and Aneurism.	Tonsillitis, Bronchitis, and Asthma.	Pleurisy and Pneumonia.	Dysentery.	Diarrhoea.	Hepatitis.	Spleen Disease.	Functional derangements of the Digestive System.	Diseases of the Urinary System.	Diseases of the Genito-active System.	Abscess and Ulcer.	Injuries and Accidents.	All other cases.
25	{ Admissions 173 Deaths 2 Invaliding 8	...	...	...	1	42	21	11	19	10	...	...	10	...	...	2	4	...	1	4	5	2	9	6	3	2	3	...	...	5	11	2
26	{ Admissions 1,600 Deaths 7 Invaliding 34	...	...	...	1	549	241	21	165	28	7	...	18	15	5	2	8	...	14	29	141	7	38	37	22	18	32	3	...	100	71	28
27	{ Admissions 420 Deaths 1 Invaliding 7	1	...	...	3	196	83	6	15	4	1	...	4	2	1	...	4	...	3	...	16	...	6	6	17	5	1	...	...	13	24	9
28	{ Admissions 349 Deaths 2 Invaliding 10	1	...	...	...	156	71	3	17	8	...	...	9	4	...	1	2	...	2	3	10	1	1	4	14	9	6	...	...	10	15	2
29	{ Admissions 247 Deaths 2 Invaliding 8	...	...	...	1	97	74	1	10	4	...	...	3	1	...	...	4	...	1	8	7	...	5	5	5	2	2	...	...	4	8	5
30	{ Admissions 2,175 Deaths 16 Invaliding 39	...	...	...	6	997	530	39	58	22	7	...	26	17	2	6	7	1	15	41	121	10	15	41	31	53	34	2	...	32	51	29
31	{ Admissions 3,003 Deaths 21 Invaliding 42	...	2	...	12	1,219	1,175	26	73	27	2	...	20	5	8	5	3	1	17	48	59	7	17	21	57	34	24	3	...	58	48	32
	{ Admissions 21,683 Deaths 296 Invaliding 549	61	2	48	7,032	3,631	932	1,411	668	54	...	359	128	88	90	128	37	223	338	1282	137	302	841	434	210	618	24	5	1000	1310	481	
		31	...	29	...	31	...	...	...	16	...	...	154	47	3	31	1	...	2	86	16	2	14	3	68	5	1	6	...	4	5	20

## the year at HILL STATIONS.

1	{ Admissions 47 Deaths ... Invaliding...	...	...	...	3	2	5	11	3	...	...	...	...	1	...	...	1	...	1	...	2	...	2	...	9	7	...					
2	{ Admissions 960 Deaths ... Invaliding...	...	1	1	89	128	64	115	56	11	...	9	5	9	8	1	18	10	51	5	39	67	54	6	34	2	1	84	65	36		
3	{ Admissions 460 Deaths ... Invaliding...	...	...	...	6	34	7	172	11	2	...	12	...	1	...	27	1	22	1	11	19	10	...	7	...	31	29	6				
4	{ Admissions 844 Deaths ... Invaliding...	...	...	...	102	5	93	51	59	1	...	21	7	8	18	...	15	42	110	1	13	27	33	1	33	...	5	39	110	59		
5	{ Admissions 1,216 Deaths ... Invaliding...	1	...	1	496	15	137	109	57	2	...	5	5	1	2	4	1	14	6	57	8	14	50	6	1	44	...	53	117	10		
6	{ Admissions 588 Deaths ... Invaliding...	...	...	...	1	109	34	35	98	36	5	...	14	1	1	2	...	7	5	43	11	2	25	13	5	17	...	1	54	53	16	
7	{ Admissions 87 Deaths ... Invaliding...	...	...	...	3	7	...	28	...	1	...	...	...	...	...	2	...	13	...	3	9	...	3	...	5	13	...	...	...	...	...	
8	{ Admissions 79 Deaths ... Invaliding...	...	...	...	5	3	7	14	4	...	...	1	...	...	...	...	1	...	6	3	...	4	2	...	6	...	3	7	13	...		
9	{ Admissions 687 Deaths ... Invaliding...	...	...	...	42	49	61	161	38	1	...	8	3	1	4	7	1	8	6	83	7	4	13	37	8	32	...	1	66	111	24	
	{ Admissions 4,917 Deaths ... Invaliding...	1	1	...	3	855	268	409	699	204	23	...	70	21	2	26	39	5	90	71	345	36	75	208	106	21	178	2	8	324	512	155
		...	...	...	...	...	...	14	...	6	...	...	36	8	...	6	1	...	6	12	6	2	...	2	22	2	...	...	4	8	14	

## PACHMARHI SANITARIUM.

1	{ Admissions 11 Deaths 1	...	...	...	1	...	...	...	...	...	...	...	...	...	...	...	...	...	...	1	...	1	1	...	3	3	...	...	1	...	
2	{ Admissions 139 Deaths 1	...	...	...	27	10	2	37	14	...	...	...	2	...	1	...	...	...	2	4	2	...	1	7	1	2	6	...	5	7	...
	{ Admissions 50,822 Deaths 640 Invaliding 1,451	207	9	43	166	12538	5,950	2322	6,123	1806	1162	872	890	143	265	296	90	754	814	2748	275	1028	2241	1461	339	1,786	75	39	3986	3495	1482



TABLE

							8.—CONVALESCENT				
CONVALESCENT DEPOTS.				Period of Occupation.			Average Strength during the period of occupation.	Admission rate of Season 1875 per 1,000 of Average Strength.	Loss per 1,000		
									By Deaths.	By Invaliding.	
1	Darjeeling	...	...	Twelve months	...	...	161	1161.5	43.48	...	
2	Nāini Tal	...	...	Twelve months	...	...	274	1360.5	10.95	...	
3	Laudour	...	...	Twelve months	...	...	161	2341.6	18.63	...	
4	Kāsauli	...	...	Twelve months	...	...	374	1414.4	49.11	...	
5	Dalbousie	...	...	Twelve months	...	...	267	1685.4	26.22	...	
6	Murree	...	...	Twelve months	...	...	316	2696.2	3.16	...	
CONVALESCENT DEPOTS OF THE BENGAL PRESIDENCY FOR THE YEAR							...	1,533	1787.5	23.18	...

## ANNUAL RELIEF OF THE

## ARTILLERY.

A Brigade,	D Battery	From Sialkot	To Meerut	...	Arrived	January	1876.
F Brigade,	B Battery	" Campbellpore	" Peshawar	...	Arrived	December	1875.
"	C Battery	" Peshawar	" Sialkot	...	Arrived	January	1876.
"	E Battery	" Meerut	" Campbellpore	...	Arrived	March	1876.
VIII Brigade,	G Battery	" Peshawar	" Rawalpindi	...	Arrived	January	1876.
"	H Battery	" Rawalpindi	" Peshawar	...	Arrived	January	1876.
XIII Brigade, No. 1	Battery	" Murree Hills	" Goringdagh	...	Arrived	December	1875.
"	" 6 Battery	" Jutogh	" Murree Hills	...	Arrived	April	1876.
XXI Brigade,	Head Quarters	" England	" Morar	...	Arrived	March	1876.
"	No. 1 Battery	" England	" Morar	...	Arrived	February	1876.
"	" 2 Battery	" England	" Fortness Gwalior	...	Arrived	March	1876.
"	" 3 Battery	" England	" Allahabad	...	Arrived	March	1876.
"	" 4 Battery	" England	" Lucknow	...	Arrived	March	1876.
"	" 5 Battery	" England	" Agra	...	Arrived	March	1876.
"	" 6 Battery	" England	" Delhi	...	Arrived	March	1876.
"	" 7 Battery	" England	" Jutogh	...	Arrived	March	1876.
XXIII Brigade	...	" Bengal Presdy.	" England	...	Embarked	December and February	1876.

## ANNUAL RELIEF OF THE

## ARTILLERY.

V Brigade, No. 1 Battery	From Cannanore	To Toungoo	...	Arrived	March	1876.
" " 6 Battery	" Rangoon	" Cannanore	...	Arrived	March	1876.

## CAVALRY.

14th Hussars	From England	To Bangalore	...	Arrived	February	1876.
18th Hussars	" Bangalore	" England	...	Embarked	December	1875.

## ANNUAL RELIEF OF THE

## ARTILLERY.

IV Brigade, D Battery	From Kurrachee	To Hyderabad	...	Arrived	January	1876.
VI Brigade, No. 1 Battery	" Aden	" Bombay	...	Arrived	October	1875.
" " 2 Battery	" Mhow	" Aden	...	Arrived	October	1875.
" " 3 Battery	" Bombay	" Aden	...	Arrived	October	1875.
" " 4 Battery	" Bombay	" Mhow	...	Arrived	September	1875.
" " 6 Battery	" Aden	" Bombay	...	Arrived	October	1875.
IX Brigade, B Battery	" Hyderabad	" Kurrachee	...	Arrived	September	1875.
" " F Battery	" Kirkee	" Ahmednagar	...	Arrived	March	1876.



DEPOTS.			CAUSES OF ADMISSIONS INTO HOSPITAL, OF DEATHS IN AND OUT OF HOSPITAL, AND OF THE INVALIDING OF 1875.																																
Total Admissions and Loss of the Year by Deaths and Invaliding.			Cholera.	Smallpox.	Dysentery.	Enteric Fever.	Intermittent Fever.	Remittent and Continued Fevers.	Rheumatism and Rheumatic Affections.	Primary Venereal Affections.	Secondary Venereal Affections.	Erysipelas.	Scurvy.	Anæmia and Debility.	Phthisis Pulmonalis.	Apoplexy and Stroke.	Epilepsy and other Brain Affections.	Neuragic Affections.	Delirium Tremens.	Ophthalmia.	Heart Disease and Aneurysm.	Tonillitis, Bronchitis, and Asthma.	Pleurisy and Pneumonia.	Dysentery.	Diarrhoea.	Hepatitis.	Spleen Disease.	Functional derangements of the Digestive System.	Diseases of the Urinary System.	Diseases of the Genes-alive System.	Abscess and Ulcer.	Injuries and Accidents.	All other Causes.		
1	{ Admissions 187	...	...	...	...	33	6	12	20	20	...	...	...	2	2	...	...	...	...	3	5	7	...	24	9	19	3	2	...	...	9	10	1		
	{ Deaths ... 7	...	...	...	...	...	1	...	...	...	...	...	...	...	2	2	...	...	...	...	1	7	2	...	...	...	1	1	...	...	...	...	...		
	{ Invaliding 14	...	...	...	...	...	...	1	...	...	...	...	...	1	...	...	...	...	...	...	...	...	...	...	...	...	...	1	...	...	...	...	...		
2	{ Admissions 381	...	...	...	...	49	12	15	34	30	...	...	...	14	7	...	5	1	...	2	40	37	2	16	9	38	5	6	...	...	19	31	9		
	{ Deaths ... 3	...	...	...	...	...	...	...	...	...	...	...	...	...	...	...	...	...	...	...	...	...	...	...	...	...	...	...	...	...	...	...	...		
	{ Invaliding 61	...	...	...	...	3	...	3	...	3	...	...	...	5	4	...	3	...	...	...	23	1	...	1	...	11	1	...	1	...	...	2	1	...	
3	{ Admissions 377	...	...	...	...	234	1	28	6	7	2	...	...	10	1	...	1	...	...	1	...	22	1	10	5	14	...	8	...	...	10	9	7		
	{ Deaths ... 3	...	...	...	...	...	...	...	...	...	...	...	...	...	...	...	...	...	...	...	1	...	...	...	...	...	...	...	...	...	...	...	...		
	{ Invaliding 14	...	...	...	...	1	...	40	...	...	...	...	...	7	...	...	...	...	...	...	...	1	...	...	...	...	...	...	...	...	...	...	...		
4	{ Admissions 529	17	...	...	...	1	38	51	55	20	19	1	...	28	3	...	3	1	...	8	5	20	2	7	100	22	5	11	...	...	38	34	11		
	{ Deaths ... 15	9	...	...	...	...	...	...	...	...	...	...	...	...	...	...	...	...	...	...	...	...	...	...	...	...	...	...	...	...	...	...	...		
	{ Invaliding 32	...	...	...	...	...	...	...	...	...	...	...	...	...	...	...	...	...	...	...	...	...	...	...	...	...	...	...	...	...	...	...	...		
5	{ Admissions 450	...	...	...	...	91	27	29	23	27	2	...	...	20	5	...	2	6	...	2	12	43	2	14	28	29	5	24	3	...	20	19	17		
	{ Deaths ... 7	...	...	...	...	...	...	...	...	...	...	...	...	...	...	...	...	...	...	...	...	...	...	...	...	...	...	...	...	...	...	...	...		
	{ Invaliding 4	...	...	...	...	...	...	...	...	...	...	...	...	...	...	...	...	...	...	...	...	...	...	...	...	...	...	...	...	...	...	...	...		
6	{ Admissions 652	...	...	...	...	1	325	21	48	44	21	4	...	18	16	...	5	9	...	4	64	74	7	4	13	33	45	19	1	...	21	41	14		
	{ Deaths ... 1	...	...	...	...	...	...	...	...	...	...	...	...	...	...	...	...	...	...	...	...	...	...	...	...	...	...	...	...	...	...	...	...		
	{ Invaliding 4	...	...	...	...	...	...	...	...	...	...	...	...	...	...	...	...	...	...	...	...	...	...	...	...	...	...	...	...	...	...	...	...		
	{ Admissions 2,776	17	...	...	...	790	118	187	147	124	9	...	...	92	34	...	16	17	...	20	126	203	14	75	173	155	63	70	4	...	117	144	59		
	{ Deaths ... 36	9	...	...	...	...	...	...	...	...	...	...	...	...	...	...	...	...	...	...	3	...	1	...	...	8	1	...	1	...	...	1	1	1	
	{ Invaliding 121	...	...	...	...	...	...	...	...	...	...	...	...	...	...	...	...	...	...	...	...	...	...	...	...	...	...	...	...	...	...	...	...		

\* No Board held at this Station.

## ARMY OF BENGAL, 1875-76.

## INFANTRY.

Regiment	From	To	Arrived	Month	Year
1-3rd Regiment	Fort William	To Cawnpore	...	March	1876.
1-6th Regiment	" Salkot	" Roorkee and Delhi	...	February	1876.
1-8th Regiment	" Chakrata	" Peshawar	...	March	1876.
2-12th Regiment	" Ferozepore	" Fort William	...	January	1876.
1-17th Regiment	" Peshawar	" Murree Hills	...	April	1876.
1-23th Regiment	" England	" Fyzabad	...	November	1875.
34th Regiment	" England	" Ferozepore	...	December	1875.
38th Regiment	" Subatha	" England	...	November	1875.
40th Regiment	" Lucknow	" Dum-Dum	...	November	1875.
51st Regiment	" Fyzabad	" Peshawar	...	March	1876.
53th Regiment	" Roorkee and Delhi	" Aden	...	February	1876.
2-60th Regiment	" Murree Hills	" Meerut	...	February	1876.
62nd Regiment	" Dum-Dum	" Chakrata	...	February	1876.
70th Regiment	" Peshawar	" Nowshera	...	March	1876.
72nd Regiment	" Nowshera	" Salkot	...	January	1876.
73rd Regiment	" Cawnpore	" Subatha	...	February	1876.
82th Regiment	" Meerut and Fatehgarh	" Lucknow	...	January	1876.

## ARMY OF MADRAS, 1875-76.

## INFANTRY.

Regiment	From	To	Arrived	Month	Year
2-16th Regiment	England	To Secunderabad	...	March	1876.
33rd Regiment	" England	" Kamptee	...	November	1875.
43rd Regiment	" Cannanore	" Bellary	...	November	1875.
44th Regiment	" Kamptee	" Secunderabad	...	December	1875.
44th Regiment	" Bellary	" Cannanore	...	December	1875.
67th Regiment	" Thayermyo and Youngoo	" Madras	...	March	1876.
70th Regiment	" Secunderabad	" England	...	March	1876.
80th Regiment	" Madras	" Thayermyo and Youngoo	...	February	1876.
107th Regiment	" Secunderabad	" England	...	November	1875.

## ARMY OF BOMBAY, 1875-76.

## INFANTRY.

Regiment	From	To	Arrived	Month	Year
2-7th Regiment	Poona	To Belgaum	...	January	1876.
2-25th Regiment	" Aden	" England	...	March	1876.
55th Regiment	" Roorkee and Delhi	" Aden	...	February	1876.
60th Regiment	" Belgaum	" Poona	...	January	1876.
68th Regiment	" Mhow	" Nasirabad	...	January	1876.
109th Regiment	" Nasirabad	" Mhow	...	March	1876.



## ABSTRACT of the RETURNS showing the ADMISSIONS, DEATHS and

SEE NOTE PER

## 1.—REGIMENTS of RAJPOOTANA.

	REGIMENTS & BATTERIES, & STATIONS.	Date of Arrival in India.	Date of Arrival from Station previously occupied.	Average Strength during 1875.	Admission-rate of 1875 per 1,000 of Strength.	Loss per 1,000	
						By Deaths.	By Invaliding.
1	IV Brig., G Battery, Nasirabad (10 months) ...	March 1875	March 1875, from England	139	2561.2	28.78	100.72
2	{ 108th Regiment, Nasirabad, with Detachment of } { 277 men at Neemuch ... }	...	December 1873, from Deesa	860	1294.1	26.47	44.88
3	IX Brig., F Battery, Neemuch ...	November 1869	November 1874, from Kirkee	168	2169.7	119.05	107.14
4	VI Brig., No. 2 Battery, Mhow ...	February 1869	December 1872, from Bombay	84	1511.9	47.62	11.90
5	C Brig., E Battery, Mhow ...	March 1873	March 1873, from England	153	1902.0	6.54	117.65
6	3rd Hussars, Mhow ...	December 1868	January 1873, from Ahmednagar	454	1200.4	8.81	50.66
7	{ 68th Regiment, Mhow, with Detachment of 93 men } { at Indore and 91 at Asirgarh ... }	March 1872	December 1874, from Poona	886	1323.1	20.32	62.06
8	IV Brig., B Battery, Deesa (10 months) ...	March 1875	March 1875, from England	141	1170.2	42.55	21.28
9	{ 83rd Regiment, Deesa, with Detachment of 97 men } { at Mount Abu and 111 men at Ahmedabad ... }	April 1870	January 1874, from Poona and Bombay	900	875.6	12.22	53.33
10	{ IV Brig., F Battery, and Head Quarters, Ahmedabad } { (10 months) ... }	February 1875	February 1875, from England	147	1748.3	20.41	61.22
11	IV Brig., D Battery, Kurrachee (10 months) ...	March 1875	March 1875, from England	132	984.8	68.18	37.88
12	{ 56th Regiment, Kurrachee, with Detachment of 263 } { men at Hyderabad ... }	April 1871	January 1874, from Poona	884	1027.1	12.44	22.62
13	IX Brig., B Battery, Hyderabad ...	December 1869	February 1874, from Kurrachee	171	1982.5	11.70	64.33
14	VI Brig., No. 1 Battery, Aden ...	February 1869	January 1873, from Mhow	83	915.7	...	48.19
15	VI Brig., No. 6 Battery, Aden ...	February 1869	January 1873, from Bombay	78	935.9	12.82	12.82
16	2-25th Regiment, Aden ...	April 1868	March 1875, from Jubbalpore and Sangor	537	860.0	3.59	1.80
REGIMENTS OF RAJPOOTANA, MALWA, SIND AND ADEN				5,846	1250.4	20.38	46.19

## 2.—REGIMENTS of the

1	VI Brig., No. 3 Battery, Bombay ...	February 1869	February 1871, from Aden	81	2590.2	37.04	24.69
2	VI Brig., No. 4 Battery, Bombay ...	February 1869	February 1873, from Aden	83	2132.5	36.14	24.10
3	VI Brig., No. 5 Battery, and Head-Quarters, Bombay ...	February 1869	February 1873, from Aden	83	2457.8	12.05	64.34



## TROOPS, 1875.

XI.

INVALIDING of each REGIMENT of the ARMIES of MADRAS and BOMBAY for the YEAR.

REFERRED TO TABLE XXX

## MALWA, SIND and ADEN.

Total Admissions and Loss of the Year by Deaths and Invaliding.			CAUSES OF ADMISSIONS INTO HOSPITAL, OF DEATHS IN AND OUT OF HOSPITAL, AND OF THE INVALIDING OF 1875.																														
			Children.	Smallpox.	Dysentery.	Enteric Fever.	Intermittent Fever.	Remittent and Continued Fevers.	Rheumatism and Rheumatic Affections.	Primary Venereal Affections.	Secondary Venereal Affections.	Erysipelas.	Scoury.	Anæmia and Debility.	Phthisis Pulmonalis.	Apoplexy and Stroke.	Epilepsy and other Brain Affections.	Neuralgic Affections.	Delirium Tremens.	Ophthalmia.	Heart Disease and Anæmia.	Tonsillitis, Bronchitis, and Asthma.	Pleurisy and Pneumonia.	Dysentery.	Diarrhoea.	Hepatitis.	Spleen Disease.	Functional derangement of the Digestive System.	Diseases of the Urinary System.	Diseases of the Genital System.	Ascum and Ulcer.	Injuries and Accidents.	All other Causes.
1	Admissions	336	1	...	...	55	48	13	30	15	...	1	6	1	5	2	5	1	5	12	27	5	6	23	6	...	11	1	1	30	29	...	
	Deaths	4	1	...	...	...	...	...	...	...	...	...	...	...	...	...	...	...	...	4	...	...	...	1	2	...	...	...	...	...	...	...	
	Invaliding	14	1	...	...	...	...	...	...	1	...	...	4	1	...	...	...	...	...	...	4	...	...	...	1	2	...	...	...	...	...	...	...
2	Admissions	1,122	3	...	...	292	135	64	99	39	...	2	4	4	18	4	2	4	17	8	77	11	29	48	39	5	28	4	...	47	97	47	
	Deaths	43	2	...	...	...	...	...	...	1	...	...	...	...	...	...	...	1	...	1	1	1	1	2	2	...	...	...	...	...	...	...	
	Invaliding	39	1	...	...	...	...	...	...	...	...	...	...	...	...	...	...	...	...	1	1	1	1	3	3	...	...	...	1	...	...	...	...
3	Admissions	363	23	...	...	152	23	8	25	19	...	1	...	1	3	...	2	5	...	5	...	10	23	18	...	5	...	...	...	17	19	4	
	Deaths	20	18	...	...	...	...	...	...	...	...	...	...	...	1	...	...	...	...	...	...	...	...	...	...	...	...	...	...	...	...	...	
	Invaliding	18	...	...	...	4	2	1	...	1	...	...	3	...	3	...	...	...	...	...	...	...	...	3	...	...	...	...	...	...	...	...	
4	Admissions	127	...	...	...	31	7	10	13	6	...	2	...	...	...	...	2	2	1	6	4	...	2	6	5	5	8	...	5	9	3	...	
	Deaths	4	...	...	...	...	...	...	...	...	...	...	...	...	...	...	...	...	...	...	...	...	...	...	1	...	...	...	...	...	...	...	
	Invaliding	1	...	...	...	...	...	...	...	...	...	...	...	...	...	...	...	...	...	...	...	...	...	...	...	...	...	...	...	...	...	...	
5	Admissions	291	...	...	...	105	4	15	16	3	...	4	2	...	...	...	6	...	6	4	5	3	2	9	33	21	5	...	21	16	10	...	
	Deaths	1	...	...	...	...	...	...	...	...	...	...	...	...	...	...	...	...	...	...	...	...	...	...	...	1	...	...	...	...	...	...	
	Invaliding	18	...	...	...	5	...	...	...	...	...	1	1	...	...	...	...	...	...	...	1	1	...	7	1	...	...	...	...	...	...	...	
6	Admissions	545	...	...	...	117	69	19	45	31	...	19	...	...	1	2	2	18	19	26	...	10	14	29	10	28	2	1	39	58	12	...	
	Deaths	4	...	...	...	...	...	...	...	...	...	...	...	...	1	...	...	...	...	...	...	...	...	...	...	...	...	...	...	...	...	...	
	Invaliding	29	...	...	...	3	...	...	...	3	...	7	...	...	...	...	...	1	3	...	...	3	2	...	2	...	...	...	...	...	...	...	
7	Admissions	1,174	11	...	...	425	20	51	112	36	...	42	5	13	6	6	7	22	2	60	5	35	32	44	2	43	...	...	67	86	31	...	
	Deaths	18	7	...	...	1	...	...	...	...	...	14	1	1	1	...	...	...	...	...	1	1	...	...	...	...	...	...	...	...	...	...	
	Invaliding	55	...	...	...	7	...	5	...	5	...	...	1	2	2	...	...	...	...	...	1	...	...	...	...	...	...	...	...	...	...	...	
8	Admissions	165	...	...	...	1	13	4	1	16	5	...	5	1	2	2	...	21	3	3	2	2	15	...	...	...	12	...	42	11	4	...	
	Deaths	6	...	...	...	1	...	...	...	...	...	...	...	1	2	1	...	...	...	...	...	...	...	...	...	...	...	...	...	...	...	...	
	Invaliding	3	...	...	...	...	...	...	...	...	...	1	...	...	...	...	...	...	...	1	...	...	...	...	...	...	...	...	...	...	...	...	
9	Admissions	788	1	...	...	127	117	32	110	27	...	8	7	5	4	1	5	37	8	29	6	16	32	33	9	30	...	...	46	56	41	...	
	Deaths	11	...	...	...	...	...	...	...	...	...	...	...	1	2	1	...	...	...	...	1	...	...	...	...	...	...	...	...	...	...	...	
	Invaliding	48	...	...	...	7	...	...	...	3	...	11	3	...	1	...	...	1	5	1	...	...	...	...	2	8	2	...	...	1	1	...	...
10	Admissions	257	1	...	...	1	2	88	7	5	8	1	15	...	3	...	...	...	4	4	9	1	1	6	3	...	16	...	...	38	29	15	...
	Deaths	3	...	...	...	...	...	...	...	...	...	...	...	...	2	...	...	...	...	...	...	...	...	...	...	...	...	...	...	...	...	...	
	Invaliding	9	...	...	...	...	...	1	...	...	...	...	2	...	...	...	...	...	...	...	2	...	...	...	...	...	...	...	...	...	...	...	...
11	Admissions	130	...	...	...	5	7	20	2	6	3	...	3	1	1	...	...	...	2	3	7	1	1	5	2	...	7	...	...	17	23	14	...
	Deaths	9	...	...	...	5	...	...	...	...	...	...	...	...	1	...	...	...	...	...	...	...	...	...	...	...	...	...	...	...	...	...	
	Invaliding	6	...	...	...	...	...	...	...	...	...	...	1	1	...	...	...	...	...	...	...	...	...	...	...	...	...	...	...	...	...	...	
12	Admissions	908	...	...	...	6	325	4	27	51	12	1	55	10	3	...	...	...	12	19	27	...	15	41	9	...	33	1	1	113	101	39	...
	Deaths	11	...	...	...	2	...	1	...	...	...	1	...	...	2	...	...	...	...	...	...	...	...	...	...	...	...	...	...	...	...	...	
	Invaliding	20	...	...	...	...	...	2	...	...	...	...	7	2	...	1	...	...	...	...	...	...	...	...	...	...	...	...	...	2	1	...	...
13	Admissions	339	...	...	...	158	...	16	12	7	...	12	2	1	...	7	1	1	4	22	1	3	6	3	2	11	...	...	28	36	6	...	
	Deaths	2	...	...	...	...	...	...	...	...	...	...	...	...	1	...	...	...	...	...	...	...	...	...	...	...	...	...	...	...	...	...	
	Invaliding	11	...	...	...	1	...	3	...	1	...	...	1	2	1	...	...	...	...	...	...	...	...	...	...	...	...	...	...	...	...	...	
14	Admissions	76	...	...	...	15	...	6	6	1	...	3	2	...	...	...	...	...	1	3	6	...	1	1	...	11	...	...	5	11	...	...	
	Deaths	...	...	...	...	...	...	...	...	...	...	...	...	...	...	...	...	...	...	...	...	...	...	...	...	...	...	...	...	...	...	...	
	Invaliding	4	...	...	...	1	...	...	...	...	...	...	1	...	...	...	...	...	...	...	...	...	...	...	...	...	...	...	...	...	...	...	
15	Admissions	73	...	...	...	20	2	4	13	2	...	...	...	1	...	...	...	2	...	1	2	...	...	...	...	...	8	...	10	7	1	...	
	Deaths	1	...	...	...	...	...	1	...	...	...	...	...	...	...	...	...	...	...	...	...	...	...	...	...	...	...	...	...	...	...	...	
	Invaliding	1	...	...	...	...	...	...	...	...	...	...	...	...	...	...	...	...	...	...	...	...	...	...	...	...	...	...	...	...	...	...	
16	Admissions	479	1	...	...	122	39	6	29	24	...	9	3	2	3	...	4	11	5	18	3	7	10	9	2	17	2	4	81	49	16	...	
	Deaths	2	...	...	...	...	...	...	...	...	...	...	...	1	...	...	...	...	...	...	...	...	...	...	...	...	...	...	...	...	...	...	
	Invaliding	1	...	...	...	...	...	...	...	...	...	...	...	...	1	...	...	...	...	...	...	...	...	...	...	...	...	...	...	...	...	...	
Admissions 7,193			40	1	...	20	1969	661	281	579	238	6	3	188	49	54	25	31	39	163	101	301	38	139	271	234	56	273	10	7	597	649	392
Deaths			119	29	...	12	1	7	1	...	...	4	...	...	7	13	5	...	1	...	5	2	3	4	2	7	...	...	...	...	...	...	...
Invaliding			270	...	...	...	36	2	12	...	15	...	...	72	13	6	19	...	...	4	21	4	4	7	3	28	3	2	1	1	10	1	21
DECCAN and NAGPORE.																																	
1	Admissions	209	...	...	...	110	3	10	7	2	...	3	2	1	1	1	...	...	5	2	1	10	12	4	1	10	...	...	4	19	1	...	
	Deaths	3	...	...	...	...	...	...	...	...	...	...	1	...	...	...	...	...	...	...	...	...	...	...	...	...	...	...	...	...	...	...	
	Invaliding	2	...	...	...	2	...	...	...	...	...	...	...	...	...	...	...	...	...	...	...	...	...	...	...	...	...	...	...	...	...	...	...
2	Admissions	177	...	...	...	74	3	5	8	5	...	6	1	...	1	...	1	1	4	4	1	4	10	13	2	8	1	...	6	14	5	1	
	Deaths	3	...	...	...	...	...	...	...	...	...	...	...	...	...	...	...	...	...	...	...	...	...	...	...	...	...	...	...	...	...	...	
	Invaliding	2	...	...	...	1	...	...	...	...	...	...	1	...	...	...	...	...	...	...	...	...	...	...	...	...	...	...	...	...	...	...	
3	Admissions	291	...	...	...	85	9	3	14	11	...	7	...	...	2	1	1	1	2	3	...	8	6	11	...	29	1	...	8	7	4	...	
	Deaths	1	...	...	...	...	...	...	...	...	...	...	...	...	...	...	...	...	...	...	...	...	...	...	...	...	...	...	...	...	...	...	
	Invaliding	7	...	...	...	1	...	...	...	...	...	...	2	...	...	2	...	...	...	...	...	...	...	...	...	...	...	...	...	...	...	...	



## REGIMENTS of the DECCAN

REGIMENTS & BATTERIES, & STATIONS OF 1875.	Date of Arrival in India.	Date of Arrival from Station previously occupied.	Average Strength during 1875.	Admission-rate of 1875 per 1,000 of Strength.	Loss per 1,000	
					By Deaths.	By Invaliding.
4 {1-2nd Regiment, Ahmednagar, with Detachments of } { 256 men at Bombay and 168 at Poona for 6 months ... }	October 1866 ...	January 1874, from Belgaum ...	925	1467.0	10.81	22.70
5 {2-7th Regiment, Poona, with a Detachment of 200 } { men at Baroda for 10 months ... }	November 1873 ...	November 1873, from England ...	895	2165.9	21.83	60.95
6 2-15th Regiment, Poona (10 months)	... March 1875 ...	March 1875, from England ...	698	1216.3	24.36	28.65
7 C. Brig., D Battery, Kirkee	... February 1873 ...	December 1873, from Ahmednagar ...	115	1825.8	38.71	32.26
8 {IV Brig., A Battery, Kirkee, with a Detachment of } { 90 men at Baroda for 4 months ... }	February 1875 ...	February 1875, from England ...	137	2197.1	65.69	21.90
9 IV Brig., E Battery, Kirkee (10 months)	... March 1875 ...	March 1875, from England ...	128	2000.0	31.25	7.81
10 {IX Brig., E Battery, Kirkee, with a Detachment of 68 } { men at Baroda for 10 months ... }	November 1869 ...	April 1875, from Ahmednagar ...	170	1517.6	11.76	11.76
11 Sappers and Miners, Kirkee	... ..	.....	38	263.2	26.32	...
12 IV Brig., C Battery, Belgaum (10 months)	... March 1875 ...	March 1875, from England ...	130	1976.9	30.77	76.92
13 68th Regiment, Belgaum	... April 1870 ...	{ January 1874, from Kurrachee and } { Hyderabad ... }	895	982.1	13.41	21.23
14 C Brig., B Battery, E. H. Art., Secunderabad	... February 1873 ...	February 1873, from England ...	166	1451.8	30.12	72.29
15 IX Brigade, A Battery, Secunderabad	... November 1869 ...	February 1873, from St. Thomas' Mount	158	1229.5	25.32	44.30
16 V Brig., No. 2 Battery, Secunderabad	... January 1867 ...	March 1875, from Rangoon ...	92	956.5	21.74	21.74
17 XX Brig., F Battery, and Head-Quarters, Secunderabad...	... ..	March 1874, from Thayetmyo ...	166	1572.3	30.14	69.24
8 16th Lancers, Secunderabad	... September 1865 ...	January 1872, from Bangalore ...	461	869.8	15.18	56.40
9 76th Regiment, Secunderabad	... January 1864 ...	{ March 1875, from Thayetmyo and } { Toungoo ... }	755	1029.1	19.87	17.22
20 107th Regiment, Secunderabad	... ..	December 1872, from Dum-Dum ...	703	910.4	14.22	55.48
21 XX Brig., E Battery, Kamptee	... ..	February 1874, from Bangalore ...	154	1526.0	12.99	58.44
22 XX Brig., G Battery, Kamptee	... ..	February 1873, from Bangalore ...	163	1558.3	6.13	36.81
23 {44th Regiment, Kamptee, Detachment of 125 men at } { Pachmarhi, not included, is shown in Table XXX... }	November 1871 ...	November 1871, from England ...	780	1568.7	12.61	54.22
REGIMENTS OF THE DECCAN AND NAGPORE			8,020	1408.9	19.45	39.03

## 3.—REGIMENTS of

1 XX Brig., B Battery, Bellary	... ..	February 1874, from Trichinopoly ...	160	675.0	6.25	12.50
2 48th Regiment, Bellary	... March 1872 ...	March 1872, from Malta ...	890	1077.3	12.50	15.91
3 C Brig., C Battery, Bangalore	... February 1873 ...	February 1873, from England ...	170	1711.8	29.41	94.12



and NAGPORE,—(continued).

## CAUSES OF ADMISSIONS INTO HOSPITAL, OF DEATHS IN AND OUT OF HOSPITAL, AND OF THE INVALIDING OF 1875.

Total Admissions and Loss of the Year by Deaths and Invaliding.		CAUSES OF ADMISSIONS INTO HOSPITAL, OF DEATHS IN AND OUT OF HOSPITAL, AND OF THE INVALIDING OF 1875.																															
		Cholera.	Smallpox.	Dysentery.	Enteric Fever.	Intermittent Fever.	Remittent and Continued Fevers.	Rheumatism and Rheumatic Affections.	Primary Venereal Affections.	Secondary Venereal Affections.	Erysipelas.	Scurvy.	Anæmia and Debility.	Phthisis Pulmonalis.	Apoplexy and Stroke.	Epilepsy and other Brain Affections.	Neuralgic Affections.	Delirium Tremens.	Ophthalmia.	Heart Disease and Anæmia.	Tonsillitis, Bronchitis, and Asthma.	Pleurisy and Pneumonia.	Dysentery.	Diarrhoea.	Hepatitis.	Spleen Disease.	Functional derangements of the Digestive System.	Diseases of the Urinary System.	Diseases of the Genitive System.	Abscess and Ulcer.	Injuries and Accidents.	All other Causes.	
4	{ Admissions 1,357 Deaths 10 Invaliding 21	3	...	...	2	491	90	24	136	83	7	...	27	1	1	8	9	11	21	23	43	1	51	20	45	5	54	1	2	62	64	22	
5	{ Admissions 1,919 Deaths 22 Invaliding 64	14	...	...	3	641	341	52	156	32	...	...	16	7	2	3	2	1	19	4	95	8	22	147	23	2	93	4	...	92	111	29	
6	{ Admissions 849 Deaths 17 Invaliding 20	13	...	...	13	253	61	24	93	25	2	...	18	8	...	5	1	8	28	3	45	2	8	29	5	...	23	...	...	76	67	30	
7	{ Admissions 283 Deaths 6 Invaliding 5	1	...	...	81	4	1	14	17	...	...	...	27	1	...	1	...	1	3	...	5	...	20	24	23	4	7	1	...	20	21	7	
8	{ Admissions 301 Deaths 9 Invaliding 3	3	1	...	34	63	8	33	14	...	...	...	7	1	5	...	2	1	2	...	5	1	4	41	3	1	19	...	...	33	10	10	
9	{ Admissions 256 Deaths 4 Invaliding 1	2	...	...	21	83	2	18	8	...	...	...	11	2	1	...	1	1	1	2	11	...	...	26	...	...	17	...	...	21	19	9	
10	{ Admissions 258 Deaths 2 Invaliding 2	3	...	...	1	23	38	14	39	10	...	...	4	...	1	...	...	2	...	13	1	3	24	1	2	14	...	...	...	27	30	8	
11	{ Admissions 10 Deaths 1 Invaliding 1	1	...	...	1	...	1	...	...	...	...	...	...	...	...	...	...	...	...	...	1	...	...	1	2	1	...	...	...	1	1	...	
12	{ Admissions 257 Deaths 4 Invaliding 10	...	...	...	3	16	47	6	8	9	1	...	8	1	...	1	...	...	7	...	12	1	2	23	...	...	22	...	...	37	38	15	
13	{ Admissions 879 Deaths 12 Invaliding 19	1	...	...	123	42	34	143	58	...	...	...	28	6	3	7	2	13	11	16	68	4	20	25	38	7	57	5	3	55	73	37	
14	{ Admissions 241 Deaths 5 Invaliding 12	...	...	...	18	4	21	8	...	...	...	...	4	...	...	...	6	1	2	3	5	1	35	33	31	1	4	...	...	15	33	17	
15	{ Admissions 109 Deaths 4 Invaliding 7	...	...	...	1	27	3	32	14	...	...	...	3	2	...	1	2	1	2	3	10	1	14	26	17	...	8	...	...	14	11	7	
16	{ Admissions 88 Deaths 2 Invaliding 2	...	...	...	3	8	2	16	5	...	...	...	2	...	...	...	1	1	2	2	3	...	11	10	3	...	5	...	...	6	5	3	
17	{ Admissions 261 Deaths 6 Invaliding 10	...	...	...	21	10	8	42	13	...	...	...	2	2	...	...	...	...	2	2	7	...	29	26	39	...	16	...	...	23	14	5	
18	{ Admissions 401 Deaths 7 Invaliding 26	...	...	...	7	23	13	65	33	1	...	...	3	2	3	...	5	4	3	8	14	4	32	26	19	...	22	...	...	41	47	26	
19	{ Admissions 777 Deaths 15 Invaliding 13	1	...	...	4	23	94	33	151	43	...	...	21	3	...	2	4	...	6	7	26	3	66	45	50	1	56	...	...	4	75	56	23
20	{ Admissions 640 Deaths 10 Invaliding 39	...	...	...	5	5	73	12	71	20	...	...	14	11	...	1	1	2	4	...	36	...	38	19	56	...	78	...	...	1	52	97	24
21	{ Admissions 235 Deaths 2 Invaliding 9	...	...	...	1	10	71	3	27	22	...	...	2	3	1	...	5	...	6	5	5	...	9	7	8	...	8	2	...	20	16	4	
22	{ Admissions 254 Deaths 1 Invaliding 6	...	...	...	10	43	8	41	19	1	...	...	3	5	1	...	4	...	3	3	14	...	4	17	12	...	13	...	...	17	25	5	
23	{ Admissions 1,244 Deaths 10 Invaliding 43	1	...	...	2	411	27	22	156	68	...	...	60	10	1	2	6	4	11	22	75	...	7	57	16	2	63	...	1	62	87	65	
	{ Admissions 11,290 Deaths 156 Invaliding 313	41	3	...	34	2450	1178	292	1291	519	12	...	282	68	20	35	52	51	137	114	502	29	397	704	419	29	617	15	11	767	865	365	

## SOUTHERN INDIA.

1	{ Admissions 108 Deaths 1 Invaliding 2	...	...	...	12	6	...	18	6	...	...	...	1	1	...	...	...	1	4	...	1	...	2	2	1	...	21	...	...	15	14	4
2	{ Admissions 948 Deaths 11 Invaliding 14	...	...	...	18	323	19	205	81	...	...	...	6	4	1	1	5	...	6	4	16	...	12	29	27	...	37	...	4	79	56	24
3	{ Admissions 291 Deaths 5 Invaliding 16	...	...	...	21	33	14	35	27	...	...	...	7	1	...	2	2	...	12	...	7	1	28	7	38	...	13	...	...	16	21	6



REGIMENTS of									
REGIMENTS & BATTERIES, & STATIONS OF 1875.				Date of Arrival in India.	Date of Arrival from Station previously occupied.	Average Strength during 1875.	Admission-rate of 1875 per 1,000 of Strength.	Loss per 1,000	
								By Deaths.	By Invaliding.
4	IX Brig., C Battery, R. Art., Bangalore	...	...	November 1869	February 1873, from Kamptee	158	10949	1899	3797
5	XX Brig., D Battery, R. Art., Bangalore	...	...	...	March 1874, from Kamptee	159	9245	629	2516
6	18th Hussars, Bangalore	...	...	September 1864	January 1872, from Secunderabad	412	11432	1214	1699
7	45th Regiment, Bangalore	...	...	June 1863	March 1875, from Rangoon	877	8005	1140	2965
8	V Brig., No. 1 Battery, R. Art., Cannanore	...	...	January 1867	November 1871, from St. Thomas' Mount	85	9294	3529	3529
9	{ 43rd Regiment, Cannanore, with Detachments of 116 men at Calicut and 96 at Mallapooram	...	...	November 1872	November 1872, from England	879	9579	114	4096
10	IX Brig., D Battery, R. Art., Trichinopoly (10 months)	...	...	November 1869	March 1875, from Kirkee	172	11977	3488	6233
11	V Brig., No. 4 Battery, R. Art., St. Thomas' Mount	...	...	November 1867	March 1875, from Toungoo	93	12151	2151	2151
12	XX Brig., A Battery, R. Art., St. Thomas' Mount	...	...	November 1869	November 1869, from England	162	10009	2409	9259
13	XX Brig., C Battery, R. Art., St. Thomas' Mount	...	...	...	February 1873, from Secunderabad	165	14393	2424	6061
14	89th Regiment, Madras	...	...	November 1870	February 1875, from Bangalore	875	9794	1486	4437
REGIMENTS OF SOUTHERN INDIA						5,247	10168	1315	3602
4.—REGIMENTS of									
1	V Brig., No. 5 Battery, R. Art., Rangoon (8 months)	...	...	November 1867	May 1875, from Madras	92	10326	1087	5435
2	VI Brig., No. 7 Battery, R. Art., Rangoon	...	...	...	February 1875, from St. Thomas' Mount	85	8941	2333	2353
3	1-21st Regiment, Rangoon	...	...	March 1869	March 1875, from Madras	862	9408	696	9049
4	V Brig., No. 6 Battery, R. Art., Toungoo	...	...	January 1867	April 1875, from Rangoon	87	15977	6897	5747
5	V Brig., No. 7 Battery, R. Art., Toungoo	...	...	...	February 1875, from Madras	96	15612	5102	2041
6	67th Regiment, Right Wing, Toungoo	...	...	December 1872	January 1874, from Rangoon	412	12597	1456	8981
7	IX Brig., G Battery, R. Art., Thayetmyo	...	...	December 1869	January 1874, from Secunderabad	161	7134	1220	3659
8	67th Regiment, Left Wing, Thayetmyo	...	...	December 1872	January 1874, from Rangoon	507	8591	789	2367
REGIMENTS OF BURMAH AND PEGU						2,397	10147	1387	6372
1	ARMY OF BENGAL	...	...	...	...	37,485	13558	1707	3871
2	ARMY OF MADRAS	...	...	...	...	11,165	10762	1409	4505
3	ARMY OF BOMBAY	...	...	...	...	10,255	13800	2077	4037
4	ARMY OF INDIA	...	...	...	...	58,905	13970	1725	4923



## SOUTHERN INDIA—(continued).

## CAUSES OF ADMISSIONS INTO HOSPITAL, OF DEATHS IN AND OUT OF HOSPITAL, AND OF THE INVALIDING OF 1875.

Total Admissions and Loss of the Year by Deaths and Invaliding.		CAUSES OF ADMISSIONS INTO HOSPITAL, OF DEATHS IN AND OUT OF HOSPITAL, AND OF THE INVALIDING OF 1875.																														
		Cholera.	Smallpox.	Dengue.	Enteric Fever.	Intermittent and Continued Fevers.	Rheumatism and Rheumatic Affections.	Primary Venereal Affections.	Secondary Venereal Affections.	Erysipelas.	Anæmia and Debility.	Phthisis Pulmonalis.	Apoplexy and other Cerebral Affections.	Epilepsy and other Brain Affections.	Neuralgic Affections.	Delirium Tremens.	Ophthalmia.	Heart Disease and Anæmia.	Tussis, Bronchitis, and Asthma.	Pleurisy and Pneumonia.	Dysentery.	Diarrhoea.	Hepatitis.	Spleen Disease.	Functional derangement of the Digestive System.	Diseases of the Urinary System.	Diseases of the Genital System.	Abscess and Ulcer.	Injuries and Accidents.	All other Causes.		
4	Admissions	173	...	...	...	27	13	2	46	4	...	7	...	1	3	...	1	12	...	7	...	7	8	1	...	12	...	1	9	10	2	
	Deaths	3	...	...	...	...	...	...	...	...	...	...	...	1	1	...	...	...	...	...	...	1	...	1	...	...	...	...	...	1	1	
	Invaliding	6	...	...	...	1	...	...	...	...	...	1	...	...	...	...	...	...	...	...	...	...	...	...	...	...	...	...	...	...	...	
5	Admissions	147	...	...	...	27	15	5	29	6	...	2	2	...	1	3	...	4	1	3	...	3	3	5	...	10	1	...	15	14	7	
	Deaths	1	...	...	...	...	...	...	...	...	...	...	...	1	...	...	...	...	...	...	...	...	...	...	...	...	...	...	...	1	...	
	Invaliding	4	...	...	...	...	...	...	...	...	...	...	...	1	...	...	...	...	1	...	...	...	...	...	...	...	...	...	...	...	...	
6	Admissions	471	...	...	...	24	25	37	61	23	...	10	2	2	...	7	...	15	2	20	2	13	11	33	...	24	...	58	80	22		
	Deaths	5	...	...	...	...	...	...	...	...	...	...	...	1	...	...	...	2	1	2	...	13	11	32	...	...	...	...	...	...	...	
	Invaliding	7	...	...	...	...	...	1	...	...	...	...	...	1	...	...	...	...	2	...	...	...	...	6	...	...	...	...	...	...	...	
7	Admissions	702	...	...	...	2	55	22	39	81	46	...	17	9	3	2	6	21	14	22	2	64	21	49	1	98	1	8	37	61	30	
	Deaths	10	...	...	...	...	...	...	...	...	...	...	...	1	...	...	...	3	3	...	...	11	...	...	...	...	...	...	...	4	1	
	Invaliding	26	...	...	...	1	...	...	3	...	3	...	...	...	1	...	...	...	2	...	...	6	...	5	...	1	...	...	...	...	...	
8	Admissions	79	...	...	...	...	...	6	2	7	2	...	...	...	...	2	...	1	1	1	...	9	7	15	...	7	...	...	...	4	6	7
	Deaths	3	...	...	...	...	...	...	...	...	...	...	...	...	...	...	...	1	1	...	...	1	...	...	...	...	...	...	...	1	...	
	Invaliding	3	...	...	...	...	...	...	...	...	...	...	...	...	...	...	...	...	...	...	...	...	...	...	...	...	...	...	...	...	...	
9	Admissions	842	...	...	...	5	28	80	21	116	32	1	28	8	9	6	...	6	64	36	1	61	35	74	...	67	1	...	29	47	37	
	Deaths	1	...	...	...	...	...	...	...	...	...	...	...	...	...	...	...	1	7	2	...	6	...	3	...	...	...	...	...	2	1	
	Invaliding	36	...	...	...	...	...	...	3	...	3	...	...	...	3	...	...	...	...	...	...	6	...	1	...	...	...	...	...	...	...	
10	Admissions	206	...	...	...	4	7	6	11	21	...	6	...	2	...	...	...	8	2	7	1	8	17	18	...	7	...	2	45	22	10	
	Deaths	6	...	...	...	...	...	...	...	...	...	...	...	2	...	...	...	...	1	...	1	...	...	3	...	...	...	...	...	...	...	
	Invaliding	9	...	...	...	...	...	...	...	...	...	1	...	...	...	...	...	...	1	...	...	1	...	...	...	...	...	...	...	...	...	
11	Admissions	113	...	...	...	3	8	4	16	8	...	1	...	...	1	1	1	...	1	9	1	13	9	10	...	12	...	1	5	5	4	
	Deaths	...	...	...	...	...	...	...	...	...	...	...	...	...	...	...	...	...	...	...	...	2	...	...	...	...	...	...	...	...	...	
	Invaliding	2	...	...	...	...	...	1	...	...	...	...	...	...	...	...	...	...	...	...	...	...	...	1	...	...	...	...	...	...	...	
12	Admissions	162	1	...	...	6	10	9	12	10	...	4	1	...	1	2	1	1	3	15	...	2	11	12	...	14	2	...	24	15	6	
	Deaths	4	1	...	...	...	...	...	...	...	...	...	...	...	...	...	...	...	1	...	...	...	...	1	...	...	...	...	...	1	...	
	Invaliding	15	...	...	...	...	...	3	...	...	...	3	1	1	1	...	...	...	1	...	...	1	...	4	...	...	...	...	...	...	...	
13	Admissions	236	...	...	...	10	15	10	39	11	...	5	...	1	2	1	...	7	4	9	1	16	13	14	...	19	1	...	26	26	15	
	Deaths	4	...	...	...	...	...	...	...	...	...	...	...	...	...	...	...	...	...	...	...	2	...	...	...	...	...	...	...	...	...	
	Invaliding	10	...	...	...	...	...	...	2	...	...	2	...	...	1	...	...	...	1	...	...	...	3	...	...	...	...	...	...	...	...	
14	Admissions	857	12	3	...	5	183	32	140	83	...	25	10	6	4	7	...	4	16	33	2	27	16	36	1	43	1	1	102	55	29	
	Deaths	13	2	...	...	...	...	...	...	1	...	...	...	1	...	...	...	...	...	...	...	1	1	2	...	...	...	...	...	2	1	
	Invaliding	39	...	...	...	...	...	3	...	3	...	9	6	1	...	...	...	...	6	2	...	2	...	4	...	...	...	...	2	...	1	
Total	Admissions	5,335	5	3	...	7	240	746	191	788	360	1	120	38	13	27	38	10	101	112	186	11	265	189	333	2	384	7	17	514	432	194
	Deaths	49	5	...	...	...	...	...	...	...	...	...	...	6	6	2	...	...	12	5	1	19	7	1	9	...	2	...	...	13	2	
	Invaliding	189	...	...	...	2	...	17	1	21	...	...	25	15	2	8	1	...	1	19	...	...	36	...	...	...	...	...	...	...	...	

## BURMAH and PEGU.

1	{ Admissions 95 Deaths 1 Invaliding 5	...	...	...	...	3	2	1	12	6	1	...	2	...	...	...	4	...	3	3	...	4	4	10	...	10	...	...	11	14	5	
2	{ Admissions 76 Deaths 2 Invaliding 2	...	...	...	...	2	7	3	6	2	...	1	...	1	...	...	2	...	1	...	...	6	3	3	...	6	1	...	16	12	5	
3	{ Admissions 811 Deaths 6 Invaliding 78	...	...	...	...	1	34	44	26	135	49	...	34	10	...	1	3	10	7	17	39	3	74	22	47	2	73	4	1	60	76	38
4	{ Admissions 139 Deaths 6 Invaliding 5	...	...	...	...	1	3	16	4	5	4	...	2	1	...	...	2	...	1	5	...	12	18	18	...	13	...	...	18	7	8	
5	{ Admissions 153 Deaths 5 Invaliding 2	...	...	...	...	3	24	...	4	10	...	9	...	3	1	...	...	2	3	...	17	23	13	...	4	...	...	17	13	7		
6	{ Admissions 519 Deaths 6 Invaliding 37	...	...	...	...	8	21	9	8	39	1	...	20	16	...	4	2	3	6	21	23	6	101	49	52	...	55	1	1	24	36	22
7	{ Admissions 117 Deaths 2 Invaliding 6	...	...	...	...	9	6	1	9	2	...	8	1	1	...	...	2	1	5	3	...	2	1	7	...	18	...	...	17	17	7	
8	{ Admissions 431 Deaths 4 Invaliding 12	...	...	...	...	2	3	81	16	48	17	...	3	3	1	...	1	1	15	24	1	26	22	52	...	16	1	...	38	32	28	
9	{ Admissions 2,341 Deaths 32 Invaliding 147	1	1	...	4	65	201	69	227	129	2	...	79	31	3	8	6	34	15	61	100	10	242	133	202	2	195	7	2	201	207	139

1	Admissions 50,822 Deaths 649 Invaliding 1,451	207	9	43	106	12558	5850	2322	6123	1866	116	2	872	300	143	266	286	90	754	814	2748	275	1028	2241	1461	339	1786	75	39	3086	3895	1482
2	Admissions 12,016 Deaths 163 Invaliding 503*	7	5	...	23	802	1341	359	1647	734	5	...	319	107	22	49	77	47	157	231	481	39	152	579	786	8	852	16	25	1040	1000	493
3	Admissions 14,152 Deaths 213 Invaliding 416	80	3	...	42	3922	1345	465	1248	512	16	...	3350	70	68	54	40	68	259	160	443	58	291	709	402	81	617	23	12	1039	1114	448
4	Admissions 76,990 Deaths 1,016 Invaliding 2,370	294	17	43	171	17282	8636	3140	9018	3052	137	...	5164	477	213	361	413	205	1170	1205	3872	293	2071	3529	2049	428	3255	114	76	5165	5639	2425

\* One invalid from Head-Quarters V Brigade omitted.



# EUROPEAN TROOPS, 1875.

## XXXII.

TABLE showing the NUMBER of DAYS spent in HOSPITAL by the MEN of each REGIMENT.

BENGAL PRESIDENCY.									
STATIONS.	Corps.	Average Strength for the Year.	Aggregate of the Number of Days spent in Hospital.	Average Number of Days per Man.	STATIONS.	Corps.	Average Strength for the Year.	Aggregate of the Number of Days spent in Hospital.	Average Number of Days per Man.
FORT WILLIAM ...	V Brigade, No. 3 Battery ...	74	1,782	23.4	UMBALLA ...	A Brigade, A Battery ...	157	2,640	16.8
	13rd Regiment ...	788	11,791	14.8		A Brigade, C Battery ...	156	2,555	16.4
DUM-DUM, BAR- ACKPORE, AND HAZARIBAGH ...	62nd Regiment ...	876	11,817	13.5		11th Hussars ...	448	7,895	17.6
						4th Rifle Brigade ...	935	16,826	18.0
BARRACKPORE ...	XI Brigade, A Battery ...	158	4,446	28.1	JULLUNDUR ...	VIII Brigade, A Battery ...	160	3,594	22.5
	XI Brigade, B Battery ...	169	4,421	27.6		81st Regiment ...	869	16,392	18.9
DINAPORE ...	XI Brigade, C Battery ...	162	4,737	29.2	FEROZPORE ...	VIII Brigade, E Battery ...	138	3,289	23.8
	109th Regiment ...	929	19,519	21.0		XIII Brigade, 5 Battery ...	74	855	11.6
BENARES ...	XI Brigade, D Battery ...	167	3,839	22.9		2-12th Regiment ...	872	12,989	14.9
	1-18th Regiment, Wing ...	375	12,992	34.6	MOOLTAN ...	VIII Brigade, C Battery ...	147	3,955	26.9
FYSAHAD ...	XIX Brigade, D Battery ...	151	3,675	24.3		82nd Regiment ...	876	18,844	21.5
	51st Regiment ...	895	19,863	22.2	SEALKOT ...	A Brigade, D Battery ...	149	3,016	20.2
LUCKNOW ...	A Brigade, B Battery ...	142	2,788	19.6		9th Lancers ...	459	9,968	21.7
	XIX Brigade, G Battery ...	165	3,389	20.4		1-6th Regiment ...	918	26,147	28.5
	XXIII Brigade, 7 Battery ...	89	1,656	18.6	AMRITSAR AND GO- VINDGARH ...	XXIII Brigade, 3 Battery ...	89	1,629	18.3
	13th Hussars ...	454	13,983	30.8					
	49th Regiment ...	899	19,593	21.8	MEEHAN MEER ...	F Brigade, A Battery ...	147	2,861	19.5
	65th Regiment ...	906	17,538	19.4		VIII Brigade, D Battery ...	159	3,057	20.4
SITAPUR ...	XIX Brigade, E Battery ...	145	2,788	19.2		XIII Brigade, 2 Battery ...	88	1,498	16.7
	1-14th Regiment, Wing ...	471	12,643	26.8		2-1st Regiment ...	915	27,970	30.6
CANNING ...	XIX Brigade, F Battery ...	155	3,945	19.6	RAWAL PINDI ...	F Brigade, F Battery ...	159	1,873	12.5
	73rd Regiment ...	892	23,088	25.9		VIII Brigade, H Battery ...	159	3,170	21.1
ALLAHABAD ...	XI Brigade, E Battery ...	168	6,448	38.8		4th Hussars ...	432	6,474	14.3
	XXIII Brigade, 6 Battery ...	94	2,649	28.2		2-4th Regiment ...	861	14,863	17.3
	1-5th Regiment ...	889	13,739	15.5	CAMPBELLPORE ...	F Brigade, B Battery ...	152	1,961	12.2
SHANJAHANPUR ...	2-22nd Regiment, Wing ...	373	6,743	18.1	ATTOCK ...	XIII Brigade, 3 Battery ...	81	1,961	23.0
BAREILLY ...	XIX Brigade, C Battery ...	148	2,434	16.4	NOWSHERA ...	72nd Regiment ...	858	15,132	17.6
BAREILLY AND MORADABAD ...	1-18th Regiment ...	908	13,791	15.2	PESHAWAR ...	F Brigade, C Battery ...	159	2,796	18.6
ROORKEE ...	55th Regiment, Wing ...	405	6,883	17.0		VIII Brigade, G Battery ...	151	2,496	16.5
MEERUT ...	C Brigade, A Battery ...	168	3,157	18.8		XIII Brigade, 4 Battery ...	82	3,109	37.9
	F Brigade, E Battery ...	148	3,078	20.8		1-17th Regiment ...	884	21,937	24.8
	VIII Brigade, B Battery ...	142	2,584	18.2		70th Regiment ...	883	30,472	34.5
	VIII Brigade, F Battery ...	153	2,914	19.0	DARJEELING ...	XIII Brigade, 7 Battery ...	83	996	10.4
	15th Hussars ...	472	12,011	25.4					
	85th Regiment ...	859	20,170	23.5	RANIKHET ...	2-19th Regiment ...	897	18,821	21.0
DELHI ...	XXIII Brigade, 2 Battery ...	91	2,681	29.5		2-22nd Regiment, Wing ...	456	7,819	14.1
	55th Regiment, Wing ...	431	9,643	22.4	CHAKRATA ...	1-8th Regiment ...	889	13,061	14.7
MUTTRA ...	10th Hussars ...	462	8,286	17.9	DAGSHAI ...	39th Regiment ...	930	16,790	18.1
AGRA ...	XIX Brigade, A Battery ...	161	3,474	21.6	SURATHRU ...	36th Regiment ...	676	8,985*	13.3
	XXIII Brigade, 5 Battery ...	78	1,489	19.1	JUTOGH ...	XIII Brigade, 6 Battery ...	92	1,839	20.0
	59th Regiment ...	940	20,170	21.5	MURREE HILLS ...	XIII Brigade, 1 Battery ...	89	969	10.9
MORAN ...	A Brigade, E Battery ...	149	2,726	18.3		2-6th Regiment ...	997	10,259	11.3
	XIX Brigade, B Battery ...	163	3,201	19.6					
	XXIII Brigade, 1 Battery ...	88	1,451	16.5					
	54th Regiment ...	885	24,897	28.1					
FORTRESS GWALIOR ...	XXIII Brigade, 4 Battery ...	87	1,936	22.3					
FORTRESS GWALIOR, JHANSI AND NOW- GONG ...	63rd Regiment ...	858	14,974	17.5					
NOWGONG ...	XI Brigade, G Battery ...	160	3,384	21.1					
SATGON ...	XI Brigade, F Battery ...	158	3,110	19.7					
JURDULPORE ...	1-11th Regiment ...	876	13,967	15.6					

\* Taken from the Weekly Returns.



MADRAS PRESIDENCY.					BOMBAY PRESIDENCY.				
STATIONS.	Corps.	Average Strength for the Year.	Aggregate of the Number of Days spent in Hospital.	Average Number of Days per Man.	STATIONS.	Corps.	Average Strength for the Year.	Aggregate of the Number of Days spent in Hospital.	Average Number of Days per Man.
SECUNDERABAD ...	C Brigade, B Battery ...	166	4,489	27.0	NASIRABAD ...	IV Brigade, G Battery ...	139	5,526	39.8
...	IX Brigade, A Battery ...	158	3,865	24.5	NASIRABAD AND ...	106th Regiment ...	869	14,187	16.3
...	V Brigade, No. 2 Battery ...	92	1,223	13.3	NEEMUCH ...	IX Brigade, F Battery ...	168	4,303	25.6
...	XX Brigade, F Battery ...	159	5,048	31.7	MHOW ...	VI Brigade, No. 2 Battery ...	84	2,676	31.9
...	10th Lancers ...	461	8,019	17.4	...	C Brigade, E Battery ...	153	4,425	28.9
...	76th Regiment ...	755	13,163	17.4	...	3rd Hussars ...	454	9,443	20.8
...	107th Regiment ...	703	11,049	15.7	MHOW AND ASIR- GARH ...	68th Regiment ...	886	26,418	29.8
KAMPTHE ...	XX Brigade, E Battery ...	154	3,139	20.4	DEESA ...	IV Brigade, B Battery ...	141	2,629	18.6
...	XX Brigade, G Battery ...	163	3,646	22.4	DEESA, AHMEDA- BAD, AND MOUNT AROD ...	83rd Regiment ...	900	13,853	15.4
KAMPTHE AND PACHMARHI ...	44th Regiment ...	793	17,170	21.7	...	IV Brigade, F Battery ...	147	2,775	18.9
BELLARY ...	XX Brigade, B Battery ...	169	2,179	13.6	KURACHUR ...	IV Brigade, D Battery ...	132	2,233	16.9
...	48th Regiment ...	889	19,290	29.8	KURACHUR AND HYDERABAD ...	56th Regiment ...	881	12,867	14.6
BANGALORE ...	C Brigade, C Battery ...	170	7,499	44.1	HYDERABAD ...	IX Brigade, B Battery ...	171	3,469	20.3
...	IX Brigade, C Battery ...	158	4,183	26.5	ADEN ...	VI Brigade, No. 1 Battery ...	83	929	11.1
...	XX Brigade, D Battery ...	159	2,924	18.4	...	VI Brigade, No. 6 Battery ...	78	1,176	15.1
...	18th Hussars ...	412	9,180	22.3	...	2-25th Regiment ...	557	7,302	13.1
...	46th Regiment ...	877	13,538	15.4	BOMBAY ...	VI Brigade, No. 3 Battery ...	81	2,623	32.4
CANNANORE ...	V Brigade, No. 1 Battery ...	85	1,686	19.8	...	VI Brigade, No. 4 Battery ...	83	2,259	27.1
CANNANORE, MAL- LIAPOORUM, AND CALICUT ...	43rd Regiment ...	879	16,483	18.8	...	VI Brigade, No. 5 Battery ...	83	2,209	26.5
TRICHINOPOLY ...	IX Brigade, D Battery ...	172	4,631	26.9	AHMEDNAGAR, BOMBAY, AND POONA ...	1-2nd Regiment ...	935	16,265	17.5
St. THOMAS' MOUNT ...	V Brigade, No. 4 Battery ...	93	1,153	12.4	...	2-7th Regiment ...	886	23,377	26.4
...	XX Brigade, A Battery ...	162	3,285	20.3	POONA ...	2-15th Regiment ...	698	11,152	16.0
...	XX Brigade, C Battery ...	165	4,533	27.5	KIRKEE ...	C Brigade, D Battery ...	155	3,786	24.4
MADRAS ...	89th Regiment ...	875	20,024	22.9	...	IV Brigade, A Battery ...	137	2,814	20.5
RANGOON ...	V Brigade, No. 5 Battery ...	92	1,564	17.3	...	IV Brigade, E Battery ...	128	2,115	16.5
...	VI Brigade, No. 7 Battery ...	85	1,207	14.9	...	Sappers and Miners ...	38	69	1.8
...	1-21st Regiment ...	892	15,509	18.1	KIRKEE AND BARODA ...	IX Brigade, E Battery ...	179	3,095	17.7
TOUNGOO ...	V Brigade, No. 6 Battery ...	87	2,332	26.8	...	IV Brigade, C Battery ...	139	3,660	28.2
...	V Brigade, No. 7 Battery ...	98	2,601	27.2	...	69th Regiment ...	895	16,320	18.2
...	67th Regiment, Wing ...	412	11,815	28.7					
THAYETMYO ...	IX Brigade, G Battery ...	164	2,646	16.1					
...	67th Regiment, Wing ...	507	5,782	11.4					
Aggregate of Hospital Diets (Days in Hospital) derived from the Weekly Returns of 1875 ...					Army of Bengal ... 781,014				
...					" " Madras ... 228,381				
...					" " Bombay ... 199,598				
...					ARMY OF INDIA ... 1,208,993				
Aggregate Number of Days spent in Hospital derived from the Annual Returns, contained in this Table ...					Army of Bengal ... 762,248				
...					" " Madras ... 224,357				
...					" " Bombay ... 203,769				
...					ARMY OF INDIA ... 1,190,374				
Regiments which spent less than three months in India during the year are not included in the above Statement, and it is probable that, in some instances, the time spent in Hospital by men at Convalescent Depôts and elsewhere has been left out in making up the Annual Returns.									

EUROPEAN TROOPS, 1875.

## XXIII.

*DISTRIBUTION of the EUROPEAN ARMY of the BENGAL PRESIDENCY on 25th June 1875.*

STRENGTH OF THE ARMY OF BENGAL ON 25TH JUNE 1875 ... 37,116.					
	STATION.	STRENGTH.		STATION.	STRENGTH.
<b>ARTILLERY.</b>					
A Horse Brigade, Head-Quarters	Umballa	7			
A Battery	Umballa	123			
B "	Lucknow	152			
C "	Umballa	129			
D "	Sialkot	139			
E "	Morar	134			
C Horse Brigade, A Battery	Meerut	137			
F Horse Brigade, Head-Quarters	Peshawar	4			
A Battery	Meeran Meer	144			
B "	Campbellpore	140			
C "	Peshawar	110			
E "	Meerut	142			
F "	Rawalpindi	123			
5th Brigade, 3 Battery	Fort William	80			
8th Brigade, Head-Quarters	Meerut	7			
A Battery	Jullundur	130			
B "	Meerut	131			
C "	Mooltan	127			
D "	Meeran Meer	136			
E "	Ferozepore	135			
F "	Meerut	138			
G "	Peshawar	106			
H "	Rawalpindi	121			
11th Brigade, Head-Quarters	Barrackpore	7			
A Battery	Barrackpore	150			
B "	Barrackpore	148			
C "	Dinapore	151			
D "	Benares	149			
E "	Allahabad	163			
F "	Saugor	147			
G "	Nongong	165			
13th Brigade, Head-Quarters	Meeran Meer	4			
1 Battery	Murree Hills	84			
" " Detachment	Meeran Meer	52			
3 "	Fort Lahore	21			
4 "	Attock	68			
5 "	Peshawar	59			
6 "	Ferozepore	76			
7 "	Juteogh	91			
14th Brigade, Head-Quarters	Darjeeling	82			
A Battery	Lucknow	8			
B "	Agra	158			
C "	Morar	147			
D "	Bareilly	135			
E "	Fyzabad	151			
F "	Sitapur	138			
G "	Cawnpore	141			
23rd Brigade, Head-Quarters	Lucknow	157			
1 Battery	Morar	7			
2 "	Morar	82			
3 "	Delhi	78			
4 "	Amritsar	78			
5 "	Fortress Gwalior	81			
6 "	Agra	77			
7 "	Allahabad	85			
Sappers and Miners, (41st Co. Royal Engineers.)	Lucknow	69			
	Roorkee	45			
<b>CAVALEY.</b>					
4th Hussars	Rawalpindi	329			
9th Lancers	Sialkot	452			
10th Hussars	Muttra	383			
11th "	Umballa	420			
13th "	Lucknow	320			
15th "	Meerut	404			
			<b>INFANTRY.</b>		
			1st Regiment, 2nd Battalion		
			Meeran Meer		
			Fort Lahore		
			Fort William		
			Allahabad		
			Allahabad Fort		
			Sialkot		
			Amritsar		
			Govindgarh		
			Dalhousie		
			Chakrata		
			Rawal Pindi		
			Jubbulpore		
			Saugor		
			Ferozepore		
			Benares		
			Sitapur		
			Peshawar		
			Bareilly		
			Moradabad		
			Ranikhet		
			Ranikhet		
			Ranikhet		
			Shahjahanpur		
			Subathu		
			Dagshai		
			Lucknow		
			Fyzabad		
			Morar		
			Roorkhee		
			Delhi		
			Agra		
			Murree Hills		
			Dam-Dum		
			Barrackpore		
			Hazaribagh		
			Jhansi		
			Fortress Gwalior		
			Nongong		
			Lucknow		
			Peshawar		
			Nowshera		
			Cherat		
			Attock		
			Campbellpore		
			Cawnpore		
			Jullundur		
			Dharmasala		
			Kangra		
			Meerut		
			Fatehgarh		
			Mooltan		
			Dera Ismail Khan		
			Dinapore		
			Chunar		
			Umballa		
			Solon		
			Cherat		
			Dag		



*DISTRIBUTION of the EUROPEAN ARMY of MADRAS and BOMBAY on 25th June 1875.*

STRENGTH OF THE ARMY OF MADRAS ON 25th JUNE 1875 ... 11,114.			STRENGTH OF THE ARMY OF BOMBAY ON 25th JUNE 1875 ... 10,438.		
	STATION.	STRENGTH.		STATION.	STRENGTH.
<b>ARTILLERY.</b>			<b>ARTILLERY.</b>		
C Horse Brigade, Head-Quarters	Bangalore	11	C Horse Brigade, D Battery	Kirkee	145
B Battery	Secunderabad	156	E "	Mhow	139
C "	Bangalore	150	4th Brigade, A Battery	Kirkee	153
5th Brigade, Head-Quarters	St. Thomas' Mount	9	B "	Deesa	153
1 Battery	Cannanore	65	C "	Belgaum	157
2 "	Secunderabad	90	D "	Kurrachee	160
4 "	St. Thomas' Mount	62	E "	Kirkee	171
5 "	Rangoon	68	F "	Ahmedabad	172
6 "	Toungoo	89	G "	Nasirabad	146
7 "	Toungoo	79	6th Brigade, 1 Battery	Aden	84
6th Brigade, 7 Battery	Rangoon	43	2 "	Mhow	89
"	Thayetmyo	41	3 "	Bombay	86
9th Brigade, A "	Secunderabad	145	4 "	Bombay	83
C "	Bangalore	144	5 "	Bombay	89
D "	Trichinopoly	154	6 "	Aden	79
G "	Thayetmyo	158	9th Brigade, Head-Quarters	Kirkee	10
20th Brigade, Head-Quarters	Secunderabad	13	B Battery	Hyderabad	155
A Battery	St. Thomas' Mount	149	E "	Kirkee	84
B "	Bellary	155	" "	Baroda	73
C "	St. Thomas' Mount	145	F "	Necmouch	169
D "	Bangalore	148	Sappers and Miners	Kirkee	38
E "	Kamptee	146			
F "	Secunderabad	153			
G "	Kamptee	154			
<b>CAVALRY.</b>			<b>CAVALRY.</b>		
16th Lancers	Secunderabad	402	3rd Hussars	Mhow	419
18th Hussars	Bangalore	408			
<b>INFANTRY.</b>			<b>INFANTRY.</b>		
21st Regiment, 1st Battalion	Rangoon	618	2nd Regiment, 1st Battalion	Poona	185
" "	Bassein	56	" "	Ahmednagar	342
" "	Marching	84	" "	Bombay	297
43rd "	Cannanore	543	" "	Satara	162
" "	Mallapooram	109	7th " 2nd Battalion	Poona	625
" "	Calicut	99	" "	Baroda	213
44th "	Kamptee	715	" "	Marching	91
" "	Sectabuldee	46	15th "	Poona	885
45th "	Bangalore	835	25th "	Aden	581
48th "	Bellary	768	56th "	Kurrachee	585
67th "	Thayetmyo	496	" "	Hyderabad	267
" "	Toungoo	356	69th "	Belgaum	875
70th "	Secunderabad	671	68th "	Mhow	628
89th "	Madras	443	" "	Indore	96
" "	Port Blair	135	" "	Asirgarh	101
" "	Trichinopoly	161	83rd "	Deesa	556
107th "	Secunderabad	623	" "	Mount Aboo	202
General Detachments	Madras	43	" "	Ahmedabad	109
Hill Stations and Depôts			" "	Nasirabad	491
" "	Pachmarhi	148	" "	Necmouch	297
" "	Wellington	609	" "	Mount Aboo	8
" "	Ramandroog	51	" "	Ghizree	22
" "	Poonamallee	195	" "	Taragarh	75
			" "	Purandhar	71
			" "	Deolali	22
			" "	Colaba	15

# STATE OF NEW YORK

1890		1891		1892		1893		1894		1895		1896		1897		1898		1899		1900	
Year	Month	Year	Month	Year	Month	Year	Month	Year	Month	Year	Month	Year	Month	Year	Month	Year	Month	Year	Month	Year	Month
1890	Jan	1891	Jan	1892	Jan	1893	Jan	1894	Jan	1895	Jan	1896	Jan	1897	Jan	1898	Jan	1899	Jan	1900	Jan
1890	Feb	1891	Feb	1892	Feb	1893	Feb	1894	Feb	1895	Feb	1896	Feb	1897	Feb	1898	Feb	1899	Feb	1900	Feb
1890	Mar	1891	Mar	1892	Mar	1893	Mar	1894	Mar	1895	Mar	1896	Mar	1897	Mar	1898	Mar	1899	Mar	1900	Mar
1890	Apr	1891	Apr	1892	Apr	1893	Apr	1894	Apr	1895	Apr	1896	Apr	1897	Apr	1898	Apr	1899	Apr	1900	Apr
1890	May	1891	May	1892	May	1893	May	1894	May	1895	May	1896	May	1897	May	1898	May	1899	May	1900	May
1890	Jun	1891	Jun	1892	Jun	1893	Jun	1894	Jun	1895	Jun	1896	Jun	1897	Jun	1898	Jun	1899	Jun	1900	Jun
1890	Jul	1891	Jul	1892	Jul	1893	Jul	1894	Jul	1895	Jul	1896	Jul	1897	Jul	1898	Jul	1899	Jul	1900	Jul
1890	Aug	1891	Aug	1892	Aug	1893	Aug	1894	Aug	1895	Aug	1896	Aug	1897	Aug	1898	Aug	1899	Aug	1900	Aug
1890	Sep	1891	Sep	1892	Sep	1893	Sep	1894	Sep	1895	Sep	1896	Sep	1897	Sep	1898	Sep	1899	Sep	1900	Sep
1890	Oct	1891	Oct	1892	Oct	1893	Oct	1894	Oct	1895	Oct	1896	Oct	1897	Oct	1898	Oct	1899	Oct	1900	Oct
1890	Nov	1891	Nov	1892	Nov	1893	Nov	1894	Nov	1895	Nov	1896	Nov	1897	Nov	1898	Nov	1899	Nov	1900	Nov
1890	Dec	1891	Dec	1892	Dec	1893	Dec	1894	Dec	1895	Dec	1896	Dec	1897	Dec	1898	Dec	1899	Dec	1900	Dec



**WOMEN AND CHILDREN OF EUROPEAN  
REGIMENTS, 1875.**

# WOMEN AND CHILDREN OF EUROPEAN REGIMENTS, 1875.

## I.

TABLE showing the SICKNESS and MORTALITY among the WOMEN of the EUROPEAN REGIMENTS composing the ARMY of INDIA, during the Year 1875, and the prevalence of the principal Diseases in each Month of the Year.

MONTHS.	Average Strength.	Average Number Daily Sick.	Number Daily Sick per 1,000 of Strength.	Number of Deaths in each Month.	Death-rate of the Year per 1,000 of Strength.	CAUSES OF DEATHS.														
						Cholera.	Smallpox.	Enteric Fever.	Fever, Intermittent.	Fever, Remittent and Continued.	Apoplexy.	Dysentery.	Diarrhoea.	Hepatitis.	Pneumonia Pulmonalis.	Respiratory Diseases.	Heart Diseases.	Atrophy and Anæmia.	Childbirth and Abortion.	All other Causes.
January	6,504	200	31.7	11	...	...	...	...	...	...	...	...	2	1	1	1	...	...	4	3
February	6,471	178	27.5	3	...	...	...	...	...	...	...	...	1	...	...	...	1	...	...	...
March	6,468	203	31.4	11	...	...	...	2	...	...	...	...	1	...	3	1	...	...	4	...
April	6,385	224	35.1	9	...	...	...	...	...	1	...	...	1	...	1	1	...	...	1	...
May	6,344	264	41.6	15	...	...	...	1	1	1	...	...	3	...	1	1	1	1	1	...
June	6,356	298	46.9	17	...	...	...	1	...	...	4	1	3	...	...	...	...	...	1	...
July	6,346	308	48.5	14	...	5	...	1	...	...	...	1	1	...	...	...	1	...	1	...
August	6,331	344	54.3	20	...	10	...	...	1	1	...	4	1	...	...	1	...	1	1	...
September	6,335	367	57.9	24	...	12	...	...	...	4	...	3	...	1	1	...	...	2	1	...
October	6,256	397	63.5	17	...	4	...	1	...	2	...	3	1	...	3	1	...	1	1	...
November	6,317	280	44.3	13	...	1	...	...	...	1	...	1	...	1	1	1	...	1	4	...
December	6,105	169	27.7	11	...	2	...	...	...	3	...	...	2	2	...	...	...	...	1	1
						34	...	7	2	20	5	14	10	7	14	7	3	6	21	14
Died per 1,000 of Strength.																				
For the year	6,335	250	40.9	164	25.89	5.37	...	4.58	...	7.9	2.21	1.58	1.10	2.21	1.10	.47	.95	3.31	2.21	...

CAUSES OF ADMISSIONS.	NUMBER OF ADMISSIONS INTO HOSPITAL IN EACH MONTH.												Total Admitted during the Year.	Admitted per 1,000 of Strength.	Died out of each hundred treated.
	Jan.	Feb.	March.	April.	May.	June.	July.	Aug.	Sept.	Oct.	Nov.	Dec.			
Cholera	...	...	...	...	...	2	13	10	16	7	2	1	51	8.1	66.67
Smallpox	...	...	...	...	1	...	...	...	...	...	...	1	2	3	...
Dengue	...	...	...	...	...	...	...	...	...	2	...	...	7	3	...
Enteric Fever	1	1	2	1	3	1	1	2	...	1	...	...	13	2.1	53.85
Intermittent Fevers	63	37	68	70	87	129	90	131	139	160	155	72	1,201	189.6	17
Remittent and Continued Fevers	14	19	29	55	52	118	67	66	63	51	44	28	696	95.7	3.30
Apoplexy	...	...	...	...	2	6	3	...	...	2	...	...	13	2.1	38.46
Dysentery	10	8	12	23	9	18	16	32	27	11	20	5	191	30.1	7.33
Diarrhoea	13	13	30	29	25	33	59	78	74	32	30	16	432	68.2	2.31
Hepatitis	9	11	3	10	11	17	9	10	9	7	12	12	129	18.9	5.83
Spleen Disease	3	...	2	2	...	3	1	1	4	6	1	2	25	3.9	...
Respiratory Diseases	18	9	28	21	10	6	17	15	9	12	22	9	175	27.6	4.00
Pneumonia Pulmonalis	3	4	6	8	10	4	4	9	5	4	6	4	67	10.6	20.90
Debility and Anæmia	63	62	139	131	132	141	169	182	157	96	102	65	1,429	225.6	.42
Rheumatism	8	9	7	6	11	13	9	14	6	8	9	8	108	17.0	...
Eye Diseases	7	4	7	21	24	24	45	71	64	47	27	6	347	54.8	...
Childbirth	...	...	...	...	...	...	...	...	...	...	...	...	...	...	...
Abortion	7	7	14	14	14	18	8	9	13	3	10	9	126	19.9	...
Diseases peculiar to Women	17	16	30	27	24	30	25	30	26	15	21	9	270	42.6	...
Abscess and Ulcer	17	5	10	13	20	21	17	14	10	18	6	4	155	24.5	...
Injuries	4	5	5	3	9	4	4	9	3	2	7	4	69	9.3	...
All other Causes	58	41	62	57	49	83	63	99	68	49	52	42	723	114.1	191*
	315	251	454	491	493	670	600	782	693	533	526	297	6,115		
Admitted per 1,000 of the Average Strength in each Month.															
	50.0	38.8	70.2	76.9	77.7	105.4	94.5	123.5	109.4	85.2	83.3	48.6	963.3		

\* This ratio includes all causes not named both in the Admission and likewise in the Death columns.



# WOMEN AND CHILDREN OF EUROPEAN REGIMENTS, 1875.

## II.

TABLE showing the SICKNESS and MORTALITY among the CHILDREN of the EUROPEAN REGIMENTS composing the ARMY of INDIA, during the Year 1875, and the prevalence of the principal Diseases in each Month of the Year.

MONTHS.	Average Strength.	Average Number Daily Sick.	Number Daily Sick per 1,000 of Strength.	Number of Deaths in each Month.	Death-rate of each Month per 1,000 of Strength.	CAUSES OF DEATHS.																			
						Cholera.	Smallpox.	Measles.	Whooping Cough.	Scarlet Fever.	Enteric Fever.	Intermittent Fevers.	Remittent and Continued Fevers.	Apoplexy.	Dentition.	Convulsions.	Meningitis and Hydrocephalus.	Tuberculous.	Phthisis Pulmonalis.	Dysentery.	Diarrhoea.	Anaemia and Atrophy.	Bronchitis and Pneumonia.	Croup and Diphtheria.	All other Causes.
January	12,216	249	20.4	41	3.36	...	...	3	1	...	1	...	1	...	...	0	1	2	...	...	8	5	1	...	6
February	12,642	231	18.5	32	2.53	...	...	4	...	...	...	...	...	...	...	5	1	1	...	...	5	5	...	...	...
March	12,483	296	23.7	71	5.69	...	...	12	1	...	...	...	...	...	...	15	4	2	...	...	11	6	...	...	...
April	12,338	391	31.7	89	7.21	...	...	8	1	...	...	...	...	...	...	10	5	2	...	...	29	12	...	...	...
May	12,269	398	32.5	64	5.22	...	...	6	2	...	...	...	...	...	...	11	4	2	...	...	8	6	...	...	...
June	12,364	425	34.4	83	6.71	...	...	7	2	...	...	...	...	...	...	12	4	2	...	...	15	8	...	...	...
July	12,391	467	37.7	99	7.99	...	...	12	2	...	...	...	...	...	...	16	2	2	...	...	23	10	...	...	...
August	12,434	535	43.0	115	9.25	...	...	1	...	...	...	...	...	...	...	12	2	2	...	...	32	3	...	...	...
September	12,523	523	41.7	99	7.91	...	...	...	...	...	...	...	...	...	...	16	1	4	...	...	26	8	...	...	...
October	12,394	448	36.1	58	4.68	...	...	...	...	...	...	...	...	...	...	12	1	...	...	...	13	8	...	...	...
November	12,376	357	28.8	64	5.17	...	...	...	...	...	...	...	...	...	...	10	3	7	...	...	14	6	...	...	...
December	11,889	227	19.1	47	3.95	...	...	4	...	...	...	...	...	...	...	9	1	5	...	...	4	9	...	...	...
						63	...	49	7	...	1	4	42	12	86	137	25	29	...	37	179	87	41	25	38
Died per 1,000 of Strength.																									
For the year	12,359	379	30.7	863	69.75	5.10	...	3.96	57	...	.08	3.72	.97	6.96	11.00	2.02	2.35	...	2.29	14.48	7.04	3.32	2.02	3.07	

CAUSES OF ADMISSIONS.	NUMBER OF ADMISSIONS INTO HOSPITAL IN EACH MONTH.												Total Admitted during the Year.	Admitted per 1,000 of Strength.	Died out of each hundred treated.
	Jan.	Feb.	March.	April.	May.	June.	July.	Aug.	Sept.	Oct.	Nov.	Dec.			
Cholera	...	...	...	1	1	2	25	23	24	6	1	...	83	6.7	75.90
Smallpox	...	...	...	...	1	...	...	1	...	...	...	...	2	...	...
Dysentery	...	...	...	...	...	...	...	...	...	...	...	...	...	...	...
Measles	40	85	125	87	86	154	49	22	6	...	9	21	684	55.3	7.16
Whooping Cough	14	14	13	14	15	23	35	7	1	2	1	...	139	11.2	5.04
Scarlet Fever	...	...	...	...	...	...	...	...	...	...	...	...	...	...	...
Enteric Fever	1	...	...	...	2	...	...	1	1	...	...	...	5	...	20.00
Intermittent Fevers	55	29	59	83	74	128	104	137	117	166	192	88	1,232	99.7	32
Remittent and Continued Fevers	43	28	68	82	80	98	85	98	86	96	117	34	915	74.0	4.59
Apoplexy	...	...	...	...	...	...	...	...	...	...	...	...	...	...	...
Dysentery	9	3	22	29	12	28	27	48	41	37	22	18	296	24.0	67.14
Diarrhoea	40	41	145	158	89	88	157	252	124	84	94	35	1,287	104.1	13.91
Hepatitis	...	1	...	1	8	...	...	3	2	2	...	...	...	...	...
Spleen Disease	3	3	2	4	2	2	...	1	4	2	3	2	29	2.3	...
Respiratory Diseases	44	50	63	33	65	54	36	67	56	50	85	33	635	53.0	10.08
Eye Diseases	16	5	64	144	84	75	204	422	311	220	100	41	1,686	136.4	...
Anaemia and Debility	85	69	96	81	91	109	76	97	99	91	85	91	1,061	85.8	8.20
Tubercular Diseases	5	10	3	12	10	6	5	9	13	2	11	7	93	7.5	31.18
Meningitis and Hydrocephalus	1	3	5	9	4	5	4	...	2	2	2	2	39	3.2	64.10
Convulsions	9	8	15	17	14	16	25	13	22	19	17	11	186	15.0	73.66
Dentition	16	17	50	49	46	77	47	66	41	25	37	22	493	39.9	17.44
Abscess and Ulcer	8	8	12	15	30	32	19	25	11	11	13	7	191	15.5	...
Injuries	14	6	19	17	12	14	13	24	21	14	15	6	175	14.2	...
All other Causes	37	63	70	43	52	49	32	42	41	39	43	22	533	43.1	1.44
	440	443	833	862	769	955	945	1,360	1,024	890	859	461	9,822		
Admitted per 1,000 of the Average Strength in each Month.															
	36.9	35.0	66.7	69.9	62.7	77.2	76.3	109.4	81.8	71.0	68.7	38.8	794.7		



# WOMEN AND CHILDREN OF EUROPEAN REGIMENTS, 1875.

## III.

TABLE showing the SICKNESS and MORTALITY among the WOMEN of the EUROPEAN REGIMENTS serving in the BENGAL PRESIDENCY during the Year 1875, and the prevalence of the principal Diseases in each Month of the Year.

MONTHS.	Average Strength.	Average Number Daily Sick.	Number Daily Sick per 1,000 of Strength.	Number of Deaths in each Month.	Death-rate of the Year per 1,000 of Strength.	CAUSES OF DEATHS.														
						Cholera.	Smallpox.	Enteric Fever.	Fever, Intermittent.	Fever, Remittent and Continued.	Apoplexy.	Dysentery.	Diarrhea.	Hepatitis.	Phthisis Pulmonalis.	Respiratory Diseases.	Heart Diseases.	Atrophy and Anæmia.	Childbirth and Abortion.	All other Causes.
January	3,776	127	33.6	8	...	...	...	...	...	...	...	...	1	1	...	1	...	...	3	...
February	3,800	112	29.0	1	...	...	...	...	...	...	...	...	1	...	...	1	...	...	1	...
March	3,880	126	32.5	6	...	...	...	1	...	...	...	...	1	...	...	1	...	...	1	...
April	3,736	144	38.5	6	...	...	...	...	...	1	...	...	1	...	...	1	...	...	1	...
May	3,719	172	46.2	5	...	...	...	1	...	...	...	...	3	1	...	1	1	...	1	...
June	3,720	197	53.0	13	...	...	...	...	...	4	4	...	...	...	...	...	...	...	1	...
July	3,709	199	53.7	11	...	4	...	1	...	2	...	...	...	...	...	1	...	...	2	...
August	3,698	224	60.6	13	...	8	...	...	1	1	...	1	...	...	...	1	...	1	...	...
September	3,699	232	62.7	19	...	11	...	...	...	1	...	3	...	...	1	...	...	1	1	...
October	3,653	213	58.3	10	...	2	...	...	...	2	...	2	1	...	1	...	...	1	1	...
November	3,672	165	44.9	13	...	1	...	...	...	1	...	1	...	1	1	1	...	1	4	2
December	3,547	103	29.0	9	...	1	...	...	...	3	...	...	...	1	2	...	...	...	1	1
						27	...	4	1	15	4	7	8	4	8	5	2	5	16	8
Died per 1,000 of Strength.																				
For the year	3,722	170	45.7	114	30.63	7.25	...	1.97	4.39	1.97	1.88	2.15	1.97	2.15	1.94	1.34	1.34	1.34	4.30	2.15

CAUSES OF ADMISSIONS.	NUMBER OF ADMISSIONS INTO HOSPITAL IN EACH MONTH.												Total Admitted during the Year.	Admitted per 1,000 of Strength.	Died out of each hundred treated.
	Jan.	Feb.	March.	April.	May.	June.	July.	Aug.	Sept.	Oct.	Nov.	Dec.			
Cholera	...	...	...	...	...	...	11	8	15	5	1	1	41	11.0	65.95
Smallpox	...	...	...	...	1	...	...	...	...	...	...	1	2	5	...
Dysentery	...	...	...	...	...	...	...	...	...	2	...	...	2	5	...
Enteric Fever	...	1	...	...	2	1	1	...	...	...	...	...	5	1.3	80.00
Intermittent Fevers	42	24	41	53	62	96	66	90	89	112	109	52	896	224.6	72
Remittent and Continued Fevers	8	11	16	47	43	102	50	47	35	39	23	20	441	118.5	3.40
Apoplexy	...	...	...	...	1	5	3	...	...	2	...	...	11	3.0	30.36
Dysentery	5	4	5	11	7	10	10	19	19	10	10	3	113	30.4	61.9
Diarrhoea	8	12	19	22	19	22	43	58	53	23	19	9	307	82.5	2.61
Hepatitis	4	8	1	7	10	10	5	6	3	3	8	8	73	19.6	5.48
Spleen Disease	3	...	...	...	...	...	...	...	...	...	...	...	1	...	...
Respiratory Diseases	12	5	12	13	8	2	9	4	5	5	14	5	94	25.2	5.32
Phthisis Pulmonalis	3	4	3	8	5	3	3	6	3	2	6	4	59	15.4	10.00
Debility and Anæmia	32	43	85	93	93	101	101	113	107	58	57	34	917	246.4	35
Rheumatism	7	5	6	6	7	9	8	10	6	5	7	7	83	22.3	...
Eye Diseases	5	2	5	18	19	19	31	41	46	30	17	3	236	63.4	...
Childbirth	...	...	...	...	...	...	...	...	...	...	...	...	...	...	...
Abortion	6	7	8	7	10	9	5	6	6	1	8	1	74	19.9	...
Diseases peculiar to Women	10	8	13	17	14	16	13	15	18	11	8	2	145	38.9	...
Abscess and Ulcer	9	4	5	7	12	8	10	12	6	10	4	2	89	23.9	...
Injuries	2	3	5	2	5	3	2	7	3	1	5	1	39	10.5	...
All other Causes	34	20	39	31	28	48	40	46	40	32	33	16	497	133.3	98
	190	161	265	343	346	465	411	488	457	356	330	170	3,982		
Admitted per 1,000 of the Average Strength in each Month.															
	50.3	41.7	68.3	91.8	93.0	125.0	110.8	132.0	123.5	97.5	89.9	47.9	1069.9		

See note to Table I.



# WOMEN AND CHILDREN OF EUROPEAN REGIMENTS, 1875.

## IV.

TABLE showing the SICKNESS and MORTALITY among the CHILDREN of the EUROPEAN REGIMENTS serving in the BENGAL PRESIDENCY during the Year 1875, and the prevalence of the principal Diseases in each Month of the Year.

MONTHS.	Average Strength.	Average Number Daily Sick.	Number Daily Sick per 1,000 of Strength.	Number of Deaths in each Month.	Death-rate of each Month per 1,000 of Strength.	CAUSES OF DEATHS.																			
						Cholera.	Smallpox.	Measles.	Whooping Cough.	Scarlet Fever.	Enteric Fever.	Intermittent Fevers.	Remittent and Continued Fevers.	Apoplexy.	Dentition.	Convulsions.	Meningitis and Hydrocephalus.	Tubes Menterica.	Phthisis Pulmonalis.	Dysentery.	Diarrhoea.	Anæmia and Atrophy.	Bronchitis and Pneumonia.	Croup and Diphtheria.	All other Causes.
						51	...	33	6	...	...	3	33	12	45	75	11	15	...	29	117	54	30	14	19
Died per 1,000 of Strength.																									
For the year	7,017	251	35.8	538	76.07	7.27	...	470	86	...	...	5.13	1.71	6.41	10.69	1.67	2.14	...	2.85	16.67	7.70	4.28	2.00	2.71	

CAUSES OF ADMISSIONS.	NUMBER OF ADMISSIONS INTO HOSPITAL IN EACH MONTH.												Total Admitted during the Year.	Admitted per 1,000 of Strength.	Died out of each hundred treated.	
	Jan.	Feb.	March.	April.	May.	June.	July.	Aug.	Sept.	Oct.	Nov.	Dec.				
Cholera	...	...	...	...	1	1	2	24	14	18	6	...	...	66	9.4	77.27
Smallpox	...	...	...	...	...	1	...	...	1	...	...	...	...	2	3	...
Dysentery	...	...	...	...	...	...	...	...	...	...	...	...	...	...	...	...
Measles	27	67	61	37	59	124	38	22	6	...	4	5	...	450	64.1	7.33
Whooping Cough	13	8	9	12	14	29	30	4	1	1	...	...	...	113	16.1	5.31
Scarlet Fever	...	...	...	...	...	...	...	...	...	...	...	...	...	...	...	...
Enteric Fever	1	...	...	...	...	...	...	...	...	...	...	...	...	...	...	...
Intermittent Fevers	31	18	32	61	67	87	58	72	65	97	128	69	...	766	109.2	...
Remittent and Continued Fevers	22	15	44	52	44	68	51	58	53	63	63	18	...	651	78.5	5.99
Apoplexy	...	...	1	3	1	4	1	2	...	2	3	1	...	18	2.6	66.67
Dysentery	4	2	13	13	8	12	15	27	21	30	9	9	...	163	23.2	12.27
Diarrhoea	22	22	73	104	64	52	107	169	94	51	62	21	...	841	119.9	13.91
Hepatitis	...	1	...	1	2	...	...	2	1	1	...	...	...	8	1.1	...
Spleen Disease	3	3	2	3	1	2	1	1	4	2	3	2	...	27	3.8	...
Respiratory Diseases	35	43	47	24	39	26	16	37	43	30	42	33	...	425	60.6	10.35
Eye Diseases	4	1	52	126	73	33	139	225	221	160	52	19	...	1,096	156.2	...
Anæmia and Debility	47	37	59	53	63	61	51	65	52	57	62	54	...	601	84.7	...
Tubercular Diseases	4	6	1	5	7	4	3	4	8	...	4	4	...	50	7.1	30.00
Meningitis and Hydrocephalus	...	1	1	7	2	2	2	...	1	1	1	1	...	19	2.7	57.89
Convulsions	3	7	8	13	7	11	12	5	11	15	8	7	...	107	15.2	70.00
Dentition	7	6	16	22	27	42	18	33	24	17	29	15	...	247	35.2	18.72
Abscess and Ulcer	6	2	7	6	16	14	11	18	9	8	7	4	...	108	15.4	...
Injuries	7	2	12	8	8	9	10	14	12	8	7	2	...	99	14.1	1.18
All other Causes	11	30	28	29	26	39	18	28	24	20	25	12	...	272	38.8	...
	247	271	466	571	529	613	596	801	668	560	591	267	...	6,090		
Admitted per 1,000 of the Average Strength in each Month.																
	34.9	37.4	64.3	82.1	75.3	88.1	85.7	114.6	94.6	81.4	71.0	39.5	...	867.9		



# WOMEN AND CHILDREN OF EUROPEAN REGIMENTS, 1875.

## V.

TABLE showing the SICKNESS and MORTALITY among the WOMEN of the EUROPEAN REGIMENTS serving in the MADRAS PRESIDENCY during the Year 1875, and the prevalence of the principal Diseases in each Month of the Year.

MONTHS.	Average Strength.	Average Number Daily Sick.	Number Daily Sick per 1,000 of Strength.	Number of Deaths in each Month.	Death-rate of the Year per 1,000 of Strength.	CAUSES OF DEATHS.														
						Cholera.	Smallpox.	Enteric Fever.	Fever, Intermittent.	Fever, Remittent and Continued.	Apoplexy.	Dysentery.	Diarrhea.	Hepatitis.	Phthisis Pulmonalis.	Respiratory Diseases.	Heart Diseases.	Atrophy and Anæmia.	Childbirth and Abortion.	All other Causes.
January	1,485	32	21.5	3	...	...	...	...	...	...	...	...	...	1	...	...	...	1	...	
February	1,516	31	20.4	...	...	...	...	...	...	...	...	...	...	...	...	...	...	...	...	
March	1,453	38	26.2	1	...	...	1	...	...	...	...	...	...	...	...	...	...	...	...	
April	1,458	32	21.9	...	...	...	...	...	...	...	...	...	...	1	1	...	...	...	...	
May	1,431	38	26.6	6	...	...	...	1	1	...	2	...	1	...	...	...	1	...	1	
June	1,432	49	34.2	...	...	...	...	1	...	1	...	...	...	...	...	...	...	...	...	
July	1,433	58	40.5	...	...	...	...	...	...	...	...	1	...	...	...	...	...	...	1	
August	1,435	50	34.8	...	...	...	...	...	...	...	1	...	...	...	...	...	...	...	1	
September	1,435	49	34.1	4	...	1	...	...	2	...	...	1	...	...	...	...	...	...	...	
October	1,423	39	27.4	3	...	...	...	...	...	...	1	...	...	2	...	...	...	...	...	
November	1,397	38	27.2	...	...	...	...	...	...	...	...	...	...	...	...	...	...	...	...	
December	1,394	30	21.5	1	...	1	...	...	...	...	...	...	...	...	...	...	...	...	...	
						2	...	2	1	3	...	5	1	2	4	1	...	1	1	4
Died per 1,000 of Strength.																				
For the year	1,441	40	27.8	27	18.74	1.39	...	1.39	2.78	...	3.47	69	1.39	2.78	69	...	69	69	2.78	

CAUSES OF ADMISSIONS.	NUMBER OF ADMISSIONS INTO HOSPITAL IN EACH MONTH.												Total Admitted during the Year.	Admitted per 1,000 of Strength.	Died out of each hundred treated.
	Jan.	Feb.	March.	April.	May.	June.	July.	Aug.	Sept.	Oct.	Nov.	Dec.			
Cholera	...	...	...	...	...	...	...	...	1	...	1	...	2	1.4	100.00
Smallpox	...	...	...	...	...	...	...	...	...	...	...	...	...	...	...
Dysentery	...	...	...	...	...	...	...	...	...	...	...	...	...	...	...
Enteric Fever	1	...	2	1	...	...	...	1	...	...	...	...	5	3.5	40.00
Intermittent Fevers	7	3	14	4	6	9	4	2	12	7	5	2	75	52.0	1.33
Remittent and Continued Fevers	4	5	12	2	2	6	14	15	18	7	9	4	98	68.0	3.06
Apoplexy	...	...	...	...	...	...	...	...	...	...	...	...	...	...	...
Dysentery	3	3	4	4	1	7	...	6	7	1	6	1	43	29.8	11.83
Diarrhoea	2	1	6	3	4	6	7	5	10	3	6	3	56	38.9	1.79
Hepatitis	4	3	2	3	...	6	2	4	5	1	4	3	37	25.7	5.41
Spleen Disease	...	...	...	...	...	...	...	...	...	1	...	1	2	1.4	...
Respiratory Diseases	4	3	7	5	2	2	2	6	3	3	3	3	43	29.8	2.33
Phthisis Pulmonalis	...	...	1	...	...	1	1	2	2	1	...	...	8	5.6	50.00
Debility and Anæmia	14	6	29	24	19	32	34	45	25	23	29	18	298	206.8	34
Rheumatism	...	4	1	...	4	4	1	4	...	3	2	1	24	16.7	...
Eye Diseases	1	...	...	...	1	4	13	4	3	10	6	1	43	29.8	...
Childbirth	...	...	...	...	...	...	...	...	...	...	...	...	...	...	...
Abortion	...	...	4	2	2	8	1	1	3	2	2	5	30	20.8	...
Diseases peculiar to Women	5	7	7	3	5	8	4	6	3	1	10	4	63	43.7	...
Abscess and Ulcer	5	1	3	2	5	6	1	1	...	6	1	1	32	22.2	...
Injuries	1	1	...	1	4	1	1	2	...	...	...	3	14	9.7	...
All other Causes	18	5	7	12	11	16	9	17	9	4	9	15	132	91.6	1.29
	69	42	99	66	66	116	94	121	101	73	93	65	1,005		
Admitted per 1,000 of the Average Strength in each Month.															
	46.5	27.7	68.1	45.3	46.1	81.0	65.6	81.3	79.3	51.3	66.6	46.6	697.4		

See note to Table I.



# WOMEN AND CHILDREN OF EUROPEAN REGIMENTS, 1875.

## VI.

TABLE showing the SICKNESS and MORTALITY among the CHILDREN of the EUROPEAN REGIMENTS serving in the MADRAS PRESIDENCY during the Year 1875, and the prevalence of the principal Diseases in each Month of the Year.

MONTHS.	Average Strength.	Average Number Daily Sick.	Number Daily Sick per 1,000 of Strength.	Number of Deaths in each Month.	Death-rate of each Month per 1,000 of Strength.	CAUSES OF DEATHS.																			
						Cholera.	Smallpox.	Measles.	Whooping Cough.	Scarlet Fever.	Enteric Fever.	Intermittent Fevers.	Remittent and Continued Fevers.	Apoplexy.	Dentition.	Convulsions.	Meningitis and Hydrocephalus.	Typhus Miasmaticus.	Phthisis Pulmonalis.	Dysentery.	Diarrhoea.	Anæmia and Atrophy.	Brucella and Pneumonia.	Croup and Diphtheria.	All other Causes.
January	3,072	30	9.8	7	2.28	...	...	...	...	...	...	...	...	3	...	...	...	...	1	1	...	...	...	...	
February	3,182	36	8.2	4	1.26	...	...	...	...	...	...	...	...	...	1	...	...	...	...	...	...	...	...	...	
March	3,040	39	12.8	18	5.92	...	...	1	...	...	...	...	...	3	...	...	...	...	1	1	...	...	...	...	
April	3,050	46	15.0	10	3.28	...	...	...	...	...	...	...	...	...	...	...	...	...	1	1	...	...	...	...	
May	3,030	48	15.8	14	4.62	...	...	...	...	...	...	...	...	...	...	...	...	...	...	1	1	...	...	...	
June	3,024	67	22.2	20	6.61	...	...	...	...	...	...	...	...	...	...	...	...	...	...	1	1	...	...	...	
July	3,040	88	28.9	17	5.59	...	...	...	...	...	...	...	...	...	...	...	...	...	...	1	1	...	...	...	
August	3,063	72	23.5	20	6.53	...	...	...	...	...	...	...	...	...	...	...	...	...	...	1	1	...	...	...	
September	3,064	63	20.6	13	4.24	...	...	...	...	...	...	...	...	...	...	...	...	...	...	1	1	...	...	...	
October	3,049	50	16.4	7	2.30	...	...	...	...	...	...	...	...	...	...	...	...	...	...	1	1	...	...	...	
November	2,962	50	16.9	7	2.36	...	...	...	...	...	...	...	...	...	...	...	...	...	...	...	...	...	...	...	
December	2,874	57	19.8	11	3.83	...	...	3	...	...	...	...	...	...	...	...	...	...	...	...	...	...	...	...	
						5	...	4	...	...	...	...	5	...	23	28	6	2	...	8	26	14	8	5	14
Died per 1,000 of Strength.																									
For the year	3,039	54	17.8	148	48.70	1.65	...	1.32	...	...	...	1.65	...	7.57	9.21	1.97	.66	...	2.63	8.56	4.61	2.63	1.65	4.61	...

CAUSES OF ADMISSIONS.	NUMBER OF ADMISSIONS INTO HOSPITAL IN EACH MONTH.												Total Admitted during the Year.	Admitted per 1,000 of Strength.	Died out of each hundred treated.
	Jan.	Feb.	March.	April.	May.	June.	July.	Aug.	Sept.	Oct.	Nov.	Dec.			
Cholera	...	...	...	...	...	...	...	...	5	...	1	...	6	20	83.33
Smallpox	...	...	...	...	...	...	...	...	...	...	...	...	...	...	...
Dysentery	...	...	...	...	...	...	...	...	...	...	...	...	...	...	...
Measles	1	2	18	28	6	10	4	...	...	...	5	16	90	29.6	4.44
Whooping Cough	...	1	...	...	...	...	3	...	...	...	...	...	4	13	...
Scarlet Fever	...	...	...	...	...	...	...	...	...	...	...	...	...	...	...
Enteric Fever	...	...	...	...	...	...	...	1	...	...	...	...	1	3	...
Intermittent Fevers	8	3	16	3	5	3	15	4	9	6	7	5	84	27.6	...
Remittent and Continued Fevers	14	10	9	14	14	16	24	16	13	23	24	6	183	60.2	2.73
Apoplexy	...	...	1	...	...	...	...	...	...	...	...	...	1	3	...
Dysentery	3	1	5	12	2	11	6	9	8	4	9	8	78	25.7	10.26
Diarrhoea	13	11	34	11	12	22	24	27	14	19	21	10	218	71.7	11.93
Hepatitis	...	...	...	...	...	1	...	...	...	1	...	...	3	10	...
Splen Disease	...	...	...	...	...	...	...	...	...	...	...	...	...	...	...
Respiratory Diseases	4	6	11	8	10	8	7	18	10	6	26	11	125	41.1	10.40
Eye Diseases	3	1	...	3	1	32	68	89	31	42	33	1	295	97.1	...
Anæmia and Debility	25	18	23	13	13	39	10	21	21	21	12	23	230	75.7	6.09
Tubercular Diseases	...	3	1	3	3	2	1	2	3	...	2	1	21	6.9	9.52
Meningitis and Hydrocephalus	...	1	2	1	1	2	2	...	...	...	...	...	...	30	60.67
Convulsions	3	...	3	3	6	1	9	4	3	...	3	...	38	12.5	73.68
Dentition	5	...	20	10	14	20	17	12	10	6	4	...	129	42.4	17.83
Abscess and Ulcer	...	3	3	5	5	6	6	7	2	3	2	2	44	14.5	...
Injuries	2	1	2	7	1	2	1	5	6	5	2	1	35	11.5	...
All other Causes	17	15	16	11	11	10	8	6	14	11	12	5	136	44.8	2.73
	98	81	164	132	105	175	205	212	150	148	165	95	1,730		
Admitted per 1,000 of the Average Strength in each Month.															
	31.9	25.5	53.9	43.0	34.7	57.9	67.4	69.2	49.0	48.5	55.7	33.1	569.3		



# WOMEN AND CHILDREN OF EUROPEAN REGIMENTS, 1875.

## VII.

TABLE showing the SICKNESS and MORTALITY among the WOMEN of the EUROPEAN REGIMENTS serving in the BOMBAY PRESIDENCY during the Year 1875, and the prevalence of the principal Diseases in each Month of the Year.

MONTHS.	Average Strength.	Average Number Daily Sick.	Number Daily Sick per 1,000 of Strength.	Number of Deaths in each Month.	Death-rate of the Year per 1,000 of Strength.	CAUSES OF DEATHS.														
						Cholera.	Smallpox.	Enteric Fever.	Fever, Intermittent.	Fever, Remittent and Continued.	Apoplexy.	Dysentery.	Diarrhoea.	Hepatitis.	Phthisis Pulmonalis.	Respiratory Diseases.	Heart Diseases.	Atrophy and Anæmia.	Childbirth and Abortion.	All other Causes.
January	1,043	41	39.3	...	...	...	...	...	...	...	...	...	...	...	...	...	...	...	...	...
February	1,086	35	32.0	1	...	...	...	...	...	...	...	...	...	...	...	...	1	...	...	...
March	1,135	39	34.4	4	...	...	...	...	...	...	...	...	...	1	...	...	...	...	3	...
April	1,191	48	40.3	1	...	...	...	...	...	...	...	...	...	...	...	...	...	...	1	...
May	1,194	54	45.2	4	...	...	...	...	1	1	...	...	...	1	...	...	...	...	1	...
June	1,204	52	43.2	1	...	...	...	...	...	...	...	...	...	...	...	...	...	...	...	1
July	1,204	51	42.4	1	...	...	...	...	...	...	...	...	...	...	...	...	...	...	...	...
August	1,198	70	58.4	5	...	1	...	...	...	...	2	1	...	...	...	...	...	...	...	...
September	1,200	66	55.0	1	...	...	...	...	1	...	...	...	...	...	...	...	...	...	...	...
October	1,180	55	46.6	4	...	...	...	1	...	...	...	...	...	...	1	...	...	...	...	...
November	1,248	37	29.6	...	...	...	...	...	...	...	...	...	...	...	...	...	...	...	...	...
December	1,164	36	30.9	1	...	...	...	...	...	...	...	...	1	...	...	...	...	...	...	...
						5	...	1	...	2	1	2	1	1	2	1	1	...	4	2
Died per 1,000 of Strength.																				
For the year	1,171	49	41.8	23	19.64	4.27	...	.85	1.71	.85	1.71	.85	.85	.85	1.71	.85	.85	...	3.42	1.71

CAUSES OF ADMISSIONS.	NUMBER OF ADMISSIONS INTO HOSPITAL IN EACH MONTH.												Total Admitted during the Year.	Admitted per 1,000 of Strength.	Died out of each hundred treated.
	Jan.	Feb.	March.	April.	May.	June.	July.	Aug.	Sept.	Oct.	Nov.	Dec.			
Cholera	...	...	...	...	...	2	2	2	...	2	...	...	8	6.8	62.50
Smallpox	...	...	...	...	...	...	...	...	...	...	...	...	...	...	...
Dysentery	...	...	...	...	...	...	...	...	...	...	...	...	...	...	...
Enteric Fever	...	...	...	...	1	...	...	1	...	1	...	...	3	2.6	33.33
Intermittent Fevers	14	10	13	13	19	24	20	39	38	41	41	18	290	24.77	...
Remittent and Continued Fevers	2	3	1	6	7	10	3	4	10	5	12	4	67	5.72	2.99
Apoplexy	...	...	...	...	1	1	...	...	...	...	...	...	2	1.7	50.00
Dysentery	...	1	...	...	...	1	...	...	1	...	...	...	35	29.9	57.7
Diarrhoea	3	...	5	4	2	5	9	15	11	6	5	4	69	58.9	1.45
Hepatitis	1	...	...	...	1	1	2	...	1	3	...	1	10	8.5	10.00
Spleen Disease	...	...	...	...	...	2	1	1	1	...	...	...	6	5.1	...
Respiratory Diseases	2	1	9	3	...	1	6	5	1	4	5	1	38	32.5	2.63
Phthisis Pulmonalis	...	...	2	...	5	...	...	1	...	1	...	...	9	7.7	27.22
Debility and Anæmia	17	13	25	14	29	18	14	24	25	15	16	13	214	182.7	...
Rheumatism	1	...	...	...	...	...	...	...	...	...	...	...	1	...	...
Eye Diseases	1	2	2	3	4	1	1	26	15	7	4	2	68	58.1	...
Childbirth	...	...	...	...	...	...	...	...	...	...	...	...	...	...	...
Abortion	1	...	2	5	2	1	2	2	4	...	...	3	22	18.8	...
Diseases peculiar to Women	2	1	10	7	5	6	8	9	5	3	3	3	62	52.9	...
Abscess and Ulcer	3	...	2	4	3	7	6	1	4	2	1	1	34	29.0	...
Injuries	1	1	...	...	...	...	1	...	...	1	2	...	6	5.1	...
All other Causes	6	16	16	14	10	19	14	36	19	13	10	11	184	157.1	...
	56	48	90	82	81	99	96	173	135	104	103	62	1,128		
Admitted per 1,000 of the Average Strength in each Month.															
	53.7	43.8	79.3	68.8	67.8	82.2	78.9	144.4	112.5	88.1	82.5	53.3	963.3		

See note to Table I.



# WOMEN AND CHILDREN OF EUROPEAN REGIMENTS, 1875.

## VIII.

TABLE showing the SICKNESS and MORTALITY among the CHILDREN of the EUROPEAN REGIMENTS serving in the BOMBAY PRESIDENCY during the Year 1875, and the prevalence of the principal Diseases in each Month of the Year.

MONTHS.	Average Strength.	Average Number Daily Sick.	Number Daily Sick per 1,000 of Strength.	Number of Deaths in each Month.	Death-rate of each Month per 1,000 of Strength.	CAUSES OF DEATHS.																			
						Cholera.	Smallpox.	Measles.	Whooping Cough.	Scarlet Fever.	Enteric Fever.	Intermittent Fevers.	Remittent and Continued Fevers.	Apoplexy.	Dentition.	Convulsions.	Meningitis and Hydrocephalus.	Taken Mesenterica.	Phthisis Pulmonalis.	Dysentery.	Diarrhoea.	Anæmia and Atrophy.	Bronchitis and Pneumonia.	Croup and Diphtheria.	All other Causes.
January	2,073	52	25.1	14	6.75	...	...	1	...	...	1	...	...	...	...	4	1	3	...	...	1	...	...	1	1
February	2,215	53	23.9	5	2.26	...	...	...	...	...	...	...	...	...	1	...	...	...	...	...	...	...	...	...	...
March	2,194	75	34.2	16	7.29	...	...	...	...	...	...	...	...	...	...	4	1	1	...	...	4	...	...	...	...
April	2,309	91	39.4	24	10.39	...	...	...	1	...	...	...	...	...	5	1	1	1	...	1	6	...	...	...	...
May	2,325	75	32.3	7	3.01	...	...	...	...	...	...	...	...	...	...	1	1	1	...	...	...	...	...	...	...
June	2,380	71	29.8	12	5.04	...	...	...	...	...	...	...	...	...	...	3	3	1	...	...	...	...	...	...	...
July	2,305	70	29.2	16	6.95	...	...	...	...	...	...	...	...	...	...	1	1	1	...	...	...	...	...	...	...
August	2,384	115	48.2	37	15.52	...	...	...	...	...	...	...	...	...	...	5	5	1	...	...	13	...	...	...	...
September	2,399	88	36.7	20	8.34	...	...	...	...	...	...	...	...	...	...	3	1	1	...	...	3	...	...	...	...
October	2,358	83	35.2	9	3.82	...	...	...	...	...	...	...	...	...	...	2	1	1	...	...	4	...	...	...	...
November	2,353	71	30.2	11	4.67	...	...	...	...	...	...	...	...	...	...	4	1	1	...	...	1	...	...	...	...
December	2,251	59	26.2	5	2.22	...	...	...	...	...	...	...	...	...	...	1	...	...	...	1	...	...	...	...	...
						7	...	12	1	...	1	1	4	...	19	34	8	12	...	9	36	19	3	6	5
Died per 1,000 of Strength.																									
For the year	2,303	75	32.6	176	76.42	3.04	...	5.21	43	...	43	2.17	...	7.82	14.76	3.47	5.21	...	3.91	15.63	8.25	1.30	2.61	2.17	

CAUSES OF ADMISSIONS.	NUMBER OF ADMISSIONS INTO HOSPITAL IN EACH MONTH.												Total Admitted during the Year.	Admitted per 1,000 of Strength.	Died out of each hundred treated.
	Jan.	Feb.	March.	April.	May.	June.	July.	Aug.	Sept.	Oct.	Nov.	Dec.			
Cholera	...	...	...	...	...	...	1	9	1	...	...	...	11	4.8	63.61
Smallpox	...	...	...	...	...	...	...	...	...	...	...	...	...	...	...
Dengue	...	...	...	...	...	...	...	...	...	...	...	...	...	...	...
Measles	12	16	46	22	21	20	7	...	...	...	...	...	144	62.5	8.33
Whooping Cough	1	5	4	2	1	3	2	...	3	...	1	...	22	9.6	4.55
Scarlet Fever	...	...	...	...	...	...	...	...	...	...	...	...	...	...	...
Enteric Fever	...	...	...	...	...	...	...	...	...	...	...	...	...	...	...
Intermittent Fevers	16	8	11	19	12	38	31	61	43	63	57	23	382	165.9	26
Remittent and Continued Fevers	7	3	15	16	22	14	10	24	20	10	30	10	181	78.6	2.21
Apoplexy	...	...	...	...	...	...	...	...	...	...	...	...	...	...	...
Dysentery	2	...	4	4	2	5	6	12	13	3	4	...	55	23.9	16.36
Diarrhoea	5	8	38	23	13	14	26	56	16	14	11	4	228	99.0	16.79
Hepatitis	...	...	...	...	...	...	...	...	...	...	...	...	6	2.6	...
Spleen Disease	...	...	...	...	...	...	...	...	...	...	...	...	2	...	...
Respiratory Diseases	5	1	5	1	6	10	13	12	3	23	17	9	105	45.6	8.57
Eye Diseases	9	3	12	15	10	10	6	117	59	18	15	21	295	128.1	...
Anæmia and Debility	13	14	14	15	15	9	15	11	26	13	11	14	170	73.8	11.18
Tubercular Diseases	1	1	1	4	...	...	1	3	2	2	6	2	22	9.6	54.55
Meningitis and Hydrocephalus	...	...	...	...	...	...	...	...	...	...	...	...	...	...	...
Convulsions	1	1	2	1	1	1	...	...	1	1	1	1	11	4.8	72.73
Dentition	3	1	4	1	1	4	4	...	8	3	6	2	41	17.8	82.93
Abscess and Ulcer	4	6	14	17	5	15	12	21	7	2	11	3	117	50.8	15.38
Injuries	2	3	2	4	9	12	2	...	...	...	...	...	39	16.9	...
All other Causes	6	3	5	2	3	3	2	...	3	1	6	3	41	17.8	...
	9	18	26	12	15	9	6	8	3	8	6	5	125	54.3	98
	95	91	203	159	144	167	144	347	208	163	184	99	2,002		
Admitted per 1,000 of the Average Strength in each Month.															
	45.8	41.1	92.5	69.9	61.9	79.2	69.1	145.6	85.9	69.1	78.2	44.0	60.3		



# WOMEN AND CHILDREN OF EUROPEAN REGIMENTS, 1875.

## IX.

TABLE showing the DISTRIBUTION by STATIONS of the DEATHS of the WOMEN of EUROPEAN REGIMENTS.

STATIONS.	Average Strength.	CAUSES OF DEATHS.															Total Deaths of the Year.	DIED PER 1,000 OF STRENGTH.		
		Cholera.	Smallpox.	Enteric Fever.	Intermittent Fevers.	Remittent and Continued Fevers.	Apoplexy.	Dysentery.	Diarrhoea.	Hepatitis.	Phthisis Pulmonalis.	Respiratory Diseases.	Heart Diseases.	Atrophy and Anæmia.	Childbirth and Abortion.	All other Causes.		A. Cholera.	B. All other Causes.	C. All Causes.
Deolali Depôt, Bengal Troops	23																			
Colaba Depôt, " "	1																			
Women on the march	90							1											11.21	
Fort William	87																			
Dum-Dum	63					1		1											31.75	
Barrackpore	55					1			1					1					54.55	
	205					2		1	1					1					24.39	
Haziribâgh	5																			
Dinapore	111																			
Benares	46																			
Chunar	2																			
Fyzabad	121	4																		
Lucknow	273	6			1			1			1		1		2		4	33.06	33.06	
Sitapur	45				1												12	21.98	43.96	
Fatehgarh	22														1		1		22.22	
Cawnpore	53					1				1							3		66.60	
Allahabad	102	2													1		3	19.61	29.41	
	779	12			1	1		1	1	1	1		1	1	3		23	15.40	29.53	
Shahjahanpur	41						1			1					1		3		73.17	
Bareilly	66									1					1		2		30.30	
Moradabad	15	1															1	66.67	66.67	
Roorkee	60	1															1	16.67	16.67	
Meerut	201								2		1	1			1		5		24.88	
Delhi	49	1				1									1		3	20.41	61.22	
Muttra	65								1								1		15.38	
	496	3				1	1		2	2	2	1			1	3	16	6.05	32.26	
Agra	93					2									2		4		43.01	
Morar	149	2				1									2		5	13.42	33.56	
Gwalior Citadel	33	1													1		2	30.30	60.60	
Jhansi	39																			
Nowgong	44	3													1		4	68.18	90.90	
Saugor	13																			
Jubbulpore	68														1		1		14.71	
	440	6				3									7		16	13.64	36.36	
Umballa	140	2													1	2	5	14.29	35.71	
Jullundur	57					2									1		3		52.63	
Perozepore	96					1				1							2		20.83	
Mooltan	82										1						1		12.20	
Sialkot	118					2	2				1						5		42.37	
Amritsar	20														1		1		50.00	
Fort Lahore	4																			
Meer Meer	128							1	1					1		1	4		31.25	
Rawalpindi	202					1	1										2		9.99	
Campbellpore	39									1							1		25.64	
Attock	10																			
Nowshera	44																			
Peshawar	119					1											1		22.73	
Cherat (9 months)	76					3				2	1	1		1			10		84.63	
(ANNUAL STRENGTH)	1,117	2		4		8	3	2	1		4	3	1	2	3	4	37	1.79	31.33	33.12
Darjeeling	22														1		1		45.45	
Naini Tal	26																			
Landour	14																			
Ranikhet	119							2	1			1					4		33.61	
Chakrata	51								1								1		19.61	
Kasauli	47	4								1				1			6	70.18	105.26	
Dagshai	86														1		1		11.63	
Solon (8 months)	5														1		1		200.00	
Subathu	40							1									1		25.00	
Jutogh	5								1								1		200.00	
Kangra (10 months)	9																			
Dalhousie (9 months)	7																			
Murree Hills (7 months)	77																			
Murree	82																			
(ANNUAL STRENGTH)	571	4						3	3		1	1		1	2	1	16	7.01	21.62	28.61
BENGAL PRESIDENCY	3,723	27		4	1	15	4	7	8	4	8	5	2	5	16	8	114	7.25	23.37	30.63



STATIONS.	Average Strength.	CAUSES OF DEATHS.														Total Deaths of the Year.	DIED PER 1,000 OF STRENGTH.			
		Cholera.	Smallpox.	Enteric Fever.	Intermittent Fevers.	Remittent and Continued Fevers.	Apoplexy.	Dysentery.	Diarrhoea.	Hepatitis.	Phthisis Pulmonalis.	Respiratory Diseases.	Heart Diseases.	Atrophy and Anæmia.	Childbirth and Abortion.		All other Causes.	A. Cholera.	B. All other Causes.	C. All Causes.
Women on the march, Bombay Presidency	12	...	...	...	...	...	...	...	...	...	...	...	...	...	...	...	...	...	...	
Deolali Depôt, Bombay Troops	22	...	...	...	...	...	...	...	...	...	...	...	...	...	...	...	...	...	...	
Poona Depôt, " "	...	...	...	...	...	...	...	...	...	...	...	...	...	...	...	...	...	...	...	
Colaba Depôt, " "	6	...	...	...	...	...	...	...	...	1	...	...	...	...	...	1	...	...	...	
Women on the march, Madras Presidency	8	...	...	...	...	...	...	...	...	...	...	...	...	...	...	...	...	...	...	
Poona and Madras Presidencies	28	...	...	...	...	...	...	...	...	...	...	...	...	...	...	...	...	...	...	
Deolali Depôt, Madras Troops	10	...	...	...	...	...	...	...	...	...	...	...	...	...	...	...	...	...	...	
Poona and Bombay Depôts, Madras Troops	2	...	...	...	...	...	...	...	...	1	...	...	...	...	...	1	...	...	...	
Nasirabad	82	2	...	...	1	...	1	...	...	1	...	...	...	...	...	7	24.39	69.98	85.37	
Neemuch	22	1	...	...	...	...	...	...	...	...	...	...	...	...	...	1	45.45	...	45.45	
Indore	3	...	...	...	...	...	...	...	...	...	...	...	...	...	...	...	...	...	...	
Mhow	165	1	...	1	...	1	...	1	1	1	...	...	...	...	...	6	6.06	39.30	36.36	
Dessa	78	...	...	...	...	...	...	...	...	...	...	...	...	...	...	...	...	...	...	
Ahmedabad and Baroda	27	...	...	...	...	...	...	...	...	...	...	...	...	...	...	...	...	...	...	
Kurrachee and Ghizree	166	...	...	...	...	...	...	...	...	...	...	...	...	...	...	1	...	...	9.43	
Hyderabad	34	...	...	...	...	...	...	...	...	...	...	...	...	...	...	...	...	...	...	
Aden	60	...	...	...	...	...	...	...	...	...	...	...	...	...	...	...	...	...	...	
	577	4	...	1	...	2	...	2	1	1	1	...	...	...	2	15	6.93	19.06	26.00	
Bombay	44	...	...	...	...	...	...	...	...	...	...	...	...	...	...	...	...	...	...	
Asingarh	8	...	...	...	...	...	...	...	...	...	...	...	...	...	...	...	...	...	...	
Ahmednagar	76	1	...	...	...	...	...	...	...	...	...	...	...	...	...	1	13.16	...	13.16	
Poona and Kirkee	283	...	...	...	...	...	1	...	...	...	...	1	1	...	2	6	...	...	21.20	
Satara	17	...	...	...	...	...	...	...	...	...	...	...	...	...	...	...	...	...	...	
Bolgaum	101	...	...	...	...	...	...	...	...	...	...	...	...	...	...	...	...	...	...	
Secunderabad	262	...	...	...	...	2	...	...	2	...	...	...	...	...	...	1	5	...	19.08	
Kamptee	153	...	...	2	...	...	...	1	...	...	1	...	...	...	...	4	...	...	26.14	
	945	1	...	2	...	2	1	1	...	2	1	1	1	...	2	16	1.06	15.87	16.93	
Bellary	118	...	...	...	...	...	...	...	...	1	...	...	...	...	...	1	2	...	16.95	
Bangalore	256	1	...	...	1	...	3	1	...	...	...	...	...	...	...	7	3.91	23.44	27.34	
Cannanore	85	...	...	...	...	...	...	...	...	...	...	...	...	...	...	1	...	...	11.76	
Mallapooram	6	...	...	...	...	...	...	...	...	...	...	...	...	...	...	...	...	...	...	
Calicut	4	...	...	...	...	...	...	...	...	...	...	...	...	...	...	...	...	...	...	
Trichinopoly	24	...	...	...	...	...	...	...	...	...	...	...	...	...	...	...	...	...	...	
St. Thomas' Mount	77	1	...	...	...	...	...	...	...	...	...	...	...	...	...	1	12.99	...	12.99	
Madras	102	...	...	...	...	...	...	...	...	...	...	...	...	...	...	...	...	...	...	
	672	2	...	...	1	...	4	1	...	1	...	...	...	...	2	11	2.98	13.39	16.37	
Rangoon	88	...	...	...	...	...	...	...	...	...	...	...	...	...	...	...	...	...	...	
Toungoo	39	...	...	...	...	...	...	...	...	...	...	...	...	...	...	...	...	...	...	
Thayetmyo	73	...	...	...	...	...	...	...	...	1	...	...	...	...	...	1	2	...	27.90	
Port Blair	1	...	...	...	...	...	...	...	...	...	...	...	...	...	...	...	...	...	...	
	201	...	...	...	...	...	...	...	...	1	...	...	...	...	1	2	...	9.95	9.95	
Taraghar, Ajmere (7 months)	5	...	...	...	...	...	...	...	...	...	...	...	...	...	...	...	...	...	...	
Mount Abu	13	...	...	...	...	...	...	...	...	...	...	...	...	...	...	...	...	...	...	
Purandhar	8	...	...	...	...	...	...	...	...	...	...	...	...	...	...	...	...	...	...	
Wellington	96	...	...	1	...	...	...	...	...	...	1	...	1	1	...	4	...	...	41.67	
Ramandroog	7	...	...	...	...	...	...	...	...	...	...	...	...	...	...	...	...	...	...	
(ANNUAL STRENGTH)	127	...	...	1	...	...	...	...	...	1	...	1	1	...	4	...	...	...	31.50	
ARMY OF BENGAL	3,722	27	...	4	1	15	4	7	8	4	8	5	2	5	16	8	114	7.25	23.37	30.63
ARMY OF MADRAS	1,441	2	...	2	1	3	...	5	1	2	4	1	...	1	1	4	27	1.39	17.35	18.74
ARMY OF BOMBAY	1,171	5	...	1	...	2	1	2	1	1	2	1	1	...	4	2	23	4.27	15.37	19.64
ARMY OF INDIA	6,335	34	...	7	2	20	5	14	10	7	14	7	3	8	21	14	164	5.37	20.52	25.89



# WOMEN AND CHILDREN OF EUROPEAN REGIMENTS, 1875.

## X.

TABLE showing the DISTRIBUTION by STATIONS of the DEATHS of the CHILDREN of EUROPEAN REGIMENTS.

STATIONS.	Average Strength.	CAUSES OF DEATHS.																			Total Deaths of the Year.	DIED PER 1,000 OF STRENGTH.			
		Cholera.	Small-pox.	Measles.	Whooping Cough.	Scarlet Fever.	Enteric Fever.	Intermittent Fevers.	Remittent and Continued Fevers.	Apoplexy.	Diphtheria.	Convulsions.	Meningitis and Hydrocephalus.	Tubercles Mesenterica.	Pulmonary Tuberculosis.	Dysentery.	Diarrhoea.	Anaemia and Atrophy.	Bronchitis and Pneumonia.	Croup and Diphtheria.		All other Causes.	A. Cholera.	B. All other Causes.	C. All Causes.
Desali Depot, Bengal Troops	49	...	...	7	1	...	...	...	1	...	2	...	1	...	...	...	3	...	...	...	...	15	...	...	...
Children on the march	175	...	...	...	...	...	...	...	...	1	1	6	1	...	...	...	4	2	...	...	1	17	...	...	...
Colaba Depot, Bengal Troops	1	...	...	...	...	...	...	...	...	...	...	...	...	...	...	...	...	...	...	...	...	...	...	...	
Fort William	174	...	...	...	...	...	...	...	1	...	...	1	...	...	...	2	...	1	...	1	...	6	...	...	3448
Dum-Dum	145	...	...	...	...	...	...	...	...	...	...	1	...	...	...	...	1	...	...	...	...	3	...	...	2089
Barrackpore	103	...	...	...	...	...	...	...	1	...	...	1	...	...	...	1	3	...	...	1	...	7	...	...	6736
	421	...	...	...	...	...	...	...	2	...	...	3	...	1	...	3	3	2	...	2	...	16	...	...	3800
Hanfibagh	7	...	...	...	...	...	...	...	...	...	...	...	...	...	...	...	...	...	...	...	...	...	...	...	
Dinapore	191	1	...	...	...	...	...	1	...	1	...	1	...	...	...	...	2	...	1	3	...	10	524	4712	5236
Benares	66	...	...	...	...	...	...	1	...	...	...	...	1	...	...	1	2	1	...	...	...	6	...	...	9091
Chunar	4	...	...	...	...	...	...	...	...	...	...	...	...	...	...	...	...	...	...	...	...	...	...	...	
Pyrabad	185	5	...	...	...	...	...	...	...	...	6	2	...	1	...	...	2	...	1	1	...	18	2703	7027	9730
Lucknow	506	9	...	...	1	...	...	1	...	4	4	1	...	...	...	1	6	3	2	...	2	34	1779	4941	6719
Sitapur	94	...	...	...	...	...	...	...	...	...	...	...	...	...	...	1	...	...	...	...	...	1	...	...	1094
Pategharh	60	...	...	...	1	...	...	...	...	...	...	1	...	...	...	...	...	...	...	...	...	2	...	...	5900
Cawnpore	105	...	...	4	...	...	...	...	...	...	...	...	...	...	...	1	...	1	2	...	1	13	...	...	12381
Allahabad	178	...	...	...	...	...	...	...	...	1	...	2	1	...	...	...	3	...	...	1	...	8	...	...	4494
	1,376	15	...	4	2	...	...	1	2	1	11	12	4	2	...	4	15	5	6	5	3	92	1091	5600	6691
Shahjahanpur	68	...	...	...	...	...	...	...	...	...	1	1	1	...	...	...	...	...	...	1	...	3	...	...	4412
Bareilly	99	...	...	...	...	...	...	...	...	...	1	1	...	...	...	...	...	1	...	...	...	3	...	...	3030
Moradabad	70	1	...	...	...	...	...	1	...	...	...	...	...	...	...	...	...	...	1	...	...	3	5000	10000	15000
Roorkhee	88	2	...	...	...	...	...	...	1	...	...	...	1	...	...	...	4	...	...	...	...	8	2173	6818	9091
Meerut	418	2	...	...	...	...	...	3	...	1	7	...	2	...	...	...	5	1	1	2	1	25	478	5502	5931
Delhi	101	1	...	...	...	...	...	...	...	...	...	...	...	...	...	...	4	...	1	...	...	6	990	4950	5941
Muttra	97	1	...	...	...	...	...	...	1	1	3	...	...	...	...	1	4	1	...	...	...	12	1031	11540	12371
	891	7	...	...	...	...	...	4	2	3	12	1	3	...	1	17	2	3	2	3	60	786	5948	6734	
Agra	190	...	...	4	...	...	...	3	...	7	2	...	...	...	...	2	2	1	1	1	...	21	...	...	10553
Morar	286	5	...	3	...	...	...	1	...	2	6	...	...	...	...	3	11	4	...	2	...	37	1748	11189	12937
Gwalior Citadel	67	...	...	...	...	...	...	...	...	...	...	...	...	...	...	...	...	...	...	...	...	5	...	...	7463
Jhansi	87	...	...	...	...	...	...	1	...	...	...	...	...	...	...	...	3	...	1	...	...	1	...	...	1149
Nongong	58	1	...	...	...	...	...	...	...	1	1	...	...	...	...	...	1	1	...	...	...	4	1724	5172	6807
Saugor	15	...	...	...	...	...	...	...	...	1	1	1	...	...	...	...	...	...	...	...	...	3	...	...	20000
Jubbulpore	156	...	...	...	...	...	...	1	1	...	...	...	...	...	...	...	2	...	...	...	1	5	...	...	3205
	862	6	...	7	...	...	...	1	6	1	11	10	...	...	...	3	19	6	2	3	1	76	696	8121	8817
Umballa	282	2	...	2	...	...	...	...	...	2	...	1	1	...	...	...	4	1	3	...	...	16	709	4965	5674
Jullundur	95	...	...	2	...	...	...	...	...	...	2	...	1	...	...	...	...	2	...	...	...	7	...	...	7368
Ferozepore	160	...	...	2	...	...	...	...	1	3	2	...	...	...	...	1	3	1	...	...	...	13	...	...	8125
Mooltan	192	...	...	1	...	...	...	3	1	...	4	2	1	1	...	...	1	2	...	...	...	13	...	...	6771
Sialkot	296	...	...	4	...	...	...	4	...	...	2	1	1	1	...	1	9	1	4	1	3	31	...	...	15049
Amritsar	47	...	...	...	...	...	...	...	...	...	...	...	...	...	...	...	1	1	...	...	...	4	...	...	8511
Fort Lahore	7	...	...	...	...	...	...	...	...	...	...	...	...	...	...	...	...	...	...	...	...	2	...	...	28571
Meer Meer	234	3	1	...	...	...	...	1	7	5	4	...	...	...	...	2	7	4	1	...	1	36	1282	14103	15355
Bawalpindi	368	...	4	...	...	...	...	2	...	4	1	...	...	2	...	1	...	4	4	...	4	26	...	...	7085
Campbellpore	5	...	...	...	...	...	...	...	...	1	4	1	1	...	...	...	2	...	...	...	...	9	...	...	16071
Attock	23	...	...	...	...	...	...	...	...	...	...	...	...	...	...	...	...	...	...	...	...	...	...	...	
Nowshera	76	...	...	...	...	...	...	...	...	...	...	...	...	...	...	...	...	5	...	...	1	6	...	...	7895
Peshawar	178	...	...	...	...	...	...	...	...	...	8	...	...	...	...	1	2	1	2	...	...	14	...	...	7865
Cherat (9 months)	133	...	...	...	...	...	...	1	...	...	1	...	...	...	...	...	4	4	...	...	...	10	...	...	7519
(ANNUAL STRENGTH)	2,023	5	...	13	3	...	...	1	17	7	10	30	3	7	...	6	34	24	16	1	10	187	247	6997	9244
Darjeeling	42	...	...	...	...	...	...	...	...	...	...	...	...	...	...	...	...	...	...	...	...	...	...	...	
Naini Tal	59	...	...	...	...	...	...	...	...	...	...	...	...	...	...	...	...	...	...	...	...	1	...	...	2703
Landour	37	...	...	...	...	...	...	...	...	...	...	...	...	...	...	...	...	1	...	...	...	...	...	...	6573
Ranikhet	213	...	...	...	...	...	...	...	...	2	...	1	...	...	...	1	8	1	1	...	...	14	...	...	4167
Chakrata	96	...	...	...	...	...	...	...	...	...	1	...	...	...	...	...	1	2	...	...	...	4	...	...	505
Kasauli	152	18	...	...	...	...	...	1	...	2	...	...	2	...	...	1	13	1	...	1	...	39	13636	15909	29545
Dagshai	198	...	...	...	...	...	...	...	...	...	...	...	...	...	...	...	...	...	...	1	...	1	...	...	...
Solan (8 months)	7	...	...	...	...	...	...	...	...	...	...	...	...	...	...	...	...	...	...	...	...	...	...	...	
Subathu	87	...	...	...	...	...	...	...	...	...	...	...	...	...	...	...	...	...	...	...	...	...	...	...	
Jutogh	12	...	...	...	...	...	...	...	...	...	...	...	...	...	...	...	...	...	...	...	...	4	...	...	4594
Kangra (10 months)	14	...	...	...	...	...	...	...	...	...	...	1	...	...	...	...	...	...	...	...	...	1	...	...	8333
Dalhousie (9 months)	14	...	...	...	...	...	...	...	...	...	...	...	...	...	...	...	...	...	...	...	...	1	...	...	7143
Murree Hills (7 months)	146	...	...	...	...	...	...	...	...	...	...	...	...	...	...	...	...	...	1	...	...	1	...	...	683
Murree Depot	230	...	...	2	...	...	...	...	...	1	...	...	...	...	...	1	...	3	1	...	...	8	...	...	3478
(ANNUAL STRENGTH)	1,219	18	...	2	...	...	...	1	...	7	2	1	2	...	3	22	11	3	1	1	74	1477	4594	6071	
BENGAL PRESIDENCY	7,017	51	...	33	6	...	...	3	33	12	45	75	11	15	...	20	117	54	30	14	19	538	727	6990	7607



STATIONS.	Average Strength.	CAUSES OF DEATHS.																			Total Deaths of the Year.	DIED PER 1,000 OF STRENGTH.				
		Cholera.	Small-pox.	Measles.	Whooping Cough.	Scarlet Fever.	Etiotic Fever.	Intermittent Fevers.	Remittent and Continued Fevers.	Apoplexy.	Dentition.	Convulsions.	Meningitis and Hydrocephalus.	Tuberc Mesenterica.	Phthisis Pulmonalis.	Dysentery.	Diarrhoea.	Anæmia and Atrophy.	Bronchitis and Pneumonia.	Croup and Diphtheria.		All other Causes.	A. Cholera.	B. All other Causes.	C. All Causes.	
Children on the march, Bombay Presidency	22	...	...	...	...	...	...	...	...	...	...	...	...	...	...	...	...	...	...	...	...	...	...	...		
Deolali Depot, Bombay Troops	44	...	...	...	...	...	...	...	...	...	...	...	...	...	...	...	...	...	...	...	...	...	...	...		
Poona Depot	...	...	...	...	...	...	...	...	...	...	...	...	...	...	...	...	...	...	...	...	...	...	...	...		
Colaba Depot	6	...	...	...	...	...	...	...	...	...	...	...	...	1	...	...	...	...	...	...	...	1	...	...		
Children on the march, Madras Presidency	16	...	...	...	...	...	...	...	...	...	1	...	...	...	...	...	...	...	...	...	...	1	...	...		
Poonamallee and Presidency Depôts	82	...	...	...	...	...	...	...	...	...	...	...	...	...	...	...	...	1	...	1	...	...	...	...		
Deolali Depot, Madras Troops	21	...	...	...	...	...	...	...	...	...	...	...	...	...	...	...	...	...	...	...	...	...	...	...		
Poona and Bombay Depôts	5	...	...	3	...	...	...	...	...	...	1	...	...	...	...	...	...	3	...	...	...	...	...	...		
Nasirabad	191	...	...	...	...	...	1	...	1	...	1	7	1	...	...	2	7	...	...	...	...	20	...	10471		
Nurmuch	37	3	...	...	...	...	...	2	...	...	...	...	...	1	...	...	2	...	...	...	...	8	81.08	135.14		
Indore	4	...	...	...	...	...	...	...	...	...	...	...	...	...	...	...	...	...	...	...	...	...	...	216.22		
Mhow	297	3	...	...	...	...	...	1	...	...	3	9	...	...	...	1	2	1	...	...	...	20	10.10	57.25		
Dera	182	...	...	...	...	...	...	...	...	...	...	...	...	3	...	...	5	1	1	...	...	14	...	67.34		
Ahmedabad and Baroda	56	...	...	...	...	...	...	...	...	...	...	...	...	1	...	...	2	1	...	...	...	4	...	76.92		
Kurrachee and Ghizree	188	...	...	...	...	...	...	1	...	...	4	...	...	...	...	...	1	4	...	1	1	16	...	71.43		
Hyderabad	68	...	...	...	...	...	...	...	...	...	...	...	...	...	...	...	...	...	...	...	...	3	...	85.11		
Adm	107	...	...	6	...	...	...	...	...	...	3	3	...	...	...	...	...	1	...	1	1	19	...	44.12		
	1,129	6	...	6	...	...	1	1	4	...	12	21	6	7	...	6	22	8	1	2	2	104	5.31	86.80		
																								92.12		
Bombay	90	...	...	...	...	...	...	...	...	...	5	...	...	...	...	...	...	...	...	...	...	5	...	55.56		
Asirgarh	15	...	...	...	...	...	...	...	...	...	...	...	...	...	...	2	...	...	...	...	...	2	...	133.33		
Ahmednagar	174	1	...	...	1	...	...	...	...	...	3	1	...	...	...	1	2	1	...	...	...	10	5.75	51.72		
Poona and Kirki	536	...	...	1	...	...	...	...	...	...	6	5	...	1	...	...	9	7	3	2	...	34	...	57.47		
Satara	44	...	...	...	...	...	...	...	...	...	...	...	...	...	...	...	2	...	1	...	...	3	...	63.43		
Belgaum	178	...	...	5	...	...	...	...	...	...	...	2	3	...	1	...	...	2	...	1	1	15	...	68.18		
																								84.27		
Secunderabad	558	...	...	...	...	...	...	...	...	...	2	9	...	...	...	1	3	2	...	1	4	22	...	39.43		
Kamptee	284	...	...	...	...	...	...	1	...	...	4	2	...	...	...	1	4	1	...	...	1	14	...	49.30		
	1,879	1	...	6	1	...	...	1	...	...	12	24	3	4	...	5	19	14	2	6	8	105	5.3	55.25		
																								55.88		
Bellary	262	...	...	1	...	...	...	...	...	...	4	1	...	...	...	...	2	...	...	...	...	10	...	38.17		
Bangalore	552	...	...	...	...	...	...	...	...	...	...	2	...	...	...	1	1	...	2	...	1	9	...	16.30		
Cannanore	147	...	...	...	...	...	...	...	...	...	...	...	...	...	...	...	3	2	...	...	...	8	...	54.42		
Mallapocorum	6	...	...	...	...	...	...	...	...	...	...	...	...	...	...	...	...	...	...	...	...	...	...	...		
Calicut	6	...	...	...	...	...	...	...	...	...	...	...	...	...	...	...	...	...	...	...	...	...	...	...		
Trichinopoly	58	...	...	...	...	...	...	...	...	...	...	...	...	...	...	...	...	...	...	1	...	1	...	17.24		
St. Thomas' Mount	149	...	...	...	...	...	...	1	...	...	1	1	...	...	...	...	...	2	...	...	...	12	20.13	69.40		
Madras	251	2	...	...	...	...	...	...	...	...	1	4	...	...	...	...	4	1	...	...	...	12	7.97	39.84		
	1,431	5	...	1	...	...	...	2	...	...	10	8	...	...	...	2	13	5	2	1	3	52	3.49	32.84		
																								36.34		
Rangoon	172	...	...	...	...	...	...	...	...	...	2	2	1	1	...	2	1	3	1	1	...	14	...	81.40		
Tamboo	80	...	...	...	...	...	...	1	...	...	1	...	...	...	...	1	1	...	...	...	1	6	...	62.59		
Thayetmyo	138	...	...	...	...	...	...	...	...	...	1	3	1	...	...	...	4	...	...	...	...	10	...	72.46		
Port Blair	...	...	...	...	...	...	...	...	...	...	...	...	...	...	...	...	...	...	...	...	...	...	...	...		
	389	...	...	...	...	...	...	2	...	...	4	5	2	1	...	3	6	3	1	1	1	29	...	74.55		
Tarangur, Ajmere (7 months)	13	...	...	...	...	...	...	...	...	...	...	...	...	...	...	1	...	...	...	...	...	1	...	76.92		
Mount Abu	34	...	...	...	...	...	...	...	...	...	...	...	...	...	...	...	1	...	...	...	...	1	...	29.01		
Purandhar	25	...	...	...	...	...	...	...	...	...	...	...	...	...	...	...	...	...	...	...	...	...	...	...		
Wellington	233	...	...	...	...	...	...	...	...	...	3	2	4	1	...	1	...	3	1	1	4	20	...	85.84		
Ramandroog	21	...	...	...	...	...	...	...	...	...	...	...	...	...	...	...	...	...	...	...	...	...	...	...		
(ANNUAL STRENGTH)	321	...	...	...	...	...	...	...	...	...	3	2	4	1	...	1	2	3	1	1	4	22	...	...	68.54	
ARMY OF BENGAL	7,017	51	...	33	6	...	...	3	33	12	45	75	11	15	...	20	117	54	30	14	10	538	7.27	60.40	76.67	
ARMY OF MADRAS	3,039	5	...	4	...	...	...	...	5	...	23	28	6	2	...	8	26	14	8	5	14	148	1.65	47.05	48.70	
ARMY OF BOMBAY	2,303	7	...	12	1	...	...	1	1	4	...	18	34	8	12	...	9	36	19	3	6	5	176	3.01	73.38	76.42
ARMY OF INDIA	12,359	63	...	49	7	...	...	1	4	42	12	86	137	25	29	...	37	179	87	41	25	38	862	6.10	64.65	69.75



WOMEN AND CHILDREN OF EUROPEAN REGIMENTS, 1875.

XI.

TABLE showing the DISTRIBUTION by STATIONS of the CHOLERA of the WOMEN of EUROPEAN REGIMENTS.

[illegible]



STATIONS.	Average Strength.	NUMBER OF ADMISSIONS FROM CHOLERA IN EACH MONTH.												Total Admissions of the Year.	Deaths of the Year.	Death-rate per 1,000 of Strength.
		Jan.	Feb.	Mar.	April.	May.	June.	July.	Aug.	Sep.	Oct.	Nov.	Dec.			
Women on the march, Bombay Presidency	12	...	...	...	...	...	...	...	...	...	...	...	...	...	...	...
Deolali Depot, Bombay Troops	22	...	...	...	...	...	...	...	...	...	...	...	...	...	...	...
Poona Depot	3	...	...	...	...	...	...	...	...	...	...	...	...	...	...	...
Colaba Depot	6	...	...	...	...	...	...	...	...	...	...	...	...	...	...	...
Women on the march, Madras Presidency	8	...	...	...	...	...	...	...	...	...	...	...	...	...	...	...
Poonamallee and Presidency Depôts	28	...	...	...	...	...	...	...	...	...	...	...	...	...	...	...
Deolali Depot, Madras Troops	10	...	...	...	...	...	...	...	...	...	...	...	...	...	...	...
Poona and Bombay Depôts	2	...	...	...	...	...	...	...	...	...	...	...	...	...	...	...
Nasirabad	82	...	...	...	...	...	...	...	...	...	2	...	...	2	2	...
Neemuch	22	...	...	...	...	...	...	1	1	...	...	...	...	2	1	...
Indore	3	...	...	...	...	...	...	...	...	...	...	...	...	...	...	...
Mhow	165	...	...	...	...	...	...	...	1	...	...	...	...	1	1	...
Dera	78	...	...	...	...	...	...	...	...	...	...	...	...	...	...	...
Ahmedabad and Baroda	27	...	...	...	...	...	...	1	...	...	...	...	...	1	...	...
Kurrachee and Ghizree	106	...	...	...	...	...	...	...	...	...	...	...	...	...	...	...
Hyderabad	34	...	...	...	...	...	...	...	...	...	...	...	...	...	...	...
Aden	60	...	...	...	...	...	...	...	...	...	...	...	...	...	...	...
	577	...	...	...	...	...	1	1	2	...	2	...	...	6	4	6.93
Bombay	44	...	...	...	...	...	...	...	...	...	...	...	...	...	...	...
Asirgarh	8	...	...	...	...	...	...	...	...	...	...	...	...	...	...	...
Ahmednagar	76	...	...	...	...	...	...	1	...	...	...	...	...	1	1	...
Poona and Kirkee	283	...	...	...	...	...	1	...	...	...	...	...	...	...	...	...
Sattara	17	...	...	...	...	...	...	...	...	...	...	...	...	...	...	...
Belgaum	101	...	...	...	...	...	...	...	...	...	...	...	...	...	...	...
Secunderabad	262	...	...	...	...	...	...	...	...	...	...	...	...	...	...	...
Kamptee	153	...	...	...	...	...	...	...	...	...	...	...	...	...	...	...
	945	...	...	...	...	...	1	1	...	...	...	...	...	2	1	1.06
Bellary	118	...	...	...	...	...	...	...	...	...	...	...	...	...	...	...
Bangalore	256	...	...	...	...	...	...	...	...	...	...	1	...	1	1	...
Cannanore	85	...	...	...	...	...	...	...	...	...	...	...	...	...	...	...
Mallapooram	6	...	...	...	...	...	...	...	...	...	...	...	...	...	...	...
Calicut	4	...	...	...	...	...	...	...	...	...	...	...	...	...	...	...
Trichinopoly	24	...	...	...	...	...	...	...	...	...	...	...	...	...	...	...
St. Thomas' Mount	77	...	...	...	...	...	...	...	...	1	...	...	...	1	1	...
Madras	102	...	...	...	...	...	...	...	...	...	...	...	...	...	...	...
	672	...	...	...	...	...	...	...	...	1	...	1	...	2	2	2.98
Rangoon	88	...	...	...	...	...	...	...	...	...	...	...	...	...	...	...
Toungoo	39	...	...	...	...	...	...	...	...	...	...	...	...	...	...	...
Thayetmyoo	73	...	...	...	...	...	...	...	...	...	...	...	...	...	...	...
Port Blair	1	...	...	...	...	...	...	...	...	...	...	...	...	...	...	...
	201	...	...	...	...	...	...	...	...	...	...	...	...	...	...	...
Tarapur (7 months)	5	...	...	...	...	...	...	...	...	...	...	...	...	...	...	...
Mount Abu	13	...	...	...	...	...	...	...	...	...	...	...	...	...	...	...
Purandhar	8	...	...	...	...	...	...	...	...	...	...	...	...	...	...	...
Wellington	96	...	...	...	...	...	...	...	...	...	...	...	...	...	...	...
Ramandroog	7	...	...	...	...	...	...	...	...	...	...	...	...	...	...	...
(ANNUAL STRENGTH)	127	...	...	...	...	...	...	...	...	...	...	...	...	...	...	...
ARMY OF BENGAL	3,722	...	...	...	...	...	...	11	8	15	5	1	1	41	27	7.25
ARMY OF MADRAS	1,441	...	...	...	...	...	...	...	...	1	...	1	...	2	2	1.39
ARMY OF BOMBAY	1,171	...	...	...	...	...	2	2	2	...	2	...	...	8	5	4.27
ARMY OF INDIA	6,335	...	...	...	...	...	2	13	10	16	7	2	1	51	35	3.57



# WOMEN AND CHILDREN OF EUROPEAN REGIMENTS, 1875.

## XII.

TABLE showing the DISTRIBUTION by STATIONS of the CHOLERA of the CHILDREN of EUROPEAN REGIMENTS.

STATIONS.	Average Strength.	NUMBER OF ADMISSIONS FROM CHOLERA IN EACH MONTH.												Total Admissions of the Year.	Deaths of the Year.	Death-rate per 1,000 of Strength.
		Jan.	Feb.	Mar.	April.	May.	June.	July.	Aug.	Sept.	Oct.	Nov.	Dec.			
Deolali Depot, Bengal Troops	49															
Children on the march	175															
Colaba Depot, Bengal Troops	1															
Fort William	174															
Dum-Dum	145															
Barrackpore	103															
	421															
Hazáribágh	7															
Dinapore	191					1								1	1	
Bennares	68															
Chunar	4															
Fyzabad	185								2	4	1			7	5	
Lucknow	606								3	8				11	9	
Sitapur	94															
Patehgarh	40															
Cawnpore	165															
Allahabad	178															
	1,375					1			5	12	1			19	15	10.91
Shahjahanpur	68															
Bareilly	99															
Moradabad	20									2				2	1	
Roorkee	88						2							3	2	
Meerut	418									3				1	1	
Delhi	101								1					1	1	
Muttra	97				1									1	1	
	891				1		2		1	5				9	7	7.86
Aggra	199															
Morar	280								4	1	1			6	6	
Gwalior Citadel	67															
Jhansi	87															
Nowgong	58								1					1	1	
Saugor	15															
Jubbulpore	156															
	862								5	1	1			7	6	6.96
Umballa	282								3					3	2	
Jullundur	95															
Ferozepore	160															
Mooltan	192															
Sialkot	206															
Amritsar	47															
Fort Lahore	7															
Mean Meer	294										4			4	3	
Rawal Pindi	368															
Campbellpore	56															
Attock	23															
Nowshera	76															
Peshawar	178															
Cherat (9 months)	133															
(ANNUAL STRENGTH)	2,623								3		4			7	5	2.47
Darjeeling	42															
Naini Tal	59															
Ladnoor	37															
Chakrata	213															
Kasauli	96															
Dagshai	132								24					24	18	
Solon (8 months)	198															
Subathu	7															
Jutogh	87															
Kangra (10 months)	12															
Dalhousie (9 months)	14															
Murree Hills (7 months)	146															
Murree	230															
(ANNUAL STRENGTH)	1,219							24						24	18	14.77
BENGAL PRESIDENCY	7,017				1	1	2	24	14	18	6			66	81	7.27



STATIONS.	Average Strength.	NUMBER OF ADMISSIONS FROM CHOLERA IN EACH MONTH.												Total Admissions of the year.	Deaths of the year.	Death-rate per 1,000 of Strength.
		Jan.	Feb.	Mar.	April.	May.	June.	July.	Aug.	Sep.	Oct.	Nov.	Dec.			
Children on the march, Bombay Presidency	22	...	...	...	...	...	...	...	...	...	...	...	...	...	...	...
Deolali Depot, Bombay Troops	44	...	...	...	...	...	...	...	...	...	...	...	...	...	...	...
Poona Depot	...	...	...	...	...	...	...	...	...	...	...	...	...	...	...	...
Colaba Depot	6	...	...	...	...	...	...	...	...	...	...	...	...	...	...	...
Children on the march, Madras Presidency	16	...	...	...	...	...	...	...	...	...	...	...	...	...	...	...
Poonamallee and Presidency Depôts	82	...	...	...	...	...	...	...	...	...	...	...	...	...	...	...
Deolali Depot, Madras Troops	21	...	...	...	...	...	...	...	...	...	...	...	...	...	...	...
Poona and Bombay Depôts	5	...	...	...	...	...	...	...	...	...	...	...	...	...	...	...
Nasirabad	191	...	...	...	...	...	...	...	...	...	...	...	...	...	...	...
Necmuh	37	...	...	...	...	...	...	1	4	1	...	...	...	6	3	...
Indore	4	...	...	...	...	...	...	...	...	...	...	...	...	...	...	...
Mhow	297	...	...	...	...	...	...	...	4	...	...	...	...	4	3	...
Deesa	182	...	...	...	...	...	...	...	...	...	...	...	...	...	...	...
Ahmedabad and Baroda	56	...	...	...	...	...	...	...	...	...	...	...	...	...	...	...
Kurrachee and Ghizree	188	...	...	...	...	...	...	...	...	...	...	...	...	...	...	...
Hyderabad	68	...	...	...	...	...	...	...	...	...	...	...	...	...	...	...
Aden	107	...	...	...	...	...	...	...	...	...	...	...	...	...	...	...
	1,129	...	...	...	...	...	...	1	8	1	...	...	...	10	6	5.31
Bombay	90	...	...	...	...	...	...	...	...	...	...	...	...	...	...	...
Asirgarh	15	...	...	...	...	...	...	...	...	...	...	...	...	...	...	...
Ahmednagar	174	...	...	...	...	...	...	...	1	...	...	...	...	1	1	...
Poona and Kirkee	596	...	...	...	...	...	...	...	...	...	...	...	...	...	...	...
Sattara	44	...	...	...	...	...	...	...	...	...	...	...	...	...	...	...
Belgaum	178	...	...	...	...	...	...	...	...	...	...	...	...	...	...	...
Secunderabad	558	...	...	...	...	...	...	...	...	...	...	...	...	...	...	...
Kamptee	284	...	...	...	...	...	...	...	...	...	...	...	...	...	...	...
	1,879	...	...	...	...	...	...	1	...	...	...	...	...	1	1	5.3
Bellary	262	...	...	...	...	...	...	...	...	...	...	...	...	...	...	...
Bangalore	552	...	...	...	...	...	...	...	...	...	...	...	...	...	...	...
Cannanore	147	...	...	...	...	...	...	...	...	...	...	...	...	...	...	...
Mallapooram	5	...	...	...	...	...	...	...	...	...	...	...	...	...	...	...
Calicut	6	...	...	...	...	...	...	...	...	...	...	...	...	...	...	...
Trichinopoly	58	...	...	...	...	...	...	...	...	...	...	...	...	...	...	...
St. Thomas' Mount	149	...	...	...	...	...	...	...	...	...	...	...	...	4	3	...
Madras	251	...	...	...	...	...	...	...	1	...	...	1	...	2	2	...
	1,431	...	...	...	...	...	...	...	6	...	1	...	...	6	5	3.49
Rangoon	172	...	...	...	...	...	...	...	...	...	...	...	...	...	...	...
Toungoo	80	...	...	...	...	...	...	...	...	...	...	...	...	...	...	...
Thayetmyo	138	...	...	...	...	...	...	...	...	...	...	...	...	...	...	...
Fort Blair	...	...	...	...	...	...	...	...	...	...	...	...	...	...	...	...
	389	...	...	...	...	...	...	...	...	...	...	...	...	...	...	...
Taragbur, Ajmere (7 months)	13	...	...	...	...	...	...	...	...	...	...	...	...	...	...	...
Mount Aboe	31	...	...	...	...	...	...	...	...	...	...	...	...	...	...	...
Purandhar	25	...	...	...	...	...	...	...	...	...	...	...	...	...	...	...
Wellington	233	...	...	...	...	...	...	...	...	...	...	...	...	...	...	...
Ramandroog	21	...	...	...	...	...	...	...	...	...	...	...	...	...	...	...
(ANNUAL STRENGTH.)	321	...	...	...	...	...	...	...	...	...	...	...	...	...	...	...
ARMY OF BENGAL	7,017	...	...	...	1	1	2	24	14	18	6	...	...	66	51	7.27
ARMY OF MADRAS	3,039	...	...	...	...	...	...	...	...	5	...	1	...	6	5	1.65
ARMY OF BOMBAY	2,303	...	...	...	...	...	...	1	9	1	...	...	...	11	7	3.04
ARMY OF INDIA	12,359	...	...	...	1	1	2	25	23	24	6	1	...	83	63	6.10



# WOMEN AND CHILDREN OF EUROPEAN REGIMENTS, 1875.

## XIII.

DETAIL of the CAUSES of the ADMISSIONS and DEATHS of the WOMEN of EUROPEAN REGIMENTS.

CAUSES OF ADMISSIONS AND DEATHS.	BENGAL.		MADRAS.		BOMBAY.		ARMY OF INDIA.		RATIO PER 1,000 OF STRENGTH.	
	Admitted.	Died.	Admitted.	Died.	Admitted.	Died.	Admitted.	Died.	Admitted.	Died.
Smallpox	2	...	5	...	...	...	7	...	1.1	...
Measles	9	...	...	...	...	...	9	...	...	...
Dengue	2	...	...	...	...	...	2	...	...	...
Enteric Fever	5	4	5	2	3	1	13	7	2.1	1.10
Ague	836	15	75	1	290	...	1,201	2	189.6	3.2
Remittent and Continued Fevers	441	15	98	3	70	2	609	29	96.1	3.16
Cholera	41	27	2	2	8	5	51	34	8.1	5.37
Mumps	...	...	...	...	...	...	1	...	...	...
Influenza	2	...	...	...	...	...	2	...	...	...
Erysipelas	9	...	1	...	1	...	11	...	...	...
Rheumatism	71	...	24	1	12	...	107	1	16.9	1.6
Secondary Syphilis	5	...	2	...	9	...	16	...	...	...
Cancer	...	...	1	1	2	1	3	2	...	...
Lupus	3	...	...	...	...	...	6	...	...	...
Scrofula	5	...	...	...	...	...	...	...	...	...
Phthisis Pulmonalis	49	8	8	4	9	2	66	14	10.4	2.21
Hæmoptysis	1	...	...	...	...	...	1	...	...	...
Anæmia	101	...	6	...	20	...	133	...	...	...
General Dropsy	1	...	...	1	...	...	1	...	...	...
Meningitis	1	1	1	...	...	...	2	1	...	...
Apoplexy and Sanstroke	11	4	...	...	2	1	13	6	2.1	7.9
Paralysis	1	...	...	...	1	...	2	...	...	...
Tetanus	...	1	...	...	...	...	...	1	...	...
Epilepsy	6	...	...	...	1	...	7	...	...	...
Chorea	...	...	...	...	1	...	1	...	...	...
Hysteria	17	...	6	...	14	...	37	...	...	...
Neuralgia	26	...	5	...	11	...	42	...	...	...
Mania	1	...	1	...	1	...	3	...	...	...
Melancholia	1	...	1	...	...	...	2	...	...	...
Dementia	1	...	1	...	1	...	3	...	...	...
Conjunctivitis and Ophthalmia	290	...	43	...	67	...	340	...	54.8	...
Other Diseases of the Eye	6	...	...	...	1	...	7	...	...	...
Diseases of the Ear	2	...	1	...	2	...	5	...	...	...
Epistaxis	1	...	...	...	...	...	1	...	...	...
Valve Disease of the Heart	3	1	1	...	2	1	6	2	2.5	4.7
Other Diseases of the Heart	7	1	2	...	1	...	10	1	...	...
Phlebitis	...	...	...	...	1	...	1	...	...	...
Phlegmonia Dolens	2	...	1	...	...	...	3	...	...	...
Varicose Veins	2	...	1	...	...	...	3	...	...	...
Laryngitis	2	...	...	...	...	...	2	...	...	...
Bronchitis	69	2	27	...	27	...	123	2	25.7	1.10
Asthma	5	...	3	...	3	...	11	...	...	...
Pneumonia	15	3	2	1	2	1	19	5	...	...
Pleurisy	3	...	2	...	3	...	8	...	...	...
Stomatitis	2	...	...	...	...	...	2	...	...	...
Gumboil	3	...	...	...	...	...	3	...	...	...
Tonsillitis	32	...	9	...	9	...	69	...	7.9	...
Gastritis	1	...	1	1	1	...	3	1	...	...
Hæmatemesis	1	...	1	...	...	...	2	...	...	...
Dyspepsia, Constipation and Colic	222	...	88	...	114	...	424	...	...	...
Enteritis	1	1	...	...	...	...	1	1	...	...
Dysentery	113	7	43	5	35	2	191	14	30.1	2.21
Tænia Solium	18	...	2	...	3	...	23	...	...	...
Ascaris Lumbricoides	...	...	2	...	...	...	2	...	...	...
Fæcal Fistula	1	1	...	...	...	...	1	1	...	...
Intestinal Hemorrhage	1	1	...	...	1	...	2	1	...	...
Diarrhoea	307	8	56	1	69	1	432	10	68.2	1.38
Hæmorrhoids	3	...	3	...	2	...	8	...	...	...
Hepatitis	73	4	57	2	10	1	120	7	18.9	1.10
Jaundice	11	...	1	...	3	...	15	...	...	...
Diseases of the Spleen	17	...	2	...	6	...	25	...	3.9	...
Bright's Disease	4	1	4	...	...	...	8	1	...	...
Calculus	...	...	1	...	...	...	1	...	...	...
Hæmaturia Renalis	1	...	...	...	...	...	1	...	...	...
Cystitis	4	...	1	...	2	...	7	...	...	...
Incontinence of Urine	...	...	1	...	1	...	2	...	...	...
Gonorrhoea	1	...	...	...	...	...	1	...	...	...
Inflammation of the Ovary	4	...	7	...	1	...	12	...	...	...
Pelvic Cellulitis	2	...	...	...	...	...	2	...	...	...
Occlusion of the Uterus	...	...	...	...	2	...	7	...	...	...
Ulcer of the Uterus	5	...	2	...	...	...	...	...	...	...
Displacements, &c., of the Uterus	11	...	6	...	11	...	28	...	...	...
Catarrh of the Vagina	12	...	3	...	8	...	23	...	...	...
Inflammation of the Vagina	...	...	2	...	1	...	3	...	...	...
Aménorrhoea	9	...	1	...	1	...	11	...	...	...
Dysmenorrhoea	6	...	6	...	3	...	15	...	...	...
Menorrhagia	37	...	15	...	10	...	62	...	54.3	3.31
Hysteralgia	...	...	...	...	1	...	1	...	...	...
Pregnancy	2	...	1	...	...	...	3	...	...	...
Childbirth	...	10	...	...	...	1	...	11	...	...
Abortion	74	...	30	...	22	...	126	...	...	...
Uterine Hemorrhage	30	...	4	...	1	...	25	...	...	...
Retention of the Placenta	...	...	1	1	...	...	1	1	...	...
Metro-peritonitis	9	3	1	...	7	3	17	6	...	...
Puerperal Convulsions	2	1	...	...	...	...	2	1	...	...
Fever	3	2	1	...	...	...	4	2	...	...
Periostitis	1	1	...	...	...	...	1	1	...	...
Caries	1	...	...	...	...	...	1	...	...	...
Synovitis	12	...	...	...	...	...	12	...	...	...
Abscess	62	...	25	...	20	...	88	...	...	...
Ulcer	24	...	7	...	5	...	36	...	...	...
Boils	11	...	1	...	11	...	23	...	...	...
Scabies	1	...	1	...	...	...	2	...	...	...
Other Skin Diseases	4	...	1	...	2	...	7	...	...	...
General Debility	816	5	292	1	188	...	1,296	6	225.6*	3.6
Delirium Tremens	1	...	1	...	...	...	2	...	...	...
Injuries	40	1	14	...	6	...	60	1	9.5	...
Murder and Homicide	...	...	...	...	...	1	...	1	...	...
Cause not ascertained	7	...	...	...	...	...	7	...	...	...
Non-malignant Tumours	5	...	4	...	...	...	9	...	...	...
Ratio for all causes not specially calculated	...	...	...	...	...	...	...	...	136.9	2.05
	3,082	114	1,005	27	1,128	23	6,115	164	965.3	25.89



# WOMEN AND CHILDREN OF EUROPEAN REGIMENTS, 1875.

## XIV.

DETAIL of the CAUSES of the ADMISSIONS and DEATHS of the CHILDREN of EUROPEAN REGIMENTS.

CAUSES OF ADMISSIONS AND DEATHS.	BENGAL.		MADRAS.		BOMBAY.		ARMY OF INDIA.		RATIO PER 1,000 OF STRENGTH.	
	Admitted.	Died.	Admitted.	Died.	Admitted.	Died.	Admitted.	Died.	Admitted.	Died.
Children of the Army of Bengal—Strength ...	7,917								5667	
" " " Madras " ...	3,039								4870	
" " " Bombay " ...	2,393								7642	
" " " India " ...	12,350								6975	
Admission-rate per 1,000 ...	867.9									
Death-rate per 1,000 ...	56.67									
Smallpox ...	2						2		2	
Chickenpox ...	37		34		9		80			
Measles ...	459	31	90	4	144	12	684	49	553	396
Dengue ...	3						3		2	
Enteric Fever ...	1		1		3	1	5	1	4	08
Ague ...	766	3	84		382	1	1,232	4	997	372
Intermittent and Continued Fevers ...	551	33	183	5	181	4	915	42	710	510
Cholera ...	66	51	6	5	11	7	83	63	67	
Diphtheria ...	1	1	1		1	1	3	2		
Whooping Cough ...	113	6	4		22	1	139	7	112	57
Mumps ...	19		2		1		22			
Influenza ...	5	1	2				7	1	6	08
Erysipelas ...	5				5		10			
Rheumatism ...	17				1		18			
Secondary Syphilis ...	3	1	1		3	1	7	2		
Lupus ...										
Scrofula ...	13	2	6	3	2		21	5		
Phthisis Pulmonalis ...	4		4				8			
Hemoptysis ...			1				1			
Tubercle Mesenterica ...	39	15	2	2	20	12	52	29	7.5	275
Morbus Coxæ ...	5		5		1		11			
Purpura ...			2	2			2	2		
Scurvy ...	1						1			
Anæmia and Chlorosis ...	114	3	1		28		143	3		
Meningitis ...	14	8	4	4	6	6	24	18	1.9	1.48
Apoplexy and Stroke ...	18	12	1		2		21	12	1.7	.97
Hydrocephalus ...	5	3	5	2	5	2	15	7	1.2	.57
Inflammation of the Spinal Cord ...	1	1					1	1		
Paralysis ...	1	1			2		3	1		
Tetanus ...	2	2			1	1	3	3		
Convulsions ...	109	73	38	28	36	32	176	133	14.2	1076
Hydrophobia ...			1	1			1	1		
Epilepsy ...	6				3	1	9	1		
Hysteria ...	3						3			
Conjunctivitis and Ophthalmia ...	1,095		294		285		1,684		136.4	
Other Diseases of the Eye ...	1		1				2			
Diseases of the Ear ...	3				4	1	2	1		
Valve Disease of the Heart ...	2						2			
Other Diseases of the Heart ...	4	1	1	1			5	2	6	16
Varicose Veins ...	1						1			
Inflammation of the Inguinal Glands ...	2		1		1		4			
" " other Glands ...			2		3		5			
Goitre ...	1						1			
Croup ...	53	10	5	3	6	4	64	17		
Laryngitis ...	2	2			1		3	2		
Bronchitis ...	285	24	100	7	75	3	469	34	44.6	483
Pneumonia ...	17	4	3	1			20	5		
Atelectasis ...			1	1			1	1		
Pleurisy ...	1	1			2		3	1		
Stomatitis ...	8		2		4		14			
Aphtha ...	4	1	1				5	1		
Cancer of the Ovis ...	1	1	1	1			2	2		
Dentition ...	297	45	129	23	117	18	483	86	39.9	696
Gum-boil ...	1		2		1		4			
Sore-throat ...			3		2		5			
Tonsillitis ...	61	1	12	2	31	1	164	3	8.9	32
Sloughing Sore Throat ...					1		1	1		
Dyspepsia, Constipation and Colic ...	39		14		12		56			
Enteritis ...	2	2					2	2		
Dysentery ...	163	29	78	8	55	9	296	37	21.0	299
Intussusception ...	1	1					1	1		
Hernia ...	4				1		5			
Tænia Solium ...	16		9		12		37			
Ascaris Lumbricoides ...	2		33		8		43			
Other Entozoa ...	1						1			
Diarrhoea ...	841	117	218	26	228	36	1,287	179	104.1	1448
Hæmorrhoids and Prolapsus Ani ...	6		4		6		11			
Hepatitis ...	8		3	1	6		17	1	1.4	.08
Jaundice ...	12	2	1		3		16	2		
Biliary Fistula ...	2						2			
Diseases of the Spleen ...	27				2		29		2.3	
Peritonitis ...					1	1	1	1		
Bright's Disease ...	1						1			
Calculus ...	3				1		4			
Incontinence of Urine ...	2						2			
Gonorrhoea ...			1				1			
Phimosis ...	2				6		8			
Hydrocele ...	1						1			
Catarrh of the Vagina ...	1				2		3			
Inflammation of the Vagina ...	1						1			
Inflammation of the Labia ...	1						3			
Amenorrhoea ...	1						3			
Dysmenorrhoea ...	2						4			
Menorrhagia ...	2						2			
Perimetritis ...	4				2		6			
Necrosis ...	1						1			
Synovitis ...	6				1		9			
Scabies ...	2				1		8			
Other skin diseases ...	33		10		19		62			
Abscess ...	51	2	15		19	1	76	3		
Ulcer ...	22	1	14		10		46	1	15.5	32
Boils ...	35		15		19		69			
General Debility ...	550	50	229	14	142	19	921	83	80.1	696
Injuries ...	103	3	35	2	43		181	5	14.6	99
Congenital Malformations ...	5	1	3	2	2	1	10	4		
Ratio for all causes not specially calculated ...									41.3	218
	6,090	538	1,739	148	2,602	176	9,822	862	794.7	6975

\* Including Anæmia.





## 2. NATIVE TROOPS, 1875.

---

Statements I to XV do not include the strength of men absent on leave; and the deaths among such men are not included, with the exception of a few which took place in the Hospitals of other Regiments, and the causes of which have consequently been ascertained.

Statement XVI shows the entire strength (present and absent) and the total number of deaths (present and absent) and in it the death-rates are calculated from the total number of deaths upon the entire strength.

## 2. NATIVE TROOPS 1875

The Native Troops were organized in 1875, and were the first of the kind in the world. They were organized in the form of a company, and were the first of the kind in the world.

The Native Troops were organized in 1875, and were the first of the kind in the world. They were organized in the form of a company, and were the first of the kind in the world.



# NATIVE TROOPS, 1875.

## I.

TABLE showing the SICKNESS and MORTALITY among the NATIVE TROOPS serving in the BENGAL PRESIDENCY during the Year 1875, and the prevalence of the principal Diseases in each Month of the Year.

(This Statement is for the Regular Native Army only, and for men present from month to month with their Regiments,--(See introductory note).)

MONTHS.	Average Strength.	Average Number Daily Sick.	Number Daily Sick per 1,000 of Strength.	Number of Deaths.	Died per 1,000 of Strength.	CAUSES OF DEATHS IN HOSPITAL.																			Died out of Hospital.
						Cholera.	Smallpox.	Enteric Fever.	Fever, Intermittent.	Fever, Remittent and Continued.	Apoplexy.	Dysentery.	Diarrhea.	Hepatitis.	Spleen Disease.	Respiratory Diseases.	Heart Diseases.	Phthisis Pulmonalis.	Dropsy.	Scurvy.	Atrophy and Anæmia.	Wounds and Accidents.	All other Causes.		
January	42,287	1,551	41.4	75	1.77	1	...	...	2	10	...	3	...	...	1	27	...	...	1	1	...	...	...	1	
February	42,690	1,506	40.9	62	1.45	...	...	...	...	...	...	...	...	...	...	...	...	...	...	...	...	...	...	...	
March	42,905	1,475	35.9	56	1.33	11	...	...	...	...	...	...	...	...	...	...	...	...	...	...	...	...	...	...	
April	37,839	1,329	35.1	42	1.11	4	...	...	...	...	...	...	...	...	...	...	...	...	...	...	...	...	...	...	
May	36,076	1,108	30.7	24	.67	7	...	...	...	...	...	...	...	...	...	...	...	...	...	...	...	...	...	...	
June	36,051	1,007	28.6	29	.80	2	...	...	...	...	...	...	...	...	...	...	...	...	...	...	...	...	...	...	
July	36,024	1,210	33.6	50	1.37	20	...	...	...	...	...	...	...	...	...	...	...	...	...	...	...	...	...	...	
August	36,891	1,314	35.6	29	.79	2	...	...	...	...	...	...	...	...	...	...	...	...	...	...	...	...	...	...	
September	37,317	1,731	46.3	38	1.02	14	...	...	...	...	...	...	...	...	...	...	...	...	...	...	...	...	...	...	
October	38,337	2,116	55.2	34	.89	1	...	...	...	...	...	...	...	...	...	...	...	...	...	...	...	...	...	...	
November	41,383	2,288	55.3	49	.97	...	...	...	...	...	...	...	...	...	...	...	...	...	...	...	...	...	...	...	
December	41,934	1,907	44.5	51	1.22	...	...	...	...	...	...	...	...	...	...	...	...	...	...	...	...	...	...	...	
						66	8	3	53	44	13	36	32	4	22	124	6	30	1	4	14	11	37	22	
Died per 1,000 of the Average Strength.																									
For the year	39,125	1,590	40.4	530	13.55	1.69	.20	2.46	.33	.92	.82	.10	.56	3.17	.15	.77	.03	.10	.36	.28	.95	.56			

Absent deaths 173. Ratio of 703 deaths, 1570 per 1,000 of the Total Regimental Strength

CAUSES OF ADMISSIONS.	NUMBER OF ADMISSIONS INTO HOSPITAL IN EACH MONTH.												Total Admitted during the Year.	Admitted per 1,000 of Strength.	Died out of each hundred cases treated.
	Jan.	Feb.	March.	April.	May.	June.	July.	Aug.	Sept.	Oct.	Nov.	Dec.			
	...	...	...	...	...	...	...	...	...	...	...	...			
Cholera	3	1	18	8	11	5	53	9	18	2	3	3	134	3.4	49.25
Smallpox	9	2	7	10	8	4	...	...	...	...	1	7	48	1.2	16.67
Enteric Fever	...	...	...	...	2	1	...	2	1	...	...	...	6	.2	5.90
Fever, Intermittent	1,242	845	1,002	1,083	1,061	1,118	1,082	1,889	3,049	4,113	4,615	1,975	23,045	59.0	23
Fever, Remittent and Continued	22	17	28	48	40	35	49	30	46	21	32	12	380	9.7	11.58
Apoplexy	1	...	...	2	2	4	4	1	4	3	1	...	22	.6	59.09
Dysentery	209	125	161	238	159	187	162	390	274	297	403	337	2,843	72.7	1.60
Diarrhoea	108	62	102	110	86	127	122	125	144	119	145	148	1,398	35.7	4.88
Hepatitis	7	9	10	2	7	9	3	7	4	2	13	9	82	2.1	4.72
Spleen Disease	45	39	47	25	26	35	27	50	35	41	52	45	466	11.9	6.39
Respiratory Diseases	297	2.9	223	133	113	106	64	101	93	127	237	219	2,091	51.1	28.04
Phthisis Pulmonalis	6	8	14	12	7	11	8	10	8	3	8	12	107	2.7	29.60
Dropsy	1	2	...	...	...	...	...	...	...	...	...	...	5	.1	5.26
Scurvy	4	3	...	...	...	...	...	...	...	...	...	...	1	.0	...
Rheumatism	189	193	176	122	116	148	125	146	137	114	291	169	1,896	46.9	...
Veneral Diseases	169	149	177	116	118	153	129	143	196	109	119	124	1,612	41.2	...
Eye Diseases	63	52	99	104	90	117	109	128	120	102	91	59	1,119	28.6	...
Abscess and Ulcer	277	257	295	298	229	354	372	542	355	328	360	241	3,818	97.6	...
Wounds and Accidents	447	385	449	337	359	393	317	580	332	396	758	488	5,152	131.7	...
All other Causes	310	282	362	275	222	356	308	399	319	457	499	348	4,098	101.7	...
	3,499	2,719	3,163	2,821	2,611	3,165	2,928	4,389	5,041	6,237	7,516	4,216	48,248		
Admitted per 1,000 of the Average Strength in each Month.															
	89.6	63.7	75.2	74.6	73.3	87.8	79.9	119.0	135.1	162.7	181.6	109.5	123.2		



# NATIVE TROOPS, 1875.

## II.

TABLE showing the SICKNESS and MORTALITY among the NATIVE TROOPS serving in BENGAL PROPER and in ASSAM during the Year 1875, and the prevalence of the principal Diseases in each Month of the Year.

MONTHS.	Average Strength.	Average Number Daily Sick.	Number Daily Sick per 1,000 of Strength.	Number of Deaths.	Died per 1,000 of Strength.	CAUSES OF DEATHS IN HOSPITAL.																	Died out of Hospital.		
						Cholera.	Smallpox.	Enteric Fever.	Fever, Intermittent.	Fever, Remittent and Continued.	Apoplexy.	Dysentery.	Diarrhoea.	Hepatitis.	Spleen Disease.	Respiratory Diseases.	Heart Diseases.	Phthisis Pulmonalis.	Dropsy.	Scurvy.	Atrophy and Anæmia.	Wounds and Accidents.		All other Causes.	
January	7,806	420	53.8	13	...	1	...	...	1	1	...	3	2	...	1	...	1	...	1	...	1	...	...	1	...
February	7,919	412	51.8	20	...	...	...	...	...	1	...	...	1	...	1	...	2	1	...	1	...	...	...	1	...
March	8,149	376	46.1	26	...	10	1	...	2	...	...	1	4	...	1	...	...	1	...	...	...	...	...	1	...
April	7,681	355	46.8	9	...	1	1	...	...	...	2	1	1	...	1	...	...	...	...	...	...	...	...	...	...
May	7,188	288	40.1	5	...	1	1	1	...	...	1	...	...	...	1	...	...	...	...	...	...	...	...	...	...
June	7,108	302	42.5	9	...	2	2	...	...	...	...	1	...	...	1	...	2	...	...	...	...	...	...	...	...
July	7,153	373	52.1	10	...	...	...	...	2	1	1	...	1	...	1	...	1	...	2	...	...	...	...	1	...
August	7,203	383	53.2	8	...	...	...	...	1	1	...	1	1	...	2	...	...	...	...	...	...	...	...	...	...
September	7,290	461	63.2	12	...	1	...	...	1	1	2	...	1	...	1	...	...	...	...	...	...	...	1	2	...
October	7,433	601	80.9	14	...	1	...	...	...	2	2	3	2	...	3	...	...	...	...	...	...	...	...	...	...
November	7,885	685	86.9	18	...	2	...	...	3	...	1	...	5	...	3	...	...	...	...	...	...	1	...	...	...
December	8,466	509	70.8	20	...	2	...	...	3	1	...	2	1	...	3	2	1	2	...	2	...	...	...	1	...
						21	5	1	13	8	9	14	19	...	20	9	2	7	...	4	5	5	...	9	13
Died per 1,000 of the Average Strength.																									
For the year	7,601	438	57.6	164	21.58*	276	106	...	239	118	184	250	...	263	118	26	92	...	33	66	66	...	118	171	

\* For Statement of Absent Deaths, see Regimental Table XVI, Section 1.

CAUSES OF ADMISSIONS.	NUMBER OF ADMISSIONS INTO HOSPITAL IN EACH MONTH.												Total Admitted during the Year.	Admitted per 1,000 of Strength.	Died out of each hundred cases treated.
	Jan.	Feb.	March.	April.	May.	June.	July.	Aug.	Sept.	Oct.	Nov.	Dec.			
Cholera	3	...	16	1	2	3	1	1	2	2	2	3	36	47	58.33
Smallpox	...	...	2	6	6	3	...	...	...	...	...	2	19	25	29.32
Enteric Fever	...	...	...	...	2	...	...	1	...	...	...	...	3	4	33.33
Fever, Intermittent	210	191	230	238	199	305	452	614	568	736	905	436	5,084	688.9	26
Fever, Remittent and Continued	1	3	6	5	13	14	18	7	10	7	5	3	92	121	87.0
Apoplexy	...	...	...	2	1	...	1	...	2	3	1	...	10	13	90.00
Dysentery	115	61	66	99	59	84	65	79	70	73	107	126	1,004	132.1	21.3
Diarrhoea	57	29	48	33	34	59	43	41	62	44	51	45	546	71.8	...
Hepatitis	1	2	...	...	1	2	...	1	3	...	2	1	13	17	...
Spleen Disease	15	16	25	13	11	12	14	24	20	25	17	17	209	27.5	9.57
Respiratory Diseases	66	51	44	35	30	30	19	32	35	37	67	63	499	65.7	1.80
Phthisis Pulmonalis	...	1	1	1	2	2	1	2	4	...	2	4	29	26	35.00
Dropsy	1	...	...	...	...	...	...	...	...	...	...	...	2	3	...
Scurvy	3	2	1	1	2	2	2	4	2	2	11	18	50	6.6	5.00
Rheumatism	28	32	43	34	24	24	26	18	33	23	29	44	358	47.1	...
Veneral Diseases	30	30	31	24	27	28	29	25	20	20	23	12	300	39.5	...
Eye Diseases	10	10	10	9	9	18	9	17	9	9	13	16	139	18.3	...
Abscess and Ulcer	40	39	51	45	44	72	59	66	65	60	56	44	611	84.3	...
Wounds and Accidents	72	84	91	87	93	76	63	85	81	70	128	78	1,008	132.6	...
All other Causes	81	92	107	61	75	110	113	153	134	274	194	147	1,561	205.4	...
	723	643	772	714	634	844	915	1,171	1,120	1,385	1,613	1,000	11,594		
Admitted per 1,000 of the Average Strength in each Month.															
	92.6	80.9	94.7	94.2	88.2	118.7	127.9	162.6	153.6	180.3	204.6	125.2	1525.3		



# NATIVE TROOPS, 1875.

## III.

TABLE showing the SICKNESS and MORTALITY among the NATIVE TROOPS serving in the DINAPORE, BENARES, OUDH and CAWNPORE DISTRICTS during the Year 1875, and the prevalence of the principal Diseases in each Month of the Year.

MONTHS.	Average Strength.	Average Number Daily Sick.	Number Daily Sick per 1,000 of Strength.	Number of Deaths.	Died per 1,000 of Strength.	CAUSES OF DEATHS IN HOSPITAL.																	Died out of Hospital.		
						Cholera.	Smallpox.	Enteric Fever.	Fever, Intermittent.	Fever, Remittent and Continued.	Apoplexy.	Dysentery.	Diarrhoea.	Hepatitis.	Spleen Disease.	Respiratory Diseases.	Heart Diseases.	Phthisis Pulmonalis.	Dropsy.	Scurvy.	Atrophy and Anæmia.	Wounds and Accidents.		All other Causes.	
January	7,340	237	32.3	1	...	...	...	...	...	...	...	...	...	...	...	1	...	...	...	...	...	...	...	...	...
February	7,432	253	34.0	1	...	...	...	...	1	...	...	...	...	...	...	...	...	...	...	...	...	...	...	...	...
March	7,601	222	29.2	...	...	1	1	...	...	...	1	1	...	...	...	...	...	...	...	...	...	...	...	...	...
April	6,575	191	29.0	...	...	...	...	...	...	...	...	...	...	...	...	...	...	1	...	...	...	...	...	...	...
May	6,357	168	26.8	4	...	...	...	...	...	...	...	...	...	...	...	...	...	...	...	...	...	...	...	...	...
June	6,284	169	27.0	1	...	...	...	...	...	...	...	...	...	...	...	...	...	...	...	...	...	...	...	...	...
July	6,417	173	27.0	...	...	...	...	...	...	...	...	...	1	...	...	...	...	...	...	...	...	...	...	...	...
August	6,410	187	29.2	...	...	1	...	...	...	...	...	...	1	...	...	...	...	...	...	...	...	...	...	...	...
September	6,439	250	34.2	4	...	...	...	...	...	...	...	...	...	...	...	...	...	...	...	...	...	...	...	...	...
October	6,725	234	34.8	...	...	...	...	...	...	...	...	...	...	...	...	...	...	...	...	...	...	...	...	...	...
November	7,048	305	43.3	1	...	...	...	...	...	...	...	...	...	...	...	...	...	...	...	...	...	...	...	...	...
December	6,327	229	36.2	...	...	...	...	...	1	1	...	1	...	...	...	...	...	...	...	...	...	...	...	...	...
						9	1	...	2	1	1	5	3	...	...	5	1	3	...	...	...	...	...	3	...
Died per 1,000 of the Average Strength.																									
For the year.	6,738	215	31.9	34	5.05*	1.34	.15	...	.45	.15	.74	.45	...	...	...	.74	.15	.45	...	...	...	...	...	.45	...

\* For Statement of Absent Deaths, see Regimental Table XVI, Section 2.

CAUSES OF ADMISSIONS.	NUMBER OF ADMISSIONS INTO HOSPITAL IN EACH MONTH.												Total Admitted during the Year.	Admitted per 1,000 of Strength.	Died out of each hundred cases treated.
	Jan.	Feb.	March.	April.	May.	June.	July.	Aug.	Sept.	Oct.	Nov.	Dec.			
Cholera		1	1	7	5	1		1	1				17	2.5	52.94
Smallpox	2		3		1							5	11	1.6	9.09
Enteric Fever															
Fever, Intermittent	110	88	135	136	166	114	194	159	189	320	628	158	2,238	33.21	...
Fever, Remittent and Continued		5	2	3		1	5	5	13	5	10	5	54	8.0	1.85
Apoplexy						3							3	.4	3.33
Dysentery	13	19	45	29	23	17	15	42	39	43	45	60	389	58.4	1.43
Diarrhoea	12	10	27	18	15	11	13	16	13	10	29	189	28.7	...	
Hepatitis	1	1	2	1	2	3	1	1			1	2	15	2.2	...
Spleen Disease		1	2	2	1	2		2				2	12	1.8	...
Respiratory Diseases	12	29	19	11	17	17	14	14	14	16	25	15	194	28.8	2.38
Phthisis Pulmonalis	1	2	4	3		3		2		3	1	1	20	3.0	15.00
Dropsy															...
Scurvy					1								1	.1	...
Rheumatism	34	25	23	12	17	21	15	12	17	11	27	27	241	35.8	...
Veneral Diseases	42	34	47	25	35	49	34	34	34	26	32	36	419	62.2	
Eye Diseases	24	14	28	33	24	26	27	20	24	19	15	6	260	38.6	...
Abscess and Ulcer	62	51	56	38	38	54	62	66	35	51	56	38	697	99.1	
Wounds and Accidents	78	72	96	39	54	79	55	106	65	77	152	63	936	138.9	...
All other Causes	44	41	53	34	24	43	50	40	36	19	49	31	455	67.5	
	435	384	543	391	423	439	393	557	474	603	942	459	6,043		
Admitted per 1,000 of the Average Strength in each Month.															
	59.3	51.7	71.4	56.5	67.6	69.9	61.2	80.9	73.6	89.7	135.7	72.5	89.9		



# NATIVE TROOPS, 1875.

## IV.

TABLE showing the SICKNESS and MORTALITY among the NATIVE TROOPS serving in the MEERUT DISTRICT and in ROHILCUND during the Year 1875, and the prevalence of the principal Diseases in each Month of the Year.

MONTHS.	Average Strength.	Average Number Daily Sick.	Number Daily Sick per 1,000 of Strength.	Number of Deaths.	Died per 1,000 of Strength.	CAUSES OF DEATHS IN HOSPITAL.																			Died out of Hospital.	
						Cholera.	Smallpox.	Enteric Fever.	Fever, Intermittent.	Fever, Remittent and Continued.	Apoplexy.	Dysentery.	Diarrhoea.	Hepatitis.	Spleen Disease.	Respiratory Diseases.	Heart Diseases.	Phthisis Pulmonalis.	Dropsy.	Scurvy.	Atrophy and Anæmia.	Wounds and Accidents.	All other Causes.			
January	5,579	157	28.1	9	...	...	...	...	3	1	...	...	...	...	...	4	...	4	1	...	...	...	...	...	...	
February	5,652	152	26.9	4	...	...	...	...	...	...	...	...	...	...	...	...	...	...	...	...	...	...	...	...	...	
March	5,579	158	28.3	1	...	...	...	...	...	...	...	...	...	1	...	...	...	...	...	...	...	...	...	...	...	
April	5,112	132	25.8	4	...	...	1	...	1	...	...	...	...	...	...	1	1	...	...	...	...	...	...	...	...	
May	4,868	121	24.9	6	...	3	...	...	1	...	...	1	...	...	...	...	1	...	...	...	...	...	...	...	...	
June	4,908	115	23.4	4	...	...	...	...	...	...	...	...	...	...	...	3	...	...	1	...	...	...	...	1	...	
July	5,028	116	23.1	8	...	...	1	...	1	...	...	1	...	...	1	...	1	...	1	...	...	...	...	12	1	
August	5,045	141	27.9	4	...	1	...	...	2	1	...	...	...	...	...	...	...	...	...	...	...	...	...	...	...	
September	5,155	177	34.3	5	...	3	...	...	...	...	...	...	1	...	...	...	...	...	...	...	...	...	...	...	...	
October	5,332	186	34.9	4	...	...	...	...	...	1	...	...	1	1	...	1	...	...	...	...	...	...	...	...	...	
November	5,329	170	31.9	4	...	...	...	...	...	1	...	...	...	...	...	...	...	1	...	...	...	...	...	2	...	
December	5,390	141	26.1	4	...	...	...	...	1	...	...	1	...	...	...	1	...	1	...	...	...	...	...	...	...	
						7	2	...	9	4	...	3	2	2	2	12	1	6	1	...	...	...	...	5	1	
Died per 1,000 of the Average Strength.																										
For the year	...	5,349	147	28.0	57	10.86*	1.33	.38	...	2.48	...	...	.57	.38	.38	.38	2.29	.19	1.14	.19	...	...	...	...	.95	.19

\* For Statement of Absent Deaths, see Regimental Table XVI, Section 3.

CAUSES OF ADMISSIONS.	NUMBER OF ADMISSIONS INTO HOSPITAL IN EACH MONTH.												Total Admitted during the Year.	Admitted per 1,000 of Strength.	Died out of each hundred cases treated.
	Jan.	Feb.	March.	April.	May.	June.	July.	Aug.	Sept.	Oct.	Nov.	Dec.			
Cholera	...	...	1	...	4	1	...	1	3	...	...	...	10	1.9	70.00
Smallpox	6	1	1	2	...	...	...	...	...	...	...	...	10	1.9	20.00
Enteric Fever	...	...	...	...	...	...	...	...	...	...	...	...	...	...	...
Fever, Intermittent	33	46	84	108	99	113	69	177	252	261	193	112	1,597	304.2	56
Fever, Remittent and Continued	7	1	4	17	12	7	18	13	15	2	5	1	102	19.4	3.92
Apoplexy	1	...	...	...	...	...	...	...	...	...	...	...	1	...	...
Dysentery	13	6	16	19	10	16	10	26	29	28	...	...	269	51.2	1.42
Diarrhoea	2	2	11	14	6	8	3	12	6	6	5	7	82	15.6	...
Hepatitis	1	2	3	...	2	1	...	3	1	1	2	3	19	3.6	16.53
Spleen Disease	5	6	9	5	4	3	4	6	4	1	5	2	54	10.3	3.70
Respiratory Diseases	10	16	16	13	10	15	9	9	10	13	18	21	161	30.7	7.45
Phthisis Pulmonalis	1	1	3	1	...	1	2	3	2	...	1	3	18	3.4	33.33
Dropsy	...	...	...	...	...	...	...	...	...	...	...	...	...	...	...
Scurvy	...	1	...	...	1	...	...	...	...	...	...	...	3	...	...
Rheumatism	16	17	16	9	16	20	22	18	11	12	33	13	203	38.7	...
Veneral Diseases	34	16	30	19	13	25	19	24	18	16	15	10	239	45.5	...
Eye Diseases	6	4	12	11	16	17	17	15	14	10	14	7	143	27.2	...
Abscess and Ulcer	27	30	29	22	25	24	33	56	43	40	43	22	400	76.2	...
Wounds and Accidents	57	48	58	57	37	43	34	66	46	55	119	84	704	134.1	20
All other Causes	37	31	33	24	20	24	28	41	27	26	46	35	372	70.9	...
	316	228	326	322	275	318	288	470	481	477	549	367	4,387		
Admitted per 1,000 of the Average Strength in each Month.															
	56.6	40.3	58.4	63.0	50.5	64.8	51.3	88.2	93.3	80.5	103.0	68.0	832.8		



# NATIVE TROOPS, 1875.

## V.

TABLE showing the SICKNESS and MORTALITY among the NATIVE TROOPS serving in the AGRA DISTRICT and in CENTRAL INDIA during the Year 1875, and the prevalence of the principal Diseases in each Month of the Year.

(Several of the Stations of this area usually occupied by Regiments of the Bengal Army were in 1875 occupied by Madras Troops. The Statistics of the Madras Troops occupying Stations of the Bengal Presidency are given in Table XVII.)

MONTHS.	Average Strength.	Average Number Daily Sick.	Number Daily Sick per 1,000 of Strength.	Number of Deaths.	Died per 1,000 of Strength.	CAUSES OF DEATHS IN HOSPITAL.																		Died out of Hospital.
						Cholera.	Smallpox.	Enteric Fever.	Fever, Intermittent.	Fever, Remittent and Continued.	Apoplexy.	Dysentery.	Diarrhoea.	Hepatitis.	Spleen Disease.	Respiratory Diseases.	Heart Diseases.	Phthisis Pulmonalis.	Dropsy.	Scurvy.	Atrophy and Anæmia.	Wounds and Accidents.	All other Causes.	
January	3,687	174	47.2	6	...	...	...	...	...	...	...	...	...	...	...	3	...	...	...	...	...	...	...	1
February	4,222	205	48.6	6	...	...	...	...	...	...	...	...	1	...	...	4	...	...	...	...	...	...	...	...
March	4,094	162	39.6	3	...	...	...	...	...	...	...	...	...	...	...	1	...	...	...	...	...	...	...	1
April	3,746	104	27.8	4	...	...	...	...	...	...	...	...	...	...	...	2	...	...	...	...	...	...	...	...
May	3,656	125	34.2	3	...	...	...	...	...	...	...	...	...	...	...	...	...	...	...	...	...	...	...	...
June	3,640	117	32.1	3	...	...	...	1	...	...	...	...	...	...	...	...	...	...	...	...	...	...	...	1
July	3,753	143	38.1	3	...	...	...	...	...	1	...	...	...	...	...	...	...	...	...	...	...	...	...	...
August	3,800	124	32.6	4	...	...	...	1	...	1	...	...	...	...	...	1	...	1	...	...	...	...	...	...
September	3,810	147	38.6	9	...	6	...	...	...	1	...	2	...	...	...	...	...	...	...	...	...	...	...	...
October	3,800	155	40.8	10	...	...	...	...	...	...	...	1	...	...	...	1	...	...	...	...	...	...	...	...
November	4,067	161	39.6	3	...	...	...	...	...	1	...	...	...	...	...	...	...	...	...	...	...	...	...	1
December	3,637	121	33.3	3	...	...	...	...	...	1	...	1	...	1	...	...	...	...	...	...	...	...	...	...
						6	...	1	1	8	1	6	1	1	...	12	...	2	...	...	...	...	...	3
						Died per 1,000 of the Average Strength.																		4
For the year	3,829	150	39.2	46	12.01*	1.57	...	2.61	...	2.5	1.57	2.5	2.6	...	3.13	...	5.2	...	...	...	...	...	...	78

\* For Statement of Absent Deaths, see Regimental Table XVI, Section 4.

CAUSES OF ADMISSIONS.	NUMBER OF ADMISSIONS INTO HOSPITAL IN EACH MONTH.												Total Admitted during the Year.	Admitted per 1,000 of Strength.	Died out of each hundred cases treated.
	Jan.	Feb.	March.	April.	May.	June.	July.	Aug.	Sept.	Oct.	Nov.	Dec.			
Cholera	...	...	...	...	...	...	...	6	8	...	...	...	14	3.7	42.86
Smallpox	...	1	...	...	...	...	...	...	...	...	...	...	6	1.6	...
Enteric Fever	...	...	...	2	1	1	...	...	...	...	...	...	1	...	100.00
Fever, Intermittent	...	...	...	...	...	...	...	...	...	...	...	...	...	...	...
Fever, Remittent and Continued	114	96	101	150	96	95	108	170	235	192	256	109	1,721	449.5	96
Apoplexy	...	...	...	...	...	...	...	...	...	...	...	...	...	...	...
Dysentery	...	...	...	...	...	...	...	...	...	...	...	...	...	...	...
Diarrhoea	...	...	...	...	...	...	...	...	...	...	...	...	...	...	...
Hepatitis	...	...	...	...	...	...	...	...	...	...	...	...	...	...	...
Spleen Disease	...	...	...	...	...	...	...	...	...	...	...	...	...	...	...
Respiratory Diseases	...	...	...	...	...	...	...	...	...	...	...	...	...	...	...
Heart Diseases	...	...	...	...	...	...	...	...	...	...	...	...	...	...	...
Phthisis Pulmonalis	...	...	...	...	...	...	...	...	...	...	...	...	...	...	...
Dropsy	...	...	...	...	...	...	...	...	...	...	...	...	...	...	...
Scurvy	...	...	...	...	...	...	...	...	...	...	...	...	...	...	...
Rheumatism	...	...	...	...	...	...	...	...	...	...	...	...	...	...	...
Veneral Diseases	17	22	12	4	4	9	12	11	11	9	15	7	133	34.7	...
Eye Diseases	18	24	22	12	7	13	8	29	4	14	12	22	180	47.0	...
Abscess and Ulcer	7	5	9	5	6	11	7	19	11	9	14	6	109	28.5	...
Wounds and Accidents	23	25	49	33	34	67	46	57	44	47	63	27	505	131.9	...
All other Causes	38	45	43	25	31	30	31	51	33	34	59	26	469	122.5	...
	15	17	29	18	17	34	13	28	16	20	26	8	241	62.9	...
	270	302	301	292	219	295	255	432	405	305	515	248	3,889		
	Admitted per 1,000 of the Average Strength in each Month.														
	73.2	71.5	73.5	77.9	59.9	81.0	67.9	113.7	105.2	96.1	120.6	68.2	101.83		



# NATIVE TROOPS, 1875.

## VI.

TABLE showing the SICKNESS and MORTALITY among the NATIVE TROOPS serving in the PUNJAB during the Year 1875, and the prevalence of the principal Diseases in each Month of the Year.

MONTHS.	Average Strength.	Average Number Daily Sick.	Number Daily Sick per 1,000 of Strength.	Number of Deaths.	Died per 1,000 of Strength.	CAUSES OF DEATHS IN HOSPITAL.															Died out of Hospital.				
						Cholera.	Smallpox.	Enteric Fever.	Fever, Intermittent.	Fever, Remittent and Continued.	Apoplexy.	Dysentery.	Diarrhoea.	Hepatitis.	Spleen Disease.	Respiratory Diseases.	Heart Diseases.	Phthisis Pulmonalis.	Dropsy.	Scurvy.		Atrophy and Anæmia.	Wounds and Accidents.	All other Causes.	
January	16,983	717	42.2	43	...	...	...	...	3	6	...	...	...	...	...	28	1	12	...	...	...	...	1	...	
February	17,032	662	38.9	31	...	...	...	...	3	...	...	...	1	1	...	16	...	1	...	...	...	...	...	...	
March	16,905	553	32.7	21	...	...	...	...	...	...	...	...	...	...	...	10	...	3	...	...	...	1	1	...	
April	14,925	485	32.5	19	...	...	...	...	4	3	...	...	...	...	...	...	...	...	...	...	...	1	1	...	
May	14,107	496	35.2	6	...	...	...	...	...	...	...	...	...	...	...	...	...	...	...	...	...	...	...	...	
June	14,114	373	26.4	13	...	...	...	...	...	...	...	...	...	...	...	...	...	...	...	...	...	...	...	...	
July	14,273	495	34.7	29	...	20	...	...	...	...	1	1	...	...	...	...	...	...	...	...	...	...	...	...	
August	14,436	479	33.2	9	...	...	...	...	...	...	...	...	...	...	...	...	...	...	...	...	...	...	...	...	
September	14,583	729	50.0	9	...	3	...	1	1	...	...	...	...	...	...	...	...	...	...	...	...	...	...	...	
October	15,947	940	59.0	11	...	...	...	...	...	...	...	...	...	...	...	...	...	...	...	...	...	...	...	...	
November	16,658	918	55.2	14	...	...	...	...	...	...	...	...	...	...	...	...	...	...	...	...	...	...	...	...	
December	16,196	700	43.2	17	...	...	...	...	...	...	...	...	...	...	...	...	...	...	...	...	...	...	...	...	
						23	...	1	26	23	2	8	7	1	...	83	2	12	...	...	9	6	17	2	
Died per 1,000 of the Average Strength.																									
For the year	15,335	614	40.0	222	14.46*	1.50	...	...	3.26	1.13	1.52	1.46	1.07	...	5.41	1.13	1.78	...	...	1.59	1.39	1.11	1.13	...	

\* For Statement of Absent Deaths, see Supplemental Table XVI, Section 3.

CAUSES OF ADMISSIONS.	NUMBER OF ADMISSIONS INTO HOSPITAL IN EACH MONTH.												Total Admitted during the Year.	Admitted per 1,000 of Strength.	Died out of each hundred cases treated.
	Jan.	Feb.	March.	April.	May.	June.	July.	Aug.	Sept.	Oct.	Nov.	Dec.			
Cholera	...	...	...	...	...	...	52	...	4	...	1	...	57	3.7	49.35
Smallpox	...	1	...	...	...	...	...	...	...	...	1	...	2	1	...
Enteric Fever	...	...	...	...	...	...	...	...	1	1	...	...	2	1	...
Fever, Intermittent	691	408	448	431	501	491	339	729	1,805	2,604	2,679	1,056	12,202	794.7	21
Fever, Remittent and Continued	11	3	12	15	6	11	5	3	5	4	4	3	82	5.3	28.65
Apoplexy	...	...	...	...	...	...	...	...	...	...	...	...	5	3	40.00
Dysentery	48	34	28	68	51	61	61	107	116	132	146	72	924	60.2	1.05
Diarrhoea	33	13	13	42	29	36	61	52	50	54	65	51	499	32.5	...
Hepatitis	2	3	5	1	2	3	2	2	...	...	2	2	24	1.6	4.17
Spleen Disease	22	12	10	4	8	12	6	13	10	14	22	18	151	9.8	...
Respiratory Diseases	178	160	124	66	54	37	17	37	27	40	106	97	952	62.9	8.72
Phthisis Pulmonalis	3	4	5	7	5	3	4	3	1	...	3	...	38	2.5	31.58
Dropsy	...	2	...	...	...	...	...	...	...	...	...	1	3	2	...
Scurvy	1	...	1	6	2	1	1	2	3	1	3	1	22	1.4	...
Rheumatism	85	90	82	63	55	74	50	87	65	59	85	67	889	58.0	...
Veneral Diseases	48	38	47	36	36	47	39	49	39	33	35	40	464	30.2	...
Eye Diseases	16	18	31	46	35	45	49	57	62	55	37	22	464	30.2	...
Abscess and Ulcer	119	101	108	70	88	137	172	297	108	124	139	162	1,625	105.8	...
Wounds and Accidents	184	118	161	129	135	165	131	192	107	164	245	192	1,919	125.0	...
All other Causes	126	96	140	118	86	145	104	137	106	118	139	97	1,412	92.0	...
	1,500	1,101	1,215	1,102	1,093	1,269	1,107	1,759	2,561	3,407	3,712	1,821	21,707		
Admitted per 1,000 of the Average Strength in each Month.															
	91.9	64.6	73.2	74.3	77.5	89.9	77.6	121.8	175.6	226.4	231.2	112.4	1413.7		











# NATIVE TROOPS, 1875.

## IX.

TABLE showing the SICKNESS and MORTALITY among the NATIVE TROOPS of the REGULAR ARMY and of the PUNJAB FRONTIER FORCE serving in the TRANS-INDUS during the Year 1875, and the prevalence of the principal Diseases in each Month of the Year.

This Table contains the entire of the figures shown in the Statement for the Punjab Frontier Force, with the exception of the Statistics of Abbottabad, as well as the Statistics of the Regiments of the Regular Native Army serving beyond the Indus already incorporated in the General Statement for the Punjab.)

MONTHS.	Average Strength.	Average Number Daily Sick.	Number Daily Sick per 1,000 of Strength.	Number of Deaths.	Died per 1,000 of Strength.	CAUSES OF DEATHS IN HOSPITAL.																		Died out of Hospital.	
						Cholera.	Smallpox.	Enteric Fever.	Fever, Intermittent.	Fever, Remittent and Continued.	Apoplexy.	Dysentery.	Diarrhoea.	Hepatitis.	Spleen Disease.	Respiratory Diseases.	Heart Diseases.	Phthisis Pulmonalis.	Dropsy.	Scurvy.	Atrophy and Anæmia.	Wounds and Accidents.	All other Causes.		
January	13,667	795	58.2	74	...	...	...	4	8	...	3	...	...	2	54	...	...	...	...	...	...	1	...		
February	13,731	756	55.1	59	...	...	...	...	...	...	...	1	...	...	45	...	...	...	...	...	...	1	...		
March	13,874	539	38.8	17	...	...	...	...	...	...	...	...	...	...	10	...	...	...	...	...	...	1	...		
April	12,408	374	30.2	15	...	...	...	3	...	...	...	...	...	...	5	...	...	...	...	...	...	3	...		
May	11,603	342	29.5	5	...	1	...	...	...	...	...	...	...	...	...	...	...	...	...	...	...	1	...		
June	11,702	332	28.4	9	...	...	...	1	...	...	1	...	...	...	...	...	...	...	...	...	...	2	...		
July	11,925	319	26.8	10	...	...	...	...	...	...	...	...	...	...	...	...	...	...	...	...	...	1	...		
August	11,885	418	35.2	7	...	...	...	...	...	...	...	...	...	...	...	...	...	...	...	...	...	1	...		
September	11,843	677	57.2	6	...	...	...	1	...	...	...	...	...	...	...	...	...	...	...	...	...	1	...		
October	12,216	940	77.7	10	...	...	...	...	...	...	3	...	...	...	...	...	...	...	...	...	...	1	...		
November	13,575	1,094	74.0	18	...	...	...	...	...	...	1	...	...	...	...	...	...	...	...	...	...	...	1	...	
December	14,117	793	56.2	26	...	...	...	...	...	...	1	...	2	...	...	...	...	...	...	...	...	3	...		
						1	...	2	28	24	1	9	5	1	5	135	5	9	1	...	5	6	15	4	
Died per 1,000 of the Average Strength.																									
For the year	12,722	609	47.9	256	20.12	.08	...	4.24	.08	.71	.39	.08	.39	.08	.39	10.61	.39	.71	.08	...	.39	.47	1.18	.31	

CAUSES OF ADMISSIONS.	NUMBER OF ADMISSIONS INTO HOSPITAL IN EACH MONTH.												Total Admitted during the Year.	Admitted per 1,000 of Strength.	Died out of each hundred cases treated.
	Jan.	Feb.	March.	April.	May.	June.	July.	Aug.	Sept.	Oct.	Nov.	Dec.			
Cholera	...	...	...	...	1	...	...	...	...	...	...	...	1	1	100.00
Smallpox	...	...	...	...	...	...	1	...	...	...	...	...	...	...	...
Enteric Fever	...	...	...	...	...	...	...	...	1	...	...	...	...	2	...
Fever, Intermittent	795	561	534	439	410	590	374	880	1,894	2,888	3,138	1,251	13,735	107.96	29
Fever, Remittent and Continued	21	14	15	6	6	10	4	5	5	4	16	11	117	9.2	20.51
Apoplexy	...	...	...	...	...	...	1	...	...	...	...	...	1	1	100.00
Dysentery	79	37	37	74	72	67	84	100	94	117	167	88	1,016	79.9	91
Diarrhoea	41	39	33	39	37	55	44	62	51	23	61	38	521	41.0	...
Hepatitis	1	1	3	2	1	...	1	...	1	3	2	2	17	1.3	5.88
Spleen Disease	23	16	11	8	10	13	2	5	6	14	29	38	174	13.7	2.87
Respiratory Diseases	307	221	130	69	32	27	17	36	39	40	80	117	1,108	86.9	12.21
Phthisis Pulmonalis	2	5	6	1	1	...	...	1	4	1	3	...	24	1.9	37.50
Dropsy	2	...	...	...	1	...	...	...	...	...	...	...	3	2	33.33
Scurvy	1	5	...	3	2	...	2	...	4	...	5	2	25	2.0	...
Rheumatism	92	73	66	29	39	42	38	47	29	35	62	65	607	47.7	...
Veneral Diseases	39	33	29	37	30	35	28	39	24	15	32	38	389	29.9	...
Eye Diseases	12	10	32	35	35	39	36	44	41	35	21	15	346	27.2	...
Abscess and Ulcer	121	101	101	71	86	141	190	288	159	193	153	127	1,671	131.3	...
Wounds and Accidents	177	116	141	87	151	161	121	185	92	114	161	132	1,698	128.4	...
All other Causes	188	131	158	122	105	165	99	136	100	99	134	110	1,489	117.0	...
	1,841	1,563	1,296	1,013	1,019	1,328	1,041	1,790	2,535	3,522	4,064	2,022	22,843		
Admitted per 1,000 of the Average Strength in each Month.															
	134.7	90.3	93.4	81.7	87.4	112.9	87.3	154.4	214.1	288.3	299.4	143.2	1,705.6		



# NATIVE TROOPS, 1875.

## X.

*COMPARATIVE STATEMENT of the RATIOS of SICKNESS and MORTALITY among the NATIVE TROOPS serving in the various PROVINCES of the BENGAL PRESIDENCY for the Year 1875.*

	RATIOS PER 1,000 OF STRENGTH.							
	Bengal Proper and Assam.	Gaugetic Provinces.	Rohilkhand and Meerut.	Agra and Central India.	Punjab.	Regular Native Army.	Punjab Frontier Force.	Central India Force.
<b>I.—AVERAGE DAILY SICK-RATE OF EACH MONTH.</b>								
January	53.8	32.3	28.1	47.2	42.2	41.4	56.1	29.4
February	51.8	34.0	26.9	48.6	38.9	40.0	52.9	31.4
March	46.1	28.2	24.3	39.6	33.3	35.0	40.6	22.1
April	46.8	29.0	25.8	44.3	32.7	35.1	29.9	23.6
May	49.1	26.8	21.9	34.2	28.8	30.7	30.1	24.8
June	42.5	25.5	23.4	32.1	28.4	29.6	30.9	25.0
July	52.1	27.0	27.9	38.1	33.2	33.0	30.9	27.0
August	53.2	29.2	27.9	32.6	50.0	35.6	36.6	39.2
September	63.2	34.2	31.3	38.2	46.5	53.4	34.0	34.0
October	80.9	34.8	31.9	40.8	62.5	65.2	69.6	36.3
November	86.9	43.3	31.9	39.6	57.2	55.3	67.5	32.5
December	70.8	36.2	26.4	33.3	43.2	44.5	57.9	29.6
<b>AVERAGE OF THE YEAR</b>	<b>57.6</b>	<b>31.9</b>	<b>28.0</b>	<b>39.2</b>	<b>40.0</b>	<b>40.4</b>	<b>47.0</b>	<b>28.9</b>
<b>II.—COMPOSITION OF THE ADMISSION-RATE OF THE YEAR.</b>								
Cholera	4.7	2.5	1.9	3.7	3.7	3.4	1	2.5
Intermittent Fevers	668.9	332.1	304.2	449.5	794.7	589.0	904.9	261.0
Remittent and Continued Fevers	12.1	8.0	10.4	12.8	5.3	9.7	10.1	34.6
Apoplexy	1.3	4	2	8	3	6	...	7
Dysentery	132.1	56.4	51.2	51.4	60.2	72.7	68.3	34.3
Diarrhoea	71.8	26.7	15.6	13.8	32.5	35.7	41.1	24.2
Hepatitis	1.7	2.2	3.6	1.6	1.6	2.1	1.5	1.8
Spleen Disease	27.5	1.8	10.3	10.4	8.8	11.9	14.8	2.3
Respiratory Diseases	65.7	28.8	30.7	42.0	62.0	51.1	96.4	42.0
Phthisis Pulmonalis	2.6	3.0	3.4	2.9	2.5	2.7	2.9	1.6
Scoury	6.6	1	6	...	1.4	1.9	2.3	...
Rheumatism	47.1	35.8	38.7	34.7	56.0	46.9	53.5	43.1
Veneral Diseases	39.5	62.2	45.5	47.0	39.2	41.2	30.2	32.3
Eye Diseases	18.3	38.6	27.9	28.5	30.2	28.6	31.0	84.5
Abscess and Ulcer	84.3	90.1	76.2	131.9	105.8	97.6	138.7	92.1
Wounds and Accidents	132.6	138.9	134.1	123.5	123.0	131.7	133.6	168.9
All other Causes	208.6	69.1	77.8	64.8	92.4	169.2	123.8	110.1
<b>ADMISSION-RATE OF THE YEAR</b>	<b>1525.3</b>	<b>696.9</b>	<b>835.8</b>	<b>1018.3</b>	<b>1415.7</b>	<b>1233.2</b>	<b>1662.6</b>	<b>881.8</b>
<b>III.—COMPOSITION OF THE DEATH-RATE OF THE YEAR.</b>								
Cholera	2.76	1.34	1.33	1.57	1.50	1.69	1.0	1.81
Fevers	2.89	4.5	2.48	2.61	3.26	2.56	3.13	6.8
Apoplexy	1.18	1.5	...	1.6	1.3	...	...	...
Dysentery	1.84	7.4	5.7	1.57	5.2	9.2	9.1	2.3
Diarrhoea	2.50	4.5	3.8	2.6	4.6	7.2	1.0	6.8
Hepatitis	...	...	3.8	2.6	...	1.0	1.0	...
Spleen Disease	2.63	...	3.8	...	...	5.6	...	...
Respiratory Diseases	1.18	7.4	2.29	3.13	5.41	3.17	11.19	2.48
Heart Diseases	2.6	1.5	1.9	...	1.3	1.5	4.0	...
Phthisis Pulmonalis	...	4.5	1.14	...	7.8	7.7	6.9	4.5
Atrophy and Anæmia	...	...	...	...	...	3.6	3.9	...
All other Causes	2.37	6.0	1.52	7.8	1.11	1.28	1.31	2.49
Wounds and Accidents	...	...	...	...	3.9	2.8	4.0	4.5
Deaths out of Hospital	1.71	...	1.9	1.94	1.3	5.6	4.0	4.5
<b>DEATH-RATE OF THE YEAR</b>	<b>21.58</b>	<b>5.05</b>	<b>10.86</b>	<b>12.01</b>	<b>14.46</b>	<b>13.55</b>	<b>19.35</b>	<b>10.39</b>
<b>“ INCLUDING ABSENT DEATHS</b>	<b>25.59</b>	<b>7.89</b>	<b>12.23</b>	<b>13.84</b>	<b>16.25</b>	<b>15.70</b>	<b>21.85</b>	<b>9.68</b>
<b>DIED OUT OF EACH HUNDRED CASES TREATED.</b>								
<b>IV.—MORTALITY RELATIVE TO THE NUMBER TREATED.</b>								
Cholera	58.33	52.94	79.00	42.68	40.35	49.25	100.00	72.73
Intermittent Fever	2.5	...	5.6	...	2.1	2.3	1.6	...
Remittent and Continued Fevers	8.79	1.55	3.92	16.33	28.05	11.54	16.00	1.31
Apoplexy	90.00	33.33	...	33.33	40.00	50.00	...	...
Dysentery and Diarrhoea	2.13	1.43	1.42	2.80	1.05	1.60	...	1.54
Hepatitis	...	...	10.53	10.67	4.17	4.88	6.67	...
Spleen Disease	9.57	...	3.70	...	...	4.72	3.10	...
Respiratory Diseases	1.89	2.58	7.45	7.45	8.72	6.20	11.61	5.91
Phthisis Pulmonalis	35.00	15.00	33.33	18.18	31.58	28.04	30.00	28.57
Scoury	8.00	...	...	...	...	5.26	...	...



# NATIVE TROOPS, 1875.

## XI.

TABLE showing the DAILY AVERAGE SICK-RATE of each STATION in each MONTH.

STATIONS.	Average Strength for the period of observation.	DAILY SICK PER 1,000 OF AVERAGE STRENGTH IN EACH MONTH.												Average Daily Sick per 1,000 of Strength during the period of observation	Ratio for each Province.	
		January.	February.	March.	April.	May.	June.	July.	August.	September.	October.	November.	December.			
Fort William	698	687	616	546	508	439	578	616	480	518	472	541	388	516	576	
Alipore	955	474	592	543	487	339	385	490	524	729	774	784	1458	680		
Dum-Dum	119	432	398	268	268	179	357	270	360	376	625	1071	501	420		
Barrackpore	922	941	974	806	565	421	420	630	689	765	1848	2520	250	922		
Berhampore	100	462	747	345	417	377	440	498	694	1127	2115	2037	1437	875		
Dacca	235	309	241	307	331	291	240	240	386	223	383	524	427	340		
Cachar and Out-posts	628	235	294	338	409	260	272	383	345	386	401	320	295	334		
Shillong and Out-posts	774	599	454	283	679	636	580	633	606	671	536	471	411	543		
Gauhati	461	409	391	302	271	314	285	404	370	433	713	563	449	412		
Tezpur	220	918	719	581	472	882	580	791	657	798	635	809	1024	727		
Nowgong	64	870	890	879	1034	495	476	506	495	611	625	702	536	625	319	
Debrugarh	762	467	560	747	506	473	593	580	580	672	571	542	618	570		
Raxa	601	414	363	293	469	389	493	584	672	730	756	850	872	695		
Jalpaiguri (8 months)	338	...	...	...	525	293	297	479	523	811	849	787	...	592		
Bhagalpur	433	153	214	329	275	190	377	393	409	372	394	691	773	316		
Nya Dooika (9 months)	257	...	...	...	146	364	314	319	198	600	927	667	354	437		
Dinapore	587	241	325	249	235	277	253	230	374	378	420	526	427	307		
Sagowli	229	370	498	429	319	292	147	280	272	295	332	418	387	309		
Bensara	411	370	782	561	512	556	435	292	397	347	360	318	357	462		
Chunar	79	429	143	143	143	286	143	286	429	286	371	1225	126	286		280
Gorakhpur	685	268	260	209	237	383	270	244	301	382	731	336	362	511		
Fyzabad	777	249	249	212	226	199	160	295	292	331	331	336	362	257		
Locknow	1,488	425	421	307	298	281	428	431	416	483	387	343	394	376		
Sitapur	266	237	361	171	294	219	97	190	315	349	330	156	278	245		
Fatehgarh	162	488	494	308	526	291	291	355	467	449	311	296	357	370		
Cawnpore	944	191	136	135	171	157	155	151	163	240	299	244	255	180		
Allahabad	982	326	299	454	431	318	182	254	180	199	145	125	81	255		
Nagode	87	435	463	326	139	...	127	135	...	429	482	393	316	230		
Shahjahanpur (11 months)	211	466	518	487	354	282	212	294	184	315	332	194	...	332	392	
Barilly	982	120	137	144	297	196	199	164	174	168	220	147	64	163		
Moradabad	484	173	124	113	102	184	282	188	232	269	252	218	218	184		
Almora	633	553	650	794	459	316	317	440	408	453	342	369	407	458		
Dehra	761	340	255	261	298	311	293	282	417	445	440	477	357	342		
Roorkhee	769	223	166	179	215	224	136	190	253	326	392	237	327	226		
Meerut	926	238	291	199	251	249	169	124	136	197	223	258	237	205		
Delhi	671	313	351	387	227	237	316	265	442	666	754	658	335	417		
Agra	962	613	622	567	572	275	192	190	273	300	210	290	135	364		
Morar	1,554	447	450	367	461	436	373	527	395	339	345	373	349	399		392
Jhansi	631	338	423	363	304	273	385	331	355	493	524	518	427	396		
Nowgong	271	261	263	193	150	222	332	259	448	597	873	548	392	369		
Lalitpur	72	518	665	411	411	411	417	417	417	571	278	290	441	417		
Sipi, Ulwar, Nawa, and Sambhar	130	635	476	219	...	79	159	238	218	238	690	338	238	308		
Deoli	260	590	591	398	...	479	427	616	524	526	892	522	474	526		
Umballa	948	289	327	213	228	209	262	242	349	391	355	329	329	295		
Simla (9 months)	159	...	...	213	227	227	229	660	620	231	171	125	...	252		
Phallour	40	290	...	250	360	256	250	750	1250	1250	1070	...	...	590		
Ludhiana	168	93	280	185	93	93	185	185	185	463	1294	1389	1607	463		
Jullundur	545	656	967	355	513	488	697	438	693	696	840	710	704	569	280	
Ferozepore	665	713	726	775	536	215	429	451	569	589	827	698	703	612		
Mooltan	1,026	395	358	239	250	220	259	342	479	846	619	525	327	409		
Sialkot	1,002	382	369	381	444	406	383	423	695	819	733	649	496	499		
Dharmasala	582	352	312	445	543	627	351	660	314	378	524	643	467	464		
Bakloh	634	414	459	456	465	374	279	373	439	435	277	645	660	449		
Amritsar	198	194	193	51	157	194	155	156	390	693	737	550	516	303		
Meer Meer	1,380	513	467	516	364	362	364	194	266	504	838	681	443	464		
Jhelum	1,696	298	299	223	276	251	181	190	299	326	463	351	266	262		
Rawal Pindi	1,556	312	249	245	238	175	222	244	174	201	252	212	182	231		400
Talagosa	516	185	215	149	141	115	97	145	146	208	216	279	277	174		
Attock	153	397	212	123	91	98	...	69	175	177	556	620	465	261		
Murree (9 months)	51	...	...	...	345	...	156	517	345	...	...	312	...	196		
Nowshera	734	490	529	419	383	255	322	240	277	525	396	380	381	381		
Cherat (9 months)	161	...	...	...	...	219	221	149	133	298	415	159	172	186		
Peshawar	3,387	619	566	313	294	284	236	236	334	654	1004	892	520	497		
CENTRAL INDIA FORCE.																
Agur and Out-posts	417	50	125	77	103	129	126	146	142	184	156	66	87	120	280	
Goonah	250	216	313	422	280	298	396	210	272	327	419	191	223	296		
Sirdarpore	403	129	235	151	294	323	274	364	355	388	419	497	471	323		
Kharwarrah	465	246	156	123	112	195	265	204	129	318	497	273	257	216		
Eringporeah	716	257	248	199	178	230	244	219	319	271	351	450	305	265		
Deoli	681	493	528	354	402	496	345	383	488	494	465	500	474	454		
Schor and Indor	860	119	153	132	129	77	110	108	141	170	137	184	141	140		
Ajmere and Deour	616	619	545	380	425	421	343	485	499	596	614	442	424	487		
PUNJAB FRONTIER FORCE.																
Mardan	796	557	660	425	327	407	487	427	428	533	589	522	634	503	470	
Abbottabad	1,450	486	422	344	366	297	363	372	334	434	465	426	474	393		
Kohat	2,285	430	438	336	249	293	239	329	358	736	915	636	530	455		
Edwardesabad	1,067	736	578	455	335	334	303	251	394	449	558	977	740	534		
Dera Ghazi Khan	1,544	633	662	509	314	281	222	232	353	556	669	696	498	479		
Dera Ismail Khan	1,668	611	691	471	342	376	358	398	362	448	546	761	693	594		
Rajapur	512	267	214	195	169	282	328	312	372	376	614	662	387	352		



# NATIVE TROOPS, 1875.

## XII.

TABLE showing the *RATIO* in which the *CHIEF DISEASES* have contributed to make up the *ADMISSION-RATE* of each *STATION*.

STATIONS.	Average Strength during the period of occupation.	ADMITTED INTO HOSPITAL PER 1,000 OF AVERAGE STRENGTH.											Admitted per 1,000 of Strength during the period of observation.
		Cholera.	Fever.	Dysentery.	Diarrhea.	Hepatitis.	Spleen Disease.	Ophthalmia.	Rheumatism.	Veneral Diseases.	Diseases of the Respiratory Organs.	All other Causes.	
Fort William	698	29	322.4	114.6	43.0	...	10.0	35.8	33.0	65.9	64.5	243.8	935.5
Airpore	955	...	858.5	127.7	90.1	...	14.7	14.7	16.8	44.5	59.7	318.3	1574.9
Dum-Dum	119	...	1504.2	201.7	100.9	...	84.0	...	67.2	25.2	75.6	108.1	2226.9
Barrackpore	922	43	637.3	103.0	53.1	...	130.2	16.2	23.9	29.3	35.8	562.9	1590.0
Berhampore	100	...	1418.8	150.0	43.8	...	6.2	6.2	62.5	75.0	12.5	150.0	1925.0
Dacca	235	21.3	551.1	76.6	80.1	...	...	...	46.8	17.0	89.4	340.4	927.7
Cachar and Out-posts	628	4.8	633.8	79.6	55.7	4.8	9.6	4.8	87.6	36.3	36.6	359.9	1307.3
Shillong and Out posts	774	2.6	697.7	126.6	53.0	2.6	16.8	11.6	28.4	23.3	67.2	409.6	1439.3
Gauhati	461	39.4	635.6	88.9	60.7	2.2	6.5	17.4	30.4	52.1	47.7	316.7	1288.5
Tezpur	229	4.5	836.4	181.8	222.7	18.2	18.2	27.2	109.1	83.6	208.1	613.6	2394.5
Nowgong	64	...	750.0	109.4	78.1	15.6	31.2	46.9	62.5	109.4	62.5	312.5	1578.1
Dibrugarh	792	1.4	831.9	168.1	41.3	1.4	27.1	34.2	132.5	63.5	114.0	767.5	2170.9
Jaya	661	1.5	462.9	228.4	81.7	1.5	4.5	28.7	27.2	12.1	45.4	655.1	1549.2
Jalpaiguri (8 months)	338	8.9	961.5	59.3	118.3	...	5.9	5.9	20.7	11.8	26.6	455.6	1655.7
Rhagulpur	439	...	318.7	37.0	73.9	...	4.6	25.4	30.0	25.4	70.2	309.5	960.7
Naga Doonka (9 months)	232	...	793.7	115.1	11.9	...	4.0	...	43.7	8.0	43.7	91.3	1111.1
Dinapore	587	1.7	201.6	61.3	49.4	1.7	...	34.1	49.4	23.9	23.1	204.4	649.1
Sagowli	259	...	185.3	27.0	19.3	...	3.9	30.9	42.5	30.9	3.9	30.0	733.6
Benares	411	...	184.9	24.3	...	2.4	...	48.7	17.0	206.8	24.3	163.0	671.5
Chunar	70	14.3	471.4	128.6	28.6	...	14.3	14.3	42.9	128.6	57.1	228.6	1228.6
Gorakhpur	645	1.5	1155.5	84.7	11.7	1.5	5.8	32.1	35.0	67.1	39.4	300.5	1713.9
Fyzabad	777	...	286.6	72.1	66.9	2.6	...	33.5	70.8	68.2	47.6	46.5	1110.7
Lucknow	1,488	6.0	284.3	43.7	22.2	3.4	...	33.6	40.3	88.7	43.7	376.3	942.2
Sitapur	286	...	122.4	69.9	17.5	...	...	35.0	13.0	24.5	7.0	339.2	629.4
Fatehgarh	162	...	172.8	101.4	74.1	...	6.2	24.7	37.0	106.5	49.4	376.5	1092.6
Cawnpore	944	1.1	179.0	19.1	13.8	4.2	...	35.0	18.0	13.8	12.7	158.9	455.5
Allahabad	982	4.1	331.0	67.2	21.4	1.0	6.1	67.2	20.4	73.4	14.3	266.8	821.8
Nagode	87	...	551.7	46.0	...	...	...	...	57.5	34.5	11.5	264.4	965.5
Shahjahanpur (11 months)	211	...	227.5	61.6	4.7	4.7	9.5	33.2	37.9	85.3	37.9	417.1	919.4
Bareilly	982	1.0	120.2	44.8	12.2	2.0	...	14.3	8.1	19.4	29.5	190.4	442.0
Moradabad	434	...	186.6	108.3	13.8	...	2.3	20.7	20.7	30.2	16.1	216.6	624.4
Almora	633	...	366.0	41.1	7.9	3.2	1.6	39.5	82.1	165.9	39.5	308.1	1004.7
Dehra	701	7.1	231.1	24.3	35.7	20.0	34.2	71.3	32.8	45.6	25.7	316.7	844.5
Roorkhee	769	...	215.8	16.9	28.2	...	1.4	18.3	22.6	25.4	33.9	426.0	788.4
Meerut	926	2.2	331.0	69.1	7.6	...	22.7	17.3	3.2	22.7	35.6	249.5	807.8
Delhi	671	3.0	912.1	68.6	8.9	...	6.0	13.4	87.9	13.4	25.3	281.7	1430.3
Agra	962	...	220.4	44.7	15.6	1.0	1.0	30.2	28.1	44.9	31.3	227.7	652.8
Norar	1,534	6.4	64.2	68.9	14.2	2.6	17.4	19.9	32.2	39.0	52.8	279.9	1127.4
Jhansi	631	...	537.2	28.5	9.5	...	7.9	39.6	46.0	84.0	47.5	421.6	1221.9
Nowgong	271	14.8	476.9	70.1	18.5	...	7.4	40.6	36.9	33.2	14.8	586.7	1298.9
Sipri, Ulwar, Nawa, and Sambhar	130	...	323.1	30.8	7.7	7.7	15.4	15.4	30.8	38.5	30.8	200.0	700.0
Lalitpur	72	...	555.6	27.8	27.8	...	27.8	55.6	55.6	125.0	55.6	763.9	1094.4
Deoli	209	...	334.9	19.1	9.6	...	4.8	28.7	43.1	57.4	19.1	358.9	875.6
Umballa	948	...	206.6	43.2	33.8	...	3.1	102.3	79.1	26.9	25.3	330.2	933.6
Simla (9 months)	159	25.2	264.2	37.7	113.2	...	...	12.6	25.2	69.2	8.1	289.3	924.5
Phillour	40	...	190.0	50.0	...	...	...	50.0	75.0	...	50.0	40.0	2525.0
Ludhiana	108	...	127.8	64.8	...	...	...	18.5	240.8	27.8	55.6	111.1	1796.3
Jullundur	545	...	866.1	31.9	7.3	...	12.8	22.0	214.7	23.0	51.4	442.2	1644.4
Perozepore	605	...	1383.5	69.4	54.5	...	28.1	33.1	39.7	13.2	19.8	312.4	1953.7
Mooltan	1,026	...	752.4	42.9	19.5	1.9	14.6	42.9	49.8	38.0	97.5	441.5	1498.1
Sialkot	1,062	...	377.2	62.8	41.9	3.0	9.0	39.9	125.7	39.9	57.9	537.9	1295.4
Dharmasala	582	85.9	608.2	18.9	27.5	1.7	1.7	24.1	79.0	13.7	30.9	417.5	1309.3
Bakloh	534	...	42.2	13.1	52.4	...	...	41.2	88.0	37.5	56.2	481.3	1192.9
Amritsar	198	15.2	679.8	101.0	5.1	5.1	35.4	25.3	10.1	20.2	50.5	161.6	1499.1
Meeran Meer	1,360	...	1294.3	71.0	55.1	5.1	29.0	16.7	60.1	22.5	92.8	404.3	1860.9
Jhelum	1,908	...	1050.0	54.8	13.1	1.2	...	36.1	25.5	...	47.5	226.0	949.6
Rawal Pindi	1,556	...	205.7	45.0	18.0	1.3	1.9	16.1	31.5	21.9	46.9	218.5	606.7
Talaguen	516	...	312.9	17.4	13.6	...	1.9	21.3	50.4	25.2	93.0	242.2	777.1
Attock	153	...	607.8	32.7	45.8	...	6.5	6.5	26.1	...	...	37.7	235.3
Murree (9 months)	61	...	254.9	137.3	215.7	...	...	32.7	30.5	35.4	19.6	196.6	215.7
Nowshera	734	...	573.6	70.8	19.1	...	5.4	32.7	30.5	35.4	45.0	114.5	114.5
Cherat (9 months)	161	...	882.0	87.0	37.3	...	6.2	43.5	...	6.2	24.8	205.0	1291.9
Peshawar	3,397	...	1429.8	99.3	39.4	1.5	12.1	15.9	29.7	28.6	77.7	279.7	2307.7
CENTRAL INDIA FORCE.													
Angur and Out-posts	417	4.8	90.1	21.6	...	2.4	...	16.8	2.4	4.8	4.8	81.5	239.2
Goomah	270	...	351.9	74.1	29.6	...	...	33.3	22.2	14.8	3.7	392.6	922.2
Sirdarpore	403	...	518.6	22.3	34.7	2.5	5.0	138.8	27.3	...	57.1	367.2	1103.5
Kherwarrah	463	...	268.4	17.3	6.5	...	...	54.0	39.2	4.3	97.2	367.2	866.1
Eripoorah	716	...	213.7	20.9	32.1	1.4	2.8	129.9	33.5	48.9	55.9	324.0	863.1
Deoli	683	1.5	309.1	22.0	27.8	2.9	1.5	127.4	58.6	58.4	45.4	50.7	1174.2
Sehor and Indor	869	9.3	329.1	58.1	25.6	...	1.2	23.3	15.1	18.6	8.1	102.3	599.7
Ajmere and Beaur	616	...	332.8	42.2	29.2	4.9	6.5	112.0	113.1	49.6	60.1	477.3	1238.6
PUNJAB FRONTIER FORCE.													
Murdan	796	...	579.4	23.9	74.1	3.8	7.5	59.0	94.2	39.4	105.5	544.0	1518.8
Abbottabad	1,450	...	466.7	31.0	28.3	2.1	13.1	32.4	37.2	39.3	104.1	324.1	1049.0
Kohat	2,285	...	1352.3	104.6	49.9	1.8	9.2	29.6	54.3	38.1	85.8	297.2	2013.6
Edwardesabad	1,967	...	1189.0	94.8	58.8	1.8	14.4	37.8	49.8	25.8	69.6	412.1	1633.8
Dera Ghazi Khan	1,544	...	873.7	65.4	33.0	...	22.7	25.3	55.7	15.5	138.0	465.7	1030.9
Dera Ismail Khan	1,666	6	722.1	48.6	18.0	6	22.2	30.9	49.2	37.4	104.4	512.0	1540.2
Rajapur	512	...	665.3	68.4	29.3	2.0	9.8	29.3	52.7	37.1	43.0	449.2	1416.0



# NATIVE TROOPS, 1875.

## XIII.

TABLE showing the MORTALITY in each STATION, the CAUSES of DEATHS, and the RATIO of DEATHS to STRENGTH.

STATIONS.	Average Strength for the period of observation.	CAUSES OF DEATHS IN REGIMENTAL HOSPITALS.																	TOTAL DEATHS.		DIED PER 1,000 OF AVERAGE STRENGTH.						
		Cholera.	Smallpox.	Enteric Fever.	Fever, Intermittent.	Fever, Remittent and Continued.	Apoplexy.	Dysentery.	Diarrhea.	Hepatitis.	Spleen Disease.	Respiratory Diseases.	Heart Diseases.	Phthisis Pulmonalis.	Dropsy.	Scoury.	Atrophy and Anæmia.	Wounds and Accidents.	All other Causes.	Died out of Hospital, of men present with their Regiments.	Of men absent from their Regiments.	A.		With their Regiments.	B.		
																						a.	b.			c.	d.
Troops marching in Bengal and N.-W. Provinces	...	...	...	...	2	...	...	...	...	...	3	...	...	...	...	...	...	...	...	...	5	...	...	...	...		
Perak Expedition	...	...	...	...	...	...	...	...	...	...	...	...	...	...	...	...	...	...	...	...	42	...	...	...	...		
Fort William	698	1	...	...	1	...	3	1	...	...	1	...	...	...	...	2	...	...	...	...	11	...	143	1433	1576		
Alipore	955	1	...	...	...	...	4	1	6	...	12	3	...	1	...	...	...	...	...	...	21	...	105	2094	2199		
Dum-Dum	119	...	...	...	...	...	...	...	...	...	1	...	...	...	...	...	...	...	...	...	5	...	...	4202	4202		
Barrackpore	922	42	...	1	6	...	...	3	4	...	12	...	...	1	...	...	1	...	...	...	34	...	217	3471	3688		
Berhampore	169	...	...	...	1	...	1	1	...	...	1	...	...	...	...	...	...	...	...	...	4	...	...	2509	2509		
Dacca	235	...	...	...	...	...	...	...	...	...	...	...	...	...	...	...	...	...	...	...	3	...	851	426	1277		
Cachar and Out-posts	628	1	...	...	...	...	3	1	1	...	4	...	...	1	...	...	1	...	...	...	13	...	150	1911	2070		
Shillong and Out-posts	774	1	...	...	...	...	...	...	...	...	1	...	...	1	...	...	...	...	...	...	19	...	129	1163	1292		
Gauhati	461	11	4	...	...	1	1	1	1	1	1	1	1	1	1	1	1	1	1	...	23	...	2386	2903	4988		
Tezpur	220	1	...	...	1	...	1	1	1	1	...	...	...	...	...	1	...	...	...	...	6	...	455	2272	2727		
Nowgong	61	...	...	...	...	...	...	...	...	...	...	...	...	...	...	...	...	...	...	...	...	...	...	...	...		
Dibrugarh	792	...	1	...	...	1	...	...	...	...	...	...	...	...	...	1	4	...	...	...	10	...	...	2122	2422		
Buxa	661	...	...	...	2	1	...	...	4	...	1	...	1	1	...	...	...	...	...	...	10	...	...	1513	1913		
Jalpaiguri (8 months)	338	1	...	...	...	...	...	...	...	...	...	...	...	...	...	...	...	...	...	...	2	...	296	296	592		
Rhagulpur	433	...	...	...	...	...	...	...	...	...	...	...	...	...	...	...	...	...	...	...	1	...	...	231	231		
Nya Doonka (9 months)	252	...	...	...	...	...	...	...	...	...	...	...	...	...	...	...	...	...	...	...	1	...	...	397	397		
Duffa Field Force	...	...	...	...	...	...	...	1	...	...	...	...	1	...	...	...	...	...	...	...	2	...	...	...	...		
Naga Field Force	...	...	...	...	...	...	...	...	...	...	...	...	...	...	...	...	...	...	...	...	1	...	...	...	...		
	7,091	21	5	1	13	8	9	14	19	...	20	9	2	7	...	4	5	5	9	13	164	*	270	1882	2158	*	
Dinapore	587	...	...	...	...	...	1	1	1	...	...	...	...	...	...	...	...	...	...	...	3	...	...	511	511	...	
Segowli	259	...	...	...	...	...	...	...	...	...	...	...	...	...	...	...	...	...	...	...	...	...	...	...	...		
Benzars	411	...	1	...	...	...	...	...	...	...	...	...	...	...	...	...	...	...	...	...	1	...	...	243	243		
Chunar	50	1	...	...	...	...	...	...	...	...	...	...	...	...	...	...	...	...	...	...	...	1429	...	1429	...		
Gorakhpur	685	...	...	...	1	1	...	1	...	...	...	...	...	...	...	...	...	...	...	...	3	...	...	438	438		
Fyzabad	777	...	...	...	1	...	...	2	...	...	...	...	...	...	...	...	...	...	...	...	3	...	...	386	386		
Lucknow	1,488	5	...	...	...	...	1	...	...	...	1	...	1	1	...	...	...	...	...	...	9	...	336	269	605		
Sitapur	286	...	...	...	...	...	...	1	...	...	...	1	1	...	...	...	...	...	...	...	3	...	...	1049	1049		
Fatehgarh	162	...	...	...	...	...	...	...	...	...	...	...	...	...	...	...	...	...	...	...	1	...	...	617	617		
Cawnpore	944	1	...	...	...	...	...	...	1	...	...	...	...	1	...	...	...	...	...	...	5	...	106	424	530		
Allahabad	982	2	...	...	...	...	...	...	...	...	...	...	...	1	...	...	...	...	...	...	5	...	204	294	509		
Nagode	87	...	...	...	...	...	...	...	...	...	...	...	...	...	...	...	...	...	...	...	...	...	...	...	...		
	6,738	9	1	...	2	1	1	5	3	...	5	1	3	...	...	...	...	...	...	...	34	*	134	371	505	*	
Shahjahanpur (11 months)	...	...	...	...	...	...	...	...	...	...	...	...	...	...	...	...	...	...	...	...	...	...	...	...	...		
Bareilly	211	...	...	...	1	...	...	...	...	...	...	...	...	...	...	...	...	...	...	...	...	...	...	...	...		
Moradabad	982	...	...	...	...	...	...	...	...	...	...	...	...	...	...	...	...	...	...	...	8	...	...	815	815		
Almora	434	...	...	...	...	...	...	1	1	...	...	...	...	...	...	...	...	...	...	...	2	...	...	461	461		
Moradabad	633	1	...	...	...	...	...	2	...	...	...	...	...	1	...	...	...	...	...	...	6	...	...	948	948		
Dohra Dun	701	3	...	...	3	1	...	...	...	2	2	2	2	3	...	...	...	...	...	...	18	...	428	2140	2568		
Roorkee	709	...	...	...	...	...	...	...	...	...	...	1	1	...	...	...	...	...	...	...	1	...	...	423	423		
Meerut	926	2	1	...	4	3	...	...	...	...	3	...	2	...	...	...	...	...	...	...	15	...	216	1104	1620		
Delhi	671	2	...	...	...	...	...	...	...	...	1	...	...	1	...	...	...	...	...	...	5	...	298	447	745		
	5,219	7	2	...	9	4	...	3	2	2	2	12	1	6	1	...	...	...	...	...	57	*	133	953	1086	*	
Agra	902	...	...	1	1	5	...	...	...	...	5	...	...	...	...	...	...	...	...	...	15	...	...	1559	1559		
Morar	1,554	5	...	...	...	...	1	4	...	...	6	...	2	...	...	...	...	...	...	...	29	...	322	965	1287		
Jhansi	631	...	...	...	...	...	1	...	...	...	...	...	...	...	...	...	...	...	...	...	3	...	...	475	475		
Nowgong	271	1	...	...	...	...	...	...	...	...	...	...	...	...	...	...	...	...	...	...	1	...	360	...	360		
Sipri, Uwar, Nawa & Sambhar	180	...	...	...	...	...	1	1	...	...	...	...	...	...	...	...	...	...	...	...	2	...	...	1538	1538		
Lalitpur	72	...	...	...	...	...	...	...	...	...	...	...	...	...	...	...	...	...	...	...	...	...	...	...	...		
Doali	209	...	...	...	1	...	...	1	1	1	1	1	1	1	1	1	1	1	1	...	5	...	...	2392	2392		
	3,829	6	...	1	1	8	1	6	1	1	...	12	...	2	...	...	...	...	...	...	66	*	137	1944	1291	*	
Umballa	948	...	...	...	1	...	...	1	...	...	1	...	...	...	...	...	...	...	...	...	4	...	...	422	422		
Suez (9 months)	159	2	...	...	...	...	...	...	...	...	...	...	...	...	...	...	...	...	...	...	2	...	1258	...	1258		
Phillour	49	...	...	...	...	...	...	...	...	...	...	...	...	...	...	...	...	...	...	...	...	...	...	...	...		
Ludhiana	104	...	...	...	...	...	...	...	...	...	1	...	...	...	...	...	...	...	...	...	1	...	...	926	926		
Jullundur	545	...	...	...	3	1	...	1	...	...	2	...	...	...	...	2	1	...	...	...	19	...	...	1835	1835		
Ferozepore	405	...	...	...	1	2	...	...	...	...	...	...	...	...	...	...	...	...	...	...	3	...	...	496	496		
Mooltan	1,026	...	...	...	...	2	...	...	...	...	11	...	...	...	...	...	1	1	...	...	15	...	...	1462	1462		
Sialkot	1,092	...	...	...	...	...	...	2	...	...	...	...	...	...	...	...	...	...	...	...	2	...	...	200	200		
Dharmesla	582	19	...	...	...	...	...	1	...	...	3	...	3	...	...	...	3	...	...	...	39	...	3265	1890	5155		
Bakloh	534	...	...	...	1	1	...	...	...	...	4	...	...	...	...	...	...	...	...	...	8	...	...	1498	1498		
Amritsar	198	2	...	...	...	...	...	1	...	...	...	...	...	...	...	...	...	...	...	...	5	...	1010	1515	2525		
Meer Meer	1,390	...	...	...	2	7	...	1	...	...	7	...	4	...	...	1	1	4	...	...	27	...	...	1957	1957		
Jhelum	1,095	...	...	...	...	...	...	1	...	...	...	5	1	...	...	...	1	1	...	...	9	...	...	500	500		
Bawal Pindi	1,556	...	...	...	2	...	1	...	...	...	6	...	...	...	...	2	...	1	1	...	13	...	...	835	835		
Talagang	516	...	...	...	...	...	...	...	...	...	...	...	...	...	...	...	...	...	...	...	5	...	...	909	909		
Attock	153	...	...	...	1	1	...	...	...	...	2	...	1	...	...	...	...	...	...	...	2	...	...	1307	1307		
Murree (9 months)	51	...	...	...	...	...																					



# NATIVE TROOPS, 1875.

## XIV.

TABLE showing the PREVALENCE of CHOLERA in each MONTH, and the DISTRIBUTION of the DISEASE by STATIONS and PROVINCES.

STATIONS.	Average Strength during the period of occupation.	NUMBER OF ADMISSIONS INTO HOSPITAL IN EACH MONTH.												Total Admissions of the Year.	Admission-rate per 1,000 of Strength for each Province.	Total Deaths of the Year.	Death-rate per 1,000 of Strength for each Province.
		Jan.	Feb.	Mar.	April.	May.	June.	July.	Aug.	Sept.	Oct.	Nov.	Dec.				
Troops marching in Bengal and the N.W. Provinces	...	...	...	...	...	...	...	...	...	...	...	...	...	...	...	...	...
Perak Expedition	...	...	...	...	...	...	...	...	...	...	...	...	...	...	...	...	...
Fort William	...	...	...	...	...	...	...	...	...	...	...	...	...	2	2	...	...
Alipore	698	...	...	...	...	...	...	...	...	...	...	...	...	...	...	...	...
Dum-Dum	955	...	...	...	...	...	...	...	...	...	...	...	...	...	...	...	...
Barrackpore	119	...	...	...	...	...	...	...	...	...	...	...	...	...	...	...	...
Berhampore	922	3	...	...	...	...	...	...	...	1	...	...	...	4	...	2	...
Dacca	160	...	...	...	...	...	...	...	...	...	...	...	...	...	...	...	...
Cachar and Out-posts	235	...	...	...	...	...	...	...	...	...	...	...	...	...	...	...	...
Naga Field Force	628	...	...	2	1	1	...	...	...	...	1	1	...	5	...	2	...
Shillong and Out-posts	...	...	...	...	...	...	...	...	...	...	...	...	...	...	...	...	...
Gauhati	774	...	...	1	...	...	...	...	...	...	...	...	...	2	47	1	...
Tezpur	461	...	12	...	...	...	1	...	...	...	...	...	1	14	...	11	276
Nowgong	250	...	...	...	...	...	...	...	...	...	...	...	...	1	...	1	...
Dibrugarh	64	...	...	...	...	...	...	...	...	...	...	...	...	...	...	...	...
Buxa	702	...	...	...	...	...	...	1	...	...	...	...	...	...	...	...	...
Jalpaiguri (8 months)	661	...	...	...	...	...	...	...	...	...	...	...	...	...	...	...	...
Bhagalpur	338	...	...	...	...	...	1	...	...	1	...	...	...	3	...	1	...
Nya Dooika (9 months)	433	...	...	...	...	...	...	...	...	...	...	...	...	...	...	...	...
Duffa Field Force	252	...	...	...	...	...	...	...	...	...	...	...	...	...	...	...	...
Dinapore	...	...	...	...	...	...	1	...	...	...	...	...	...	1	...	...	...
Segowli	587	...	...	...	...	...	...	...	...	...	...	...	...	...	...	...	...
Benares	259	...	...	...	...	...	...	...	...	...	...	...	...	...	...	...	...
Chunar	411	...	...	...	...	...	...	...	...	...	...	...	...	...	...	...	...
Gorakhpur	70	...	...	...	1	...	...	...	...	...	...	...	...	1	...	1	...
Fyzabad	685	...	...	...	...	...	...	...	...	...	...	...	...	...	...	...	...
Lucknow	777	...	...	...	...	...	...	...	...	...	...	...	...	...	25	5	134
Sitapur	1,488	1	...	5	1	...	...	...	1	1	...	...	...	9	...	...	...
Fatehgarh	286	...	...	...	...	...	...	...	...	...	...	...	...	...	...	...	...
Cawnpore	162	...	...	...	...	...	...	...	...	...	...	...	...	...	...	...	...
Allahabad	944	...	...	1	...	...	...	...	...	...	...	...	...	1	...	2	...
Nagode	982	...	...	...	...	4	...	...	...	...	...	...	...	4	...	...	...
Shahjahanpur (11 months)	87	...	...	...	...	...	...	...	...	...	...	...	...	...	...	...	...
Bareilly	211	...	...	1	...	...	...	...	...	...	...	...	...	1	...	...	...
Moradabad	981	...	...	...	...	...	...	...	...	...	...	...	...	...	...	...	...
Almora	434	...	...	...	...	...	...	...	...	...	...	...	...	...	...	...	...
Dehra Dun	633	...	...	...	...	4	1	...	...	...	...	...	...	5	19	3	133
Roorkee	701	...	...	...	...	...	...	...	...	...	...	...	...	...	...	...	...
Meerut	709	...	...	...	...	...	...	...	...	...	...	...	...	...	...	...	...
Delhi	826	...	...	...	...	...	...	...	...	2	...	...	...	...	...	2	...
Agra	671	...	...	...	...	...	...	...	1	1	...	...	...	...	...	2	...
Morar	962	...	...	...	...	...	...	...	...	...	...	...	...	...	...	...	...
Jhansi	1,554	...	...	...	...	...	...	...	2	8	...	...	...	10	...	5	...
Nowgong	631	...	...	...	...	...	...	...	...	...	...	...	...	...	...	...	...
Sipi, Ulwar, Nawa and Sambhar	271	...	...	...	...	...	...	...	...	...	...	...	...	4	37	1	137
Lalitpur	130	...	...	...	...	...	...	...	...	...	...	...	...	...	...	...	...
Deoli	72	...	...	...	...	...	...	...	...	...	...	...	...	...	...	...	...
Umballa	209	...	...	...	...	...	...	...	...	...	...	...	...	...	...	...	...
Simla (9 months)	948	...	...	...	...	...	...	...	...	...	...	...	...	...	...	...	...
Phillour	139	...	...	...	...	...	...	4	...	...	...	...	...	4	...	2	...
Ludhiana	40	...	...	...	...	...	...	...	...	...	...	...	...	...	...	...	...
Jalandhar	108	...	...	...	...	...	...	...	...	...	...	...	...	...	...	...	...
Ferozepore	545	...	...	...	...	...	...	...	...	...	...	...	...	...	...	...	...
Mooltan	665	...	...	...	...	...	...	...	...	...	...	...	...	...	...	...	...
Sialkot	1,026	...	...	...	...	...	...	...	...	...	...	...	...	...	...	...	...
Dharmasala	1,002	...	...	...	...	...	...	...	...	...	...	...	...	...	...	...	...
Bakloh	582	...	...	...	...	...	...	48	...	...	...	...	1	50	...	19	...
Amritsar	534	...	...	...	...	...	...	...	...	...	...	...	...	...	...	...	...
Meean Meer	198	...	...	...	...	...	...	...	...	3	...	...	...	3	37	2	150
Jhelum	1,380	...	...	...	...	...	...	...	...	...	...	...	...	...	...	...	...
Rawal Pindi	1,606	...	...	...	...	...	...	...	...	...	...	...	...	...	...	...	...
Talagao	1,556	...	...	...	...	...	...	...	...	...	...	...	...	...	...	...	...
Attock	516	...	...	...	...	...	...	...	...	...	...	...	...	...	...	...	...
Murree (9 months)	153	...	...	...	...	...	...	...	...	...	...	...	...	...	...	...	...
Nowshera	51	...	...	...	...	...	...	...	...	...	...	...	...	...	...	...	...
Cherat (9 months)	734	...	...	...	...	...	...	...	...	...	...	...	...	...	...	...	...
Peshawar and Out-posts	161	...	...	...	...	...	...	...	...	...	...	...	...	...	...	...	...
Troops marching in the Punjab	3,397	...	...	...	...	...	...	...	...	...	...	...	...	...	...	...	...
TOTAL	39,125	3	1	18	8	11	5	53	9	18	2	3	3	134	34	66	169
CENTRAL INDIA FORCE.																	
Agur	417	...	...	...	...	1	1	...	...	...	...	...	...	2	...	2	...
Goanah	270	...	...	...	...	...	...	...	...	...	...	...	...	...	...	...	...
Sirdarpore	403	...	...	...	...	...	...	...	...	...	...	...	...	...	...	...	...
Khorsarrah	463	...	...	...	...	...	...	...	...	...	...	...	...	...	...	...	...
Erinpoorah	716	...	...	...	...	...	...	...	...	...	...	...	...	...	...	...	...
Deoli	683	...	...	...	...	...	...	1	...	...	...	...	...	1	...	6	...
Schor and Indor	860	...	...	...	...	1	...	...	...	...	...	...	...	8	...	...	...
Ajmere and Beaur	616	...	...	...	...	...	...	...	...	...	...	...	...	...	...	...	...
TOTAL	4,428	...	...	...	...	2	1	1	...	...	...	7	...	11	25	8	181
PUNJAB FRONTIER FORCE.																	
Mardan	796	...	...	...	...	...	...	...	...	...	...	...	...	...	...	...	...
Abbotabad	1,450	...	...	...	...	...	...	...	...	...	...	...	...	...	...	...	...
Kohat	2,285	...	...	...	...	...	...	...	...	...	...	...	...	...	...	...	...
Edwardabad	1,967	...	...	...	...	...	...	...	...	...	...	...	...	...	...	...	...
Dera Ghazi Khan	1,544	...	...	...	...	...	...	...	...	...	...	...	...	...	...	...	...
Dera Ismail Khan	1,066	...	...	...	...	1	...	...	...	...	...	...	...	1	...	1	...
Rajapur	512	...	...	...	...	...	...	...	...	...	...	...	...	...	...	...	...
TOTAL	9,920	...	...	...	...	1	...	...	...	...	...	...	...	1	1	1	10



# NATIVE TROOPS, 1875.

## XV.

TABLE showing the PREVALENCE of FEVER in each MONTH, and the DISTRIBUTION of FEVERS by STATIONS and PROVINCES.

STATIONS AND AVERAGE STRENGTH DURING THE PERIOD OF OCCUPATION.	NUMBER OF ADMISSIONS INTO HOSPITAL IN EACH MONTH.												Total Admissions of the Year.	Admission-rate per 1,000 of Strength.	Admission-rate for each Province.	Total Deaths of the Year.	Death-rate for each Province.	
	Jan.	Feb.	Mar.	April.	May.	June.	July.	Aug.	Sept.	Oct.	Nov.	Dec.						
Fort William	698	11	8	10	8	10	27	16	13	33	39	42	225	322.4	68.4	1	2.89	
Alipore	565	35	42	41	17	14	28	51	104	130	107	160	110	839		878.5		2
Dum-Dum	119	15	5	6	6	4	2	11	19	17	29	46	19	179		150.2		...
Barrackpore	922	19	10	14	21	30	48	103	128	49	66	77	18	583		632.3		7
Berhampore	160	2	7	1	6	1	7	4	16	14	59	64	46	227		141.8		1
Dacca	235	8	8	8	3	4	2	2	5	3	9	7	...	59		251.1		...
Cachar and Out-posts	628	16	23	49	45	33	23	38	42	24	39	45	30	398		633.8		2
Shillong and Out-posts	774	17	29	39	48	36	50	48	79	64	41	54	29	540		697.7		5
Gauhati	491	5	3	3	11	4	2	35	21	44	90	58	17	293		635.6		1
Tezpur	220	32	14	24	...	4	3	16	17	21	19	22	12	184		836.4		1
Newgaon	64	...	...	...	1	8	4	2	7	13	6	6	1	48		750.0		...
Dibrugarh	702	25	18	20	18	17	59	69	86	88	87	38	584	831.9		1		
Buxa	661	1	3	11	19	23	26	16	16	15	25	99	52	306	462.9	3		
Jalpaiguri (8 months)	338	...	...	...	22	15	34	35	39	53	44	83	...	325	961.5	...		
Bhagalpur	433	2	11	7	7	7	12	11	11	4	26	20	17	138	318.7	...		
Nya Dooaka (9 months)	252	...	...	...	8	6	3	11	13	46	62	43	8	200	730.7	...		
MONTHLY PERCENTAGE OF THE TOTAL	3.7	3.5	4.4	4.7	4.2	6.2	9.1	12.1	11.3	14.5	17.7	8.6	...	100.0	...	...	...	
Dinapore	587	4	7	5	10	11	5	11	15	11	19	18	2	118	201.0	349.1	...	4.5
Segowli	259	2	4	3	1	3	1	4	7	3	6	10	4	48	185.3		...	
Benares	411	4	4	4	4	1	1	...	12	8	13	15	10	76	184.9		...	
Chunar	70	3	1	5	...	...	1	2	1	2	2	10	6	33	471.4		...	
Gorakhpur	685	20	17	14	18	59	21	10	14	33	143	316	76	771	1125.5		2	
Fyzabad	777	8	5	20	15	8	6	10	45	24	25	33	19	218	280.6		1	
Lucknow	1,088	14	24	26	31	36	36	33	63	51	51	38	20	423	784.3		...	
Sitapur	286	2	...	1	2	1	...	2	7	5	7	5	3	35	122.4		...	
Fatehgarh	162	1	2	2	2	2	6	...	3	2	1	6	1	28	172.8		...	
Cawnpore	944	11	4	2	9	9	14	9	17	27	39	39	7	169	179.0		...	
Allahabad	982	37	24	53	46	36	29	27	19	18	16	19	10	325	331.0		...	
Nagode	87	4	1	2	1	...	4	1	9	12	8	5	...	48	551.7		...	
MONTHLY PERCENTAGE OF THE TOTAL	4.8	4.0	6.0	6.1	7.2	5.0	4.8	8.9	8.4	14.2	23.5	7.1	...	100.0	...	...	...	
Shahjahanpur (11 months)	211	1	4	6	1	3	2	3	3	5	15	5	...	48	237.5	323.6	...	2.48
Bareilly	982	3	5	6	11	12	13	9	15	11	23	7	3	118	120.2		1	
Moradabad	434	5	4	7	1	4	3	1	5	8	10	21	12	81	186.6		...	
Almora	613	10	3	8	12	15	19	17	34	25	18	24	15	200	316.0		...	
Dehra Dun	791	9	5	14	23	6	14	15	14	22	15	15	10	162	231.1		4	
Roorkee	769	8	1	8	18	10	6	15	21	26	12	14	14	153	215.8		7	
Meerut	926	37	15	28	29	40	18	1	22	50	43	30	12	325	351.0		1	
Delhi	671	27	10	11	30	21	45	16	76	129	127	82	47	612	912.1		...	
MONTHLY PERCENTAGE OF THE TOTAL	5.9	2.8	5.2	7.4	6.5	7.1	4.5	11.2	15.7	15.5	11.6	6.6	...	100.0	...	...	...	
Agra	962	26	16	17	16	9	13	13	16	22	15	47	2	212	220.4	462.6	7	2.61
Morar	1,554	48	39	54	116	69	48	69	101	102	97	138	68	939	604.2		1	
Jhansi	631	27	38	25	10	13	18	26	30	56	32	36	28	339	537.2		...	
Newgaon	271	1	...	1	8	5	8	4	14	36	27	24	1	129	476.0		...	
Sipri, Ulwar, Nawa and Samdhar	190	1	3	3	...	2	1	2	3	11	11	3	2	42	323.1		...	
Lalitpur	72	4	1	1	2	2	6	1	3	7	5	6	2	40	555.6		...	
Deli	209	10	3	4	6	5	4	6	5	4	8	9	6	70	334.9		1	
MONTHLY PERCENTAGE OF THE TOTAL	6.6	5.6	5.9	8.9	5.9	5.5	6.3	9.7	13.5	11.9	14.9	6.2	...	100.0	...	...	...	
Unbala	948	18	16	18	12	16	39	21	25	32	37	31	19	284	299.6	809.1	1	3.26
Samba (9 months)	159	...	...	11	5	...	...	...	...	...	...	...	...	42	264.2		...	
Phillour	40	1	2	...	2	...	2	7	17	12	10	21	2	76	1800.0	...		
Ludhiana	108	4	3	3	5	3	3	3	5	20	25	39	25	138	127.8	...		
Jullundur	545	60	17	21	15	14	35	14	22	51	100	77	56	472	866.1	4		
Ferozepore	695	52	54	40	29	38	56	46	80	66	91	139	146	837	1383.5	3		
Mooltn	1,026	25	18	20	27	22	15	7	42	163	152	234	57	772	752.4	2		
Sialkot	1,002	20	7	18	18	16	17	18	35	71	52	80	26	378	377.2	...		
Dharmada	582	18	10	13	32	09	23	14	25	61	51	5	3	354	608.2	1		
Bakloh	534	9	7	19	27	16	6	7	29	24	15	54	22	226	423.2	2		
Amritsar	108	1	1	3	10	11	7	8	31	46	41	22	13	194	959.8	...		
Meen Meer	1,380	33	25	65	50	43	64	29	73	271	502	375	132	1,662	1204.3	9		
Jhelum	1,986	37	26	31	32	29	15	25	53	139	192	178	55	811	565.0	...		
Rawal Pindi	1,556	30	23	18	18	20	36	27	17	23	59	29	20	329	265.7	2		
Talagaoe	516	16	17	18	7	9	10	12	12	22	15	17	5	161	312.0	2		
Attock	153	4	...	3	2	4	3	...	7	11	23	24	12	93	607.8	...		
Murree (9 months)	51	...	...	...	...	2	1	5	4	1	...	...	...	13	254.9	...		
Nowshera	734	20	20	15	22	17	30	16	35	54	61	90	41	421	573.6	5		
Cheer (9 months)	161	...	...	...	1	11	9	2	3	27	80	7	2	142	882.0	...		
Peshwar and Out-posts	3,397	354	161	142	132	132	121	97	222	717	1,102	1,206	411	4,857	1429.8	18		
MONTHLY PERCENTAGE OF THE TOTAL	5.7	3.3	3.7	3.6	4.1	4.1	3.0	6.0	14.8	21.3	21.9	8.5	...	100.0	...	...	...	
MONTHLY PERCENTAGE OF THE TOTAL FOR THE PRESIDENCY	5.4	3.7	4.4	4.7	4.7	4.9	4.8	8.2	13.2	17.7	19.8	8.5	...	100.0	...	...	...	
Asgur	417	1	1	1	1	3	1	2	7	8	5	4	...	38	91.1	298.6	...	.68
Goenah	279	7	5	9	3	1	9	6	8	14	18	7	8	95	351.9		...	
Sirdarpore	403	6	10	5	19	14	15	10	11	16	37	51	24	209	548.6		2	
Kherwarrah	493	6	8	7	4	2	5	1	12	20	27	32	10	134	280.4		...	
Erimpoorah	716	7	11	15	9	11	13	4	9	13	28	18	15	153	213.7		1	
Deoli	683	15	21	11	7	12	10	10	31	33	26	17	12	205	300.1		...	
Schor and Indor	860	10	7	8	26	8	10	12	15	54	47	58	28	283	329.1		...	
Ajmere and Baur	616	14	21	9	17	8	9	16	31	26	13	31	10	205	332.8		...	
MONTHLY PERCENTAGE OF THE TOTAL	5.0	6.4	4.9	5.8	4.5	5.4	4.6	9.4	13.9	15.2	16.5	8.4	...	100.0	...	...	...	
Murda	796	32	61	40	29	29	27	20	66	40	44	47	39	454	570.4	915.4	...	3.13
Abbottabad	1,450	44	31	52	43	41	44	55	71	79	72	69	46	647	446.2		...	
Kohat	2,285	118	98	105	90	59	104	108	247	559	623	572	290	3,060	1532.3		16	
Edwardabad	1,907	131	102	169	64	48	77	51	72	158	308	372	227	1,982	1180.0		4	
Dera Ghazi Khan	1,544	68	69	52	53	46	46	23	111	234	324	246	87	1,349	875.7	3		
Dera Ismail Khan	1,696	79	66	76	34	62	72	80	60	88	182	227	167	1,203	732.1	8		
Rajapur	512	14	7	10	12	12	15	18	49	26	108	77	8	336	695.3	...	...	...
MONTHLY PERCENTAGE OF THE TOTAL	5.3	4.7	4.9	3.6	3.3	5.2	3.3	7.7	13.0	18.9	20.5	9.4	...	100.0	...	...	...	



ABSTRACT of the RETURNS showing the ADMISSIONS,  
(The Statistics of this Table must not be regarded as showing with

1.—REGIMENTS of BENGAL

REGIMENTS AND STATIONS OF 1875.	Date of Arrival from Station previously occupied.	REGIMENTAL STRENGTH.		Admission-rate of 1875 per 1,000 of the Average Strength.	INVALIDED		DIED		Loss per 1,000	
		Number borne on the Rolls.	Average Strength present during 1875.		To their homes for change of air.	For Discharge.	With the Regiment.	Absent from the Regiment.	By Invaliding for Discharge.	By Deaths.
1 37th Native Infantry, Fort William ...	November 1872, from Bhagalpur...	686	607	1051.1	13	9	9	4	13.12	18.95
2 28th Native Infantry, Alipore ...	January 1873, from Ferozepore ...	690	608	1467.1	23	18	12	10	26.09	31.88
3 { Body-Guard, Balisnui (for 5 months), and } { Dehra for 7 months ... }	.....	103	80	2737.5	...	...	...	2	...	19.42
4 39th Native Infantry, Wing, Alipore ...	January 1874, from Jhansi ...	347	217	1829.5	9	27	3	2	77.81	14.11
5 { 39th Native Infantry, Head-Quarters, Bar- } { rackpore ... }		467	380	1163.2	23	40	10	5	85.65	32.12
6 { 10th Native Infantry, Barrackpore, with } { detachment of 118 men at Dum-Dum ... }	February 1872, from Cawnpore ...	683	609	2398.7	57	22	35	9	31.21	64.42
7 3rd Native Infantry, Cachar, and Out-posts ...	November 1872, from Meerut ...	700	641	1290.2	4	4	14	4	5.71	25.71
8 43rd Native Infantry, Shillong, and Out-posts ...	January 1874, from Gauhati ...	890	827	1347.0	3	8	14	1	8.99	16.85
9 { 42nd Native Infantry, Gauhati, with detach- } { ments of 162 men at Tezpur and 64 men } { at Nowgong ... }	April 1874, from Upper Assam ...	855	783	1439.3	18	32	19	3	37.43	25.73
10 44th Native Infantry, Dibrugarh ...	April 1874, from Shillong ...	882	813	2004.9	12	21	26	...	23.81	29.48
11 38th Native Infantry, Buxa ...	March 1873, from Fyzabad ...	667	563	1368.8	35	47	7	4	70.46	16.49
12 { 16th Native Infantry, Jalpaiguri, with detach- } { ments of 235 men at Dacca and 232 } { men for 3 months at Tezpur ... }	April 1875, from Tezpur ...	687	598	1934.8	30	40	9	9	58.22	26.20
13 { 4th Native Infantry, Head-Quarters, Bhagal- } { pur, Wing at Nya Doomka (April to } { December) ... }	December 1872, from Cachar ...	439	908.9	1	21	1	1	1	29.70	4.24
14 { 4th Native Infantry, Head-Quarters, Bhagal- } { pur, Wing at Nya Doomka (April to } { December) ... }		197	1421.3	7						
REGIMENTS OF BENGAL PROPER AND ASSAM		8,364	7,382	1534.3	235	289	100	54	34.55	25.59

\* Of these nine were killed in an attack by the Natives of the Naga Hills

2.—REGIMENTS of BEHAR, BENARES,

1 2nd Native Infantry, Dinapore ...	April 1872, from Jalpaiguri ...	707	631	643.4	7	14	1	1	19.80	2.83
2 { 2nd Bengal Cavalry, Segowli, with detach- } { ments at Benares and 50 men at Gorakhpur }	February 1875, from Fyzabad ...	458	413	644.1	5	16	1	...	34.93	2.18
3 { 13th Native Infantry, Benares, with detach- } { ments of 160 men at Berhampore and 70 } { men at Chunar ... }	November 1872, from Fort William	701	640	1031.2	15	32	6	6	45.65	17.12
4 1st Native Infantry, Gorakhpur ...	November 1872, from Agra ...	701	637	1814.8	7	19	1	2	27.10	4.28
5 8th Native Infantry, Fyzabad ...	January 1873, from Alipore ...	702	646	1196.6	13	9	3	3	12.82	8.55
6 { 19th Bengal Lancers, Lucknow, with detach- } { ment of 50 men at Alipore ... }	February 1873, from Mooltan ...	458	399	1047.6	2	11	3	1	24.02	8.73
7 6th Native Infantry, Lucknow ...	November 1873, from Morar ...	664	582	1104.8	7	10	5	2	15.06	10.54
8 41st Native Infantry, Lucknow ...	May 1873, from Buxa ...	603	622	789.4	9	34	2	4	49.06	8.06
9 { 7th Bengal Cavalry, Sitapur, with detach- } { ment of 134 men at Fyzabad ... }	April 1872, from Nowgong and } { Nagode ... }	454	381	600.3	7	16	4	2	35.24	13.22
10 1st Bengal Cavalry, Cawnpore ...	February 1872, from Morar ...	456	309	516.7	4	6	1	3	13.16	8.77
11 35th Native Infantry, Cawnpore ...	February 1872, from Meen Meer...	707	631	424.7	3	22	3	3	31.12	8.49
12 18th Bengal Cavalry, Allahabad ...	March 1873, from Meen Meer ...	454	379	825.9	4	13	1	...	28.63	2.20
13 34th Native Infantry, Allahabad ...	December 1874, from Morar ...	704	641	829.6	18	38	3	1	53.98	5.68
REGIMENTS OF BEHAR, BENARES, OUDH AND CAWNPORE		7,859	6,962	914.8	101	240	34	28	30.54	7.89



1	{ Admitted Died	... 406 1	1 ... 129 ...	11 29 ...	4 ... 1 ...	5 20 ...	11 1 ...	74 1 ...	1 ... 13 ...	5 ... 40 ...	25 26 ...	12 ...
2	{ Admitted Died	... 266 1	... 72 ...	11 17 1 ...	3 ... 1 ...	1 10 1 2 ...	25 1 ...	3 3 ...	11 ... 30 ...	70 4 ...	1 ...	...
3	{ Admitted Died	... 660 6	1 ... 331 1	104 23 ...	1 ... 8 ...	2 6 21 1 15 2 ...	53 1 1 ...	0 ... 2 ...	31 1 ...	24 15 1 ...	4 ...	1
4	{ Admitted Died	... 1,156 1	1 ... 759 1	43 26 ...	9 ... 1 ...	2 22 ... 13 12 ...	64 4 1 15 ...	9 ... 60 ...	46 44 ...	25 ...	...	...
5	{ Admitted Died	... 773 3	... 201 1	49 49 ...	7 ... 3 2 ...	6 17 ... 30 3 ...	98 2 ...	20 ... 4 ...	24 ... 46 ...	28 ...	142 44 ...	...
6	{ Admitted Died	... 418 3	2 ... 148 2	11 9 ...	2 ... 2 ...	4 21 ... 21 5 ...	25 2 ...	12 1 ...	7 ... 31 ...	100 10 ...	5 ...	...
7	{ Admitted Died	... 643 5	5 ... 229 3	80 27 ...	7 ... 1 3 ...	2 6 17 ... 30 3 ...	98 2 ...	20 ... 4 ...	24 ... 46 ...	28 ...	142 44 ...	...
8	{ Admitted Died	... 491 2	2 ... 145 ...	44 24 ...	4 ... 2 ...	5 12 ... 14 6 ...	40 1 ...	3 11 1 ...	10 7 ...	76 26 ...	52 7 ...	...
9	{ Admitted Died	... 263 4	... 50 ...	12 9 ...	1 ... 1 2 ...	18 1 2 1 ...	31 ... 4 ...	14 ... 49 ...	62 2 ...	4 ...	...	...
10	{ Admitted Died	... 186 1	... 71 ...	5 7 ...	1 ... 1 ...	7 ... 1 2 ...	6 ... 3 ...	3 3 ...	8 ... 17 ...	49 ...	...	...
11	{ Admitted Died	... 268 3	1 ... 110 1	10 10 ...	11 ... 2 ...	2 27 1 7 4 ...	32 1 ...	1 ... 4 ...	28 ... 15 ...	2 ...	...	...
12	{ Admitted Died	... 313 1	... 90 ...	9 10 ...	9 ... 2 ...	8 ... 2 1 ...	32 1 ...	5 ... 11 ...	2 30 ...	95 5 ...	1 ...	...
13	{ Admitted Died	... 526 3	4 ... 241 2	18 10 ...	4 ... 8 ...	54 1 4 6 ...	67 4 ...	7 ... 1 ...	56 ... 25 ...	7 ...	9 ...	...
	{ Admitted Died	... 6,380 34	17 ... 2,579 9	407 250 ...	1 63 ...	19 6 46 257 ...	5 133 49 ...	398 12 13 ...	122 8 ...	6 141 ...	10 565 ...	370 130 ...



3.—REGIMENTS of ROHILCUND										
REGIMENTS AND STATIONS OF 1875.	Date of Arrival from Station previously occupied.	REGIMENTAL STRENGTH.		Admission-rate of 1875 per 1,000 of the Average Strength.	INVALIDED		DIED		LOSS PER 1,000	
		Number borne on the Rolls.	Average Strength present during 1875.		To their homes for change of air.	For Discharge.	With the Regiment.	Absent from the Regiment.	By Invaliding for Discharge.	By Deaths.
1 { 45th Native Infantry, Moradabad, Wing at Shahjahanpur to 12th November ... }	February 1872, from Mooltan ...	705	593	824.6	8	67	2	1	95.04	4.26
2 { 16th Bengal Cavalry, Bareilly, with Detachment of 50 men at Moradabad ... }	January 1874, from Peshawar ...	457	418	299.8	1	12	4	2	26.26	13.13
3 11th Native Infantry, Bareilly ...	February 1872, from Dum-Dum ...	698	629	550.0	6	51	4	5	73.07	12.89
4 3rd Goorkhas, Almora ...	.....	725	631	1020.5	5	37	3	...	51.03	4.14
5 2nd Goorkhas, Dehra Dun ...	.....	711	659	796.3	7	32	18	3	45.01	29.54
6 { Sappers and Miners, Roorkee, with Detachments at Rawal Pindi, Peshawar, and Cherat ... }	.....	1,140	1,029	1013.6	37	42	5	6	36.84	9.65
7 { 4th Bengal Cavalry, Meerut, with Detachments of 48 men at Delhi and 42 at Agra ... }	{ January 1874, from Segowli, Benares, and Gorakhpur ... }	457	318	893.1	5	14	3	2	30.63	10.94
8 5th Native Infantry, Meerut ...	November 1872, from Benares ...	699	634	867.5	14	35	12	2	59.07	20.03
9 33rd Native Infantry, Delhi ...	January 1873, from Allahabad ...	702	631	1431.1	18	29	5	...	41.31	7.12
REGIMENTS OF ROHILCUND AND MEERUT ...		6,294	5,536	878.1	101	319	56	21	50.68	12.23
4.—REGIMENTS of AGRA										
1 { 18th Native Infantry, Agra, with Detachments at Fatehgarh and Ulwar ... }	December 1872, from Gorakhpur ...	704	622	1231.5	13	25	12	2	35.51	19.89
2 { 36th Native Infantry, Agra, with Detachments at Fatehgarh and Ulwar ... }	March 1873, from Peshawar ...	688	617	484.6	16	33	8	1	47.97	13.08
3 6th Bengal Cavalry, Morar ...	February 1872, from Cawnpore ...	456	365	1323.3	10	19	...	4	41.67	8.77
4 9th Native Infantry, Morar ...	January 1874, from Lucknow ...	704	619	1201.9	29	15	3	3	21.31	8.52
5 17th Native Infantry, Morar ...	{ January 1875, from Meer Meer and Amritsar ... }	689	615	943.1	18	4	19	1	5.81	29.03
6 { 24th Native Infantry, Jhansi, with Detachments of 72 men at Lalitpur and 32 men at Sipsi ... }	February 1874, from Meer Meer ...	699	613	1221.9	4	15	3	2	21.46	7.15
7 { 3rd Bengal Cavalry, Nowgong, with Detachment of 89 men at Nagode ... }	March 1872, from Jhelum ...	456	372	1192.2	2	17	1	...	37.28	2.19
8 { 9th Bengal Cavalry, Deoli, with Detachments of 121 men at Jhansi and 44 men at Sambhar ... }	January 1874, from Rawal Pindi ...	416	374	1037.4	13	22	7	1	49.33	17.94
REGIMENTS OF AGRA AND CENTRAL INDIA ...		4,842	4,197	1061.2	105	159	53	14	30.98	13.84
5.—REGIMENTS of										
1 { 15th Bengal Cavalry, Umballa, with Detachment of 64 men at Jullundur for 11 months ... }	April 1873, from Peshawar ...	458	383	869.5	12	7	...	1	15.28	2.18
2 32nd Native Infantry, Umballa ...	February 1872, from Ranikhet ...	711	617	962.2	1	17	3	4	23.91	9.85
3 { 7th Native Infantry, Jullundur, with Detachments of 108 men at Ludhiana and 40 at Phillour ... }	March 1872, from Lucknow ...	704	633	1900.5	14	27	9	3	38.35	17.05
4 40th Native Infantry, Ferozepore ...	December 1872, from Agra ...	694	599	2037.9	25	39	3	2	56.20	7.20
5 13th Bengal Cavalry, Mooltan ...	January 1873, from Lucknow ...	456	373	1729.2	8	18	5	1	39.47	13.16
6 31st Native Infantry, Mooltan ...	November 1871, from Nowshera ...	708	613	1370.3	4	13	10	3	18.36	18.26
7 17th Bengal Cavalry, Sialkot ...	March 1872, from Sitapur ...	454	367	1771.1	35	20	...	...	44.05	...
8 15th Native Infantry, Sialkot ...	February 1873, from Peshawar ...	704	638	1015.7	30	11	2	2	15.62	5.68
9 { 1st Goorkhas, Dharmsala, with Detachment of 159 men at Simla for 9 months ... }	.....	722	608	1564.1	2	20	32	1	27.70	45.71
10 4th Goorkhas, Bakloh ...	.....	709	655	1193.9	1	46	12	...	61.88	16.90
11 { 11th Bengal Lancers, Meer Meer with Detachment of 24 men at Ferozepore ... }	December 1872, from Allahabad ...	460	368	1696.9	9	13	3	2	28.26	10.67
12 { 25th Native Infantry, Meer Meer, with Detachment of 198 men at Amritsar for 10 months ... }	February 1874, from Rawal Pindi ...	705	610	1686.9	14	13	9	3	18.44	17.02
13 { 26th Native Infantry, Meer Meer, with Detachments of 194 men at Amritsar for 2 months ... }	December 1874, from Peshawar ...	699	623	2291.6	47	32	19	4	45.78	32.90
14 5th Bengal Cavalry, Jhelum ...	December 1871, from Nowshera ...	458	384	1273.4	...	12	3	1	26.20	8.73
15 22nd Native Infantry, Jhelum ...	April 1872, from Dacca ...	697	629	864.9	10	22	1	2	31.56	4.30
16 23rd Native Infantry, Jhelum ...	February 1873, from Hazara ...	699	629	896.7	4	41	6	...	58.60	8.58



## and MEERUT.

		CAUSES OF ADMISSIONS IN HOSPITAL, AND DEATHS IN HOSPITAL DURING THE YEAR.																											
Total Admissions into Hospital, and Deaths in Hospital during the year.		Cholera.	Fever.	Verueal Affections.	Rheumatism.	Scurvy.	Anemia and Debility.	Dropsy.	Furunculo- nalis.	Apoplexy and Stroke.	Neuralgic Affec- tions.	Eye Diseases.	Heart Disease.	Bronchitis and Asthma.	Pneumonia and Pleurisy.	Dysentery and Diarrhoea.	Spleen Disease.	Hepatitis.	Diseases of the Digestive System.	Diseases of the Urinary System.	Diseases of the genurative System.	Scabies and Skin Diseases.	Guinea-worm.	Abscess and Ulcer.	Injuries.	Foot-sore.	All other Causes.		
1	{ Admitted ... 489 Died ... 2	136	36	19	...	5	...	...	...	...	2	16	...	14	2	72	2	1	22	...	...	14	...	100	27	11	10		
2	{ Admitted ... 99 Died ... 4	21	1	2	1	4	...	...	...	...	1	9	...	...	4	6	...	...	1	3	...	...	1	...	11	33	...	1	
3	{ Admitted ... 341 Died ... 4	99	18	7	...	2	...	4	1	8	6	...	16	6	50	...	2	13	...	...	3	...	35	26	35	9	...	1	
4	{ Admitted ... 617 Died ... 3	188	112	58	1	17	...	1	...	6	25	...	19	6	30	1	2	29	...	...	3	...	51	28	73	6	...	...	
5	{ Admitted ... 505 Died ... 18	131	33	23	...	9	...	8	2	...	47	...	14	2	19	22	13	29	1	...	13	...	25	55	53	10	...	...	
6	{ Admitted ... 1,043 Died ... 5	437	29	39	...	13	...	3	...	8	29	...	37	9	85	1	1	35	2	...	24	...	82	120	101	6	...	...	
7	{ Admitted ... 294 Died ... 3	126	4	8	1	5	...	...	...	...	11	...	4	4	32	...	...	3	...	...	2	2	39	43	2	4	...	...	
8	{ Admitted ... 550 Died ... 12	235	15	19	...	13	...	2	...	5	5	...	15	8	51	21	...	5	...	1	3	...	58	33	35	6	...	...	
9	{ Admitted ... 903 Died ... 5	570	10	59	1	7	...	1	1	...	1	9	...	10	6	51	4	...	11	...	...	11	...	43	28	37	43	...	...
{ Admitted ... 4,861 Died ... 56		1,963	258	225	4	75	...	19	3	31	148	...	129	47	396	51	19	130	6	1	74	2	435	383	347	95	...	...	

## and CENTRAL INDIA.

1	{ Admitted { Died	706 12	278 4	37 ...	33 ...	14 ...	5 2	2 ...	5 ...	28 ...	2 1	29 1	6 2	107 ...	1 2	19 ...	1 ...	1 ...	9 ...	72 ...	53 ...	20 ...	49 2	
2	{ Admitted { Died	299 8	60 4	43 ...	15 ...	4 ...	...	...	...	9 ...	12 ...	5 2	37 ...	1 ...	8 ...	1 ...	5 ...	4 ...	45 ...	20 ...	20 ...	10 ...	3 2	
3	{ Admitted { Died	483 ...	1 ...	266 ...	13 ...	9 ...	1 ...	...	...	10 ...	8 ...	7 ...	2 ...	23 ...	4 ...	1 ...	1 ...	...	1 ...	89 ...	48 ...	5 ...	3 ...	
4	{ Admitted { Died	744 3	454 ...	18 ...	29 ...	...	4 ...	2 ...	17 ...	17 ...	7 ...	52 ...	11 ...	3 ...	2 ...	...	7 ...	1 ...	61 ...	38 ...	1 ...	18 ...		
5	{ Admitted { Died	580 19	9 5	227 1	8 ...	25 ...	7 ...	2 ...	5 ...	6 ...	27 ...	37 ...	61 ...	14 ...	7 ...	1 ...	2 ...	56 ...	25 ...	51 ...	10 ...			
6	{ Admitted { Died	719 3	...	398 ...	54 ...	26 ...	7 ...	1 ...	5 ...	21 ...	19 ...	7 ...	18 ...	9 ...	26 ...	...	17 ...	107 ...	66 ...	30 ...	28 ...			
7	{ Admitted { Died	445 ...	1 1	178 ...	12 ...	16 ...	1 ...	...	...	13 ...	2 ...	4 ...	29 ...	2 ...	16 ...	...	9 ...	1 ...	59 ...	93 ...	3 ...	3 ...		
8	{ Admitted { Died	388 7	...	189 ...	19 ...	17 ...	1 ...	...	1 ...	12 ...	8 ...	1 ...	25 ...	1 ...	1 ...	9 ...	1 ...	3 ...	54 ...	54 ...	3 ...	3 ...		
	{ Admitted { Died	4,454 53	14 6	1,951 11	204 ...	172 ...	35 ...	12 ...	2 4	28 1	114 ...	4 2	123 1	65 13	347 ...	43 7	88 ...	3 2	52 ...	7 ...	537 ...	397 2	132 ...	115 ...

## the PUNJAB.

1	{ Admitted Died	333 ...	114 ...	9 ...	29 ...	1 ...	...	...	1 ...	34 ...	1 ...	7 ...	4 ...	27 ...	4 ...	8 ...	2 ...	...	1 ...	...	34 ...	30 ...	25 ...	...
2	{ Admitted Died	606 3	173 1	21 ...	58 ...	19 ...	2 ...	6 ...	66 ...	10 ...	4 ...	50 1	...	26 ...	3 ...	8 ...	...	103 ...	26 ...	23 ...	...	...	...	
3	{ Admitted Died	1,203 9	678 4	19 ...	154 ...	1 ...	16 1	...	12 ...	14 ...	26 1	5 1	30 1	7 ...	11 ...	...	2 ...	7 ...	116 ...	43 1	51 ...	...	...	
4	{ Admitted Died	1,182 3	837 3	8 ...	23 ...	1 ...	1 1	...	20 ...	7 ...	4 ...	75 18	...	8 ...	...	10 ...	...	96 ...	23 ...	47 ...	...	...	...	
5	{ Admitted Died	645 5	314 1	18 ...	30 ...	2 ...	8 1	...	6 ...	28 ...	24 13	18 3	6 ...	15 ...	1 ...	5 1	...	54 ...	82 1	9 ...	...	...	...	
6	{ Admitted Died	880 10	423 1	26 ...	16 ...	16 ...	...	4 ...	15 ...	1 32	27 8	43 ...	6 ...	2 ...	10 ...	8 ...	...	88 ...	54 ...	58 ...	...	...	...	
7	{ Admitted Died	650 ...	150 ...	10 ...	69 ...	6 ...	3 ...	1 ...	9 ...	25 ...	26 ...	2 ...	36 ...	2 ...	2 59	...	11 ...	98 ...	118 ...	4 ...	...	...	...	
8	{ Admitted Died	648 2	229 ...	21 ...	64 ...	1 ...	3 ...	1 ...	7 ...	15 ...	13 ...	2 ...	68 2	6 ...	1 ...	26 ...	...	11 ...	1 ...	71 ...	44 ...	47 ...	...	
9	{ Admitted Died	951 32	495 19	9 ...	55 ...	1 ...	16 1	3 ...	2 ...	15 ...	11 ...	11 3	46 1	1 ...	1 29	1 ...	5 ...	36 ...	123 2	101 ...	30 ...	...	...	
10	{ Admitted Died	782 12	269 2	39 ...	52 ...	7 ...	1 ...	1 ...	3 ...	24 ...	1 27	15 4	62 1	1 ...	1 ...	19 ...	7 ...	32 ...	127 ...	62 ...	37 ...	...	...	
11	{ Admitted Died	591 3	367 2	5 ...	19 ...	7 ...	...	4 ...	7 ...	11 ...	3 1	28 ...	1 ...	34 ...	...	4 ...	1 ...	46 ...	43 ...	6 ...	...	...	...	
12	{ Admitted Died	1,019 9	717 2	16 ...	20 ...	3 ...	1 ...	10 ...	7 ...	1 16	4 ...	47 1	17 ...	2 ...	21 ...	...	17 ...	1 ...	57 ...	23 ...	30 ...	17 1	...	
13	{ Admitted Died	1,376 19	775 5	18 ...	49 ...	10 ...	16 3	...	7 ...	14 ...	2 ...	50 1	44 5	118 ...	21 ...	6 ...	19 ...	9 ...	117 ...	28 1	28 ...	35 3	...	
14	{ Admitted Died	489 3	223 ...	23 ...	20 ...	...	...	2 ...	13 ...	20 ...	5 1	38 ...	2 ...	7 ...	...	1 ...	14 ...	40 ...	70 ...	5 ...	...	...	...	
15	{ Admitted Died	544 1	260 ...	25 ...	18 ...	15 ...	1 ...	1 ...	...	...	8 ...	5 ...	44 1	...	1 ...	4 ...	2 ...	13 ...	73 ...	50 ...	28 ...	10 ...	...	
16	{ Admitted Died	564 6	372 ...	17 ...	7 ...	1 ...	3 ...	3 ...	31 ...	...	25 1	10 1	34 1	...	1 ...	...	...	5 ...	1 ...	30 ...	12 ...	6 ...	...	



5.—REGIMENTS of											
REGIMENTS AND STATIONS OF 1875.		Date of Arrival from Station previously occupied.	REGIMENTAL STRENGTH.		Admission-rate of 1875 per 1,000 of the Average Strength.	INVALIDED		DIED		Loss per 1,000	
			Number borne on the Rolls.	Average Strength present during 1875.		To their homes for change of air.	For Discharge.	With the Regiment.	Absent from the Regiment.	By Invaliding for Discharge.	By Deaths.
17	14th Bengal Lancers, Rawal Pindi	February 1874, from Deoli	456	373	760.4	3	17	3	1	37.28	8.77
18	21st Native Infantry, Rawal Pindi	March 1874, from Peshawar	700	617	438.7	1	13	6	2	18.57	11.43
19	14th Native Infantry, Rawal Pindi	April 1872, from Jullundur	672	552	701.1	1	7	4	...	10.42	5.95
20	19th Native Infantry, Talagaoon	November 1871, from Peshawar	691	616	814.9	3	31	6	1	44.86	10.13
21	27th Native Infantry, Nowshera and Out-posts	February 1874, from Barrackpore	700	593	1279.9	3	23	11	2	32.86	18.57
22	8th Bengal Cavalry, Peshawar and Out-posts	March 1874, from Meerut	453	388	1634.0	20	16	3	1	35.32	8.83
23	10th Bengal Cavalry, Peshawar and Out-posts	November 1874, from Nowshera	454	377	1082.2	15	12	3	1	26.43	8.81
24	12th Bengal Cavalry, Peshawar and Out-posts	December 1872, from Umballa	457	392	1775.5	24	14	6	5	30.63	24.07
25	12th Native Infantry, Peshawar and Out-posts	February 1873, from Sialkot	700	599	2479.1	76	24	30	6	34.29	51.43
26	20th Native Infantry, Peshawar and Out-posts	March 1875, from Delhi	695	603	1190.7	13	17	13	6	24.46	27.34
27	29th Native Infantry, Peshawar and Out-posts	February 1873, from Jhelum	702	626	2364.2	40	44	10	...	62.68	14.25
28	30th Native Infantry, Peshawar and Out-posts	March 1874, from Nowshera	695	628	2254.8	50	28	15	2	40.29	24.46
REGIMENTS OF THE PUNJAB			17,413	15,076	1425.3	465	597	227	56	34.28	16.25
REGULAR NATIVE ARMY OF THE PRESIDENCY			44,772	39,153	1238.7	1,007	1,585	530	173	35.62	15.70

6.—REGIMENTS of											
1	Guide Corps, Murdan	Stationary	1,300	810	1886.3	29	55	5	2	50.00	6.36
2	5th Punjab Infantry, Abbottabad	{ December 1874, from Dera Ghazi Khan }	727	642	237.9	6	30	11	1	41.27	16.51
3	5th Goorkhas, Abbottabad	Stationary	747	629	982.5	1	57	5	11	76.31	21.42
4	Peshawar M. T. Battery, Abbottabad	March 1875, from Kohat	166	139	1985.6	1	4	...	...	24.10	...
5	Hazira M. T. Battery, Kohat	March 1875, from Abbottabad	166	137	2846.7	1	2	2	...	12.05	12.05
6	4th Garrison Company, Kohat	Stationary	61	52	1596.2	2	4	1	1	65.57	32.79
7	2nd Punjab Cavalry, Kohat	February 1875, from Edwardesabad	484	374	1687.2	10	19	3	6	39.26	18.60
8	1st Sikh Infantry, Kohat	February 1875, from Edwardesabad	736	573	1324.6	16	35	14	10	47.55	32.61
9	3rd Sikh Infantry, Kohat	{ January 1875, from Dera Is- } { mail Khan }	733	604	2069.3	12	21	22	2	28.65	32.74
10	4th Punjab Infantry, Kohat	December 1874, from Abbottabad	745	623	2547.4	5	25	4	3	33.56	9.40
11	2nd Field Battery, Edwardesabad	{ February 1875, from Dera Is- } { mail Khan }	106	84	2142.9	...	2	1	1	18.87	18.87
12	5th Punjab Cavalry, Edwardesabad	{ January 1875, from Dera Is- } { mail Khan }	490	385	2220.8	1	13	5	4	26.53	18.37
13	3rd Punjab Infantry, Edwardesabad	January 1875, from Kohat	740	598	2102.0	10	25	9	10	33.78	25.68
14	6th Punjab Infantry, Edwardesabad	{ February 1875, from Dera Ismail Khan }	749	617	1512.2	6	15	14	...	20.03	18.68
15	4th Punjab Cavalry, Dera Ghazi Khan	January 1875, from Rajanpur	504	339	1616.5	21	3	8	3	5.95	21.83
16	4th Sikh Infantry, Dera Ghazi Khan	January 1875, from Kohat	740	618	1506.5	24	9	14	6	12.16	27.03
17	1st Punjab Infantry, Dera Ghazi Khan	January 1875, from Edwardesabad	724	614	2042.3	23	25	37	1	34.23	52.49
18	3rd Field Battery, Dera Ismail Khan	February 1875, from Edwardesabad	106	81	2654.3	4	...	1	2	...	28.30
19	3rd Punjab Cavalry, Dera Ismail Khan	{ January 1875, from Dera Gha- } { zi Khan }	492	375	1674.7	10	8	4	2	16.26	12.20
20	2nd Sikh Infantry, Dera Ismail Khan	January 1875, from Kohat	740	615	1596.7	15	18	16	5	24.32	28.38



the PUNJAB—(continued).

		CAUSES OF ADMISSIONS INTO HOSPITAL, AND DEATHS IN HOSPITAL DURING THE YEAR.																											
Total Admissions into Hospital, and Deaths in Hospital during the Year.		Cholera.	Fever.	Verucal Affections.	Rheumatism.	Scurvy.	Anemia and Debility.	Dropsy.	Phthisis Pulmonalis.	Apoplexy and Stroke.	Neuritic Affections.	Eye Diseases.	Heart Disease.	Bronchitis and Asthma.	Pneumonia and Pleurisy.	Dysentery and Diarrhea.	Splen Disease.	Hepatitis.	Diseases of the Digestive System.	Diseases of the Urinary System.	Diseases of the Nervous System.	Scabies and Skin Diseases.	Galea-worm.	Abscess and Ulcer.	Injuries.	Foot-sore.	All other Causes.		
17	{ Admitted { Died	287 3	103 1	10 1	28 1	3 1	3 1	3 1	3 1	3 1	3 1	3 1	10 1	1 1	22 1	1 1	1 1	9 1	1 1	1 1	1 1	2 1	1 1	35 1	42 1	6 1	6 1		
18	{ Admitted { Died	283 6	92 1	14 1	9 1	9 1	9 1	9 1	9 1	9 1	9 1	10 1	20 1	2 1	32 1	1 1	10 1	1 1	1 1	1 1	1 1	4 1	1 1	28 1	17 1	20 1	11 1		
19	{ Admitted { Died	387 4	124 1	7 1	13 1	1 1	5 1	1 1	2 1	3 1	10 1	2 1	25 1	4 1	52 1	2 1	2 1	11 1	2 1	1 1	1 1	6 1	1 1	52 1	44 1	9 1	7 1		
20	{ Admitted { Died	502 6	215 2	17 1	32 1	3 1	14 1	2 1	1 1	2 1	12 1	39 1	12 1	1 1	29 1	1 1	2 1	25 1	1 1	1 1	9 1	1 1	20 1	30 1	24 1	23 1			
21	{ Admitted { Died	759 11	461 5	15 1	32 1	14 1	1 1	1 1	1 1	5 1	10 1	29 1	3 1	1 1	45 1	5 1	17 1	1 1	1 1	7 1	1 1	64 1	23 1	4 1	24 1				
22	{ Admitted { Died	634 3	474 1	14 1	8 1	3 1	1 1	1 1	1 1	1 1	2 1	13 1	1 1	1 1	82 1	2 1	2 1	6 1	1 1	1 1	4 1	1 1	25 1	35 1	3 1	4 1			
23	{ Admitted { Died	498 3	183 1	12 1	5 1	2 1	1 1	1 1	1 1	1 1	16 1	3 1	4 1	36 1	2 1	14 1	1 1	1 1	1 1	1 1	1 1	1 1	52 1	62 1	1 1	14 1			
24	{ Admitted { Died	696 6	465 2	13 1	11 1	2 1	1 1	1 1	1 1	1 1	6 1	10 1	8 1	1 1	27 1	1 1	1 1	13 1	1 1	1 1	3 1	1 1	36 1	51 1	13 1	4 1			
25	{ Admitted { Died	1,485 30	1,116 9	5 1	29 1	3 1	1 1	1 1	1 1	1 1	4 1	7 1	18 1	34 1	82 1	3 1	2 1	29 1	1 1	1 1	10 1	1 1	69 1	28 1	37 1	17 1			
26	{ Admitted { Died	718 13	397 1	23 1	12 1	18 1	1 1	1 1	1 1	6 1	10 1	21 1	18 1	3 1	56 1	19 1	2 1	5 1	1 1	1 1	12 1	2 1	53 1	25 1	19 1	18 1			
27	{ Admitted { Died	1,480 10	1,128 2	13 1	23 1	1 1	3 1	1 1	5 1	9 1	7 1	19 1	29 1	3 1	102 1	7 1	1 1	6 1	2 1	1 1	14 1	3 1	36 1	33 1	38 1	10 1			
28	{ Admitted { Died	1,416 15	970 4	15 1	17 1	3 1	16 1	1 1	1 1	10 1	15 1	55 1	25 1	132 1	9 1	59 1	1 1	1 1	12 1	1 1	12 1	1 1	59 1	19 1	12 1	6 1			
	{ Admitted { Died	21,488 227	12,020 56	468 60	902 1	29 1	220 9	2 1	36 12	6 2	124 1	458 1	8 2	587 12	291 71	1,462 17	143 1	26 1	491 21	21 1	3 1	218 1	14 1	1,691 1	1,275 8	716 1	371 1		
	{ Admitted { Died	48,498 530	23,494 65	1614 101	1896 3	79 1	967 4	3 1	106 29	21 13	279 1	1117 1	22 6	1379 15	514 108	4,273 68	455 23	75 4	1,134 1	44 1	14 1	791 1	45 1	3,747 1	3,275 30	2011 1	1,066 45		

the PUNJAB FRONTIER FORCE.

1	{ Admitted { Died	1,212 5	456 1	28 1	68 1	12 1	3 1	22 1	51 1	1 1	79 1	3 1	78 1	6 1	3 1	61 1	27 1	98 1	139 1	63 1	23 1
2	{ Admitted { Died	615 11	290 1	29 1	16 1	1 1	1 1	3 1	12 1	29 1	34 1	9 1	44 1	9 1	1 1	24 1	19 1	8 1	31 1	66 1	8 1
3	{ Admitted { Died	618 5	303 1	21 1	29 1	1 1	1 1	2 1	34 1	29 1	18 1	3 1	25 1	8 1	1 1	11 1	6 1	31 1	34 1	55 1	18 1
4	{ Admitted { Died	276 1	54 1	3 1	22 1	1 1	1 1	6 1	1 1	27 1	3 1	19 1	4 1	1 1	21 1	3 1	1 1	24 1	65 1	17 1	4 1
5	{ Admitted { Died	390 2	251 1	2 1	19 1	1 1	1 1	3 1	2 1	12 1	2 1	23 1	2 1	23 1	28 1	5 1	18 1	23 1	11 1		
6	{ Admitted { Died	83 1	38 1	2 1	19 1	1 1	1 1	6 1	1 1	6 1	14 1	1 1	3 1	3 1	3 1	3 1	3 1	3 1	3 1	3 1	3 1
7	{ Admitted { Died	631 3	343 1	10 1	12 1	6 1	2 1	2 1	6 1	13 1	5 1	64 1	3 1	15 1	1 1	10 1	4 1	46 1	74 1	7 1	10 1
8	{ Admitted { Died	729 14	464 7	15 1	31 1	5 1	2 1	5 1	9 1	23 1	15 1	77 1	8 1	25 1	2 1	4 1	42 1	19 1	9 1	4 1	1 1
9	{ Admitted { Died	1,268 22	829 7	23 1	29 1	5 1	6 1	1 1	5 1	9 1	30 1	40 1	100 1	7 1	1 1	25 1	7 1	5 1	56 1	21 1	27 1
10	{ Admitted { Died	1,587 4	1,209 2	39 1	35 1	4 1	1 1	9 1	23 1	33 1	16 1	82 1	1 1	3 1	17 1	13 1	4 1	45 1	22 1	19 1	10 1
11	{ Admitted { Died	189 1	85 1	1 1	3 1	2 1	1 1	1 1	5 1	3 1	32 1	1 1	1 1	1 1	1 1	1 1	1 1	13 1	22 1	5 1	5 1
12	{ Admitted { Died	855 5	499 1	12 1	16 1	6 1	1 1	1 1	6 1	25 1	7 1	45 1	14 1	18 1	8 1	1 1	103 1	95 1	5 1	13 1	13 1
13	{ Admitted { Died	1,257 9	807 1	11 1	34 1	2 1	10 1	1 1	9 1	16 1	33 1	24 1	103 1	8 1	3 1	27 1	2 1	3 1	65 1	36 1	16 1
14	{ Admitted { Died	913 14	580 1	23 1	37 1	3 1	1 1	2 1	6 1	18 1	11 1	21 1	70 1	4 1	25 1	6 1	3 1	60 1	25 1	18 1	17 1
15	{ Admitted { Died	548 8	246 1	3 1	17 1	8 1	1 1	6 1	7 1	13 1	16 1	23 1	7 1	16 1	2 1	7 1	64 1	104 1	8 1	8 1	8 1
16	{ Admitted { Died	931 14	467 3	10 1	49 1	7 1	1 1	12 1	17 1	55 1	21 1	71 1	16 1	33 1	2 1	8 1	2 1	116 1	30 1	5 1	17 1
17	{ Admitted { Died	1,254 37	744 6	25 1	34 1	2 1	19 1	3 1	11 1	13 1	36 1	59 1	73 1	11 1	28 1	10 1	10 1	84 1	36 1	32 1	23 1
18	{ Admitted { Died	215 1	112 1	5 1	1 1	3 1	1 1	1 1	4 1	9 1	3 1	13 1	1 1	15 1	2 1	29 1	14 1	4 1	4 1	4 1	4 1
19	{ Admitted { Died	628 4	276 1	19 1	11 1	1 1	28 1	1 1	1 1	7 1	9 1	7 1	19 1	6 1	1 1	22 1	7 1	3 1	115 1	93 1	2 1
20	{ Admitted { Died	982 16	514 1	21 1	36 1	2 1	19 1	2 1	1 1	13 1	1 1	65 1	22 1	53 1	21 1	22 1	7 1	1 1	129 1	33 1	18 1



TABLE

6.—REGIMENTS of the										
REGIMENTS AND STATIONS OF 1875.	Date of Arrival from Station previously occupied.	REGIMENTAL STRENGTH.		Admission-rate of 1875 per 1,000 of the Average Strength.	INVALIDED		DIED		LOSS PER 1,000	
		Number borne on the Rolls.	Average Strength present during 1875.		To their homes for change of air.	For Discharge.	With the Regiment.	Absent from the Regiment.	By Invaliding for Discharge.	By Deaths.
21 2nd Punjab Infantry, Dera Ismail Khan ...	January 1875, from Dera Ghazi Khan.	731	605	1315.7	19	18	14	4	24.62	24.62
22 1st Punjab Cavalry, Rajanpur ...	January 1875, from Kohat ...	478	378	1405.2	3	11	2	2	23.01	8.37
REGIMENTS OF THE PUNJAB FRONTIER FORCE ...		12,365	9,892	1680.2	219	389	192	76	32.53	21.85

7.—REGIMENTS of the CENTRAL										
1 1st Central India Horse, Goonah, with detachment of 30 men at Sehor ...		492	323	803.0	3	14	1	...	28.46	2.63
2 2nd Central India Horse, Angur, with detachment of 26 men at Indor ...		493	264	412.0	3	26	3	3	52.74	12.17
3 Malwa Bheel Corps, Sindarpore ...		598	405	1200.0	4	9	3	1	15.05	6.69
4 Meywar Bheel Corps, Kherwarrah, with detachments at Kotra and Odeypore ...		766	458	875.5	1	5	7	...	7.08	9.92
5 Mairwarra Battalion, Ajmere, with detachments at Sambhar and Baur ...		709	618	1234.6	22	28	3	1	39.49	5.64
6 Bhopal Battalion, Sehor, with detachment of 56 men at Indor ...		935	800	610.0	3	4	16	2	4.28	19.25
7 Erinpoorah Force, Erinpoorah ...		875	717	830.1	...	1	9	1	1.14	11.43
8 Deoli Force, Deoli ...		876	683	1175.7	5	...	4	1	...	5.71
REGIMENTS OF THE CENTRAL INDIA IRREGULAR FORCE ...		5,684	4,268	919.9	41	87	46	9	15.31	9.68

## STATEMENT SHOWING THE GAIN AND LOSS IN STRENGTH

Present with the Regiments on 1st January 1875 ...	...	...	...	...	44,020
At their homes on Furlough ...	...	...	...	...	221
At their homes on Sick Leave ...	...	...	...	...	503
Remaining sick in the Hospitals of other Regiments ...	...	...	...	...	34

Total Strength on 1st January 1875 ... 44,778

## ADDITIONS OF THE YEAR.

Transfers received from other Regiments ...	...	...	...	...	31
Recruits received during the year ...	...	...	...	...	4,373
Deserters rejoined ...	...	...	...	...	4

Total Gain ... 4,408

## ANNUAL RELIEF OF THE

## CAVALRY

1st Bengal Cavalry	From Cawnpore	To Sialkot	...	...	...	Arrived	February 1876.
3rd "	" Nowgong	" Lucknow	...	...	...	Arrived	January 1876.
5th "	" Jhelum	" Nowgong	...	...	...	Arrived	February 1876.
6th "	" Morar	" Sitapur	...	...	...	Arrived	February 1876.
7th "	" Sitapur	" Morar	...	...	...	Arrived	January 1876.
10th "	" Nowshera	" Umballa	...	...	...	Arrived	February 1876.

## INFANTRY

2nd Native Infantry,	From Dinapore	To Fyzabad	...	...	...	Arrived	January 1876.
3rd "	" Cachar	" Dinapore	...	...	...	Arrived	January 1876.
7th "	" Jullundur	" Peshawar	...	...	...	Arrived	February 1876.
8th "	" Fyzabad	" Agra	...	...	...	Arrived	December 1875.
10th "	" Barrackpore	" Jalpaiguri	...	...	...	Arrived	January 1876.
11th "	" Bareilly	" Rawal Pindi	...	...	...	Arrived	March 1876.
12th "	" Peshawar	" Jullundur	...	...	...	Arrived	February 1876.
14th "	" Rawal Pindi	" Peshawar	...	...	...	Arrived	January 1876.
16th "	" Jalpaiguri	" Fort William	...	...	...	Arrived	December 1875.



## PUNJAB FRONTIER FORCE—(concluded).

		CAUSES OF ADMISSIONS INTO HOSPITAL, AND OF DEATHS IN HOSPITAL DURING THE YEAR.																										
Total Admissions into Hospital, and Deaths in Hospital during the Year.		Cholera.	Fever.	Veneral Affections.	Rheumatism.	Scurvy.	Anæmia and Debility.	Dropsy.	Phthisis Pulmonalis.	Apoplexy and Sunstroke.	Neuralgic Affections.	Eye Diseases.	Heart Disease.	Bronchitis and Asthma.	Pneumonia and Pleurisy.	Dysentery and Diarrhoea.	Spleen Disease.	Hepatitis.	Diseases of the Digestive System.	Diseases of the Urinary System.	Diseases of the Generative System.	Scabies and Skin Diseases.	Guinea-worm.	Abscess and Ulcer.	Injuries.	Fool-sore.	All other Causes.	
21	{ Admitted ...	796	1	314	18	29	...	54	...	...	...	5	27	...	34	36	39	10	...	39	2	...	9	5	81	24	66	21
	{ Died ...	14	1	...	...	...	...	...	...	...	...	...	...	...	...	7	1	1	...	...	...	...	...	...	...	...	...	...
22	{ Admitted ...	603	...	311	7	21	...	2	...	...	...	5	13	1	12	5	39	5	1	21	...	...	4	2	73	85	...	5
	{ Died ...	2	...	...	...	...	...	...	...	...	...	...	...	...	...	1	...	...	...	...	...	...	...	...	...	...	...	1
{ Admitted ...		16,621	1	9,168	304	527	26	185	1	18	4	119	312	7	568	356	1,088	149	15	488	10	2	162	57	1,356	1,054	376	268
{ Died ...		192	1	31	1	1	...	3	1	6	1	...	3	5	106	...	10	5	1	...	...	...	...	...	2	6	...	9

## INDIA IRREGULAR FORCE.

1	{ Admitted ...	260	1	100	4	6	...	...	...	...	...	2	9	...	1	...	31	...	...	2	...	...	3	...	34	57	4	6
	{ Died ...	1	...	...	...	...	...	...	...	...	...	...	...	...	...	...	...	...	...	...	...	...	...	...	...	...	...	1
2	{ Admitted ...	169	2	45	3	3	...	...	...	...	...	2	7	...	...	2	10	...	1	3	...	...	3	...	4	21	1	2
	{ Died ...	3	2	...	...	...	...	...	...	...	...	...	...	...	...	...	...	...	...	...	...	...	...	...	...	...	...	...
3	{ Admitted ...	430	...	209	...	11	...	10	...	...	...	2	65	...	16	6	24	2	1	4	...	...	16	30	40	32	11	7
	{ Died ...	3	...	2	...	...	...	1	...	...	...	...	...	...	...	...	...	...	...	...	...	...	...	...	...	...	...	...
4	{ Admitted ...	401	...	133	2	15	...	19	...	1	...	...	26	...	30	6	10	...	...	2	...	...	17	51	54	29	1	14
	{ Died ...	7	...	...	...	...	...	...	...	...	...	...	...	...	...	2	...	...	...	...	...	...	...	...	...	...	...	3
5	{ Admitted ...	763	...	206	15	89	...	3	...	1	...	16	69	...	8	25	45	3	3	59	...	...	10	18	92	27	54	20
	{ Died ...	3	...	...	...	...	...	...	...	...	...	...	...	...	...	2	...	...	...	...	...	...	...	...	...	...	...	...
6	{ Admitted ...	488	9	260	15	13	1	5	...	1	...	2	20	...	1	5	66	1	...	2	...	...	6	4	40	11	2	18
	{ Died ...	16	6	...	...	...	...	...	...	...	...	...	...	...	...	...	2	...	...	...	...	...	...	...	...	...	...	5
7	{ Admitted ...	616	...	151	36	25	...	6	...	3	3	6	93	...	17	10	37	2	1	26	...	...	14	...	66	57	30	27
	{ Died ...	9	...	1	...	...	...	...	...	...	...	...	...	...	...	4	1	...	...	...	...	...	...	...	...	...	...	2
8	{ Admitted ...	803	1	204	58	42	...	7	...	1	...	3	87	...	21	7	35	2	1	31	...	...	37	18	92	70	71	15
	{ Died ...	4	...	...	...	...	...	1	...	...	...	...	...	...	...	2	...	...	...	...	...	...	...	...	...	...	...	1
	{ Admitted ...	3,926	13	1,314	133	204	1	41	...	7	3	33	376	...	94	67	258	10	7	129	...	...	103	124	422	304	174	109
	{ Died ...	46	8	3	1	...	...	3	...	2	...	...	...	...	...	11	4	...	...	...	...	...	...	...	2	...	...	12

## OF THE REGULAR NATIVE ARMY OF BENGAL DURING 1875.

## PERMANENT LOSS OF THE YEAR.

Deaths at Head-Quarters, at Out-posts, and in Detachments	...	...	...	530
Deaths while on Furlough, &c.	...	...	...	51
Deaths while at home on Sick Leave	...	...	...	129

Total Deaths ... 703

Invalided for Discharge	...	...	...	1,295
Transfers given to other Regiments	...	...	...	30
Discharged otherwise	...	...	...	1,727
Desertions, struck off for bad conduct, &c.	...	...	...	412

Total Loss ... 4,476

Remaining on the Regimental Rolls on 31st December 1875 ... 44,710

## NATIVE ARMY, 1875-76.

## REGIMENTS.

11th Bengal Cavalry	From Meera Meer	To Nowshera	...	...	Arrived	March	1876.
12th	" Peshawar	" Jhelum	...	...	Arrived	January	1876.
15th	" Umballa	" Cawnpore	...	...	Arrived	February	1876.
17th	" Sialkot	" Peshawar	...	...	Arrived	February	1876.
19th	" Lucknow	" Meera Meer	...	...	Arrived	March	1876.

## REGIMENTS.

18th Native Infantry,	From Agra	To Bana	...	...	Arrived	December	1875.
19th	" Talangon	" Mooltan	...	...	Arrived	December	1875.
28th	" Alipore	" Shahjahanpur and Moradabad	...	...	Arrived	February	1876.
29th	" Peshawar	" Talangon	...	...	Arrived	March	1876.
31st	" Mooltan	" Cawnpore	...	...	Arrived	March	1876.
32nd	" Cawnpore	" Cachar	...	...	Arrived	February	1876.
37th	" Fort William	" Bareilly	...	...	Arrived	February	1876.
38th	" Bana	" Barrackpore	...	...	Arrived	January	1876.
42nd	" Moradabad & Shahjahanpur	" Alipore	...	...	Arrived	February	1876.



# NATIVE TROOPS, 1875.

## XVII.

TABLE showing the SICKNESS and MORTALITY among the REGIMENTS of the MADRAS NATIVE ARMY serving in STATIONS of the BENGAL PRESIDENCY during the Year 1875, and prevalence of the principal Diseases in each Month of the Year.

(Stations occupied—Dorunda, Nowgong, Nagode, Banda, Jubbulpore, and Sangor.)

MONTHS.	Average Strength.	Average Number Daily Sick.	Number Daily Sick per 1,000 of Strength.	Number of Deaths.	Died per 1,000 of Strength.	CAUSES OF DEATHS IN HOSPITAL.																	Died out of Hospital.		
						Cholera.	Smallpox.	Enteric Fever.	Fever, Intermittent.	Fever, Remittent.	Apoplexy.	Dysentery.	Diarrhoea.	Hepatitis.	Spleen Disease.	Respiratory Diseases.	Heart Diseases.	Phthisis Pulmonalis.	Dropsy.	Scurvy.	Atrophy and Anæmia.	Wounds and Accidents.		All other Causes.	
January	3,511	126	35.9	5					1							1				1		1			
February	3,551	105	29.6	5					1							1				1		1			
March	3,560	90	25.3	4					1							1						1			
April	3,537	91	25.7	5												1						1			
May	3,491	90	25.8	3												1						1			
June	3,421	70	20.5	3												1						1			
July	3,362	62	18.4													1						1			
August	3,375	95	28.1	1		1																			
September	3,409	106	31.1	1				1																	
October	3,505	101	28.8	1																					
November	3,513	112	31.9	2												1									
December	3,589	96	26.7	5				3								1							1		
						1			8	3	1	1				7		1			2	2	4		
Died per 1,000 of the Average Strength.																									
For the year	3,485	95	27.3	31	8.90	29		3.16	29	29	29	29				2.01		29			57	57	1.15		

CAUSES OF ADMISSIONS.	NUMBER OF ADMISSIONS INTO HOSPITAL IN EACH MONTH.												Total Admitted during the Year.	Admitted per 1,000 of Strength.	Died out of each hundred cases treated.
	Jan.	Feb.	March.	April.	May.	June.	July.	Aug.	Sept.	Oct.	Nov.	Dec.			
Cholera								1					1	3	100.00
Smallpox	1		1	2	2	1					4	4	15	4.3	
Enteric Fever															
Fever, Intermittent	10	56	63	82	81	112	96	139	202	196	255	85	1,400	418.9	55
Fever, Remittent and Continued	18	15	14	13	28	18	2	9	14	28	18	4	181	51.9	1.68
Apoplexy	1					1							1	3	100.00
Dysentery	3	3	3	3	1	4	1	12	13	4	7	3	55	15.8	
Diarrhoea	3	2	9	4	5	6	6	7	3	3	1		49	14.1	1.92
Hepatitis	2					3							7	2.0	
Spleen Disease	6	3	1	1			1	2					14	4.0	
Respiratory Diseases	11	5	9	7	4	3	5	5	4	6	12	10	81	23.2	8.64
Phthisis Pulmonalis		2								2	1		5	1.4	20.00
Dropsy															
Scurvy		1											1	3	
Rheumatism	16	7	15	4	6	13	5	17	20	8	17	23	151	43.3	
Veneral Diseases	5	8	12	7	3	10	6	4	6	4	3	6	74	21.2	
Eye Diseases	7	12	15	37	19	26	31	42	33	18	15	12	267	76.6	
Abscess and Ulcer	21	16	19	17	13	19	18	24	20	19	26	21	233	66.9	
Wounds and Accidents	16	18	24	15	8	13	13	33	19	15	47	14	235	67.4	
All other Causes	43	17	28	20	20	26	12	19	16	18	28	18	265	76.0	
	243	165	213	214	193	252	196	314	350	321	434	200	3,095		
Admitted per 1,000 of the Average Strength in each Month.															
	69.2	46.5	59.8	60.5	55.3	73.7	56.3	93.9	102.7	91.6	123.5	55.7	888.1		



# JAILS OF THE MEXICAL PRESIDENCY, 1875.

## 3. JAIL POPULATION, 1875.

# JAILS OF THE BENGAL PRESIDENCY, 1875.

## I.

TABLE showing the SICKNESS and MORTALITY among the JAIL POPULATION of the BENGAL PRESIDENCY during the Year 1875, and the prevalence of the principal Diseases in each Month of the Year.

MONTHS.	Average Strength.	Average Number Daily Sick.	Number Daily Sick per 1,000 of Strength.	Number of Deaths.	Died per 1,000 of Strength.	CAUSES OF DEATHS.																		
						Cholera.	Smallpox.	Enteric Fever.	Fever, Intermittent.	Fever, Remittent and Continued.	Apoplexy.	Dysentery.	Diarrhoea.	Hepatitis.	Spleen Disease.	Respiratory Diseases.	Heart Disease.	Phthisis Pulmonalis.	Dropsy.	Scurvy.	Atrophy and Anæmia.	Wounds and Accidents.	All other Causes.	
January	71,152	2,238	31.5	216	3.04	2	...	...	14	10	2	40	24	...	5	57	...	11	4	...	9	1	26	
February	70,843	2,069	29.2	149	2.10	3	...	1	9	9	3	35	15	...	...	27	...	12	...	...	10	...	17	
March	70,326	2,012	28.6	164	2.33	22	...	...	18	16	1	35	16	...	4	24	...	8	5	...	3	3	19	
April	70,181	2,075	29.6	123	1.75	9	...	...	15	1	15	1	24	9	...	1	22	...	14	2	...	9	4	10
May	70,509	1,900	27.8	162	2.30	21	...	...	11	1	39	11	39	11	4	2	23	...	12	3	...	9	...	12
June	71,546	1,878	26.2	100	1.40	8	...	...	3	9	15	31	10	1	6	29	3	13	2	...	10	...	20	
July	72,430	1,942	26.8	153	2.11	19	...	...	12	6	34	18	2	...	22	...	10	4	...	9	...	15		
August	72,515	2,324	32.0	160	2.21	9	...	...	16	13	49	15	1	...	5	1	10	5	...	11	...	25		
September	72,716	2,611	36.3	248	3.41	45	...	...	22	30	74	30	1	...	23	3	10	8	1	10	6	16		
October	72,275	2,740	37.9	257	3.56	10	...	...	22	30	74	30	1	...	33	...	11	2	2	10	9	13		
November	71,063	2,742	38.3	325	4.54	14	...	...	22	36	103	40	1	...	41	4	8	4	3	13	7	21		
December	70,812	2,287	32.3	286	4.04	6	...	1	17	9	2	105	26	...	9	47	3	14	7	1	15	2	21	
						168	...	5	132	163	37	645	239	11	55	358	23	133	48	9	118	44	215	
Died per 1,000 of the Average Strength.																								
For the year	71,414	2,242	31.4	2,403	3.35	233	...	...	420	53	1238	152	77	501	32	186	67	113	165	62	301			

CAUSES OF ADMISSIONS.	NUMBER OF ADMISSIONS INTO HOSPITAL IN EACH MONTH.												Total Admitted during the Year.	Admitted per 1,000 of Strength.	Died out of each hundred cases treated.
	Jan.	Feb.	March.	April.	May.	June.	July.	Aug.	Sept.	Oct.	Nov.	Dec.			
Cholera	9	18	62	30	44	23	66	33	76	14	43	6	474	5.9	39.62
Smallpox	120	122	132	171	98	17	1	2	2	6	14	47	732	10.3	...
Enteric Fever	...	...	1	5	1	1	...	...	...	...	3	2	13	...	38.46
Fever, Intermittent	1,455	1,120	1,229	1,431	1,518	1,431	1,661	2,622	3,007	3,032	3,252	2,431	25,489	356.9	52
Fever, Remittent and Continued	157	193	284	254	204	180	201	288	362	411	290	120	2,944	41.2	5.34
Apoplexy	2	4	2	2	4	30	12	1	3	3	3	1	67	9	55.22
Dysentery	436	283	473	468	450	420	501	823	810	726	787	625	6,832	95.7	6.65
Diarrhoea	339	318	690	666	532	503	609	687	604	567	520	391	6,456	90.4	...
Hepatitis	4	3	10	8	3	5	6	6	4	3	4	2	58	8	18.97
Spleen Disease	50	39	39	36	54	47	48	32	35	61	79	64	584	8.2	9.42
Respiratory Diseases	347	273	269	197	230	166	150	150	144	217	290	294	2,667	37.3	13.42
Phthisis Pulmonalis	19	25	24	30	27	31	16	19	19	20	24	24	278	3.9	47.84
Dropsy	15	15	15	16	17	20	18	21	19	20	19	19	214	3.0	22.43
Atrophy and Anæmia	129	93	102	101	77	74	86	99	84	89	122	110	1,166	16.3	10.12
Scurvy	6	4	9	2	8	9	15	35	29	50	52	38	257	3.6	3.50
Rheumatism	107	92	88	93	96	100	113	94	82	83	127	87	1,162	16.3	...
Veneral Diseases	123	125	135	130	121	149	126	137	102	108	121	111	1,488	20.8	...
Eye Diseases	42	38	52	119	79	82	73	84	70	64	54	56	813	11.4	...
Abscess and Ulcer	563	551	612	559	583	630	790	727	590	517	492	482	7,086	99.2	1.47
Wounds and Accidents	222	198	317	309	295	314	276	263	260	204	172	179	3,049	42.7	...
All other Causes	476	437	426	521	492	542	532	490	432	370	397	333	5,547	77.7	...
	4,620	3,951	4,991	5,148	4,933	4,824	5,300	6,613	7,364	7,495	6,865	5,222	67,326		
Admitted per 1,000 of the Average Strength in each Month.															
	64.9	55.8	71.0	73.4	70.0	67.4	73.2	91.2	101.3	103.7	95.8	73.7	942.8		



# JAILS OF THE BENGAL PRESIDENCY, 1875.

## II.

TABLE showing the SICKNESS and MORTALITY among the JAIL POPULATION in LOWER BENGAL and in ASSAM during the Year 1875, and the prevalence of the principal Diseases in each Month of the Year.

MONTHS.	Average Strength.	Average Number Daily Sick.	Number Daily Sick per 1,000 of Strength.	Number of Deaths.	Died per 1,000 of Strength.	CAUSES OF DEATHS.																	
						Cholera.	Smallpox.	Enteric Fever.	Fever, Intermittent.	Fever, Remittent and Continued.	Apoplexy.	Dysentery.	Diarrhoea.	Hepatitis.	Spleen Disease.	Respiratory Diseases.	Heart Diseases.	Phthisis Pulmonalis.	Dropsy.	Scurvy.	Atrophy and Anæmia.	Wounds and Accidents.	All other Causes.
January	16,543	661	40.0	61	...	2	...	...	4	2	1	21	12	...	3	5	...	1	3	...	4	...	3
February	16,665	635	38.1	49	...	3	...	...	...	...	1	20	6	...	1	7	1	4	...	...	1	...	3
March	16,534	656	39.7	61	...	13	...	...	...	6	1	17	3	...	...	6	...	6	...	...	1	1	1
April	16,444	690	42.0	53	...	6	...	...	...	...	1	11	4	...	...	7	1	10	2	...	4	2	3
May	16,580	639	38.5	67	...	17	...	...	...	...	...	21	5	1	2	6	...	6	3	...	4	...	1
June	16,815	582	34.6	61	...	...	...	...	1	...	...	19	5	...	2	7	1	7	2	...	9	...	6
July	16,930	659	39.0	62	...	7	...	...	...	...	...	16	7	1	1	10	...	3	2	...	4	1	3
August	17,076	668	39.1	45	...	3	...	...	1	3	...	16	12	...	3	1	1	4	3	1	3	...	4
September	17,226	704	40.4	85	...	23	...	...	3	3	...	26	4	...	1	3	1	4	6	...	3	...	4
October	17,316	808	46.7	71	...	4	...	...	4	7	1	22	13	1	2	4	...	4	2	1	5	...	1
November	17,378	916	52.7	106	...	9	...	...	10	9	...	40	7	...	4	6	...	6	3	3	5	...	3
December	17,321	787	45.4	121	...	6	...	...	9	3	...	44	13	...	7	14	1	8	5	1	3	1	6
						93	...	...	34	47	5	273	81	3	26	76	6	63	34	6	48	10	38
Died per 1,000 of the Average Strength.																							
For the year	16,902	705	41.7	843	49.88	5.60	...	...	4.79	...	...	20.94	1.8	1.54	4.50	...	3.5	3.73	2.01	...	2.84	...	2.25

CAUSES OF ADMISSIONS.	NUMBER OF ADMISSIONS INTO HOSPITAL IN EACH MONTH.												Total Admitted during the Year.	Admitted per 1,000 of Strength.	Died out of each hundred cases treated.
	Jan.	Feb.	March.	April.	May.	June.	July.	Aug.	Sept.	Oct.	Nov.	Dec.			
Cholera	9	18	49	25	35	8	39	17	26	8	35	6	285	16.9	32.63
Smallpox	112	110	104	70	43	7	1	...	...	6	8	17	478	28.3	...
Enteric Fever	...	...	...	2	...	1	...	...	...	...	...	...	3	...	...
Fever, Intermittent	472	334	392	416	387	389	636	583	671	822	1,036	710	6,848	405.2	...
Fever, Remittent and Continued	95	84	135	167	91	88	131	150	194	179	110	50	1,417	83.8	3.32
Apoplexy	1	1	1	1	...	...	...	...	...	1	...	...	5	...	100.00
Dysentery	189	136	211	218	192	173	187	244	268	294	309	240	2,661	157.4	...
Diarrhoea	209	197	382	404	251	240	305	323	324	316	266	234	3,451	204.2	5.79
Hepatitis	1	1	5	3	1	1	1	1	1	1	2	...	18	1.1	16.67
Spleen Disease	18	19	21	21	22	13	21	16	14	32	37	36	270	16.0	9.63
Respiratory Diseases	43	48	46	57	57	52	57	57	43	76	79	81	696	41.2	10.92
Phthisis Pulmonalis	5	11	13	17	14	15	8	9	7	14	16	16	139	8.2	45.32
Dropsy	12	7	8	5	12	14	16	15	14	15	17	17	152	9.0	22.37
Atrophy and Anæmia	37	37	53	72	44	49	43	49	51	60	59	47	603	35.7	7.96
Scurvy	4	4	7	2	6	6	11	30	10	28	47	35	189	11.2	3.17
Rheumatism	40	40	39	43	45	32	47	29	28	33	62	41	479	28.3	...
Veneral Diseases	42	31	46	47	32	37	39	45	34	34	44	31	472	27.9	...
Eye Diseases	13	13	6	19	12	16	17	16	10	14	13	23	172	10.2	...
Abscess and Ulcer	139	149	159	151	123	114	143	130	108	98	93	103	1,504	88.8	1.01
Wounds and Accidents	47	60	78	73	65	85	71	70	84	65	66	69	794	47.9	...
All other Causes	154	158	184	193	160	184	193	176	149	129	140	116	1,927	114.0	...
	1,665	1,449	1,949	1,946	1,591	1,515	1,906	1,960	2,037	2,315	2,404	1,863	22,569		
Admitted per 1,000 of the Average Strength in each Month.															
	100.6	86.9	117.9	118.3	96.0	99.1	116.1	114.8	118.3	127.9	133.3	108.1	133.8		



# JAILS OF THE BENGAL PRESIDENCY, 1875.

## III.

TABLE showing the SICKNESS and MORTALITY among the JAIL POPULATION in CHOTA NAGPORE and in the DINAPORE, BENARES, OUDH, and CAWNPORE DISTRICTS during the Year 1875, and the prevalence of the principal Diseases in each Month of the Year.

MONTHS.	Average Strength.	Average Number Daily Sick.	Number Daily Sick per 1,000 of Strength.	Number of Deaths.	Died per 1,000 of Strength.	CAUSES OF DEATHS.																	
						Cholera.	Smallpox.	Enteric Fever.	Fever, Intermittent.	Fever, Remittent and Continued.	Apoplexy.	Dysentery.	Diarrhoea.	Hepatitis.	Spleen Disease.	Respiratory Diseases.	Heart Disease.	Phthisis Pulmonalis.	Dropsy.	Scurvy.	Atrophy and Anæmia.	Wounds and Accidents.	All other Causes.
January	25,500	529	207	46	...	...	...	1	1	1	14	9	...	1	4	1	3	1	...	3	...	7	
February	25,361	505	199	37	...	...	...	1	1	1	10	5	...	1	4	...	2	1	...	4	...	5	
March	25,300	537	212	49	...	5	...	1	1	1	13	6	...	4	2	4	1	1	...	1	1	13	
April	25,276	563	223	39	...	3	...	...	4	...	11	3	...	1	6	1	...	...	...	3	1	4	
May	24,938	512	205	44	...	4	...	...	3	...	13	5	2	...	6	...	...	...	...	3	1	5	
June	25,239	517	205	52	...	5	...	...	3	3	11	3	...	4	8	...	...	...	...	1	...	5	
July	25,352	519	205	49	...	1	...	...	1	1	13	6	1	1	1	1	4	1	...	...	...	6	
August	25,158	546	213	58	...	...	...	...	1	1	25	8	...	4	...	...	2	1	1	4	...	6	
September	25,097	624	249	61	...	1	...	8	2	2	16	13	...	2	4	4	1	1	1	4	3	6	
October	24,795	662	267	67	...	2	...	4	3	1	26	9	...	2	9	5	...	2	...	3	1	5	
November	24,465	640	262	79	...	5	...	3	4	2	28	16	1	...	2	...	2	...	...	4	...	7	
December	24,169	469	206	53	...	...	...	...	1	...	20	5	...	2	11	1	3	1	...	5	...	4	
						26	...	2	26	20	16	200	88	4	22	60	7	25	8	1	36	9	75
						Died per 1,000 of the Average Strength.																	
For the year	25,054	658	223	625	2495	194	...	192	64	1150	16	88	230	28	100	32	94	144	36	249			

CAUSES OF ADMISSIONS.	NUMBER OF ADMISSIONS INTO HOSPITAL IN EACH MONTH.												Total Admitted during the Year.	Admitted per 1,000 of Strength.	Died out of each hundred cases treated.
	Jan.	Feb.	March.	April.	May.	June.	July.	Aug.	Sept.	Oct.	Nov.	Dec.			
Cholera	...	...	9	5	9	11	2	5	1	4	8	...	54	22	4815
Smallpox	7	11	24	100	51	9	...	2	2	...	5	30	241	96	...
Enteric Fever	...	...	1	2	...	...	...	...	...	...	...	...	3	1	6667
Fever, Intermittent	300	282	309	414	307	306	327	509	707	873	530	338	5,243	2133	49
Fever, Remittent and Continued	9	12	23	55	65	48	32	65	42	55	52	20	478	191	419
Apoplexy	1	1	...	...	...	10	3	1	3	1	2	...	22	9	7273
Dysentery	134	78	152	144	106	112	160	206	196	170	152	117	1,527	689	831
Diarrhoea	69	76	182	154	178	142	182	226	164	147	127	93	1,740	694	2006
Hepatitis	2	1	3	3	...	2	3	1	1	2	1	1	20	8	1719
Spleen Disease	18	6	5	6	15	14	17	6	11	18	11	1	128	51	1068
Respiratory Diseases	71	48	43	42	43	34	31	37	46	41	59	47	562	224	3923
Phthisis Pulmonalis	6	11	5	6	7	9	3	5	5	4	4	4	69	28	3200
Dropsy	1	3	3	6	...	3	1	2	4	2	...	...	25	10	1374
Atrophy and Anæmia	24	23	24	15	19	25	25	31	15	13	27	21	262	105	435
Scurvy	...	...	1	...	...	2	1	...	2	15	1	1	23	9	...
Rheumatism	24	30	21	23	27	27	27	33	29	28	30	22	321	128	...
Veneral Diseases	46	42	39	52	35	41	42	43	30	31	34	32	467	186	...
Eye Diseases	10	7	15	26	33	21	26	22	18	19	17	14	228	91	...
Abscess and Ulcer	172	203	195	148	156	208	225	109	146	143	153	109	2,087	833	162
Wounds and Accidents	84	88	134	114	102	137	114	101	85	54	61	58	1,132	452	...
All other Causes	109	97	135	135	136	123	130	114	101	165	105	94	1,394	552	...
	1,987	1,919	1,823	1,450	1,389	1,284	1,351	1,629	1,698	1,725	1,379	1,082	16,316		
	Admitted per 1,000 of the Average Strength in each Month.														
	426	402	523	574	517	509	533	648	677	696	564	418	6512		



# JAILS OF THE BENGAL PRESIDENCY, 1875.

## IV.

TABLE showing the SICKNESS and MORTALITY among the JAIL POPULATION in the CENTRAL PROVINCES, excluding JUBBULPORE and SAUGOR, during the Year 1875, and the prevalence of the principal Diseases in each Month of the Year.

MONTHS.	Average Strength.	Average Number Daily Sick.	Number Daily Sick per 1,000 of Strength.	Number of Deaths.	Died per 1,000 of Strength.	CAUSES OF DEATHS.																	
						Cholera.	Smallpox.	Enteric Fever.	Fever, Intermittent.	Fever, Remittent and Continued.	Apoplexy.	Dysentery.	Diarrhea.	Hepatitis.	Spleen Disease.	Respiratory Diseases.	Heart Disease.	Phthisis Pulmonalis.	Dropsy.	Scurvy.	Atrophy and Anæmia.	Wounds and Accidents.	All other Causes.
January	2,412	94	39.0	7	...	...	...	...	1	...	...	...	...	4	...	1	...	...	...	...	...	...	...
February	2,465	92	37.3	8	...	...	...	...	...	1	1	...	...	3	...	...	...	...	...	...	...	...	...
March	2,469	88	35.8	9	...	3	...	...	...	...	1	...	...	1	...	...	...	...	...	...	1	...	...
April	2,391	90	37.6	4	...	...	...	...	...	...	...	...	...	...	...	...	...	...	...	...	...	...	...
May	2,377	80	33.7	4	...	...	...	...	1	...	...	...	...	...	...	1	...	...	...	...	1	...	...
June	2,447	70	28.6	5	...	3	...	...	...	...	...	...	...	...	...	...	...	...	...	...	...	...	...
July	2,451	94	38.4	10	...	5	...	...	...	...	...	...	...	...	...	1	...	...	...	...	...	...	...
August	2,421	106	43.8	14	...	5	...	...	...	...	...	...	...	...	...	...	...	...	...	...	...	...	...
September	2,434	131	53.8	8	...	1	...	...	1	1	...	1	...	...	...	...	...	1	...	...	...	...	...
October	2,404	135	56.2	4	...	...	...	...	...	...	...	...	1	1	...	...	...	...	...	...	...	...	...
November	2,481	135	54.4	9	...	...	...	...	...	...	...	...	3	...	...	...	...	...	...	...	...	...	...
December	2,470	107	43.3	8	...	...	...	...	...	...	...	3	1	...	...	1	...	...	1	...	2	...	...
						17	...	...	4	2	...	9	7	2	1	12	1	5	1	1	9	...	17
Died per 1,000 of the Average Strength.																							
For the year	2,434	102	41.9	88	36.15	6.98	...	...	2.47	...	6.57	...	...	...	...	...	...	...	...	...	...	...	6.98

CAUSES OF ADMISSIONS.	NUMBER OF ADMISSIONS INTO HOSPITAL IN EACH MONTH.												Total Admitted during the Year.	Admitted per 1,000 of Strength.	Died out of each hundred cases treated.
	Jan.	Feb.	March.	April.	May.	June.	July.	Aug.	Sept.	Oct.	Nov.	Dec.			
Cholera	...	...	3	...	...	3	9	9	1	...	...	...	25	10.3	68.00
Smallpox	...	...	...	...	1	...	...	...	...	...	...	...	1	...	...
Enteric Fever	...	...	...	...	...	...	...	...	...	...	...	...	...	...	...
Fever, Intermittent	42	35	46	38	29	48	65	87	108	89	131	70	798	327.9	50
Fever, Remittent and Continued	7	2	4	3	2	...	8	5	6	7	7	2	63	21.8	3.77
Apoplexy	...	...	...	...	...	...	...	...	...	...	...	...	...	...	...
Dysentery	9	19	14	8	...	12	30	19	31	10	17	...	187	76.8	...
Diarrhea	7	7	23	8	8	13	28	29	16	8	13	11	171	70.3	4.47
Hepatitis	...	...	1	...	...	...	1	...	1	...	...	...	5	2.1	40.00
Spleen Disease	3	...	...	...	2	...	4	1	1	...	3	...	18	7.4	5.56
Respiratory Diseases	8	10	...	6	6	1	2	6	12	11	12	...	87	35.7	13.79
Phthisis Pulmonalis	3	...	1	1	1	...	...	...	...	...	...	1	7	2.9	71.43
Dropsy	...	...	...	...	...	...	...	...	1	2	...	...	4	1.6	25.00
Atrophy and Anæmia	...	3	4	...	3	2	4	...	4	3	15	...	42	17.3	21.43
Scurvy	1	...	...	...	...	...	2	3	14	5	...	1	28	11.5	3.37
Rheumatism	12	1	7	4	3	10	7	3	6	3	8	...	66	27.1	...
Veneral Diseases	5	8	8	2	4	6	8	3	6	2	9	5	66	27.1	...
Eye Diseases	2	2	2	4	...	3	2	3	4	6	4	...	32	13.1	...
Abscess and Ulcer	40	25	28	41	55	42	69	69	71	60	46	37	574	235.8	100
Wounds and Accidents	6	6	20	29	15	5	4	8	17	5	8	7	121	49.7	...
All other Causes	23	22	27	15	15	18	10	26	27	23	30	21	263	108.1	...
	168	149	195	159	149	163	259	268	320	246	304	186	2,548		
Admitted per 1,000 of the Average Strength in each Month.															
	69.7	66.8	79.3	62.7	62.7	66.6	105.7	110.7	131.5	102.3	122.5	75.3	1046.8		



# JAILS OF THE BENGAL PRESIDENCY, 1875.

## V.

TABLE showing the SICKNESS and MORTALITY among the JAIL POPULATION in the AGRA DISTRICT and in CENTRAL INDIA during the Year 1875, and the prevalence of the principal Diseases in each Month of the Year.

MONTHS.	Average Strength.	Average Number Daily Sick.	Number Daily Sick per 1,000 of Strength.	Number of Deaths.	Died per 1,000 of Strength.	CAUSES OF DEATHS.																	
						Cholera.	Smallpox.	Enteric Fever.	Fever, Intermittent.	Fever, Remittent and Continued.	Apoplexy.	Dysentery.	Diarrhoea.	Hepatitis.	Spleen Disease.	Respiratory Diseases.	Heart Diseases.	Phthisis Pulmonalis.	Dropsy.	Scurvy.	Atrophy and Anæmia.	Wounds and Accidents.	All other Causes.
January	4,758	167	35.1	9	...	...	...	...	1	...	1	...	...	...	4	...	...	...	...	...	1	...	...
February	4,803	136	28.3	3	...	...	...	...	...	...	...	...	...	...	1	...	...	...	...	...	...	...	...
March	4,776	126	26.4	4	...	1	...	...	...	...	...	...	...	...	...	...	...	...	...	...	...	...	1
April	4,927	141	28.6	4	...	...	...	...	1	...	...	1	...	...	...	...	...	...	...	...	...	...	...
May	5,165	123	24.1	13	...	...	...	...	3	...	...	...	1	...	...	...	1	...	...	...	...	...	3
June	5,178	117	22.6	6	...	...	...	...	1	1	...	...	...	...	3	...	1	...	...	...	...	...	...
July	5,313	124	23.3	6	...	1	...	...	1	...	1	...	...	...	1	...	1	...	...	...	...	...	1
August	5,200	167	31.7	8	...	...	...	...	...	...	1	2	...	...	1	...	1	...	...	...	1	...	2
September	5,200	225	43.8	14	...	1	...	...	...	...	...	...	...	...	4	...	1	...	...	...	1	...	...
October	5,251	235	44.8	21	...	...	...	...	...	11	1	...	...	...	6	...	1	...	...	...	...	...	...
November	5,258	235	44.7	20	...	...	...	...	...	15	...	...	...	1	...	1	...	...	...	...	...	...	1
December	5,228	198	37.9	20	...	...	...	...	...	14	1	...	...	...	3	...	...	...	...	...	1	...	...
						3	...	...	9	2	51	5	1	1	34	1	6	...	...	...	4	...	11
Died per 1,000 of the Average Strength.																							
For the year	5,093	166	32.6	128	25.13	30	...	1.77	39	11.00	20	20	6.08	20	1.18	...	...	...	...	79	...	...	216

CAUSES OF ADMISSIONS.	NUMBER OF ADMISSIONS INTO HOSPITAL IN EACH MONTH.												Total Admitted during the Year.	Admitted per 1,000 of Strength.	Died out of each hundred cases treated.
	Jan.	Feb.	March.	April.	May.	June.	July.	Aug.	Sept.	Oct.	Nov.	Dec.			
Cholera	...	...	1	...	...	...	2	1	1	...	...	...	5	1.0	60.00
Smallpox	1	...	3	1	...	...	...	...	...	...	...	...	5	1.0	...
Enteric Fever	...	...	...	...	...	...	...	...	...	...	...	...	...	...	...
Fever, Intermittent	105	75	80	123	123	77	72	164	164	112	100	51	1,246	244.6	...
Fever, Remittent and Continued	2	7	1	7	6	4	3	...	5	3	8	1	47	9.2	19.15
Apoplexy	...	...	...	...	...	...	...	...	...	...	...	...	5	1.0	60.00
Dysentery	26	6	21	21	20	19	38	125	119	62	76	49	583	114.9	7.81
Diarrhoea	2	2	12	19	14	15	19	15	13	10	5	6	132	25.9	...
Hepatitis	...	...	1	1	1	2	...	...	...	...	...	...	5	1.0	20.00
Spleen Disease	2	...	...	1	...	...	1	2	3	1	2	...	12	2.4	8.33
Respiratory Diseases	25	26	26	21	17	10	14	7	11	23	31	40	251	49.3	13.55
Phthisis Pulmonalis	...	1	2	1	...	2	1	...	...	1	2	...	11	2.2	54.55
Dropsy	...	...	...	...	1	...	...	...	...	1	1	...	3	0.6	...
Atrophy and Anæmia	5	8	6	4	2	3	2	4	3	2	9	13	61	12.0	6.56
Scurvy	...	...	...	...	...	...	1	...	...	1	1	...	3	0.6	...
Rheumatism	2	2	...	5	2	2	2	4	2	4	6	1	34	6.7	...
Veneral Diseases	7	13	5	7	8	7	6	5	6	10	6	7	87	17.1	...
Eye Diseases	5	2	2	16	6	10	7	9	9	8	5	3	82	16.1	...
Abscess and Ulcer	51	39	56	39	34	48	42	68	42	65	45	39	567	111.3	...
Wounds and Accidents	29	11	15	16	17	14	9	15	13	13	11	11	176	34.6	...
All other Causes	44	32	48	35	35	27	31	32	39	31	41	21	416	81.7	...
	306	215	284	317	287	245	260	449	432	347	349	242	3,733		
Admitted per 1,000 of the Average Strength in each Month.															
	64.3	44.8	59.6	64.3	56.2	47.3	48.9	85.4	82.1	66.1	66.4	46.3	73.0		



# JAILS OF THE BENGAL PRESIDENCY, 1875.

## VI.

TABLE showing the SICKNESS and MORTALITY among the JAIL POPULATION in the ROHILCUND and MEERUT Districts during the Year 1875, and the prevalence of the principal Diseases in each Month of the Year.

MONTHS.	Average Strength.	Average Number Daily Sick.	Number Daily Sick per 1,000 of Strength.	Number of Deaths.	Died per 1,000 of Strength.	CAUSES OF DEATHS.																	
						Cholera.	Smallpox.	Enteric Fever.	Fever, Intermittent.	Fever, Remittent and Continued.	Apoplexy.	Dysentery.	Diarrhoea.	Hepatitis.	Spleen Disease.	Respiratory Diseases.	Heart Diseases.	Phthisis Pulmonalis.	Dropsy.	Scurvy.	Atrophy and Anæmia.	Wounds and Accidents.	All other Causes.
January	7,521	362	48.1	42	...	...	...	...	5	2	...	2	1	...	...	14	...	5	...	...	1	1	6
February	7,519	309	41.0	16	...	...	...	...	3	...	...	1	2	...	...	1	...	4	1	...	4	...	1
March	7,271	207	28.5	8	...	...	...	...	1	3	...	...	1	...	...	5	...	1	...	...	...	...	...
April	7,254	196	27.0	9	...	...	...	...	...	...	...	...	...	...	...	5	...	2	...	...	1	1	...
May	7,598	158	21.0	17	...	...	...	...	1	3	1	...	2	...	...	6	1	1	...	...	...	...	1
June	7,628	139	18.2	9	...	...	...	...	1	1	...	...	...	...	...	4	...	1	...	...	...	...	1
July	7,574	134	17.2	14	...	...	...	...	1	2	...	4	...	...	...	4	...	1	...	...	...	1	2
August	7,528	151	19.5	14	...	...	...	...	1	2	...	4	...	...	...	4	...	1	...	...	...	3	4
September	7,577	203	26.8	32	...	...	...	...	2	...	...	5	...	...	...	8	...	1	...	...	1	...	3
October	7,574	196	26.0	33	...	...	...	...	1	2	1	...	...	...	...	6	...	1	...	...	...	1	4
November	7,591	178	23.1	39	...	...	...	...	4	2	...	5	...	...	...	6	...	1	...	...	...	...	7
December	7,532	154	20.4	31	...	...	...	...	4	1	...	5	...	...	...	9	1	2	...	...	3	...	5
						8	...	...	15	33	3	43	19	...	...	64	2	22	1	...	13	7	34
Died per 1,000 of the Average Strength.																							
For the year	7,583	196	25.8	264	3.48	1.05	...	...	6.33	.40	8.18	...	...	...	8.44	.26	2.90	.13	...	1.71	.92	4.48	

CAUSES OF ADMISSIONS.	NUMBER OF ADMISSIONS INTO HOSPITAL IN EACH MONTH.												Total Admitted during the Year.	Admitted per 1,000 of Strength.	Died out of each hundred cases treated.
	Jan.	Feb.	March.	April.	May.	June.	July.	Aug.	Sept.	Oct.	Nov.	Dec.			
Cholera	...	...	...	...	...	1	...	1	9	...	...	...	11	1.5	72.73
Smallpox	...	...	...	...	1	...	...	...	...	...	...	...	1	.1	...
Enteric Fever	...	...	...	...	...	...	...	...	...	...	...	...	...	...	...
Fever, Intermittent	151	106	88	131	147	197	113	165	297	320	171	122	1,899	25.4	70
Fever, Remittent and Continued	11	23	12	12	14	9	3	7	19	23	14	4	159	19.8	22.00
Apoplexy	...	...	...	...	1	2	1	...	...	1	...	1	6	.8	50.00
Dysentery	23	9	12	18	29	13	15	60	62	51	41	31	370	48.8	9.73
Diarrhoea	21	9	10	15	18	18	14	36	46	21	46	13	267	35.2	...
Hepatitis	...	...	...	...	...	...	...	...	1	...	1	...	2	.3	...
Spleen Disease	...	1	2	...	5	3	2	...	...	1	1	1	16	2.1	...
Respiratory Diseases	43	26	12	25	29	19	17	6	11	19	26	33	257	33.9	24.90
Phthisis Pulmonalis	4	2	2	4	1	3	4	1	...	...	3	2	26	3.4	84.62
Dropsy	1	4	2	1	...	...	...	...	...	...	...	...	8	1.1	12.50
Atrophy and Anæmia	28	19	9	5	6	1	4	4	4	4	7	13	104	13.7	12.50
Scurvy	...	...	...	...	...	...	...	...	...	...	...	...	...	...	...
Rheumatism	4	4	6	2	2	7	6	5	6	5	11	6	64	8.4	...
Veneral Diseases	8	8	6	10	11	18	12	12	7	13	12	13	139	17.1	...
Eye Diseases	5	2	10	11	8	13	5	3	4	6	3	7	77	10.2	...
Abscess and Ulcer	55	41	43	41	34	41	63	52	32	36	31	21	499	64.6	31.0
Wounds and Accidents	18	7	26	27	38	31	22	24	16	29	12	15	265	34.9	...
All other Causes	28	26	24	38	29	27	24	25	34	25	26	17	322	42.5	...
	400	296	264	380	363	313	305	388	548	554	465	269	4,465		
Admitted per 1,000 of the Average Strength in each Month.															
	53.2	39.1	36.3	46.8	48.4	41.0	39.2	50.2	69.6	79.4	52.6	39.7	58.8		



# JAILS OF THE BENGAL PRESIDENCY, 1875.

## VII.

TABLE showing the SICKNESS and MORTALITY among the JAIL POPULATION in the PUNJAB during the Year 1875, and the prevalence of the principal Diseases in each Month of the Year.

MONTHS.	Average Strength.	Average Number Daily Sick.	Number Daily Sick per 1,000 of Strength.	Number of Deaths.	Died per 1,000 of Strength.	CAUSES OF DEATH.																	
						Cholera.	Smallpox.	Enteric Fever.	Fever, Intermittent.	Fever, Remittent and Continued.	Apoplexy.	Dysentery.	Diarrhoea.	Hepatitis.	Spleen Disease.	Respiratory Diseases.	Heart Diseases.	Phthisis Pulmonalis.	Dropsy.	Scurvy.	Atrophy and Anæmia.	Wounds and Accidents.	All other Causes.
January	14,418	425	29.5	51	...	...	...	...	4	3	...	6	2	...	1	26	1	1	...	...	1	...	...
February	14,230	401	28.2	36	...	...	...	...	...	...	...	...	...	...	...	11	1	...	...	...	...	...	...
March	13,985	398	28.5	33	...	...	...	...	2	6	...	5	5	...	...	12	...	...	1	...	...	...	...
April	13,883	425	30.6	16	...	...	...	...	1	8	...	...	...	...	...	...	...	...	...	...	1	...	...
May	14,001	448	32.0	17	...	...	...	...	1	4	...	3	1	...	...	5	...	1	...	...	...	1	...
June	14,239	453	31.8	27	...	...	...	...	...	2	...	2	2	1	...	7	2	1	...	...	...	...	...
July	14,610	412	28.2	21	...	5	...	...	...	2	2	2	1	...	...	6	1	...	1	...	...	...	...
August	14,872	646	43.4	21	...	...	...	3	1	...	...	2	2	...	...	...	...	2	1	...	1	...	...
September	14,822	694	46.8	47	...	12	...	4	5	...	11	3	...	...	...	4	1	3	1	...	...	3	...
October	14,635	704	48.1	61	...	4	...	13	9	...	7	3	...	...	...	8	...	...	1	...	...	7	1
November	14,380	638	44.4	72	...	...	...	11	6	...	9	9	...	...	...	20	...	1	...	...	4	5	2
December	14,692	542	36.9	53	...	...	...	1	8	1	...	20	5	...	...	9	...	1	...	...	1	1	6
						21	...	3	53	52	11	69	39	1	5	112	6	12	4	1	8	18	40
Died per 1,000 of the Average Strength.																							
For the year	14,347	516	36.0	455	31.71	1.46	...	7.53	7.77	7.53	.07	.35	7.81	.42	.84	.28	.07	.66	1.25	2.79			

CAUSES OF ADMISSIONS.	NUMBER OF ADMISSIONS INTO HOSPITAL IN EACH MONTH.												Total Admitted during the Year.	Admitted per 1,000 of Strength.	Died out of each hundred cases treated.
	Jan.	Feb.	March.	April.	May.	June.	July.	Aug.	Sept.	Oct.	Nov.	Dec.			
Cholera	...	...	...	...	...	...	14	...	28	2	...	...	44	3.1	47.73
Smallpox	...	1	1	...	2	1	...	...	...	...	1	...	6	.4	...
Enteric Fever	...	...	...	1	1	...	...	...	...	...	3	2	7	.5	42.86
Fever, Intermittent	385	288	314	309	525	504	448	1,082	1,570	1,706	1,284	940	9,355	652.0	57
Fever, Remittent and Continued	30	66	109	70	26	31	24	61	96	144	99	43	799	55.7	6.51
Apoplexy	...	2	1	1	3	13	8	...	...	...	1	...	29	2.0	37.83
Dysentery	55	35	60	59	98	91	71	163	134	169	192	175	1,302	90.8	...
Diarrhoea	31	27	51	66	63	75	61	58	101	65	63	34	695	48.4	5.41
Hepatitis	1	1	...	1	1	...	1	2	...	...	...	1	8	.6	12.50
Spleen Disease	9	13	11	8	10	17	3	7	6	8	25	23	160	9.8	3.27
Respiratory Diseases	157	115	75	46	67	60	29	37	27	46	84	61	814	56.7	13.76
Phthisis Pulmonalis	1	...	1	1	3	2	...	4	7	1	5	1	26	1.8	46.15
Dropsy	1	1	2	4	4	3	1	4	...	...	1	1	22	1.5	18.18
Atrophy and Anæmia	15	3	6	5	3	3	8	7	7	7	14	16	94	6.6	8.51
Scurvy	1	...	1	...	3	1	...	2	3	1	1	1	14	1.0	7.14
Rheumatism	25	15	13	16	17	22	24	29	11	10	10	15	198	13.8	...
Veneral Diseases	15	23	21	12	31	40	19	29	19	18	16	23	265	18.5	...
Eye Diseases	7	12	17	43	29	19	16	31	25	11	12	9	222	15.5	...
Abscess and Ulcer	106	112	131	139	181	197	238	269	161	115	124	113	1,857	130.1	1.97
Wounds and Accidents	38	26	54	69	58	72	55	45	43	48	34	28	561	39.1	...
All other Causes	117	102	108	105	118	163	138	117	91	57	65	64	1,235	86.1	...
	994	842	976	945	1,254	1,304	1,159	1,919	2,329	2,609	2,024	1,560	17,704		
Admitted per 1,000 of the Average Strength in each Month.															
	68.9	59.2	69.8	68.1	89.6	91.6	79.3	129.0	157.1	164.5	140.8	110.0	1234.0		



# JAILS OF THE BENGAL PRESIDENCY, 1875.

## VIII.

COMPARATIVE STATEMENT of the RATIOS of SICKNESS and MORTALITY among the JAIL POPULATION of the various PROVINCES of the BENGAL PRESIDENCY.

				RATIO PER 1,000 OF THE AVERAGE STRENGTH.						
				Bengal Proper and Assam.	Gangetic Provinces and Oudh.	Central Provinces (excluding Saugor and Jubbulpore).	Agra and Central India.	Rohilkhand and Meerut.	Punjab.	BENGAL PRESIDENCY.
I.—AVERAGE DAILY SICK-RATE OF EACH MONTH.										
January	...	...	...	400	207	390	351	481	295	315
February	...	...	...	381	199	373	283	410	282	292
March	...	...	...	397	212	358	294	285	285	286
April	...	...	...	420	223	376	286	229	306	296
May	...	...	...	385	205	337	241	210	320	278
June	...	...	...	316	205	286	226	182	318	262
July	...	...	...	390	205	384	233	172	282	268
August	...	...	...	391	203	438	317	195	434	320
September	...	...	...	414	249	518	428	268	468	363
October	...	...	...	467	267	562	448	249	481	379
November	...	...	...	527	262	544	447	231	414	383
December	...	...	...	454	206	433	379	204	385	323
AVERAGE OF THE YEAR	...	...	...	417	223	419	326	258	360	314
II.—COMPOSITION OF THE ADMISSION-RATE OF THE YEAR.										
Cholera	...	...	...	169	22	193	10	15	31	59
Smallpox	...	...	...	283	96	4	10	1	4	103
Fever	...	...	...	4892	2325	3497	2538	2702	7082	3983
Apoplexy	...	...	...	3	9	...	10	8	20	9
Dysentery and Diarrhoea	...	...	...	3616	1383	1471	1498	840	1392	1861
Hepatitis	...	...	...	11	8	21	10	3	6	8
Spleen Disease	...	...	...	160	51	74	24	98	82	82
Respiratory Diseases	...	...	...	412	224	357	493	339	567	373
Phthisis Pulmonalis	...	...	...	82	28	29	22	34	18	39
Dropsy	...	...	...	90	10	16	6	11	15	30
Atrophy and Anæmia	...	...	...	357	105	173	120	137	66	163
Scurvy	...	...	...	112	9	115	6	...	10	36
Rheumatism	...	...	...	283	128	271	67	84	138	163
Veneral Diseases	...	...	...	279	186	271	171	171	185	208
Eye Diseases	...	...	...	102	91	131	161	102	155	114
Abscess and Ulcer	...	...	...	888	833	2358	1113	616	1391	992
Injuries	...	...	...	470	452	497	346	349	391	427
All other Causes	...	...	...	1140	652	1081	817	425	861	777
ADMISSION-RATE OF THE YEAR	...	...	...	13348	6512	10468	7330	5888	15310	9428
III.—COMPOSITION OF THE DEATH-RATE OF THE YEAR.										
Cholera	...	...	...	559	104	698	59	106	146	235
Smallpox	...	...	...	...	...	...	...	...	...	...
Fever	...	...	...	479	192	247	177	633	743	420
Apoplexy	...	...	...	39	64	...	39	40	77	32
Dysentery and Diarrhoea	...	...	...	2991	1129	667	1109	818	753	1228
Hepatitis	...	...	...	18	16	82	20	...	97	15
Spleen Diseases	...	...	...	154	88	41	20	...	35	77
Respiratory Diseases	...	...	...	459	239	493	668	844	781	508
Heart Diseases	...	...	...	35	28	41	29	26	42	82
Phthisis Pulmonalis	...	...	...	373	100	205	178	290	84	186
Dropsy	...	...	...	201	32	41	...	13	28	67
Atrophy and Anæmia	...	...	...	284	144	370	79	171	56	165
All other Causes	...	...	...	319	339	739	216	540	411	378
DEATH-RATE OF THE YEAR	...	...	...	4988	2195	3615	2513	3181	3171	3365
DIED OUT OF EACH HUNDRED CASES TREATED.										
IV.—MORTALITY RELATIVE TO THE NUMBER TREATED.										
Cholera	...	...	...	3263	4815	6800	6009	7273	4773	3903
Smallpox	...	...	...	...	...	...	...	...	...	...
Intermittent Fevers	...	...	...	50	40	59	...	79	57	52
Remittent and Continued Fevers	...	...	...	322	419	377	1915	2200	631	554
Apoplexy	...	...	...	10000	7273	...	4009	5900	3733	5522
Dysentery and Diarrhoea	...	...	...	579	831	447	781	973	541	685
Hepatitis	...	...	...	1667	2000	4000	2000	...	1250	1897
Spleen Disease	...	...	...	963	1710	554	833	...	357	942
Respiratory Diseases	...	...	...	1092	1068	1379	1355	2400	1376	1342
Phthisis Pulmonalis	...	...	...	4532	3623	7143	5455	8162	4615	4784
Dropsy	...	...	...	2237	3200	2500	...	1250	1818	2243
Atrophy and Anæmia	...	...	...	796	1374	2143	656	1250	851	1012



# JAILS OF THE BENGAL PRESIDENCY, 1875.

## IX.

TABLE showing the GENERAL STATISTICS of SICKNESS and MORTALITY in the JAILS of the BENGAL PRESIDENCY and the AVERAGE NUMBER DAILY SICK in each MONTH.

STATIONS.	Average Strength for the Year.	DAILY SICK PER 1,000 OF AVERAGE STRENGTH IN EACH MONTH.												Daily Sick per 1,000 of Average Strength for the Year.	Admitted into Hospital per 1,000 of Average Strength.	DIED PER 1,000 OF AVERAGE STRENGTH.		
		Jan.	Feb.	Mar.	Apr.	May.	June.	July.	Aug.	Sept.	Oct.	Nov.	Dec.			A. Cholera.	B. All other Causes.	C. All Causes.
Presidency (Natives) ...	902	540	454	393	470	233	181	308	316	291	312	273	244	343	28417	202	1411	1613
Alipore ...	2,406	603	639	618	569	482	509	645	629	666	610	923	945	657	23437	361	5649	6010
Baraset ...	220	900	860	1390	1048	1008	1124	1125	1142	1275	1026	1198	798	1091	20636	455	11818	12273
Jessore ...	488	431	487	494	317	301	210	227	271	313	414	531	356	318	9242	410	2254	2064
Kishnaghar ...	307	269	347	342	343	369	466	268	414	529	492	377	349	381	8256	...	2997	2997
Meersbadabad ...	555	175	414	504	868	686	378	503	359	285	379	452	310	432	11784	1081	3243	4324
Howrah (6 months' occupation) ...	14	...	...	...	...	...	...	...	...	...	...	...	...	...	...	...	...	...
Serampore ...	41	...	...	...	...	...	...	...	...	...	...	...	...	...	...	...	...	...
Hoochly ...	518	611	585	791	689	677	695	717	764	841	631	660	369	637	18224	579	4633	5212
Bardwan ...	256	277	254	364	326	224	137	190	107	161	190	266	340	225	12444	1404	4214	5618
Bankoora ...	308	43	87	133	142	47	47	175	132	213	147	171	124	132	4587	660	330	990
Purulia ...	228	146	134	179	565	309	352	231	335	228	233	117	39	219	8991	...	4386	4386
Raneesgarh ...	10	...	...	...	...	...	...	...	...	...	...	...	...	...	...	...	...	...
Sosy ...	250	379	458	553	516	435	502	453	816	952	462	451	458	520	20470	...	1600	1600
Rajmahal (6 months' occupation) ...	9	...	...	...	...	...	...	...	...	...	...	...	...	...	...	...	...	...
Nya Dooika (Deoghar and Godda included for 5 months) ...	124	154	210	125	245	178	79	...	101	110	98	...	105	161	4677	...	1613	1613
Malda ...	67	357	476	526	714	448	393	179	267	411	312	541	500	448	9403	...	2985	2985
Dinapore ...	522	274	240	183	183	183	153	181	90	199	293	410	189	211	8103	...	3448	3448
Rajshahy ...	814	66	90	80	115	117	100	159	180	142	147	148	156	120	2254	...	2188	2188
Bungoor ...	486	430	346	407	529	393	472	465	510	586	565	545	502	494	11954	706	12140	12346
Bogra ...	162	552	127	323	314	255	314	467	267	556	336	337	426	370	14815	1852	5555	7407
Mymensingh ...	458	264	189	247	283	260	277	272	331	331	390	385	376	306	12140	437	7423	7860
Palmah ...	135	479	261	272	580	333	355	327	379	530	745	708	794	444	22889	...	2963	2963
Furzedpore ...	343	267	337	214	358	418	315	434	311	280	358	278	227	321	14064	...	1749	1749
Backergunge ...	340	354	398	437	446	632	455	372	458	514	733	997	756	559	12471	1765	10794	12039
Noakhali ...	293	366	256	202	293	279	354	370	395	220	222	306	309	296	7586	...	985	985
Chittagong ...	242	240	278	248	347	437	330	165	262	237	169	318	255	289	10850	...	2893	2893
Tippurah ...	238	300	219	280	352	251	246	286	186	561	261	145	221	252	9748	...	2521	2521
Dacca ...	594	236	240	295	247	212	222	179	207	163	176	332	392	236	4983	842	1852	2694
Sylhet ...	467	209	267	397	372	394	392	371	420	267	376	341	165	390	10604	...	4069	4069
Shillong ...	41	185	217	244	...	227	244	789	1081	526	279	278	263	241	4380	4878	4878	9756
Cachar ...	169	1053	857	700	849	833	741	741	1053	978	442	269	658	734	18899	...	917	917
Goalpara ...	113	397	325	368	275	673	267	517	283	463	455	776	614	442	16106	885	7965	8859
Gauhati ...	134	270	167	168	250	493	362	426	247	420	357	490	261	299	9478	746	5224	5970
Sibsagar ...	103	374	326	440	455	521	426	381	493	273	214	90	248	388	12524	7767	3883	11050
Nongong ...	69	...	...	...	...	179	154	189	172	107	164	...	...	167	4833	...	1607	1607
Terpar (3 months' occupation) ...	40	...	...	...	...	...	...	...	...	...	...	...	...	...	...	...	...	...
Dibrugarh ...	62	462	508	753	625	862	635	937	645	1090	870	441	820	643	35548	...	8065	8065
Midnapur, Central ...	1,026	369	275	369	405	636	595	467	499	408	734	621	379	468	11491	...	8285	8285
District (9 months' occupation) ...	357	...	...	...	236	238	286	453	467	435	702	797	594	476	16134	...	10364	10364
Balitore ...	196	395	279	314	146	335	273	613	503	404	368	374	199	357	8929	...	1029	1029
Cuttack ...	286	123	160	152	180	164	161	169	168	192	238	171	176	175	4691	...	1049	1049
Pooree ...	131	76	74	217	210	216	320	342	167	74	159	256	301	229	8854	...	763	763
Monghyr ...	380	226	226	169	195	266	267	331	317	464	562	444	251	316	6474	3684	2105	5789
Bhagalpur, Central ...	816	726	635	571	569	382	223	251	427	880	1192	1315	1113	674	4088	613	2696	3109
District ...	244	424	314	391	377	279	286	212	128	297	331	553	559	328	6229	820	3278	4098
Purneah ...	391	274	210	284	287	268	294	236	130	364	212	316	266	256	5857	...	3836	3836
Jalpaiguri ...	145	592	455	476	441	837	580	458	509	696	808	719	968	621	15655	7586	17931	25517
Darjeeling ...	70	588	635	274	312	377	969	429	421	366	513	139	159	429	12571	...	2857	2857
Durkhuaga (4 months' occupation) ...	55	...	...	...	...	...	...	...	...	...	123	107	130	182	8000	...	1818	1818
16,002	400	381	397	420	385	346	390	391	444	467	527	454	417	13350	550	4438	4988	
Chyabassa ...	91	1139	1294	706	1290	1899	1443	978	838	625	842	652	889	1098	20579	...	6593	6593
Ranchee ...	246	44	82	123	103	235	325	169	175	132	86	120	37	122	4065	...	2033	2033
Hazaribagh (Natives) ...	1,001	150	173	167	345	245	296	190	180	223	206	249	369	230	7453	...	2897	2897
Gya ...	338	486	403	736	541	424	503	610	696	813	657	507	481	562	22278	1775	10059	11834
Patna ...	390	101	103	75	184	216	272	315	329	319	234	192	226	6516	501	6514	6015	
Delhree ...	602	198	335	525	593	322	329	347	428	396	461	350	289	362	12076	332	5516	6648
Arrah ...	388	153	216	316	361	389	389	456	608	654	631	523	229	367	10835	515	6928	6443
Chumpanur ...	229	426	396	364	487	315	314	240	290	279	187	326	270	349	8258	437	6550	6967
Moruffepore ...	688	188	203	241	220	193	152	207	214	242	279	218	211	203	4811	436	4942	5378
Chupra ...	412	242	231	262	220	264	256	246	326	275	386	338	213	267	4753	...	4126	4126
Gharipur, Temporary ...	478	34	40	63	91	50	71	57	66	61	91	68	58	63	2280	...	2929	2929
District ...	584	50	53	34	35	31	32	47	53	73	54	36	39	34	1558	171	856	1027
Benares, Central ...	1,950	214	186	291	237	240	271	321	318	336	382	319	276	274	6702	...	1847	1847
District ...	601	238	263	280	376	369	293	235	340	325	375	315	325	360	7953	...	1664	1664
Mirzapur ...	238	299	300	281	304	117	268	2										



STATIONS.	Average Strength for the Year.	DAILY SICK PER 1,000 OF AVERAGE STRENGTH IN EACH MONTH.												Daily Sick per 1,000 of Average Strength for the Year.	Admitted into Hospitals per 1,000 of Average Strength.	DIED PER 1,000 OF AVERAGE STRENGTH.		
		Jan.	Feb.	Mar.	Apr.	May.	June.	July.	Aug.	Sept.	Oct.	Nov.	Dec.			A. Cholera.	B. All other Causes.	C. All Causes.
Unao	287	292	313	335	396	374	213	91	172	133	98	129	179	299	4423	...	1045	1045
Hamirpur	264	514	519	558	482	394	256	362	459	465	613	952	682	492	7386	...	4545	4545
Omie	238	102	147	91	126	121	144	141	84	194	325	308	176	168	5210	...	5942	5942
Fatehgarh, Central District	1,265	554	529	499	326	447	539	314	315	362	369	651	491	451	11542	...	870	870
Cawnpore	426	272	199	223	186	102	120	116	135	286	323	231	157	197	4015	...	2936	2936
Fatehgarh	421	132	48	135	115	139	93	179	175	317	199	213	219	166	4228	...	2138	2138
Banda	355	358	276	327	319	292	227	235	145	228	446	355	252	282	15696	...	8169	8169
Allahabad, Central District	2,451	83	60	51	83	70	73	61	53	69	85	99	51	69	1795	...	571	571
	867	160	76	60	160	137	292	137	179	185	174	146	150	2722	...	2070	2070	
	25,054	207	199	212	223	205	205	295	233	249	267	262	206	223	6512	104	2391	2495
Sambalpur	84	...	...	156	164	263	120	330	114	280	254	481	341	238	10119	...	1190	1190
Balpur	408	978	760	636	577	459	330	382	491	675	747	619	456	577	13098	641	2350	2991
Belaspur	111	171	342	814	750	323	342	847	488	365	252	292	110	450	9100	10811	6306	17147
Mandla	39	488	323	...	676	370	...	...	...	...	...	...	...	256	3390	2564	...	2564
Seoni	136	278	217	315	256	221	66	288	224	174	331	298	399	221	7132	...	4412	4412
Chhindwara	94	213	217	319	292	114	211	292	399	298	119	...	...	213	4787	...	1094	1094
Betul	107	159	185	190	294	303	189	256	389	435	119	...	...	498	4953	...	2894	2894
Narsingpur	129	368	388	396	550	609	566	374	949	909	992	1083	738	667	11607	...	1697	1697
Hoshangabad	153	293	299	284	375	444	385	649	494	987	1449	...	...	654	12539	654	6536	7190
Nimar	73	697	247	129	439	385	556	690	171	179	161	139	286	411	13288	...	2749	2749
Schor	43	714	909	...	769	1136	652	1020	1690	846	1087	612	784	930	33541	...	...	...
Nagpur	791	269	282	276	289	217	235	285	430	549	511	595	352	354	9914	...	2102	2492
Bhandara	65	117	149	286	125	139	339	323	179	179	161	149	417	308	6492	...	1735	1538
Wardha	62	154	455	308	...	169	161	196	353	556	345	149	290	323	15600	...	...	...
Chanda	69	435	417	267	526	317	299	580	589	429	702	896	548	435	13623	...	10145	10145
Sironcha	19	...	...	...	...	...	...	...	...	...	...	...	...	...	...	...	5293	5293
	2,434	390	373	358	376	337	286	384	438	538	562	544	453	419	10498	698	2917	3615
Jubbulpore	900	384	324	242	255	356	287	278	424	491	417	567	541	389	8356	...	2889	2889
Damoh	59	698	370	385	222	179	455	612	490	435	345	192	213	400	9000	...	2909	2909
Saugor	205	686	590	618	288	225	342	335	422	535	526	594	388	439	15073	...	11463	11463
Lalitpur	162	979	698	423	455	347	416	452	355	282	514	511	359	494	9753	617	1235	1852
Jhansi	213	149	50	88	135	142	96	182	293	297	190	111	154	141	3380	...	5164	5164
Ajmer	386	324	239	400	473	274	332	364	354	661	596	468	293	389	12591	...	777	777
Muttra	108	279	231	263	394	178	169	128	179	215	238	246	169	202	5253	...	505	505
Agra, Central District	2,357	322	265	231	253	212	191	297	398	469	599	489	494	322	5515	85	2291	2370
	623	246	252	269	368	291	147	150	298	279	346	246	233	241	8138	...	3852	3852
	5,993	351	283	264	286	241	228	233	317	428	448	447	379	326	7330	79	2454	2513
Etawah	285	51	125	67	74	99	96	96	78	75	117	49	154	195	2653	...	792	792
Mainpuri	467	263	157	156	211	157	179	181	184	229	186	239	111	193	5439	...	2141	2141
Etah	242	137	217	238	223	214	400	215	399	259	294	248	255	248	7727	...	826	826
Aligarh	538	477	330	323	305	317	392	321	267	319	340	375	388	316	7212	...	1487	1487
Bulandshahr	172	950	724	417	473	491	298	317	276	484	519	457	341	465	9826	...	2126	2126
Shahjahanpur	332	332	299	293	221	341	335	222	239	292	279	273	297	271	3855	...	2108	2108
Budoun	364	118	138	150	117	137	168	170	142	279	227	153	194	165	6294	...	1099	1099
Bareilly, Central District	1,628	293	298	197	213	232	189	162	211	257	274	235	189	215	4819	...	5344	5344
Moradabad	620	173	197	151	177	246	260	224	191	167	127	183	180	194	5548	...	2419	2419
Almora	498	154	120	89	222	186	95	168	74	129	121	156	97	147	3254	499	4167	4657
Bijnor	189	258	258	210	203	248	212	245	269	178	226	244	268	252	7736	...	2516	2516
Dehra	199	50	50	106	145	105	93	47	48	89	103	235	169	101	4322	...	503	503
Saharanpur	62	...	...	...	...	...	...	143	...	351	387	...	120	161	4839	...	...	...
Muzaffarnagar	294	101	376	219	226	141	132	136	162	258	383	379	492	282	4965	...	4577	4577
Meerut, Central District	148	256	352	210	140	104	74	58	276	217	136	118	...	135	4730	...	676	676
	1,221	1099	1220	669	285	139	86	92	153	293	229	238	181	401	6069	491	4914	5105
	453	1012	781	484	353	256	299	294	296	520	323	188	208	419	11258	...	4636	4636
	7,583	481	410	285	229	219	182	172	195	258	249	231	204	258	5888	105	3376	3481
Delhi	391	199	121	113	173	173	209	150	119	158	187	172	219	153	4885	...	3069	3069
Gurgaon	155	325	365	498	405	314	299	226	397	291	356	432	385	323	16613	...	1935	1935
Rohat	196	220	170	176	276	198	238	190	293	435	317	372	172	215	13671	...	...	...
Hissar	241	129	88	91	47	98	90	161	155	839	927	229	233	299	10339	...	1245	1245
Sirsa	256	233	191	232	105	458	386	386	266	849	694	698	391	14114	...	781	781	
Karnal	247	142	132	140	175	245	251	116	274	413	593	592	219	293	11498	...	4453	4453
Umballa	689	372	19	65	50	125	155	138	160	198	191	219	91	139	3739	...	1887	1887
Roopur	1,655	324	320	338	382	499	472	328	1318	1303	933	773	676	634	24870	...	3274	3274
Lucchiana	274	313	195	191	399	261	321	351	344	334	390	261	214	292	7810	...	1825	1825
Jaila	365	295	242	267	197	210	173	221	279	153	172	165	239	219	7296	...	822	822
Ferozepore	382	93	458	333	318	287	292	241	263	218	246	225	290	262	8493	...	1047	1047
Amritsar	491	80	193	131	78	20	58	67	296	480	519	442	388	175	12145	...	4738	4738
Lahore, Central Female	2,203	646	443	516	554	634	671	612	496	613	868	842	795	649	16586	635	5266	5901
Sialkot	192	412	363	370	372	513	495	435	628	1094	1023	1160	1389	677	24062	1041	9890	10937
Dharmasala	440	629	740	505	685	520	552	705	694	751	696	619	693	639	11045	...	909	909
Gurdaspur	144	268	397	305	296	382	461	694	393	308	398	308	315	347	13373	3472	695	4167
Gujranwala	273	128	87	42	78	114	107	135	295	303	314	175	192	183	9121	...	3296	3296
Gujrat	492	96	100	83	100	169	163	81	61	102	190	190	281	122	3293	...	4268	4268
Shahpur	291	36	35	35	...	36	66	69	65	98	171	191	69	69	4124	...	687	687
Jhelum	283	170	140	113	38	72	36	37	104	195	161	136	75	106	3816	...	1069	1069
Montgomery	256	136	169	192	175	139	126	204	323	335	282	221	192	195	10820	...	781	781
Mooltan	566	252	141	132	153	339	254	210	2									



# JAILS OF THE BENGAL PRESIDENCY, 1875.

## X.

TABLE showing the *RATIO* in which the *PRINCIPAL DISEASES* have contributed to make up the *ADMISSION-RATE* of the *YEAR* in the *JAIL HOSPITALS* of the *BENGAL PRESIDENCY*.

STATIONS.	Average Strength for the Year.	ADMITTED INTO HOSPITAL PER 1,000 OF AVERAGE STRENGTH.											Admitted per 1,000 of the Average Strength from all Causes.	
		Cholera.	Fever, Intermittent.	Fever, Remittent and Continued.	Dysentery & Diarrhoea.	Hepatitis.	Spleen Diseases.	Respiratory Diseases.	Pathosis Pulmonalis.	Dropsy.	Atrophy and Anemia.	Scurvy.		All other Causes.
Presidency (Natives) ...	692	7.1	443.5	439.4	834.7	...	11.1	52.4	21.2	2.0	59.5	2.0	977.8	2841.7
Alipore ...	2,496	18.0	697.5	139.8	782.5	...	16.4	52.9	12.4	2.0	95.4	28.0	498.8	2343.7
Baraset ...	220	4.5	281.8	386.4	481.8	...	18.1	59.1	27.3	9.1	186.4	4.5	604.5	2083.6
Jessore ...	488	8.2	500.0	24.6	110.7	...	...	20.5	...	2.0	6.1	...	252.0	944.2
Kishinagar ...	367	10.9	258.9	16.3	218.0	27	5.4	43.6	8.2	5.4	13.6	...	242.5	825.6
Moorshedabad ...	455	82.9	454.1	3.6	201.8	...	25.2	28.8	5.4	3.6	1.8	...	371.2	1178.4
Howrah (6 months' occupation) ...	14	...	...	...	...	...	...	...	...	...	...	...	...	...
Serampore ...	41	...	...	...	...	...	...	...	...	...	...	...	...	...
Hooghly ...	518	13.5	333.3	177.6	418.9	39	44.4	69.5	19.3	19.3	54.1	...	648.7	1822.4
Burdwan ...	356	19.7	755.6	8.4	161.7	...	11.2	42.1	2.8	...	5.6	11.2	236.0	1244.4
Bankura ...	303	6.6	259.8	3.3	56.1	...	3.3	19.8	...	...	26.4	...	92.4	458.7
Parulia ...	228	...	369.1	61.4	223.7	...	...	21.9	4.4	13.2	26.3	...	149.1	809.1
Ranecganje ...	10	...	...	...	...	...	...	...	...	...	...	...	...	...
Soory ...	250	...	928.0	29.0	236.0	12.0	8.0	88.0	4.0	...	28.0	...	716.0	2040.0
Rajmehal (6 months' occupation) ...	9	...	...	...	...	...	...	...	...	...	...	...	...	...
Nya Doonka (Doogarh and Godda included for 5 months) ...	124	...	259.0	...	48.4	8.1	...	16.1	...	16.1	8.1	...	121.0	467.7
Malda ...	67	...	313.4	14.9	194.0	...	...	14.9	...	14.9	29.0	...	338.2	940.3
Dinapore ...	522	...	53.6	314.2	167.3	3.8	3.8	39.7	3.8	15.3	1.9	3.8	272.0	810.3
Rajshahye ...	914	2.2	41.6	13.1	49.2	...	7.7	16.4	5.5	4.4	21.9	...	63.5	225.4
Rungpore ...	466	12.3	284.0	53.5	341.6	...	59.7	24.7	24.7	146.1	45.3	2.0	109.6	1193.4
Bogra ...	162	40.4	709.9	12.3	382.7	...	6.2	55.6	18.5	...	12.3	...	234.6	1481.5
Mymensingh ...	458	8.7	369.8	15.3	449.8	...	28.4	39.3	4.4	8.7	41.5	...	227.1	1214.0
Pabna ...	135	...	1169.7	7.4	311.1	...	51.9	61.9	...	...	14.8	...	711.1	2288.9
Farrukpore ...	343	...	783.0	11.7	207.0	...	17.5	55.4	2.9	...	11.7	...	367.3	1466.5
Backergunge ...	349	60.0	376.5	...	617.6	...	2.9	23.5	5.9	...	8.8	...	161.8	1247.1
Noakhali ...	203	...	295.6	24.6	142.9	...	31.5	19.7	9.9	4.9	...	4.9	221.7	758.6
Chittagong ...	242	...	566.8	8.3	231.4	...	...	29.7	...	29.7	12.4	...	214.9	1065.0
Tipperah ...	238	...	252.1	63.0	277.3	...	33.6	33.6	16.8	...	21.0	...	277.3	974.8
Dacca ...	594	21.9	72.4	40.4	106.1	...	8.4	47.1	3.4	...	...	...	198.7	466.3
Sylhet ...	467	...	229.1	111.3	239.1	...	...	8.6	8.6	2.1	8.6	132.8	306.2	1066.4
Shillong ...	41	73.2	24.4	...	146.3	...	...	...	...	24.4	97.6	...	73.2	439.0
Cachar ...	109	9.2	706.4	82.6	564.6	...	27.5	18.3	...	...	18.3	...	522.9	1889.9
Gowpara ...	113	8.8	619.5	26.5	607.1	8.8	35.4	61.9	8.8	17.7	88.5	...	327.4	1610.6
Gauhati ...	134	7.5	216.4	7.5	514.9	...	...	41.8	7.5	7.5	22.4	...	119.4	947.8
Sibsagar ...	103	126.2	339.1	38.8	460.0	...	9.7	19.4	...	9.7	9.7	...	242.7	1252.4
Nowgong ...	60	...	216.7	16.7	33.3	...	16.7	16.7	...	...	33.3	...	159.0	483.3
Terpur (3 months' occupation) ...	40	...	...	...	...	...	...	...	...	...	...	...	...	...
Dibrugarh ...	62	...	1612.0	...	1145.2	...	89.6	290.3	...	16.1	32.3	...	677.4	3854.8
Midnapur, Central ...	1,026	28.3	457.1	32.2	317.7	1.0	13.6	109.2	9.7	5.8	26.3	1.0	147.2	1149.1
District (9 months' occupation) ...	357	2.8	876.7	8.4	347.3	...	5.6	53.2	5.6	5.6	16.8	...	291.3	1613.4
Balasore ...	196	...	433.7	...	183.7	5.1	...	5.1	...	...	16.2	...	255.1	892.9
Cuttack ...	286	...	132.9	3.5	111.9	...	...	14.0	...	...	...	...	146.9	469.1
Purba ...	131	...	313.0	...	175.6	...	...	7.6	7.6	...	7.6	...	374.0	885.5
Monghyr ...	380	60.5	128.9	2.6	181.6	2.6	13.2	26.3	...	...	7.9	...	223.7	647.4
Bhagalpur, Central ...	816	13.5	45.2	...	265.9	...	2.5	7.4	4.9	7.4	35.0	44.1	370.1	808.8
District ...	244	28.7	163.9	...	155.7	...	12.3	4.1	...	8.2	32.8	24.6	192.6	622.9
Purnea ...	391	...	81.8	84.4	127.9	10.2	61.4	28.1	2.0	10.2	10.2	...	168.8	585.7
Jalpaiguri ...	145	103.4	337.9	27.6	882.8	...	13.8	13.8	...	6.9	48.3	...	131.0	1565.5
Darjeeling ...	70	...	328.6	109.0	328.6	14.3	57.1	71.4	14.3	14.3	28.6	14.3	285.7	1257.1
Durbbanga (4 months' occupation) ...	55	18.2	381.8	...	163.6	...	18.2	54.6	...	...	...	...	163.6	809.0
Total ...	16,902	16.9	455.2	84.0	361.6	1.1	16.0	41.2	8.2	9.0	35.7	11.2	344.8	1334.8
Chybaasa ...	91	...	714.3	98.9	780.2	...	22.0	22.0	...	...	...	...	450.5	2087.9
Ranchee ...	246	...	134.1	...	93.5	...	12.2	8.1	...	...	12.2	...	146.3	466.5
Hazaribagh (Natives) ...	1,001	...	235.8	23.0	139.9	1.0	6.0	15.0	...	...	15.0	...	325.7	745.3
Gya ...	338	47.3	436.0	41.4	1103.3	...	3.0	32.5	...	3.0	35.5	8.9	454.9	2237.8
Patna ...	399	5.0	159.4	5.0	305.8	2.5	2.5	7.5	...	...	15.0	...	157.9	651.0
Dehree ...	602	11.6	338.9	...	470.1	6.0	...	56.5	6.6	16.6	8.3	1.7	290.7	1207.6
Arrah ...	388	5.2	103.1	...	492.3	...	18.0	110.8	10.3	...	15.5	...	278.4	1033.5
Chomparun ...	229	4.4	183.4	8.7	384.3	...	...	13.1	...	...	17.5	...	314.4	925.8
Monsiehpore ...	688	8.7	152.6	4.4	157.0	1.5	4.4	17.4	...	2.9	23.3	2.9	106.1	441.1
Chupra ...	412	...	99.5	2.4	245.1	...	...	7.3	...	...	4.9	...	114.1	473.3
Ghazipur, Temporary ...	478	...	6.3	6.3	83.7	2.1	2.1	14.6	...	2.1	8.4	...	102.5	228.0
District ...	584	3.4	39.4	...	39.0	...	1.7	3.4	...	...	...	...	71.9	155.8
Benares, Central ...	1,885	...	321.9	1.1	49.1	1.6	1.6	19.5	2.1	...	5.8	...	267.0	670.2
District ...	601	...	331.1	8.3	126.5	1.7	8.3	10.9	1.7	...	1.7	...	286.2	785.3
Mirzapur ...	238	...	369.7	12.6	121.8	...	33.6	37.8	...	...	8.4	...	325.2	1109.2
Azamgarh ...	439	...	216.3	...	87.7	...	2.3	2.3	...	...	18.6	...	255.8	579.1
Jaunpur ...	414	2.4	333.3	...	239.1	...	7.2	106.3	...	2.4	4.8	31.4	335.7	1062.8
Gorakhpur ...	720	...	381.7	6.9	285.6	1.4	29.2	40.3	5.6	2.8	48.6	...	368.1	1186.1
Basti ...	459	...	440.1	2.2	220.0	...	...	28.3	4.4	...	63.2	...	361.7	1119.8
Gonda ...	523	...	556.4	24.9	99.4	...	...	11.5	...	1.9	7.6	...	344.2	1045.9
Bahraich ...	293	...	17.1	41.4	47.8	...	...	23.9	...	...	...	...	95.6	238.7
Fyzabad ...	799	15.0	285.4	8.8	206.5	1.3	...	55.1	2.5	...	6.3	...	167.7	748.4
Sultanpur ...	403	...	81.1	2.0	46.7	...	4.1	10.1	2.0	2.0	8.1	...	60.9	217.0
Rae Bareilly ...	670	...	109.0	4.5	116.4	3.0	4.5	19.4	1.5	...	17.9	...	188.1	455.2
Partabgarh, Old ...	534	...	505.6	50.6	237.8	...	5.6	63.7	1.9	...	13.1	...	602.0	1571.2
New ...	...	...	...	...	...	...	...	...	...	...	...	...	...	...
Hardoi ...	390	...	94.9	2.6	17.9	...	...	15.4	...	...	2.6	...	179.5	312.8
Kheri ...	210	...	112.5	25.0	59.0	...	16.7	75.9	...	...	12.5	...	129.8	412.5
Lucknow, Central ...	1,732	...	24.2	87.8	45.0	...	...	6.9	9.2	1.7	2.9	...	55.4	233.8
District ...	815	1.2	111.8	99.4	131.7	1.3	1.3	9.9	...	...	9.9	...	110.6	487.0
Sitapur ...	714	...	214.1	...	71.4	1.4	...	14.0	7.0	...	1.4	2.8	201.3	613.4
Nawabganj or Bara Banki ...	668	...	202.1	...	91.3	1.5	1.5	12.0	...	...	18.0	...	257.5	583.8
Unao ...	287	...	135.9	10.5	38.3	...	7.0	24.1	...	17.4	3.5	...	303.0	442.5
Hamirpur ...	264	7.6	253.8	...	75.8	...	...	7.6	...	...	61.4	...	303.0	739.6
Orail ...	238	...	218.5	...	96.6	...	12.6	21.0	...	...	4.2	...	168.1	521.0



STATIONS.	Average Strength for the Year.	ADMITTED INTO HOSPITAL PER 1,000 OF AVERAGE STRENGTH.												Admitted per 1,000 of the Average Strength from all Causes.
		Cholera.	Fever, Intermittent.	Fever, Remittent and Continued.	Dysentery & Diarrhoea.	Hepatitis.	Spleen Disease.	Respiratory Diseases.	Pathic Pulmonalia.	Dropsy.	Atrophy and Anemia.	Scurvy.	All other Causes.	
Fatehgarh, Central District	1,265	...	3378	40	1051	...	40	182	24	...	32	...	6888	11512
" " District	406	...	1084	49	1281	...	74	49	49	...	...	...	1404	4015
Cawnpore	428	23	1408	1690	1297	...	164	355	...	...	...	...	3310	8122
Fatehgarh	421	24	1473	48	665	...	...	166	24	...	...	...	1805	4228
Banda	355	...	8958	...	1718	...	535	592	...	...	...	...	3652	15096
Allahabad, Central District	2,451	...	1028	73	196	4	61	12	...	...	12	...	408	1795
" " District	867	...	358	...	358	...	12	231	23	...	92	...	1649	2722
	25,051	22	2133	192	1383	8	51	224	28	10	105	9	2347	6512
Sambalpur	81	...	2976	...	1310	119	...	476	...	...	...	...	5238	10119
Raipur	468	150	4316	278	1667	...	43	214	21	...	427	...	5983	13098
Bilaspur	111	1441	90	...	5895	90	...	270	...	...	...	...	1712	9100
Mandla	39	256	1795	...	256	...	...	...	...	...	...	...	1282	3590
Seoni	136	...	2721	688	441	...	294	515	117	...	...	...	2426	7152
Chhindwara	94	...	1383	213	638	...	213	213	213	...	...	...	1915	4787
Betul	167	...	841	...	654	...	289	841	...	...	93	...	2243	4953
Narsingpur	129	...	3417	167	1000	...	83	583	83	83	83	...	5697	11167
Hoshangabad	153	95	2941	1373	1397	...	65	261	...	...	458	...	6080	12549
Nimar	73	...	3089	411	1507	...	...	411	...	...	...	...	7260	13288
Schor	43	...	14884	...	7907	465	...	698	...	...	...	...	11628	35581
Nagpur	791	...	3388	...	619	13	51	291	13	...	88	354	4197	9014
Bhandara	65	...	462	...	2000	...	154	308	...	...	308	...	3231	6462
Wardha	62	...	2742	484	5184	...	...	968	...	...	161	...	5161	15090
Chanda	69	...	4783	145	1739	...	...	145	...	435	435	...	5942	13623
Sironcha	19	...	...	...	...	...	...	...	...	...	...	...	...	...
	2,434	103	3279	218	1471	21	74	357	29	16	173	115	4013	10468
Jubbulpore	900	...	2511	389	2667	11	11	678	11	11	278	11	1778	8356
Dumoh	50	...	1690	...	2490	...	...	...	...	...	490	...	4900	9000
Bangor	205	...	6732	...	1610	...	116	488	...	49	98	...	5951	15073
Lalitpur	162	62	1914	62	309	62	185	741	...	...	617	...	5802	9753
Jhansi	213	...	798	...	563	...	188	94	47	...	235	...	1485	3380
Ajmer	386	...	3938	130	1062	26	...	596	...	26	52	26	6736	12591
Matra	198	...	1414	...	707	...	...	51	51	...	101	...	2929	5253
Agra, Central District	2,357	17	2983	25	1039	9	...	416	25	...	47	4	1850	5515
" " District	623	...	2488	...	1816	...	16	706	32	...	32	...	3018	8138
	5,083	10	2446	92	1408	10	24	493	22	6	120	6	2695	7390
Etawah	285	...	2456	...	596	...	...	...	...	...	...	...	2000	5053
Mainpuri	467	...	1542	...	428	...	86	385	21	...	64	...	2912	6439
Etah	242	...	2975	289	289	...	...	289	83	...	124	...	3678	7727
Aligarh	538	...	2175	19	1078	...	19	149	...	112	149	...	3513	7212
Bulandshahr	372	...	6395	...	581	...	68	349	...	...	58	...	2384	8256
Shahjahanpur	182	...	723	90	813	...	30	151	...	...	361	...	1687	3855
Bodum	364	...	1819	275	1069	...	...	275	...	...	...	...	3297	6264
Bareilly, Central District	1,628	...	1953	448	766	...	...	450	49	...	...	...	1254	4840
" " District	629	...	2857	323	774	...	32	258	16	16	32	...	1210	5548
Moradabad	498	74	686	147	809	...	49	441	49	...	147	...	882	2284
Almora	129	63	2893	...	1384	...	...	440	...	63	63	...	2330	5736
Bijnor	169	...	1156	50	322	...	...	231	...	...	101	...	2412	4322
Dehra	62	...	4032	...	323	...	...	...	...	...	...	...	484	4819
Saharnpur	284	...	880	141	1338	35	...	282	70	...	106	...	2112	4865
Muzaffarnagar	148	...	1486	...	743	...	...	473	...	...	...	...	2007	4730
Meerut, Central District	1,221	57	3784	82	828	...	...	311	57	...	352	...	598	6069
" " District	453	...	6695	331	1789	22	110	751	66	...	441	...	2053	11258
	7,583	15	2594	198	840	3	21	339	34	11	137	...	1786	5888
Delhi	391	...	2683	51	332	...	...	499	26	51	...	...	1330	4885
Gurgaon	155	...	6194	...	2387	...	...	968	65	...	323	...	6710	16045
Rohtak	186	...	7312	...	1613	...	...	215	54	...	...	...	4677	13871
Hissar	241	...	7676	830	830	...	...	415	...	...	166	...	622	10539
Sirsa	256	...	10009	234	386	39	117	391	39	...	...	...	2008	14414
Karnal	247	...	6883	40	729	...	364	1619	...	...	81	40	1741	11498
Umballa	689	...	1118	15	755	...	...	131	...	...	29	...	1684	3730
Bopar	1,955	...	15105	1161	2240	...	46	338	...	72	26	15	6867	24870
Ludhiana	274	...	2445	...	2847	...	...	182	...	...	73	...	2263	7810
Jalandhar	365	...	2384	...	575	27	192	110	27	27	82	...	3781	7296
Ferozepore	382	...	2551	26	785	...	52	209	26	...	...	...	5652	8493
Amritsar	461	...	7081	...	1771	25	25	175	...	25	75	...	2309	12145
Lahore, Central District	2,203	118	9047	222	2515	...	263	1008	23	...	52	...	3318	16586
" " Female	192	104	16406	208	1667	...	298	469	...	...	52	...	4948	24062
Shaloot	440	...	2977	...	682	23	...	623	...	23	273	23	6455	11045
Dharmida	144	1042	7292	...	2908	...	...	69	...	...	...	...	1944	13373
Gurdaspur	273	...	6813	37	236	...	110	147	37	...	203	...	1429	9121
Gujranwala	492	...	12490	20	926	...	...	386	41	...	34	...	549	3293
Gujrat	291	...	2268	172	653	...	...	...	...	...	...	...	997	4124
Shahpur	283	...	2226	141	318	...	...	247	...	...	...	...	883	3816
Jhelum	256	...	7148	78	1328	...	39	273	...	...	...	...	1953	10820
Montgomery	566	...	4812	...	514	...	...	2312	...	20	...	20	1877	9585
Mooltan	721	...	2275	971	915	28	180	791	14	...	42	...	860	6075
Jhang	325	31	3082	31	1046	...	123	369	...	...	246	...	923	6462
Dera Ghazi Khan	383	...	5599	...	2480	...	287	366	52	...	235	52	7154	16136
Dera Ismail Khan	628	...	3838	223	446	16	16	657	64	...	16	...	1783	6859
Kohat	139	...	5036	144	617	...	...	694	72	...	72	...	3057	10432
Banna	111	...	4474	2719	1842	...	...	628	263	175	88	...	5351	15439
Rawalpindi	827	...	2366	2389	442	12	60	729	...	...	96	...	836	6930
Peshawar	678	...	7370	2716	1488	...	87	277	17	...	...	...	3374	15316
	14,347	31	6570	562	1392	6	98	567	18	15	66	10	3055	12340
BENGAL PRESIDENCY	71,414	59	3569	414	1861	8	82	373	39	30	163	36	2793	9428



STATIONS.	Average Strength for the Year.	NUMBER OF ADMISSIONS INTO HOSPITAL IN EACH MONTH.												Total Admissions of the Year.	Admitted per 1,000 of Average Strength.	Total Deaths of the Year.	Died per 1,000 of Average Strength.
		Jan.	Feb.	Mar.	April.	May.	June.	July.	Aug.	Sept.	Oct.	Nov.	Dec.				
Presidency (Natives)	992		1	3		2	1						7		2		
Ahipore	2,496	5	10	13	4		3	5	3			1	1	45		9	
Barnett	220								1					1		1	
Jessore	488			2					1				1	4		2	
Kishnaghar	397					3								4			
Moorshedabad	535		2	2	2	3		27	5	1		3	1	46		6	
Howerah (6 months' occupation)	14																
Serampore	41			4					1			1		6		2	
Hooghly	518	1			2		1					3		7		3	
Bardwan	336			1		6								7		5	
Ranchoorah	393							1				1		2			
Parsia	228																
Raneegunge	10																
Soory	290																
Rajmehal (6 months' occupation)	9																
Nya Doozka (Deoghar) and Godda included for 5 months)	124																
Maldah	67																
Dinapore	522																
Rajahshye	914								1			1		2		1	
Rungpoore	480	1			2	2		1						6			
Rogra	162				5									8		3	
Mymensingh	459			1	1				2					4		2	
Patnah	135																
Furzedpore	313																
Backergunge	340			3								13	1	17		6	
Noakholly	203																
Chittagong	212																
Tippurah	238																
Dacca	394			6		1						6		13		5	
Sylhet	467																
Shillong	41							1	2					3		2	
Cachar	109			1										1			
Gualpara	113							1						1		1	
Gachhati	134													1		1	
Sibsagar	103					13								13		8	
Nowgong	69																
Tezpur (3 months' occupation)	49																
Itebugarh	62																
Midnapur, Central District (9 months' occupation)	1,026	2	5	7	5	2	4	2				2		29			
Balasore	337				1									1			
Cuttack	196																
Pooree	131																
Monghyr	340							1		22				23		14	
Bhagalpur, Central District	816			1					3	6	1			11		5	
Patna	244			4		1				1				7		2	
Parmanah	391																
Idpaiguri	145									10	1	2	2	15		11	
Darjeeling	70																
Darbhanga (4 months' occupation).	55											1		1			
	16,302	9	18	49	25	35	8	39	17	36	8	35	6	285	169	93	559
Chyabassa	91																
Banchee	246																
Hazaribagh (Natives)	1,601																
Gya	338			6		4	3		3					16		6	
Patna	390				2									2		2	
Dehree	692					4	1	1	1					7		3	
Arrah	388							1		1				2		2	
Chumpanun	219						1							1		1	
Mouzerpore	688			1	1		4							6		3	
Chupra	412																
Ghaziipur Temporary District	478																
Banares, Central District	584				1						1			2		1	
Mirzapur	1,895																
Azamgarh	691																
Jaunpur	238																
Gorakhpur	430																
Basti	414			1										1		1	
Gonda	720																
Bahraich	459																
Fyzabad	523																
Sultanpur	291																
Rae Bareilly	799					1					3	8		12		7	
Partabgarh, Old	490																
New	670																
Hardoi	534																
Kheri	390																
Lucknow, Central District	340																
Sitapur	1,732																
Nawabganj or Bara Banki	85				1									1			
Unao	714																
Hamirpur	698																
Orade	287																
Patchgarh, Central District	264						2							2			
	738																
	1,265																
	406																







# JAILS OF THE BENGAL PRESIDENCY, 1875.

## XII.

TABLE showing the MORTALITY in each JAIL, the CAUSES of DEATHS, and the RATIO of DEATHS to STRENGTH.

JAILS.	Average Strength for the Year.	CAUSES OF DEATHS.													Total Deaths of the Year.	DIED PER 1,000 OF THE AVERAGE STRENGTH.				
		Cholera.	Smallpox.	Fever.	Apoplexy.	Dysentery and Diarrhoea.	Hepatitis.	Spleen Disease.	Respiratory Diseases.	Heart Diseases.	Phthisis Pulmonalis.	Dropsy.	Scoury.	Atrophy and Anæmia.		Wounds and Accidents.	All other Causes.	A. Cholera.	B. All other Causes.	C. All Causes.
Presidency	992	1	1	1	1	1	1	1	1	1	1	1	1	1	1	16	202	1411	1613	
Alipore	2,406	1	1	1	1	1	1	1	1	1	1	1	1	1	1	150	361	5649	6010	
Barnet	220	1	1	1	1	1	1	1	1	1	1	1	1	1	1	27	455	11818	12273	
Jessore	488	1	1	1	1	1	1	1	1	1	1	1	1	1	1	13	410	2254	2664	
Kishnaghar	367	1	1	1	1	1	1	1	1	1	1	1	1	1	1	11	2997	2997		
Moorsheadabad	555	1	1	1	1	1	1	1	1	1	1	1	1	1	1	24	1081	3243	4324	
Howrah (6 months' occupation)	14	1	1	1	1	1	1	1	1	1	1	1	1	1	1	4	4878	4878	9756	
Serampore	41	1	1	1	1	1	1	1	1	1	1	1	1	1	1	27	579	4633	5212	
Hooghly	518	1	1	1	1	1	1	1	1	1	1	1	1	1	1	20	1404	4214	5618	
Bardwan	336	1	1	1	1	1	1	1	1	1	1	1	1	1	1	3	660	330	990	
Bankoora	303	1	1	1	1	1	1	1	1	1	1	1	1	1	1	10	4386	4386		
Parulia	228	1	1	1	1	1	1	1	1	1	1	1	1	1	1	4	1600	1600		
Raneegunge	10	1	1	1	1	1	1	1	1	1	1	1	1	1	1	4	1600	1600		
Soory	250	1	1	1	1	1	1	1	1	1	1	1	1	1	1	4	1600	1600		
Rajmehal (6 months' occupation)	9	1	1	1	1	1	1	1	1	1	1	1	1	1	1	4	1600	1600		
Nya Doonka (includes Deogarh and Godda for 5 months)	124	1	1	1	1	1	1	1	1	1	1	1	1	1	1	2	1613	1613		
Maldah	67	1	1	1	1	1	1	1	1	1	1	1	1	1	1	2	2985	2985		
Dinazepore	522	1	1	1	1	1	1	1	1	1	1	1	1	1	1	18	3448	3448		
Rajshahye	914	1	1	1	1	1	1	1	1	1	1	1	1	1	1	20	2188	2188		
Rungpore	486	1	1	1	1	1	1	1	1	1	1	1	1	1	1	60	206	12190	12346	
Bogra	162	1	1	1	1	1	1	1	1	1	1	1	1	1	1	12	1852	5555	7407	
Mymensingh	458	1	1	1	1	1	1	1	1	1	1	1	1	1	1	36	437	7423	7860	
Pabnah	135	1	1	1	1	1	1	1	1	1	1	1	1	1	1	4	2963	2963		
Furzedpore	343	1	1	1	1	1	1	1	1	1	1	1	1	1	1	6	1749	1749		
Rackergunge	340	1	1	1	1	1	1	1	1	1	1	1	1	1	1	41	1765	10294	12059	
Noakholly	203	1	1	1	1	1	1	1	1	1	1	1	1	1	1	2	985	985		
Chittagong	242	1	1	1	1	1	1	1	1	1	1	1	1	1	1	7	2893	2893		
Tipperah	218	1	1	1	1	1	1	1	1	1	1	1	1	1	1	6	2521	2521		
Dacca	294	1	1	1	1	1	1	1	1	1	1	1	1	1	1	16	842	1852	2694	
Sylhet	467	1	1	1	1	1	1	1	1	1	1	1	1	1	1	19	4069	4069		
Shillong	41	1	1	1	1	1	1	1	1	1	1	1	1	1	1	4	4878	4878	9756	
Cachar	109	1	1	1	1	1	1	1	1	1	1	1	1	1	1	1	917	917		
Goolpara	113	1	1	1	1	1	1	1	1	1	1	1	1	1	1	10	885	7865	8750	
Ganhati	134	1	1	1	1	1	1	1	1	1	1	1	1	1	1	8	746	5224	5970	
Sibsagar	103	1	1	1	1	1	1	1	1	1	1	1	1	1	1	12	7767	3883	11650	
Norgong	60	1	1	1	1	1	1	1	1	1	1	1	1	1	1	1	1667	1667		
Terpore (3 months' occupation)	40	1	1	1	1	1	1	1	1	1	1	1	1	1	1	5	8065	8065		
Debrugarh	62	1	1	1	1	1	1	1	1	1	1	1	1	1	1	5	8065	8065		
Midnapore Central District (9 months)	1,026	1	1	1	1	1	1	1	1	1	1	1	1	1	1	85	8285	8285		
Baksoore	357	1	1	1	1	1	1	1	1	1	1	1	1	1	1	37	10364	10364		
Cuttack	196	1	1	1	1	1	1	1	1	1	1	1	1	1	1	2	1020	1020		
Pooree	131	1	1	1	1	1	1	1	1	1	1	1	1	1	1	3	1040	1040		
Monghyr	380	1	1	1	1	1	1	1	1	1	1	1	1	1	1	1	763	763		
Bhagalpur, Central District	816	1	1	1	1	1	1	1	1	1	1	1	1	1	1	22	3684	2195	5789	
Purneah	214	1	1	1	1	1	1	1	1	1	1	1	1	1	1	27	613	2696	3309	
Jalpaiguri	391	1	1	1	1	1	1	1	1	1	1	1	1	1	1	10	829	3278	4098	
Darjeeling	145	1	1	1	1	1	1	1	1	1	1	1	1	1	1	15	3836	3836		
Darbhanga (4 months' occupation)	70	1	1	1	1	1	1	1	1	1	1	1	1	1	1	37	7586	17931	25517	
	55	1	1	1	1	1	1	1	1	1	1	1	1	1	1	1	1818	1818		
	16,902	93	1	81	5	354	3	26	76	6	63	34	6	48	10	38	843	650	4438	4988
Chybassa	91	1	1	1	1	1	1	1	1	1	1	1	1	1	1	6	6593	6593		
Ranchee	246	1	1	1	1	1	1	1	1	1	1	1	1	1	1	5	2033	2033		
Hazaribagh	1,001	1	1	1	1	1	1	1	1	1	1	1	1	1	1	29	2897	2897		
Gya	338	1	1	1	1	1	1	1	1	1	1	1	1	1	1	40	1775	10059	11834	
Patna	399	1	1	1	1	1	1	1	1	1	1	1	1	1	1	3	24	501	5514	6015
Dehree	602	1	1	1	1	1	1	1	1	1	1	1	1	1	1	1	34	332	5316	5648
Arrah	388	1	1	1	1	1	1	1	1	1	1	1	1	1	1	2	25	515	5928	6443
Champaran	229	1	1	1	1	1	1	1	1	1	1	1	1	1	1	2	16	437	6550	6987
Monasterpore	688	1	1	1	1	1	1	1	1	1	1	1	1	1	1	3	37	436	4942	5378
Chupra	412	1	1	1	1	1	1	1	1	1	1	1	1	1	1	1	17	4126	4126	
Ghazipur, Temporary District	478	1	1	1	1	1	1	1	1	1	1	1	1	1	1	1	14	2929	2929	
Benares, Central District	581	1	1	1	1	1	1	1	1	1	1	1	1	1	1	1	6	171	856	1027
Mirzapur	1,805	1	1	1	1	1	1	1	1	1	1	1	1	1	1	4	35	1847	1847	
Aramgarh	601	1	1	1	1	1	1	1	1	1	1	1	1	1	1	2	10	1664	1664	
Jaunpur	238	1	1	1	1	1	1	1	1	1	1	1	1	1	1	1	6	2521	2521	
Gorakhpur	430	1	1	1	1	1	1	1	1	1	1	1	1	1	1	5	1163	1163		
Basti	414	1	1	1	1	1	1	1	1	1	1	1	1	1	1	2	20	242	4589	4831
Gonda	720	1	1	1	1	1	1	1	1	1	1	1	1	1	1	2	36	5000	5000	
Bahraich	450	1	1	1	1	1	1	1	1	1	1	1	1	1	1	3	9	1961	1961	
Fyzabad	523	1	1	1	1	1	1	1	1	1	1	1	1	1	1	2	7	1338	1338	
Saltanpur	263	1	1	1	1	1	1	1	1	1	1	1	1	1	1	5	1796	1796		
Eae Bareilly	790	1	1	1	1	1	1	1	1	1	1	1	1	1	1	3	29	876	2754	3639
Partabgarh, Old	493	1	1	1	1	1	1	1	1	1	1	1	1	1	1	1	13	2637	2637	
Hardoi	670	1	1	1	1	1	1	1	1	1	1	1	1	1	1	2	2	259	259	
Kheri	534	1	1	1	1	1	1	1	1	1	1	1	1	1	1	8	1498	1498		
Lucknow, Central District	390	1	1	1	1	1	1	1	1	1	1	1	1	1	1	1	1	256	256	
Sitapur	249	1	1	1	1	1	1	1	1	1	1	1	1	1	1	1	1	417	417	
Nawabganj	1,732	1	1	1	1	1	1	1	1	1										



JAILS.	Average Strength for the Year.	CAUSES OF DEATHS.														Total Deaths of the Year.	DIED PER 1,000 OF THE AVERAGE STRENGTH.				
		Cholera.	Smallpox.	Fever.	Apoplexy.	Dysentery and Diarrhoea.	Hepatitis.	Spleen Disease.	Respiratory Diseases.	Heart Diseases.	Phthisis Pulmonalis.	Dropsy.	Scurvy.	Atrophy and Anæmia.	Wounds and Accidents.		All other Causes.	A. Cholera.	B. All other Causes.	C. All Causes.	
Hamirpur	261	...	...	...	1	...	...	2	...	...	...	...	...	1	...	5	12	45.45	45.45		
Orise	238	...	...	...	...	...	...	...	1	...	...	...	...	...	...	...	12	59.42	59.42		
Patchgarh, Central District	1,265	...	...	3	...	...	...	...	...	...	...	...	...	1	...	...	11	8.70	8.70		
... District	805	...	...	...	...	...	...	...	...	...	...	...	...	...	...	...	12	29.55	29.55		
Cawnpore	426	1	...	...	...	...	...	...	...	...	...	...	...	...	...	...	18	39.99	42.25		
Fatehpur	421	...	...	...	...	...	...	...	...	...	...	...	...	...	...	...	9	21.38	21.38		
Banda	355	...	...	...	...	...	...	...	...	...	...	...	...	...	...	...	29	81.69	81.69		
Allahabad, Central District	2,451	...	...	...	...	...	...	...	...	...	...	...	...	1	3	...	14	5.71	5.91		
" District	867	...	...	1	1	6	...	...	...	...	...	...	...	1	1	...	18	20.76	20.76		
	25,054	26	...	48	16	288	4	22	60	7	25	8	1	36	9	75	625	1.94	23.91	24.95	
Sambalpur	84	...	...	...	...	...	...	...	...	...	...	...	...	...	...	...	1	11.90	11.90		
Raipur	468	3	...	2	...	...	...	...	...	...	...	...	...	...	...	...	14	6.41	23.50	29.91	
Bataspur	111	12	...	...	...	...	...	...	...	...	...	...	...	...	...	...	19	108.11	63.06	171.17	
Mandia	39	1	...	...	...	...	...	...	...	...	...	...	...	...	...	...	1	25.64	...	25.64	
Seoni	136	...	...	...	...	...	...	...	...	...	...	...	...	...	...	...	1	6	44.12	44.12	
Chhindwara	94	...	...	...	...	...	...	...	...	...	...	...	...	...	...	...	1	10.64	10.64	...	
Betul	167	...	...	...	...	...	...	...	...	...	...	...	...	...	...	...	3	28.04	28.04	...	
Narsingpur	120	...	...	...	...	...	...	...	...	...	...	...	...	...	...	...	2	16.67	16.67	...	
Hoshangabad	153	1	...	1	...	...	...	...	...	...	...	...	...	...	...	...	5	65.36	71.90	...	
Nimar	73	...	...	...	...	...	...	...	...	...	...	...	...	...	...	...	1	27.40	27.40	...	
Sehor	43	...	...	...	...	...	...	...	...	...	...	...	...	...	...	...	...	...	...	...	
Nagpur	791	...	...	...	...	...	...	...	...	...	...	...	...	...	...	...	...	...	...	...	
Bhandara	65	...	...	...	...	...	...	...	...	...	...	...	...	...	...	...	19	24.02	24.02	...	
Wardha	62	...	...	...	...	...	...	...	...	...	...	...	...	...	...	...	1	15.38	15.38	...	
Chanda	69	...	...	3	...	...	...	...	...	...	...	...	...	...	...	...	7	101.45	101.45	...	
Sircacha	19	...	...	...	...	...	...	...	...	...	...	...	...	...	...	...	1	52.63	52.63	...	
	2,434	17	...	6	...	16	2	1	12	1	5	1	1	9	...	17	88	6.98	29.17	36.15	
Jubbulpore	990	...	...	3	...	...	...	...	...	...	...	...	...	...	...	...	...	...	...	...	
Damoh	59	...	...	...	...	...	...	...	...	...	...	...	...	...	...	...	1	29.00	29.00	...	
Saugor	206	...	...	...	...	...	...	...	...	...	...	...	...	...	...	...	3	14.63	14.63	...	
Lalitpur	162	1	...	1	...	...	...	...	...	...	...	...	...	...	...	...	3	6.17	12.35	18.52	
Jhansi	213	...	...	...	...	...	...	...	...	...	...	...	...	...	...	...	11	51.64	51.64	...	
Ajmer	386	...	...	1	...	...	...	...	...	...	...	...	...	...	...	...	3	7.77	7.77	...	
Mattra	198	...	...	...	...	...	...	...	...	...	...	...	...	...	...	...	1	5.05	5.05	...	
Agra, Central District	2,357	2	...	4	1	28	1	...	11	1	4	...	...	...	...	...	56	22.91	23.76	...	
" District	623	...	...	...	...	...	...	...	...	...	...	...	...	...	...	...	24	38.52	38.52	...	
	5,093	3	...	9	2	56	1	1	34	1	6	...	...	...	...	...	11	128	3.59	21.54	25.13
Etawah	245	...	...	1	...	...	...	...	...	...	...	...	...	...	...	...	2	7.02	7.02	...	
Mainpuri	467	...	...	...	...	...	...	...	...	...	...	...	...	...	...	...	10	21.41	21.41	...	
Etah	242	...	...	...	...	...	...	...	...	...	...	...	...	...	...	...	2	8.26	8.26	...	
Aligarh	538	...	...	...	...	...	...	...	...	...	...	...	...	...	...	...	8	14.87	14.87	...	
Bulandshahr	172	...	...	...	...	...	...	...	...	...	...	...	...	...	...	...	4	23.26	23.26	...	
Shahjahanpur	332	...	...	...	...	...	...	...	...	...	...	...	...	...	...	...	7	21.08	21.08	...	
Besoon	364	...	...	...	...	...	...	...	...	...	...	...	...	...	...	...	4	10.99	10.99	...	
Bareilly, Central District	1,628	...	...	...	...	...	...	...	...	...	...	...	...	...	...	...	21	53.41	53.41	...	
" District	639	...	...	...	...	...	...	...	...	...	...	...	...	...	...	...	15	24.19	24.19	...	
Moradabad	408	2	...	...	...	...	...	...	...	...	...	...	...	...	...	...	19	41.67	46.37	...	
Almora	159	...	...	...	...	...	...	...	...	...	...	...	...	...	...	...	4	29.16	29.16	...	
Dehra	62	...	...	...	...	...	...	...	...	...	...	...	...	...	...	...	...	...	...	...	
Bijnor	199	...	...	...	...	...	...	...	...	...	...	...	...	...	...	...	...	...	...	...	
Saharanpur	284	...	...	...	...	...	...	...	...	...	...	...	...	...	...	...	1	3.03	3.03	...	
Muzaffarnagar	148	...	...	...	...	...	...	...	...	...	...	...	...	...	...	...	13	45.77	45.77	...	
Meerut, Central District	1,221	6	...	...	...	...	...	...	...	...	...	...	...	...	...	...	65	6.76	6.76	...	
" District	453	...	...	...	...	...	...	...	...	...	...	...	...	...	...	...	21	49.14	54.05	...	
	7,583	8	...	48	3	62	...	...	64	2	22	1	...	13	7	31	264	1.95	33.76	34.81	
Delhi	391	...	...	4	...	...	...	...	...	...	...	...	...	...	...	...	12	30.69	30.69	...	
Gurgaon	155	...	...	...	...	...	...	...	...	...	...	...	...	...	...	...	3	19.35	19.35	...	
Rohat	186	...	...	...	...	...	...	...	...	...	...	...	...	...	...	...	...	...	...	...	
Hissar	241	...	...	...	...	...	...	...	...	...	...	...	...	...	...	...	3	12.45	12.45	...	
Sirsa	256	...	...	...	...	...	...	...	...	...	...	...	...	...	...	...	2	7.81	7.81	...	
Karnal	247	...	...	...	...	...	...	...	...	...	...	...	...	...	...	...	11	44.53	44.53	...	
Umballa	689	...	...	...	...	...	...	...	...	...	...	...	...	...	...	...	4	18.87	18.87	...	
Rohtak	1,955	...	...	...	...	...	...	...	...	...	...	...	...	...	...	...	9	32.74	32.74	...	
Lehiana	274	...	...	...	...	...	...	...	...	...	...	...	...	...	...	...	5	18.25	18.25	...	
Jalandhar	365	...	...	...	...	...	...	...	...	...	...	...	...	...	...	...	3	8.22	8.22	...	
Ferozepore	382	...	...	...	...	...	...	...	...	...	...	...	...	...	...	...	4	10.47	10.47	...	
Amritsar	491	...	...	...	...	...	...	...	...	...	...	...	...	...	...	...	19	47.38	47.38	...	
Lahore, Central Female Jail	2,303	11	...	...	...	...	...	...	...	...	...	...	...	...	...	...	139	6.35	52.96	59.31	
" District	192	2	...	...	...	...	...	...	...	...	...	...	...	...	...	...	21	10.41	98.98	109.37	
Sialkot	449	...	...	...	...	...	...	...	...	...	...	...	...	...	...	...	...	...	...	...	
Dharmisla	144	5	...	...	...	...	...	...	...	...	...	...	...	...	...	...	6	6.95	41.67	...	
Gurdaspur	273	...	...	...	...	...	...	...	...	...	...	...	...	...	...	...	2	32.96	32.96	...	
Gujranwala	492	...	...	...	...	...	...	...	...	...	...	...	...	...	...	...	3	42.68	42.68	...	
Gujrat	291	...	...	...	...	...	...	...	...	...	...	...	...	...	...	...	2	6.87	6.87	...	
Shahpur	283	...	...	...	...	...	...	...	...	...	...	...	...	...	...	...	3	10.69	10.69	...	
Jhelum	266	...	...	...	...	...	...	...	...	...	...	...	...	...	...	...	2	7.81	7.81	...	
Montgomery	506	...	...	...	...	...	...	...	...	...	...	...	...	...	...	...	8	15.81	15.81	...	
Mooltan	721	...	...	...	...	...	...	...	...	...	...	...	...	...	...	...	32	44.38	44.38	...	
Jhang	325	...	...	...	...	...	...	...	...	...	...	...	...	...	...	...	6	18.46	18.46	...	
Dera Ghazi Khan	383	...	...	...	...	...	...	...	...	...	...	...	...	...	...	...	6	15.67	15.67	...	
Dera Ismail Khan	628	...	...	...	...	...	...	...	...	...	...	...	...	...	...	...	15	23.89	23.89	...	
Kohat	139	...	...	...	...	...	...	...	...	...	...	...	...	...	...	...	1	7.19	7.19	...	
Banna	114	...	...	...	...	...	...	...	...	...	...	...	...	...	...	...	16	140.35	140.35	...	
Rawalpindi	837	...	...	...	...	...	...	...	...	...	...	...	...	...	...	...	25	29.87	29.87	...	
Peshawar	578	...	...	...	...	...	...	...	...	...	...	...	...	...	...	...	9	15.57	15.57	...	
	14,347	21	...	108	11																



# JAILS OF THE BENGAL PRESIDENCY, 1875.

## XIII.

DETAIL of the ADMISSIONS and DEATHS of the JAIL POPULATION of each PROVINCE.  
(A Summary of the Annual Returns of the Jails of the Presidency.)

CAUSES OF ADMISSIONS AND DEATHS.	BENGAL PROPER AND ASSAM.		CHOTA NAGPORE, BHAR PROVINCES, BENARES, OUDH AND CAWNPORE.		CENTRAL PROVINCES (EXCLUDING JUBBULPORE AND SAUGOR).		AGRA AND CENTRAL INDIA.		MEERUT AND ROHILKHAND.		PUNJAB.	
	Strength	Admissions	Strength	Admissions	Strength	Admissions	Strength	Admissions	Strength	Admissions	Strength	Admissions
	Deaths	Admitted	Deaths	Admitted	Deaths	Admitted	Deaths	Admitted	Deaths	Admitted	Deaths	Admitted
Smallpox	483	...	239	...	...	...	5	...	1	...	6	...
Measles	1	...	8	...	...	...	10	...	...	...	...	...
Dengue	...	...	...	...	...	...	...	...	...	...	...	...
Typhus Fever	...	...	...	...	...	...	...	...	...	...	...	...
Enteric Fever	3	...	4	2	...	...	...	...	...	...	7	2
Simple Continued Fever	1,095	6	403	3	7	...	35	3	100	26	431	10
Ague	6,775	35	5,128	27	796	4	1,343	...	1,901	11	9,324	51
Remittent Fever	359	41	105	15	47	12	14	6	60	7	391	49
Cholera	251	50	59	26	25	17	5	3	11	8	44	21
Diphtheria	...	...	...	...	...	...	...	...	...	...	4	2
Mumps	6	...	66	...	...	...	...	...	22	...	6	...
Hospital Gangrene	2	1	3	...	2	...	10	...	...	...	3	2
Erysipelas	13	2	36	5	2	...	1	1	3	...	6	6
Pyæmia	...	...	...	...	...	...	12	...	...	...	46	...
Rheumatism, Acute	128	1	...	2	36	...	16	...	39	...	103	1
" Muscular	241	...	89	2	11	...	6	...	15	...	52	1
" Chronic	98	...	104	3	17	...	14	...	9	...	36	...
Gout	...	...	...	...	...	...	...	...	...	...	...	...
Primary Syphilis	131	...	145	1	24	...	43	...	43	...	73	...
Secondary Syphilis	141	1	163	4	16	...	17	...	66	6	110	1
Cancer	4	1	2	1	...	...	1	...	4	1	...	...
True Leprosy	36	3	28	4	5	2	3	...	1	...	1	...
Phthisis Pulmonalis	191	63	84	26	10	5	12	6	25	22	34	12
Other Scrofulous diseases	7	...	14	1	...	...	...	1	1	...	4	...
Diabetes	2	...	4	...	1	1	2	...	...	...	4	...
Purpura	...	...	...	...	...	...	...	...	...	...	...	...
Scurvy	191	5	22	1	28	1	3	...	1	...	15	1
Anæmia	88	7	75	8	1	...	16	...	3	1	18	3
General Dropsy	121	30	23	6	4	1	4	...	7	1	19	2
Encephalitis	3	2	2	2	...	...	...	...	1	...	1	...
Apoplexy, Sanguineous	5	4	9	7	...	...	1	1	2	2	3	1
Stroke	1	1	12	9	...	...	5	1	4	1	26	10
Myelitis	...	...	...	...	...	...	...	...	...	...	...	...
Paraplegia	...	...	15	1	...	...	2	...	...	...	2	...
Other forms of Paralysis	8	...	14	3	1	...	...	...	6	...	7	...
Tetanus	1	...	3	2	...	...	1	1	...	...	1	...
Hydrophobia	1	1	...	...	...	...	...	...	...	...	...	...
Epilepsy	31	1	26	...	6	1	6	1	6	1	17	3
Neuralgia	91	...	32	...	5	...	11	...	7	...	42	...
Mania	69	1	24	...	5	...	1	...	6	1	7	...
Melancholia	1	...	1	...	...	...	...	...	...	...	1	...
Dementia	6	...	1	1	1	...	1	...	1	...	3	1
Conjunctivitis	150	...	206	...	28	...	69	...	67	...	185	...
Iritis	11	...	3	1	1	...	9	...	...	...	...	...
Other Eye diseases	10	...	25	...	2	...	4	...	7	...	36	...
Disease of External Ear and Membrana Tympani	49	...	57	1	5	...	7	...	2	...	44	...
Other diseases of the Ear	...	...	...	...	...	...	1	...	...	...	...	...
Ozena	2	...	1	...	3	...	2	...	1	...	...	...
Epistaxis	16	...	3	...	...	...	4	...	1	...	14	1
Pericarditis	3	2	3	5	...	...	...	...	...	...	2	...
Valve Disease of the Heart	5	3	3	2	1	1	2	1	1	1	7	5
Fatty Degeneration of the Heart	...	...	2	2	...	...	...	...	...	...	...	...
Other diseases of the Heart	2	1	4	...	1	...	...	...	...	...	...	...
Embolism	1	...	2	2	...	...	...	...	...	...	...	...
Aneurism	...	...	...	...	...	...	...	...	1	...	1	1
Phlebitis	5	...	1	...	...	...	...	...	...	...	...	...
Phlegmasia dolens	...	...	2	...	...	...	...	...	...	...	1	...
Varicose Veins	...	...	...	...	...	...	...	...	...	...	...	...
Inflammation of Inguinal Glands	68	...	29	...	5	...	12	...	5	...	22	...
Inflammation of Absorbent Glands not named	21	...	8	1	1	...	3	...	3	...	4	...
Gastric	1	...	1	...	...	...	...	...	...	...	1	...
Adison's disease	...	...	...	...	...	...	...	...	...	...	...	...
Laryngitis	4	1	2	...	...	...	2	...	3	1	1	...
Bronchitis	357	8	321	15	59	1	92	3	118	21	314	7
Asthma	87	1	88	2	2	...	12	2	24	6	36	4
Pneumonia	144	61	114	38	23	10	122	29	92	37	314	97
Pleurisy	47	4	23	3	9	1	22	...	21	1	168	2
Scrophulous	113	3	7	...	2	...	3	...	4	...	7	...
Caries of Teeth	41	...	49	...	13	...	10	...	4	...	31	...
Sorethroat	9	...	5	...	3	...	...	...	...	...	38	...
Tonsillitis	8	...	15	1	...	...	5	...	16	...	37	...
Gastritis	16	1	6	...	...	...	1	...	1	...	8	...
Dyspepsia	167	...	154	...	44	...	38	...	29	...	85	...
Enteritis	1	...	1	1	...	...	2	1	5	...	6	3
Dysentery	2,647	270	1,745	194	190	11	587	50	382	45	1,308	67
Ulceration of Intestines	2	1	2	1	...	...	...	...	...	...	...	...
Obstruction of Intestines	1	1	1	1	...	...	...	...	1	...	2	2
Hernia	6	...	3	...	...	...	2	...	...	...	5	...
Ascariasis	9	...	5	...	...	...	...	...	...	...	4	...
Ternia Solium	3	...	7	...	...	...	1	...	...	...	4	1
Diarrhoea	3,476	81	1,739	94	169	7	131	5	297	19	691	41
Cæcæ	293	...	318	2	43	...	99	1	68	...	321	2
Fistula in Ano	22	...	8	...	1	...	1	...	2	...	6	...



CAUSES OF ADMISSIONS AND DEATHS.	BENGAL PROPER AND ASSAM.		CHOTA NAGPORE, BEHAR PROVINCE, BENARES, OUDH AND CANWATORE.		CENTRAL PROVINCES (EXCLUDING JUD- HPORE AND SAUGOR).		AGRA AND CENTRAL INDIA.		MEERUT AND ROHILCUND.		PUNJAB.	
	Admitted.	Died.	Admitted.	Died.	Admitted.	Died.	Admitted.	Died.	Admitted.	Died.	Admitted.	Died.
Hæmorrhoids	117	...	67	2	4	...	8	...	10	...	68	...
Hepatitis	18	3	21	3	3	...	5	1	2	...	7	...
Simple enlargement of Liver	...	...	1	...	...	...	...	...	...	...	2	1
Cirrhosis of Liver	...	...	1	1	1	1	...	...	...	...	...	...
Fatty Liver	...	...	1	...	...	...	...	...	...	...	...	...
Lardaceous Liver	...	...	...	...	...	...	...	...	...	...	...	...
Jaundice	123	6	65	1	2	...	10	1	6	...	24	2
Gallstones	...	...	...	...	...	...	...	...	...	...	...	...
Hypertrophy of Spleen	270	27	128	21	18	1	12	1	18	...	138	4
Peritonitis	4	4	5	2	2	2	...	...	...	...	4	3
Ascites	27	5	4	3	...	...	1	...	1	...	3	2
Bright's disease	5	...	6	1	1	1	3	...	4	2	11	6
Suppurative Nephritis	2	2	...	...	...	...	...	...	...	...	...	...
Urinary Calculus	...	...	1	...	...	...	...	...	...	...	9	2
Cystitis	5	...	3	...	...	...	1	...	4	...	4	...
Gonorrhœa	44	1	41	...	12	...	3	...	9	...	28	...
Phimosis	13	...	23	...	1	...	4	...	3	...	8	...
Epididymitis	...	...	1	...	1	...	...	...	...	...	...	...
Condyloma	2	...	22	...	...	...	1	...	6	...	8	...
Stricture of Urethra	38	1	21	3	3	...	...	...	2	...	4	1
Hydrocele	65	...	29	...	2	...	2	...	1	...	3	...
Orchitis	38	...	32	1	6	...	4	...	7	...	19	1
Catarrh of Uterus	5	...	1	...	...	...	...	...	...	...	...	...
Menorrhagia	2	...	4	...	1	...	3	...	...	...	...	...
Displacement of Uterus	...	...	2	...	...	...	...	...	...	...	...	...
Abortion	...	...	2	...	...	...	...	...	...	...	...	...
Hæmorrhage during Labor	...	...	...	...	...	...	...	...	...	...	1	...
Metro-peritonitis	1	...	3	1	...	...	...	...	...	...	2	1
Ostitis	10	...	10	2	1	...	4	...	6	...	12	...
Acute Synovitis	10	1	12	...	2	1	...	2	...	...	6	...
Disease of Cartilage and bone of joints	2	...	1	...	...	...	...	...	...	...	...	...
Contraction of Tendons	...	...	...	...	...	...	...	...	...	...	5	...
Abscess	614	1	1,975	3	165	1	265	1	283	...	924	1
Ulcer	553	2	709	1	382	6	233	...	176	2	744	1
Boil	214	...	206	...	20	...	61	...	22	...	184	...
Elephantiasis	7	...	2	...	...	...	...	...	...	...	...	...
Warts	...	...	...	...	1	...	...	...	...	...	...	...
Filaria Medinensis	1	...	4	...	13	...	26	...	7	...	83	...
Tinea Tonsurans	2	...	5	...	...	...	2	...	1	...	3	...
Scabies	217	...	81	...	77	...	57	...	8	...	104	...
Other Skin Diseases	73	...	115	...	13	...	26	...	26	...	97	...
Non-malignant Tumours	5	...	5	...	1	...	...	...	1	...	4	...
Old Age	6	4	37	12	1	...	9	2	73	23	71	5
Debility	509	39	194	30	43	9	49	5	88	10	29	...
Natural Labor	9	...	25	...	1	...	5	...	...	...	5	...
Poisoning by Arsenic	...	...	1	...	...	...	...	...	...	...	...	...
"  Mercury	...	...	...	...	...	...	...	...	...	...	...	...
"  Opium	2	...	...	...	...	...	...	...	...	...	2	...
"  Indian Hemp	...	...	...	...	...	...	...	...	...	...	...	...
"  Alcohol	...	...	1	...	...	...	1	...	...	...	...	...
"  Datura, Stramonium	...	...	...	...	...	...	...	...	...	...	...	...
Snake-bite	1	1	6	2	1	...	...	...	...	...	5	1
Stinging Insects	2	...	3	...	1	...	...	...	...	...	2	...
Injuries Self-inflicted { Gunshot	...	...	...	...	...	...	...	...	...	...	...	...
Other	16	4	3	...	...	...	...	...	4	1	1	...
Burns and Scalds	51	...	55	...	7	...	10	...	9	...	13	...
Lightning Stroke	...	1	...	...	...	...	...	...	...	...	...	...
Multiple Injury	2	...	4	...	...	...	...	...	3	...	5	11
Drowning	...	...	...	...	...	...	...	...	...	...	...	...
Privation	...	...	3	...	...	...	...	...	...	...	...	...
Concussion of brain	2	1	...	...	...	...	...	...	1	...	...	...
Rupture of Spleen	1	...	...	...	...	...	...	...	2	2	...	...
Contusion	296	...	379	1	74	...	109	...	102	1	375	...
Sprain	37	...	31	...	4	...	8	...	7	...	17	...
Fracture	31	1	139	4	5	...	20	...	73	3	63	6
Dislocation	4	...	8	...	...	...	3	...	...	...	7	...
Punishment	10	...	55	...	1	...	4	...	18	...	3	...
Other Injuries	383	1	458	3	39	...	24	...	52	1	86	1
Causes not known and all other Causes	205	...	10	...	1	1	2	1	1	...	5	...
<b>TOTAL</b>	<b>22,346</b>	<b>843</b>	<b>16,370</b>	<b>625</b>	<b>2,547</b>	<b>88</b>	<b>3,734</b>	<b>128</b>	<b>4,174</b>	<b>264</b>	<b>17,710</b>	<b>435</b>

# JAILS OF THE BENGAL PRESIDENCY, 1875.

## XIV.

*SICKNESS and MORTALITY among NATIVE PRISONERS in the JAILS of the several PROVINCES under separate ADMINISTRATION, including both sexes, all ages and all classes.*

	Average Daily Number of Prisoners.	Admissions.	Average Daily Number of Sick.	Deaths.	CAUSES OF DEATH.						
					Cholera.	Diarrhoea and Dysentery.	Phthisis Pulmonalis.	Bronchitis, Pleurisy and Pneumonia.	All other causes.		
					ACTUAL NUMBERS.						
Lower Provinces ...	20,166	24,959	798	1,016	97	478	63	83	295		
North-West Provinces	23,647	14,571	599	635	14	213	34	122	252		
Punjab ...	14,347	17,704	516	455	21	108	12	112	202		
Oudh ...	8,148	4,436	128	116	7	36	17	12	44		
Central Provinces ...	3,546	3,501	146	118	17	26	5	24	46		
Assam ...	1,129	1,516	44	60	12	21	2	5	20		
TOTAL OF 1875	70,983	66,687	2,231	2,400	168	882	133	358	859		
AVERAGE OF 5 YEARS, 1870—74	63,574	63,749	2,000	2,589	180	1,083	139	348	839		
RATIOS PER 1,000 OF AVERAGE DAILY NUMBER OF PRISONERS.											
Lower Provinces ...	...	1,238	40	50	5	24	3	4	15		
North-West Provinces	...	616	25	27	1	9	1	5	11		
Punjab ...	...	1,234	36	32	1	8	1	8	14		
Oudh ...	...	544	16	14	1	4	2	1	5		
Central Provinces ...	...	987	41	33	5	7	1	7	13		
Assam	...	1,343	39	53	11	19	2	4	18		
TOTAL OF 1875	...	939	31	34	2	12	2	5	12		
AVERAGE OF 5 YEARS, 1870—74	...	1,003	31	41	3	17	2	5	13		

Decimals have been omitted in the ratios, fractions less than .5 being omitted, and those over entered as 1.  
The totals of this Statement differ from those of Statement I by exclusion of the Jails of Sehor and Ajmir.



# GENERAL SUMMARY FOR 1875.

DETAIL of the CAUSES of the ADMISSIONS and DEATHS of the EUROPEAN ARMY of INDIA, and of the NATIVE ARMY and JAIL POPULATION of the BENGAL PRESIDENCY.

CAUSES OF ADMISSIONS AND DEATHS.	ADMITTED INTO HOSPITAL AND DIED IN AND OUT OF HOSPITAL.											
	ARMY OF BENGAL.		ARMY OF MADRAS.		ARMY OF BOMBAY.		ARMY OF INDIA.		NATIVE ARMY OF BENGAL.		JAIL POPULATION OF BENGAL.	
	Strength	...	Strength	...	Strength	...	Strength	...	Strength	...	Strength	...
	Admitted	Died	Admitted	Died	Admitted	Died	Admitted	Died	Admitted	Died	Admitted	Died
Smallpox	11	1	5	...	5	1	21	2	64	9	734	...
Measles	29	...	11	...	1	...	41	...	98	2	19	...
Dengue	43	...	...	...	...	...	43	...	...	...	...	...
Typhus Fever	...	...	...	...	...	...	...	...	...	...	...	...
Enteric Fever	106	59	23	7	42	19	171	84	11	4	14	...
Simple Continued Fever	4,866	16	1,313	2	1,062	4	7,251	22	171	4	2,069	48
Ague	12,568	25	892	...	4,288	8	17,638	1	33,215	69	25,987	128
Remittent Fever	1,106	...	38	2	321	...	1,465	38	533	28	946	111
Cholera	207	136	6	4	80	54	293	194	147	76	386	168
Diphtheria	2	...	...	...	...	...	...	...	...	...	...	...
Mumps	6	...	3	...	6	...	15	...	124	...	130	...
Hospital Gangrene	1	...	...	...	...	...	1	...	1	...	14	...
Erysipelas	116	3	5	...	16	4	137	7	23	2	112	12
Pyæmia	1	...	1	1	...	...	2	...	...	...	...	...
Rheumatism, Acute	435	...	46	...	149	...	621	...	383	...	438	4
" Muscular	925	...	168	...	163	...	1,254	...	1,052	...	414	3
" Chronic	827	...	129	...	157	...	1,113	...	1,122	2	278	3
Gout	8	...	1	...	3	...	12	...	7	...	...	...
Primary Syphilis	2,696	...	798	...	592	...	3,984	...	796	...	459	1
Secondary Syphilis	787	2	428	5	273	1	1,488	8	378	5	503	12
Cancer	3	2	4	...	3	2	10	4	3	2	11	3
True Leprosy	...	...	...	...	...	...	...	...	25	...	74	9
Phthisis Pulmonalis	303	46	107	14	72	13	482	73	136	37	356	134
Other Scrofulous diseases	7	7	14	...	6	...	27	7	11	4	28	2
Diabetes	1	1	2	...	...	...	3	1	2	...	13	1
Purpura	7	3	3	...	2	1	12	4	2	...	...	...
Scurvy	2	1	...	...	3	...	5	1	102	4	209	8
Anæmia	121	...	30	...	53	...	204	...	97	13	201	19
General Dropsy	7	...	1	...	3	...	11	...	2	1	178	49
Encephalitis	20	12	8	3	13	...	41	22	5	2	7	4
Apoplexy, Sanguineous	14	9	4	1	4	2	22	12	14	4	29	16
Stroke	135	62	18	7	64	20	215	89	18	10	48	22
Myelitis	...	...	...	...	...	...	...	...	1	...	...	...
Paraplegia	3	...	...	...	2	...	5	...	7	1	9	1
Other forms of Paralysis	28	...	9	...	9	...	46	...	29	1	36	3
Tetanus	1	3	1	1	...	...	4	4	...	...	1	3
Hydrophobia	3	1	1	1	...	...	2	2	...	...	1	1
Epilepsy	132	1	13	1	24	1	109	3	14	...	92	7
Neuralgia	382	...	86	...	66	...	624	...	433	...	191	...
Mania	21	...	1	...	3	...	25	...	21	1	116	2
Melancholia	29	...	8	...	2	...	39	...	6	...	3	...
Dementia	31	...	2	...	7	...	49	...	1	...	13	2
Conjunctivitis	687	...	183	...	224	...	1,034	...	1,038	...	705	...
Iritis	23	...	2	...	11	...	36	...	15	...	24	1
Other diseases of the Eye	74	...	13	...	36	...	123	...	154	...	84	...
Diseases of external Ear and Membrana Tympani	242	...	66	...	77	...	385	...	311	...	164	1
Organic disease of internal Ear	4	...	...	...	...	...	4	...	...	...	...	...
Other diseases of the Ear	30	...	8	...	16	...	54	...	24	...	1	...
Ozæna	7	...	...	...	1	...	8	...	...	...	9	...
Epistaxis	15	...	...	...	4	...	19	...	12	...	38	...
Pericarditis	10	1	2	...	2	...	14	1	4	1	8	6
Valve Disease of the Heart	176	7	43	5	35	4	254	16	9	3	19	13
Fibrous concretions in the Heart	...	...	...	...	...	...	...	...	1	4	...	...
Fatty Degeneration of the Heart	3	3	1	3	...	1	4	7	1	1	3	3
Other diseases of the Heart	589	2	141	1	136	...	876	3	13	3	7	1
Embolism	...	...	...	...	...	...	...	...	...	...	2	2
Aneurism	40	18	23	13	4	4	67	35	4	1	3	1
Phlebitis	2	1	...	...	1	...	3	1	1	...	6	...
Phlegmasia dolens	...	...	...	...	...	...	...	...	...	...	2	...
Varicose veins	38	...	4	...	14	...	56	...	14	...	1	...
Inflammation of Inguinal Glands	539	...	268	...	236	...	1,083	...	234	...	141	...
Inflammation of Absorbent Glands not named	41	...	9	...	14	...	64	...	18	...	49	1
Goitre	3	...	...	...	...	...	3	...	91	...	3	...
Addison's disease	1	1	...	...	...	...	1	1	...	...	...	...
Laryngitis	36	...	...	...	5	...	41	1	26	...	12	2
Bronchitis	1,954	2	393	1	411	2	2,755	5	1,901	20	1,252	45
Asthma	20	1	14	...	21	...	55	1	107	...	249	16
Pneumonia	215	28	14	...	35	6	264	34	745	214	809	272
Pleurisy	74	4	16	1	25	...	114	5	191	11	208	11
Stomatitis	28	...	5	...	10	1	43	2	64	1	139	3
Caries of Teeth	65	...	39	...	34	...	138	...	184	...	139	...
Sorethroat	106	1	20	...	12	...	138	1	66	...	55	...
Tonsillitis	659	2	60	...	211	...	930	2	141	...	81	1
Gastritis	7	...	3	...	5	...	15	...	15	1	32	1
Dyspepsia	1,417	...	764	...	511	...	2,692	...	625	...	517	...
Enteritis	6	3	3	...	5	...	14	4	11	3	15	5
Dysentery	1,031	26	753	16	338	9	2,122	51	3,704	44	6,837	637
Ulceration of Intestines	4	...	1	1	...	...	5	1	2	2	4	2
Obstruction of Intestines	3	3	...	...	1	...	4	3	5	5	5	4
Hernia	59	...	12	...	6	...	77	...	19	...	16	...
Ascariæ	2	...	2	...	...	...	4	...	9	...	18	...
Tænia Solium	144	...	64	...	38	...	246	...	10	...	15	1
Diarrhœa	2,298	3	577	1	733	4	3,098	8	1,915	37	6,964	217
Colic	222	...	49	...	106	...	387	...	988	...	1,142	5
Fistula in Ano	27	...	10	...	8	...	45	...	29	...	40	...
Hæmorrhoids	339	...	85	...	65	...	451	...	111	...	274	2
Hepatitis	1,399	55	727	35	421	18	2,448	108	73	5	56	7
Simple enlargement of Liver	147	...	58	...	18	...	223	...	23	...	3	1
Cirrhosis of Liver	8	7	3	2	1	1	12	10	...	...	2	2
Fatty Liver	3	2	...	...	...	...	3	2	...	...	1	1
Lardaceous Liver	...	...	1	1	...	...	1	1	...	...	...	...



**DETAIL of the CAUSES of the ADMISSIONS and DEATHS of the EUROPEAN ARMY of INDIA, and of the NATIVE ARMY and JAIL POPULATION of the BENGAL PRESIDENCY,—continued.**

CAUSES OF ADMISSIONS AND DEATHS.	ADMITTED INTO HOSPITAL AND DIED IN AND OUT OF HOSPITAL.											
	ARMY OF BENGAL		ARMY OF MADRAS.		ARMY OF BOMBAY.		ARMY OF INDIA.		NATIVE ARMY OF BENGAL.		JAIL POPULATION OF BENGAL.	
	Admitted.	Died.	Admitted.	Died.	Admitted.	Died.	Admitted.	Died.	Admitted.	Died.	Admitted.	Died.
Jaundice	150	...	33	1	26	...	209	1	55	1	236	10
Gallstones	...	...	...	...	...	...	...	...	5	...	...	...
Hypertrophy of Spleen	339	6	8	...	84	...	431	6	613	28	584	54
Peritonitis	7	2	...	...	2	1	9	3	4	3	15	11
Ascites	2	...	...	...	1	...	3	...	2	1	36	10
Bright's disease	51	9	5	1	17	1	73	11	19	...	30	10
Suppurative Nephritis	...	...	...	...	...	...	...	...	...	...	2	2
Urinary Calculus	...	...	...	...	...	...	...	...	12	...	10	2
Cystitis	48	...	12	...	8	...	68	...	25	...	17	...
Gonorrhoea	3,559	...	887	...	787	...	5,233	...	433	...	137	1
Phimosis	43	...	9	...	17	...	69	...	19	...	52	...
Epididymitis	252	...	43	...	68	...	373	...	40	...	2	...
Condyloma	45	...	11	...	17	...	73	...	4	...	39	...
Stricture of Urethra	137	1	54	...	69	...	250	1	23	...	68	5
Hydrocele	34	...	26	...	17	...	77	...	30	...	102	...
Orchitis	301	...	129	...	68	...	498	...	106	...	106	2
Catarrh of Uterus	...	...	...	...	...	...	...	...	...	...	6	...
Menorrhagia	...	...	...	...	...	...	...	...	...	...	10	...
Displacement of Uterus	...	...	...	...	...	...	...	...	...	...	2	...
Abortion	...	...	...	...	...	...	...	...	...	...	2	...
Hæmorrhage during Labor	...	...	...	...	...	...	...	...	...	...	1	...
Metro-peritonitis	...	...	...	...	...	...	...	...	...	...	6	2
Otitis	67	4	13	...	25	1	105	5	52	1	43	2
Acute Synovitis	93	...	15	...	19	...	127	...	82	...	32	2
Disease of Cartilage and bone of joints	4	...	1	...	...	...	5	...	...	...	3	1
Contraction of Tendons	3	...	4	...	3	...	10	...	3	...	5	...
Abscess	602	...	192	...	216	...	1,010	...	1,510	1	3,326	7
Ulcer	876	...	287	...	327	...	1,490	...	1,630	1	2,857	12
Boil	760	...	199	...	217	...	1,176	...	1,878	...	709	...
Elephantiasis	...	...	...	...	...	...	...	...	1	...	9	...
Warts	110	...	16	...	36	...	162	...	4	...	1	...
Filaria Medinensis	1	...	1	...	9	...	11	...	240	...	134	...
Tinea Tonsurans	80	...	37	...	9	...	126	...	57	...	13	...
Scabies	66	...	39	...	14	...	109	...	369	...	546	...
Other Skin Diseases	389	...	110	...	110	...	609	...	613	...	449	...
Non-malignant Tumours	38	...	10	...	6	1	54	1	26	...	16	...
Old Age	...	...	...	...	...	...	...	...	...	...	126	40
Debility	756	1	203	...	316	...	1,365	1	1,106	9	854	98
Natural Labor	...	...	...	...	...	...	...	...	...	...	6	...
Poisoning by Arsenic	...	...	...	...	...	...	...	...	1	1	...	...
" Mercury	...	...	...	...	...	...	...	...	16	...	...	...
" Opium	...	...	...	...	...	...	...	...	2	2	4	...
" Indian Hemp	...	...	...	...	...	...	...	...	15	...	...	...
" Alcohol	116	10	63	6	80	6	268	22	4	1	2	...
" Datura, Stra- monium	...	...	...	...	...	...	...	...	2	...	2	...
" Marking Nut	...	...	...	...	...	...	...	...	2	...	...	...
Snake-bite	1	...	1	1	...	...	2	1	11	1	12	4
Stinging insects	31	...	...	...	3	...	34	...	90	...	8	...
INJURIES.												
Self-inflicted—Gun shot	...	14	1	2	...	3	1	19	...	3	...	5
" Others	4	3	2	6	1	...	7	9	...	...	24	...
Burns and Scalds	47	...	11	...	8	...	66	...	154	...	145	...
Lightning Struck	...	...	...	...	...	...	...	...	...	...	...	1
Multiple Injury	2	1	1	...	1	1	4	2	3	...	14	11
Drowning	...	19	...	12	...	5	...	35	...	7	...	...
Privation	...	...	...	...	...	...	...	...	...	...	3	...
Concussion of Brain	6	...	3	...	...	...	9	...	7	1	3	1
Fracture of base of Skull	1	...	1	...	...	...	2	...	1	1	...	...
Rupture of Spleen	...	...	...	...	...	...	...	...	...	...	3	3
Rupture of other abdominal viscera	...	...	1	...	...	...	1	...	1	...	...	...
Contusion	1,465	...	427	...	503	...	2,395	...	2,842	...	1,265	2
Sprain	1,050	...	261	...	285	...	1,596	...	529	...	104	...
Fracture	154	...	55	...	47	...	256	...	126	6	321	14
Dislocation	35	...	14	...	9	...	58	...	34	...	22	...
Footsore	140	...	25	...	64	...	229	...	2,537	...	...	...
Punishment	...	...	...	...	...	...	...	...	...	...	91	...
Other Injuries	588	12	219	5	210	4	1,017	21	909	20	1,033	6
Causes not known and all other Causes	112	...	33	...	23	...	167	...	69	11	224	2
TOTAL	51,198	645	12,063	164	14,947	213	78,308	1,022	60,044	768	67,181	2,403

NOTE.—a Includes one death among the Chunar Invalids not shown in (European) Table L.  
 b Does not include 2 deaths by execution shown in Table XVI (Native).



EUROPEAN TROOPS, 1876.

EUROPEAN PROOF, 1870



# EUROPEAN TROOPS, 1876.

## I.

TABLE showing the SICKNESS and MORTALITY among the EUROPEAN TROOPS composing the ARMY of INDIA during the Year 1876, and the prevalence of the principal Diseases in each Month of the Year.

MONTHS.	Average Strength.	Average Number Daily Sick.	Number Daily Sick per 1,000 of Strength.	Number of Deaths.	Died per 1,000 of Strength.	CAUSES OF DEATHS IN HOSPITAL.																	Died out of Hospital.	Suicidal Deaths.					
						Cholera.	Smallpox.	Enteric Fever.	Fever, Intermittent.	Fever, Remittent.	Fever, Continued.	Apoplexy.	Delirium Tremens.	Dysentery.	Diarrhea.	Hepatitis.	Spleen Disease.	Respiratory Diseases.	Heart Disease.	Phthisis Pulmonalis.	Dropsy.	Scurvy.			Atrophy and Anæmia.	Wounds and Accidents.	All other Causes.		
January	57,509	2,891	50.3	46	97	1	...	8	...	1	...	...	2	4	...	6	...	10	4	7	...	...	1	...	6	4	...		
February	58,107	2,978	51.3	47	81	...	...	7	...	1	...	...	...	1	...	6	...	6	5	5	...	...	...	...	4	9	...		
March	57,805	2,832	49.0	61	105	3	...	1	...	...	1	1	...	12	...	11	...	4	11	11	...	...	...	...	4	3	...		
April	58,667	2,945	50.2	66	113	15	...	5	...	...	...	11	...	1	1	9	...	...	2	2	3	...	...	1	11	4	...		
May	58,106	3,147	54.1	69	119	8	...	13	...	...	2	12	...	3	...	...	...	1	...	5	...	...	...	...	...	...	...		
June	58,038	3,398	57.9	79	136	8	...	8	...	1	...	25	...	5	...	6	...	...	4	5	5	...	...	...	1	4	...		
July	57,837	3,373	58.3	92	159	20	...	3	1	2	1	...	...	...	...	3	...	...	4	4	5	...	...	...	...	...	...		
August	57,743	3,445	59.6	115	199	30	...	18	...	4	...	...	...	6	...	14	1	3	3	6	...	...	...	1	8	6	...		
September	57,584	3,774	65.5	91	158	29	...	20	...	5	4	4	...	12	1	5	...	3	3	1	...	...	...	...	7	3	...		
October	57,688	3,809	66.0	102	177	29	...	11	...	3	2	3	...	9	1	8	...	1	6	4	...	...	...	1	18	3	...		
November	57,003	3,553	61.7	49	85	...	...	6	1	...	...	...	1	...	8	9	...	3	6	7	...	...	...	...	3	1	...		
December	57,301	3,213	55.8	59	102	...	...	5	...	...	...	1	1	...	9	...	13	...	3	5	4	...	...	1	1	4	...		
						134	...	105	2	21	11	94	6	67	3	97	1	38	61	62	...	...	6	7	85	56	30		
Died per 1,000 of the Average Strength.																													
For the year	57,858	3,277	56.6	886	15.32	2.32	...	1.82	...	...	...	1.63	1.10	1.16	.95	1.68	.92	.96	1.05	1.07	...	...	...	...	1.10	1.12	1.46	.97	.52

CAUSES OF ADMISSIONS.	NUMBER OF ADMISSIONS INTO HOSPITAL IN EACH MONTH.												Total Admitted during the Year.	Admitted per 1,000 of Strength.	Died out of each hundred cases treated.
	Jan.	Feb.	March.	April.	May.	June.	July.	Aug.	Sept.	Oct.	Nov.	Dec.			
Dysentery	...	...	...	...	5	37	5	...	186	345	79	18	675	11.7	...
Cholera	...	2	...	4	39	9	19	24	45	29	45	...	292	5.5	66.31
Smallpox	...	...	3	3	3	5	2	1	...	...	...	4	22	...	...
Enteric Fever	...	25	12	11	15	41	20	19	28	40	25	12	264	4.6	39.77
Fever, Intermittent	1,928	1,685	794	746	1,279	1,277	1,384	2,672	2,584	3,596	2,232	1,458	19,385	335.0	...
" Remittent	21	25	35	47	74	56	52	76	167	201	94	52	812	1.45	...
" Continued	291	290	265	500	1,012	817	776	893	1,013	627	512	343	7,572	...	38
Apoplexy	...	2	6	7	19	27	84	69	13	8	10	3	249	4.3	37.75
Delirium Tremens	...	17	13	11	14	18	15	15	26	17	20	9	189	3.3	31.7
Dysentery	109	116	93	137	163	137	163	260	217	218	161	157	1,962	33.9	34.1
Diarrhea	109	171	155	238	260	219	259	517	310	238	203	201	2,920	50.5	...
Hepatitis	161	211	182	189	280	258	254	293	275	391	248	193	2,845	49.1	34.1
Spleen Disease	18	23	22	19	38	25	38	29	24	44	29	25	334	5.8	...
Respiratory Diseases	481	509	352	363	419	264	287	308	207	310	267	391	4,187	72.4	...
Phthisis Pulmonalis	29	33	22	33	40	32	37	48	40	63	48	46	468	8.1	13.25
Scurvy	...	2	1	...	4	1	1	2	...	1	...	2	14	...	...
Rheumatism	209	314	254	301	307	265	295	326	248	273	219	226	3,298	57.0	...
Veneral Diseases	1,038	1,319	1,066	1,022	1,111	789	771	883	625	800	741	754	10,989	189.9	...
Eye Diseases	62	69	60	99	102	74	62	128	89	110	76	66	1,006	17.4	...
Abscess and Ulcer	344	441	370	394	439	476	454	510	375	398	302	394	4,807	83.1	...
Wounds and Accidents	413	587	481	455	497	429	371	494	419	498	426	569	5,639	97.5	...
All other Causes	577	824	771	825	1,102	941	984	1,229	1,002	1,073	834	735	10,897	188.3	...
	4,947	6,067	4,908	5,449	7,232	6,178	6,321	8,181	7,815	9,515	6,555	6,575	78,773		
Admitted per 1,000 of the Average Strength in each Month.															
	86.0	104.9	84.9	92.9	124.4	106.4	109.3	141.6	135.7	164.9	113.8	96.8	1361.5		



# EUROPEAN TROOPS, 1876.

## II.

TABLE showing the SICKNESS and MORTALITY among the EUROPEAN TROOPS composing the ARMY of the BENGAL PRESIDENCY during the Year 1876, and the prevalence of the principal Diseases in each Month of the Year.

MONTHS.	Average Strength.	Average Number Daily Sick.	Number Daily Sick per 1,000 of Strength.	Number of Deaths.	Died per 1,000 of Strength.	CAUSES OF DEATHS IN HOSPITAL.																					
						Cholera.	Smallpox.	Enteric Fever.	Fever, Intermittent.	Fever, Remittent.	Fever, Continued.	Apoplexy.	Delirium Tremens.	Dysentery.	Diarrhoea.	Hepatitis.	Spleen Disease.	Respiratory Diseases.	Heart Diseases.	Phthisis Pulmonalis.	Dropsy.	Scurvy.	Atrophy and Anæmia.	Wounds and Accidents.	All other Causes.	Died out of Hospital.	Suicidal Deaths.
January	36,597	1,874	51.2	37	1.01	...	...	6	...	1	...	...	1	4	...	1	...	2	4	4	...	...	1	...	6	1	1
February	36,783	1,915	52.1	29	.79	...	...	4	...	1	...	...	...	...	...	4	...	6	3	3	...	...	...	...	4	2	...
March	36,672	1,831	49.9	26	.68	...	...	3	...	...	...	...	...	...	...	1	...	1	4	...	...	...	...	1	4	2	...
April	37,110	1,866	50.8	34	.92	...	...	6	...	...	...	...	...	1	1	3	...	...	1	4	...	...	...	...	6	4	...
May	36,638	2,060	56.2	45	1.23	...	...	9	...	...	1	6	...	2	3	...	...	...	5	3	...	...	...	...	4	2	...
June	36,615	2,166	59.2	48	1.31	...	...	6	...	1	...	...	1	3	...	5	...	...	1	2	...	...	...	...	2	4	...
July	36,516	2,167	59.3	70	1.92	...	...	3	1	2	...	25	1	4	...	1	...	...	1	4	...	...	...	...	4	1	...
August	36,413	2,193	60.2	85	2.33	...	...	12	...	1	...	7	...	3	...	7	1	...	5	5	...	...	...	...	7	2	...
September	36,274	2,454	67.8	61	1.68	...	...	8	...	4	4	3	...	6	1	3	...	3	3	2	1	...	...	...	5	1	...
October	36,488	2,533	69.4	72	1.97	...	...	6	...	3	2	...	...	5	1	5	...	...	4	1	...	...	...	1	10	3	...
November	36,278	2,295	63.3	31	.91	...	...	3	1	2	...	...	1	5	...	5	...	...	3	5	...	...	...	...	3	1	...
December	36,600	2,043	55.8	36	.98	...	...	3	...	2	...	1	...	4	...	8	...	...	3	3	...	...	...	1	2	6	1
						115	...	64	2	17	7	65	4	38	3	52	1	29	37	41	...	...	5	5	57	24	20
Died per 1,000 of the Average Strength.																											
For the year	36,582	2,122	58.0	586	1.602	3.14	...	1.75	...	.71	1.77	.11	1.04	.08	1.42	.03	.79	1.01	1.12	...	...	.11	.14	1.56	.66	.53	

CAUSES OF ADMISSIONS.	NUMBER OF ADMISSIONS INTO HOSPITAL IN EACH MONTH.												Total Admitted during the Year.	Admitted per 1,000 of Strength.	Died out of each hundred cases treated.
	Jan.	Feb.	March.	April.	May.	June.	July.	Aug.	Sept.	Oct.	Nov.	Dec.			
Dengue	...	...	...	...	5	37	5	...	186	345	75	16	609	18.3	...
Cholera	...	...	4	10	5	8	23	42	27	44	...	...	163	4.5	70.55
Smallpox	...	...	...	...	3	2	...	1	...	...	...	...	6	...	...
Enteric Fever	20	9	9	11	30	17	15	15	14	12	7	12	171	4.7	37.43
Fever, Intermittent	763	763	483	504	980	937	945	1,585	2,122	2,829	1,637	1,034	14,572	398.3	...
" Remittent	17	19	26	38	63	51	43	53	90	182	83	44	718	...	...
" Continued	134	178	143	314	690	525	666	657	717	621	367	171	5,113	159.4	41
Apoplexy	7	2	5	9	8	57	59	12	6	6	3	...	167	4.6	38.92
Delirium Tremens	7	7	5	5	11	8	8	10	7	8	7	7	90	2.5	4.44
Dysentery	75	45	48	83	87	63	55	159	120	112	88	60	975	26.7	3.90
Diarrhoea	102	89	100	131	152	117	130	337	203	164	136	112	1,773	48.5	1.17
Hepatitis	71	122	110	109	155	158	152	193	174	194	138	119	1,695	46.3	3.07
Spleen Disease	16	19	17	14	28	16	34	25	20	36	25	21	270	7.4	3.7
Respiratory Diseases	355	355	259	261	308	176	191	216	145	229	184	297	2,976	81.3	97
Phthisis Pulmonalis	16	18	13	21	25	19	25	30	27	46	35	28	393	8.3	13.53
Scurvy	...	1	1	...	3	1	...	1	...	1	...	2	10	...	...
Rheumatism	181	236	187	205	210	192	216	227	169	194	185	177	2,379	65.0	...
Veneral Diseases	669	911	755	671	729	482	476	540	374	836	473	539	7,123	194.7	...
Eye Diseases	44	45	39	65	68	47	32	79	65	66	45	36	631	17.1	...
Abscess and Ulcer	209	259	212	202	215	294	290	325	240	220	177	189	2,821	77.2	45
Wounds and Accidents	233	372	332	299	310	262	225	306	259	316	300	396	3,600	98.4	...
All other Causes	332	467	460	454	607	615	625	747	616	661	491	432	6,576	179.7	...
	3,231	3,908	3,197	3,406	4,543	4,084	4,145	5,540	5,590	6,822	4,446	3,692	52,804		
Admitted per 1,000 of the Average Strength in each Month.															
	88.3	106.3	87.2	91.8	129.5	111.5	113.5	152.1	154.1	186.9	122.6	109.9	146.4		



# EUROPEAN TROOPS, 1876.

## III.

TABLE showing the SICKNESS and MORTALITY among the EUROPEAN TROOPS composing the ARMY of the MADRAS PRESIDENCY during the Year 1876, and the prevalence of the principal Diseases in each Month of the Year.

MONTHS.	Average Strength.	Average Number Daily Sick.	Number Daily Sick per 1,000 of Strength.	Number of Deaths.	Died per 1,000 of Strength.	CAUSES OF DEATHS IN HOSPITAL.																	Died out of Hospital.	Suicidal Deaths.				
						Cholera.	Smallpox.	Enteric Fever.	Fever, Intermittent.	Fever, Remittent.	Fever, Continued.	Apoplexy.	Delirium Tremens.	Dysentery.	Diarrhoea.	Hepatitis.	Spleen Disease.	Respiratory Diseases.	Heart Diseases.	Phthisis Pulmonalis.	Dropsy.	Scurvy.			Atrophy and Anæmia.	Wounds and Accidents.	All other Causes.	
January	10,616	561	52.9	9	85	1	1	1	1	1	1	1	1	1	1	1	1	1	1	1	1	1	1	1	1	1	1	
February	10,736	568	52.9	10	93	1	1	1	1	1	1	1	1	1	1	1	1	1	1	1	1	1	1	1	1	1	1	
March	10,839	518	47.8	11	101	1	1	1	1	1	1	1	1	1	1	1	1	1	1	1	1	1	1	1	1	1	1	
April	11,333	563	49.7	19	168	1	1	1	1	1	1	1	1	1	1	1	1	1	1	1	1	1	1	1	1	1	1	
May	11,245	563	50.1	17	151	1	1	1	1	1	1	1	1	1	1	1	1	1	1	1	1	1	1	1	1	1	1	
June	11,214	589	52.5	22	196	1	1	1	1	1	1	1	1	1	1	1	1	1	1	1	1	1	1	1	1	1	1	
July	11,112	636	57.2	13	117	1	1	1	1	1	1	1	1	1	1	1	1	1	1	1	1	1	1	1	1	1	1	
August	11,179	679	60.8	29	179	1	1	1	1	1	1	1	1	1	1	1	1	1	1	1	1	1	1	1	1	1	1	
September	11,166	708	63.4	17	132	1	1	1	1	1	1	1	1	1	1	1	1	1	1	1	1	1	1	1	1	1	1	
October	11,160	657	58.9	16	143	1	1	1	1	1	1	1	1	1	1	1	1	1	1	1	1	1	1	1	1	1	1	
November	11,108	661	59.5	8	72	1	1	1	1	1	1	1	1	1	1	1	1	1	1	1	1	1	1	1	1	1	1	
December	10,714	658	58.6	12	112	1	1	1	1	1	1	1	1	1	1	1	1	1	1	1	1	1	1	1	1	1	1	
						17	22	1	4	21	2	19	32	1	14	11	1	1	1	1	1	1	1	1	1	1	1	
Died per 1,000 of the Average Strength.																												
For the year	11,034	611	55.4	174	1577	154	199	46	190	18	172	200	80	127	100	99	18	172	127	96								

CAUSES OF ADMISSIONS.	NUMBER OF ADMISSIONS INTO HOSPITAL IN EACH MONTH.												Total Admitted during the Year.	Admitted per 1,000 of Strength.	Died out of each hundred cases treated.
	Jan.	Feb.	March.	April.	May.	June.	July.	Aug.	Sept.	Oct.	Nov.	Dec.			
	1	1	1	1	1	1	1	1	1	1	1	1			
Dengue	2	3	...	29	3	2	...	1	2	1	4	2	6	5	...
Cholera	...	...	...	...	...	...	...	...	...	...	...	...	31	31	5000
Smallpox	...	...	...	...	...	...	...	...	...	...	...	...	2	2	...
Enteric Fever	5	1	1	...	4	...	4	11	14	6	1	2	49	44	4199
Fever, Intermittent	29	55	19	18	28	69	89	87	59	59	61	31	595	53.9	...
Fever, Remittent	2	1	3	1	1	3	5	4	4	5	2	1	32	31	...
" Continued	61	87	83	107	189	197	137	163	171	206	105	75	1,581	146.2	31
Apoplexy	1	2	1	5	16	20	...	1	2	1	...	...	49	44	4286
Delirium Tremens	8	2	4	4	3	2	...	7	8	6	...	3	51	46	392
Dysentery	47	48	34	34	57	63	79	82	62	75	53	71	705	63.9	270
Diarrhoea	19	39	35	87	74	69	78	87	62	37	41	49	608	60.5	...
Hepatitis	52	53	38	39	65	56	71	61	69	66	74	54	698	63.3	315
Spleen Disease	...	1	1	...	1	1	1	2	1	4	2	3	17	1.5	...
Respiratory Diseases	68	80	46	66	57	39	64	64	33	62	45	42	695	69.4	15
Phthisis Pulmonalis	6	9	4	9	4	10	9	14	4	10	6	16	101	9.2	1089
Scurvy	...	...	...	...	...	...	...	1	...	...	...	...	1	1	...
Rheumatism	30	38	30	40	49	37	45	59	49	47	29	23	476	43.2	...
Veneral Diseases	216	204	205	182	183	154	156	186	129	153	189	118	2,035	184.4	...
Eye Diseases	9	7	6	7	9	7	16	23	13	23	17	19	156	14.1	...
Abscess and Ulcer	74	65	76	85	126	97	81	96	69	94	63	58	1,014	91.9	...
Wounds and Accidents	90	109	75	76	98	99	93	93	84	77	67	90	1,016	91.9	...
All other Causes	138	191	181	219	242	187	203	295	236	237	201	178	2,508	227.3	...
	887	1,017	842	999	1,209	1,094	1,135	1,337	1,062	1,169	929	839	12,480		
Admitted per 1,000 of the Average Strength in each Month.															
	897	947	777	881	1075	975	1021	1197	961	1018	828	783	1131.0		

# EUROPEAN TROOPS, 1876.

## IV.

TABLE showing the SICKNESS and MORTALITY among the EUROPEAN TROOPS composing the ARMY of the BOMBAY PRESIDENCY during the Year 1876, and the prevalence of the principal Diseases in each Month of the Year.

MONTHS.	Average Strength.	Average Number Daily Sick.	Number Daily Sick per 1,000 of Strength.	Number of Deaths.	Died per 1,000 of Strength.	CAUSES OF DEATHS IN HOSPITAL.															Died out of Hospital.	Suicidal Deaths.					
						Cholera.	Smallpox.	Enteric Fever.	Fever, Intermittent.	Fever, Remittent.	Fever, Continued.	Apoplexy.	Delirium Tremens.	Dysentery.	Diarrhoea.	Hepatitis.	Spleen Disease.	Respiratory Diseases.	Heart Diseases.	Phthisis Pulmonalis.			Dropsy.	Scurvy.	Atrophy and Anæmia.	Wounds and Accidents.	All other Causes.
						...	...	...	...	...	...	...	...	...	...	...	...	...	...	...			...	...	...	...	...
January	10,295	459	44.6	10	97	...	...	1	...	...	...	...	...	3	...	2	...	1	...	...	...	...	...	...	3	...	
February	10,588	495	46.8	8	76	...	...	...	...	...	...	...	...	1	...	...	...	...	...	...	...	...	...	...	6	...	
March	10,294	483	46.9	14	136	...	...	1	...	...	...	1	...	...	...	...	...	3	...	...	...	...	...	...	1	...	
April	10,224	496	48.5	13	127	...	...	...	...	...	...	...	...	...	...	...	...	1	...	...	...	...	...	...	...	...	
May	10,223	524	51.3	7	68	1	...	...	...	...	...	...	...	...	...	...	...	...	...	...	...	...	...	...	1	...	
June	10,209	553	54.2	9	88	...	...	1	...	...	...	...	...	1	...	...	...	...	...	...	...	...	...	...	2	...	
July	10,199	570	55.9	9	88	1	...	...	...	...	...	...	...	1	...	...	...	...	...	...	...	...	...	...	...	...	
August	10,180	573	56.3	10	98	...	...	1	...	...	...	...	...	...	...	...	...	...	...	...	...	...	...	...	...	...	
September	10,144	608	59.9	13	128	...	...	5	...	1	...	...	...	3	...	...	...	...	...	...	...	...	...	...	1	...	
October	10,050	619	61.6	14	139	...	...	4	...	...	...	...	...	...	...	...	...	...	...	...	...	...	...	...	2	...	
November	10,217	597	58.4	8	78	...	...	2	...	...	...	...	...	1	...	...	...	...	...	...	...	...	...	...	1	...	
December	10,277	542	52.7	11	107	...	...	1	...	...	...	...	...	3	...	...	...	...	...	...	...	...	...	...	...	1	
						2	...	19	...	3	...	8	...	10	...	23	...	8	10	10	...	...	...	...	9	18	6
Died per 1,000 of the Average Strength.																											
For the year	10,242	543	53.0	126	1239	19	...	186	...	29	78	...	98	...	224	...	78	98	98	...	...	...	...	...	88	175	59

CAUSES OF ADMISSIONS.	NUMBER OF ADMISSIONS INTO HOSPITAL IN EACH MONTH.												Total Admitted during the Year.	Admitted per 1,000 of Strength.	Died out of each hundred cases treated.
	Jan.	Feb.	March.	April.	May.	June.	July.	Aug.	Sept.	Oct.	Nov.	Dec.			
	...	...	...	...	...	...	...	...	...	...	...	...			
Cholera	...	1	...	...	1	...	1	2	...	...	...	...	5	...	40.00
Smallpox	...	2	...	3	2	...	...	...	...	...	...	...	14	...	...
Enteric Fever	...	2	...	1	4	...	...	...	...	...	...	...	44	...	43.18
Fever, Intermittent	236	267	262	224	271	221	350	400	412	608	544	363	4,215	41.8	...
" Remittent	4	5	6	8	10	2	4	19	4	14	9	7	92	...	...
" Continued	6	25	39	79	133	95	43	73	125	100	70	97	885	86.4	30
Apoplexy	1	2	1	5	3	7	10	...	...	...	...	...	33	32	24.24
Delirium Tremens	2	4	2	5	4	5	3	...	2	6	2	4	48	47	...
Dysentery	18	23	11	20	19	11	29	39	35	31	20	26	282	27.5	355
Diarrhoea	28	43	29	29	34	42	51	93	45	37	26	40	479	46.8	...
Hepatitis	38	36	34	41	60	44	31	39	31	41	36	29	452	44.1	509
Spleen Disease	3	3	4	5	9	8	3	2	3	4	2	1	47	4.6	...
Respiratory Diseases	58	74	47	36	54	49	32	28	29	48	38	52	545	53.2	147
Phthisis Pulmonalis	4	6	5	3	11	3	3	4	9	7	7	2	64	6.2	15.62
Scurvy	...	1	...	...	1	...	1	...	...	...	...	...	3	...	...
Rheumatism	29	40	37	56	48	26	34	40	30	32	35	26	443	43.3	...
Veneral Diseases	156	244	156	169	208	133	139	157	122	111	119	97	1,831	178.8	...
Eye Diseases	9	17	24	27	25	20	14	26	11	21	14	11	219	21.4	...
Abscess and Ulcer	70	96	72	107	98	85	83	89	66	84	62	57	909	89.6	...
Wounds and Accidents	90	115	84	80	80	77	53	95	76	105	59	80	1,003	97.9	...
All other Causes	107	166	121	152	193	139	156	187	150	175	142	125	1,813	177.0	...
	859	1,172	869	1,044	1,280	1,000	1,041	1,304	1,163	1,524	1,189	1,044	13,489		
Admitted per 1,000 of the Average Strength in each Month.															
	83.4	110.7	84.4	102.1	125.2	98.0	102.1	128.1	114.7	151.6	116.4	101.6	1317.0		



# EUROPEAN TROOPS, 1876.

## V.

COMPARATIVE STATEMENT of the RATIOS of SICKNESS and MORTALITY in the ARMIES of the THREE PRESIDENCIES for the Year 1876.

					RATIOS PER 1,000 OF STRENGTH.			
					Army of Bengal.	Army of Madras.	Army of Bombay.	Army of India.
I.—AVERAGE DAILY SICK-RATE OF EACH MONTH.								
January	...	...	...	...	51.2	52.9	44.6	50.3
February	...	...	...	...	52.1	52.9	46.8	51.3
March	...	...	...	...	49.9	47.8	46.9	49.0
April	...	...	...	...	50.8	49.7	48.5	50.1
May	...	...	...	...	50.2	50.1	51.3	51.1
June	...	...	...	...	50.2	52.5	51.2	57.0
July	...	...	...	...	50.3	57.2	55.9	58.3
August	...	...	...	...	50.2	49.8	56.3	59.4
September	...	...	...	...	57.8	53.4	59.9	65.5
October	...	...	...	...	52.4	58.9	61.6	66.0
November	...	...	...	...	53.3	59.5	58.4	61.7
December	...	...	...	...	55.8	58.6	52.7	55.8
AVERAGE OF THE YEAR					58.0	55.4	53.0	56.6
II.—COMPOSITION OF THE ADMISSION-RATE OF THE YEAR.								
Dengue	...	...	...	...	18.3	5	...	11.7
Cholera	...	...	...	...	4.5	3.1	5	3.5
Enteric Fever	...	...	...	...	4.7	4.4	4.3	4.6
Intermittent Fever	...	...	...	...	398.3	53.9	411.8	335.0
Remittent and Continued Fevers	...	...	...	...	150.4	146.2	95.4	145.5
Apoplexy	...	...	...	...	4.6	4.4	3.2	4.3
Delirium Tremens	...	...	...	...	2.5	4.6	4.7	3.3
Dysentery	...	...	...	...	26.7	63.9	27.5	33.9
Diarrhoea	...	...	...	...	48.5	60.5	46.8	50.5
Hepatitis	...	...	...	...	46.3	63.3	44.1	49.1
Spleen Disease	...	...	...	...	7.4	1.5	4.6	5.8
Respiratory Diseases	...	...	...	...	81.3	60.4	53.2	72.4
Phthisis Pulmonalis	...	...	...	...	8.3	9.2	6.2	8.1
Rheumatism	...	...	...	...	65.0	43.2	43.3	57.0
Veneral Diseases	...	...	...	...	194.7	184.4	178.8	189.9
Eye Diseases	...	...	...	...	17.1	14.1	21.4	17.4
Abscess and Ulcer	...	...	...	...	77.2	91.9	94.6	83.1
Wounds and Accidents	...	...	...	...	98.4	93.9	97.9	97.5
All other Causes	...	...	...	...	190.2	227.6	178.7	188.9
ADMISSION-RATE OF THE YEAR					1443.4	1131.0	1317.0	1361.5
III.—COMPOSITION OF THE DEATH-RATE OF THE YEAR.								
Cholera	...	...	...	...	3.14	1.54	1.9	2.32
Enteric Fever	...	...	...	...	1.75	1.90	1.96	1.82
Intermittent Fever	...	...	...	...	71	46	29	59
Remittent and Continued Fevers	...	...	...	...	1.77	1.90	78	1.63
Apoplexy	...	...	...	...	1.1	1.8	...	1.0
Delirium Tremens	...	...	...	...	1.04	1.72	98	1.16
Dysentery	...	...	...	...	0.8	...	...	0.5
Diarrhoea	...	...	...	...	1.42	2.00	2.24	1.64
Hepatitis	...	...	...	...	0.3	...	...	0.2
Spleen Disease	...	...	...	...	0.9	0.0	78	0.6
Respiratory Diseases	...	...	...	...	1.04	1.27	98	1.05
Heart Diseases	...	...	...	...	1.32	1.00	98	1.07
Phthisis Pulmonalis	...	...	...	...	80	1.45	1.75	1.09
Injuries	...	...	...	...	55	36	50	52
Suicidal Deaths	...	...	...	...	1.70	1.81	98	1.56
All other Causes	...	...	...	...	...	...	...	...
DEATH-RATE OF THE YEAR					16.02	15.77	12.30	15.32
					DIED OUT OF EACH HUNDRED CASES TREATED.			
IV.—MORTALITY RELATIVE TO THE NUMBER TREATED.								
Cholera	...	...	...	...	70.55	50.00	40.00	66.34
Enteric Fever	...	...	...	...	37.43	44.99	43.18	39.77
Remittent and Continued Fevers	...	...	...	...	41	31	30	38
Apoplexy	...	...	...	...	38.92	42.86	24.24	37.75
Delirium Tremens	...	...	...	...	4.44	3.92	...	3.17
Dysentery	...	...	...	...	3.90	2.70	3.55	3.41
Hepatitis	...	...	...	...	3.97	3.15	5.09	3.41
Respiratory Diseases	...	...	...	...	97	115	147	91
Phthisis Pulmonalis	...	...	...	...	13.53	10.89	15.82	13.25

# EUROPEAN TROOPS, 1876.

## VI.

TABLE showing the SICKNESS and MORTALITY among the EUROPEAN TROOPS serving in BENGAL PROPER during the Year 1876, and the prevalence of the principal Diseases in each Month of the Year.

MONTHS.	Average Strength.	Average Number Daily Sick.	Number Daily Sick per 1,000 of Strength.	Number of Deaths.	Died per 1,000 of Strength.	CAUSES OF DEATHS IN HOSPITAL.															Died out of Hospital.					
						Cholera.	Smallpox.	Enteric Fever.	Fever, Intermittent.	Fever, Remittent.	Fever, Continued.	Apoplexy.	Delirium Tremens.	Dysentery.	Diarrhoea.	Hepatitis.	Spleen Disease.	Respiratory Diseases.	Heart Diseases.	Phthisis Pulmonalis.		Droopy.	Scurvy.	Atrophy and Anæmia.	Wounds and Accidents.	All other Causes.
						...	...	...	...	...	...	...	...	...	...	...	...	...	...	...		...	...	...	...	...
January	1,552	87	56.1	2	...	...	...	...	...	...	...	1	...	...	...	...	1	...	...	...	...	...	...	...	...	
February	2,172	108	49.7	1	...	...	...	...	...	...	...	...	...	...	...	...	1	...	...	...	...	...	...	...	...	
March	2,073	108	52.1	3	...	...	...	...	...	...	...	...	...	...	...	...	1	...	...	...	...	...	...	...	...	
April	2,052	105	51.2	1	...	...	...	...	...	...	...	1	...	...	...	...	...	...	...	...	...	...	...	...	...	
May	2,036	87	42.7	3	...	...	...	...	...	...	...	...	...	...	...	...	...	...	...	...	...	...	...	...	...	
June	2,025	88	43.5	2	...	...	...	...	...	...	...	1	...	...	...	...	...	...	...	...	...	...	...	...	1	
July	2,011	104	51.7	5	...	...	...	1	...	...	...	1	...	...	...	...	1	...	...	...	...	...	...	...	...	
August	2,008	126	62.7	3	...	...	...	1	...	...	...	...	...	...	...	...	1	...	...	...	...	...	...	...	1	
September	1,999	121	60.5	3	...	...	...	1	...	...	...	1	...	...	...	...	...	...	...	...	...	...	...	...	1	
October	1,963	140	70.2	2	...	...	...	...	1	...	...	...	...	...	...	...	...	...	...	...	...	...	...	...	1	
November	2,078	141	67.9	1	...	...	...	...	...	1	...	...	...	...	...	...	...	...	...	...	...	...	...	...	...	
December	2,098	145	69.1	3	...	...	...	...	...	...	...	...	...	...	...	...	...	...	...	...	...	...	...	...	1	
						5	...	2	...	1	1	1	2	3	...	2	...	1	...	5	...	...	...	...	2	4
Died per 1,000 of the Average Strength.																										
For the year	2,008	113	56.3	29	14.44	2.49	...	1.00	...	1.00	...	.49	1.00	1.49	...	1.00	...	.49	...	2.49	...	...	...	...	1.00	1.99

CAUSES OF ADMISSIONS.	NUMBER OF ADMISSIONS INTO HOSPITAL IN EACH MONTH.												Total Admitted during the Year.	Admitted per 1,000 of Strength.	Died out of each hundred cases treated.
	Jan.	Feb.	March.	April.	May.	June.	July.	Aug.	Sept.	Oct.	Nov.	Dec.			
	...	...	...	...	...	...	...	...	...	...	...	...			
Cholera	...	...	2	...	3	...	...	...	...	...	...	...	5	2.5	100.00
Smallpox	...	...	...	...	...	...	...	...	...	...	...	...	...	...	...
Enteric Fever	...	...	1	...	...	...	...	1	3	...	...	...	5	2.5	40.00
Fever, Intermittent	25	7	15	20	13	10	5	28	31	71	153	180	565	27.9	...
" Remittent	2	1	2	2	...	...	2	4	4	23	13	1	54	2.6	...
" Continued	15	31	20	23	22	19	26	99	31	80	78	9	455	23.5	39
Apoplexy	...	...	2	1	...	...	1	...	...	...	...	...	4	2.0	25.00
Delirium Tremens	...	...	...	...	...	2	...	...	...	1	...	...	4	2.0	50.00
Dysentery	7	5	2	12	12	7	8	15	9	9	7	9	102	5.0	294
Diarrhoea	9	7	9	3	9	15	8	13	6	7	9	7	102	5.0	...
Hepatitis	5	4	8	5	8	11	7	10	9	6	13	12	98	4.8	204
Spleen Disease	2	1	1	...	...	...	...	...	...	1	...	...	5	2.5	...
Respiratory Diseases	15	20	12	9	10	12	16	16	12	8	14	7	151	7.5	66
Phthisis Pulmonalis	4	2	...	...	...	2	4	...	2	2	2	2	29	1.0	25.00
Scurvy	...	...	...	...	...	...	...	...	...	...	...	...	...	...	...
Rheumatism	6	9	2	1	4	3	9	5	8	11	10	8	76	3.7	...
Veneral Diseases	37	58	38	27	45	34	31	31	23	41	31	27	423	21.0	...
Eye Diseases	1	4	3	3	...	1	...	1	1	5	2	4	25	1.2	...
Abscess and Ulcer	16	19	11	9	8	10	8	14	13	13	9	7	137	6.7	...
Wounds and Accidents	11	24	24	15	10	11	6	19	8	9	13	17	167	8.2	...
All other Causes	14	46	41	43	28	38	39	41	45	52	40	49	474	23.6	...
	169	240	190	173	172	174	169	297	206	338	295	339	2,865		
Admitted per 1,000 of the Average Strength in each Month.															
	169.9	110.5	93.1	84.2	84.5	85.9	84.9	147.9	103.1	160.6	199.1	161.6	142.8		



# EUROPEAN TROOPS, 1876.

## VII.

TABLE showing the SICKNESS and MORTALITY among the EUROPEAN TROOPS serving in the DINAPORE, BENARES, OUDH and CAWNPORE DISTRICTS during the Year 1876, and the prevalence of the principal Diseases in each Month of the Year.

MONTHS.	Average Strength.	Average Number Daily Sick.	Number Daily Sick per 1,000 of Strength.	Number of Deaths.	Died per 1,000 of Strength.	CAUSES OF DEATHS IN HOSPITAL.																	Died out of Hospital.				
						Cholera.	Smallpox.	Enteric Fever.	Fever, Intermittent.	Fever, Remittent.	Fever, Continued.	Apoplexy.	Delirium Tremens.	Dysentery.	Diarrhoea.	Hepatitis.	Spleen Disease.	Respiratory Diseases.	Heart Diseases.	Phthisis Pulmonalis.	Dropsy.	Scurvy.		Atrophy and Anæmia.	Wounds and Accidents.	All other Causes.	
January	7,012	377	53.8	6	...	...	...	...	...	...	...	...	...	1	...	...	...	...	...	...	...	...	...	...	...	...	
February	7,206	457	63.4	4	...	...	...	...	...	...	...	...	...	...	...	...	...	...	...	...	...	...	...	...	...	...	
March	7,412	487	65.7	9	...	1	...	...	...	...	...	...	...	...	1	...	...	...	...	...	...	...	...	...	...	...	
April	7,576	598	79.1	14	...	5	...	...	...	...	...	...	...	...	1	1	...	...	...	...	...	...	...	...	...	...	
May	7,551	633	83.8	15	...	3	...	...	...	...	...	...	...	...	1	...	...	...	...	...	...	...	...	...	...	...	
June	7,503	565	75.3	25	...	5	...	...	...	...	...	...	...	...	1	...	...	...	...	...	...	...	...	...	...	...	
July	7,486	543	72.5	6	...	...	...	...	...	...	...	...	...	...	...	...	...	...	...	...	...	...	...	...	...	...	
August	7,450	503	67.5	18	...	8	...	...	...	...	...	...	...	...	1	...	...	...	...	...	...	...	...	...	...	...	
September	7,441	548	73.7	13	...	1	...	...	...	...	...	...	...	...	3	...	...	...	...	...	...	...	...	...	...	...	
October	7,386	620	83.8	4	...	...	...	...	...	...	...	...	...	...	...	...	...	...	...	...	...	...	...	...	...	...	
November	7,165	557	77.7	8	...	...	...	...	...	...	...	...	...	...	3	...	...	...	...	...	...	...	...	...	...	...	
December	7,486	498	66.5	10	...	...	...	...	...	...	...	...	...	...	1	...	...	...	...	...	...	...	...	...	...	...	
						23	...	21	1	3	...	17	...	11	1	9	...	1	10	9	...	...	...	3	12	11	
Died per 1,000 of the Average Strength.																											
For the year	7,390	514	69.6	132	17.86	3.11	...	2.84	...	.54	...	2.30	...	1.49	.13	1.22	...	.13	1.35	1.22	...	...	...	.41	1.83	1.49	

CAUSES OF ADMISSIONS.	NUMBER OF ADMISSIONS INTO HOSPITAL IN EACH MONTH.												Total Admitted during the Year.	Admitted per 1,000 of Strength.	Died out of each hundred cases treated.
	Jan.	Feb.	March.	April.	May.	June.	July.	Aug.	Sept.	Oct.	Nov.	Dec.			
Dengue	...	...	...	1	...	5	37	5	...	186	345	36	619	83.8	...
Cholera	...	...	...	...	9	2	6	...	13	4	...	...	35	4.7	65.71
Smallpox	...	...	...	...	...	...	...	...	...	...	...	...	...	...	...
Enteric Fever	...	1	1	...	5	17	11	2	...	2	4	1	53	7.2	39.62
Fever, Intermittent	39	61	74	104	129	97	113	107	184	171	102	73	1,216	168.5	...
" Remittent	1	...	1	3	5	4	11	6	3	4	1	2	41	...	...
" Continued	26	53	43	101	233	182	113	68	63	72	84	40	1,078	151.4	27
Apoplexy	...	...	2	1	3	36	11	1	2	1	...	...	57	7.7	29.82
Delirium Tremens	2	...	2	2	4	1	2	...	2	2	3	3	25	3.4	...
Dysentery	12	11	12	20	19	14	13	43	35	28	34	18	259	35.0	4.25
Diarrhoea	19	26	41	46	26	22	29	92	54	33	22	33	443	59.9	2.1
Hepatitis	13	30	34	28	42	36	44	53	41	42	37	40	440	59.5	2.05
Spleen Disease	1	4	3	2	8	3	5	10	3	6	3	5	53	7.2	...
Respiratory Diseases	46	68	67	54	59	26	38	35	29	52	34	49	548	74.1	18
Phthisis Pulmonalis	3	7	6	4	4	2	1	4	8	12	5	9	65	8.8	13.85
Scurvy	...	...	...	...	...	1	...	...	...	...	...	...	...	...	...
Rheumatism	30	49	36	34	39	30	36	60	31	53	39	42	470	63.6	...
Veneral Diseases	229	327	293	199	213	142	144	165	126	191	130	167	2,295	310.6	...
Eye Diseases	8	8	13	16	17	13	5	16	19	18	12	6	151	20.4	...
Abscess and Ulcer	46	69	73	42	68	91	83	66	67	63	38	51	757	102.4	42
Wounds and Accidents	40	81	89	68	60	53	52	63	53	75	63	81	778	105.3	...
All other Causes	73	101	114	116	148	153	152	174	146	106	114	111	1,568	212.2	...
	688	898	875	833	1,075	959	859	979	1,060	1,335	761	742	10,984		
Admitted per 1,000 of the Average Strength in each Month.															
	83.9	121.6	118.1	112.6	142.4	127.8	114.8	131.4	142.5	180.5	106.2	99.1	149.3		

# EUROPEAN TROOPS, 1876.

## VIII.

TABLE showing the SICKNESS and MORTALITY among the EUROPEAN TROOPS serving in the MEERUT and ROHILCUND DISTRICTS during the Year 1876, and the prevalence of the principal Diseases in each Month of the Year.

MONTHS.	Average Strength.	Average Number Daily Sick.	Number Daily Sick per 1,000 of Strength.	Number of Deaths.	Died per 1,000 of Strength.	CAUSES OF DEATHS IN HOSPITAL.																	Died out of Hospital.				
						Cholera.	Smallpox.	Enteric Fever.	Fever, Intermittent.	Fever, Remittent.	Fever, Continued.	Apoplexy.	Delirium Tremens.	Dysentery.	Diarrhoea.	Hepatitis.	Spleen Disease.	Respiratory Diseases.	Heart Disease.	Phthisis Pulmonalis.	Dropsy.	Scurvy.		Atrophy and Anæmia.	Wounds and Accidents.	All other Causes.	
January	4,864	222	45.7	1	...	...	...	...	...	...	...	...	...	...	...	...	...	...	...	...	...	...	...	...	...	...	
February	4,595	209	45.5	4	...	...	...	...	...	...	...	...	...	...	...	...	...	...	...	...	...	...	...	...	...	...	
March	4,625	201	43.5	6	...	...	...	...	...	...	...	...	...	...	...	...	...	...	...	...	...	...	...	...	...	...	
April	4,356	186	42.7	5	...	1	...	...	...	...	...	...	...	...	...	...	...	...	...	...	...	...	...	...	...	...	
May	4,328	203	46.9	5	...	...	...	1	...	...	...	...	...	...	...	...	...	...	...	...	...	...	...	...	...	...	
June	4,309	237	54.9	6	...	...	...	...	1	...	...	...	...	...	...	...	...	...	...	...	...	...	...	...	...	...	
July	4,297	240	55.9	6	...	1	...	...	...	...	3	...	1	...	...	...	...	...	...	...	...	...	...	...	...	...	
August	4,267	240	56.2	13	...	...	...	...	...	...	...	...	...	...	...	...	...	...	...	...	...	...	...	...	...	...	
September	4,260	270	63.4	...	...	...	...	1	...	1	...	...	...	...	...	...	...	...	...	...	...	...	...	...	...	...	
October	4,227	256	60.6	...	...	...	...	...	...	1	...	...	1	...	...	...	...	...	...	...	...	...	...	...	...	...	
November	4,125	232	56.2	...	...	...	...	...	...	...	...	...	1	...	...	...	...	...	...	...	...	...	...	...	...	...	
December	4,465	186	41.7	5	...	...	...	...	...	...	...	...	1	...	...	...	...	...	...	...	...	...	...	...	...	...	
						5	...	8	...	2	1	12	...	4	...	11	...	1	5	6	...	...	...	...	7	5	
Died per 1,000 of the Average Strength.																											
For the year	4,303	224	51.9	67	15.25	1.14	...	1.82	...	.68	...	2.73	...	.91	...	2.51	...	.23	1.14	1.36	...	...	...	...	1.69	1.14	

CAUSES OF ADMISSIONS.	NUMBER OF ADMISSIONS INTO HOSPITAL IN EACH MONTH.												Total Admitted during the Year.	Admitted per 1,000 of Strength.	Died out of each hundred cases treated.
	Jan.	Feb.	March.	April.	May.	June.	July.	Aug.	Sept.	Oct.	Nov.	Dec.			
Cholera	...	...	...	1	...	1	...	6	...	...	...	...	8	1.8	62.50
Smallpox	...	...	...	...	1	1	...	...	...	...	...	...	13	3.0	61.54
Enteric Fever	2	...	...	1	1	...	1	2	2	2	1	1	13	3.0	61.54
Fever, Intermittent	73	88	68	46	74	107	183	169	139	221	96	63	1,327	302.1	...
Remittent	2	6	3	3	4	23	2	4	7	13	5	4	76	...	...
Continued	8	9	13	23	21	49	55	32	32	36	25	11	314	88.8	77
Apoplexy	...	2	...	3	2	5	4	2	...	1	1	...	29	4.6	60.00
Delirium Tremens	1	...	...	...	...	3	1	2	...	2	1	2	12	2.7	...
Dysentery	11	3	3	6	9	5	7	16	23	17	17	12	129	29.3	310
Diarrhoea	9	9	8	14	13	13	11	48	27	28	14	8	202	46.0	...
Hepatitis	8	15	7	12	14	17	8	35	21	24	16	7	184	41.9	5.98
Spleen Disease	...	1	1	...	...	...	1	1	...	2	5	5	16	3.6	...
Respiratory Diseases	36	36	32	12	9	14	16	22	15	13	16	28	249	56.7	40
Phthisis Pulmonalis	...	1	3	3	1	1	2	7	...	3	7	5	40	9.1	15.00
Scurvy	...	...	1	...	...	...	...	...	...	...	...	...	1	.2	...
Rheumatism	14	13	19	15	25	14	22	21	18	15	16	18	210	47.8	...
Veneral Diseases	87	101	66	77	91	60	53	59	31	36	28	42	712	162.1	...
Eye Diseases	7	8	3	13	11	5	8	12	11	8	7	9	102	23.2	...
Abscess and Ulcer	12	18	28	25	23	35	35	30	36	30	20	23	315	71.7	...
Wounds and Accidents	29	52	40	40	35	37	25	43	38	42	36	40	457	104.9	...
All other Causes	22	46	60	43	69	74	68	102	69	75	62	44	734	167.1	...
	321	408	355	337	403	454	502	604	476	468	373	322	5,123		
Admitted per 1,000 of the Average Strength in each Month.															
	69.0	88.8	76.8	77.4	93.1	102.4	116.8	141.5	111.7	134.4	99.4	72.1	1166.2		



# EUROPEAN TROOPS, 1876.

## IX.

TABLE showing the SICKNESS and MORTALITY among the EUROPEAN TROOPS serving in the AGRA DISTRICT and in CENTRAL INDIA during the Year 1876, and the prevalence of the principal Diseases in each Month of the Year.

MONTHS.	Average Strength.	Average Number Daily Sick.	Number Daily Sick per 1,000 of Strength.	Number of Deaths.	Died per 1,000 of Strength.	CAUSES OF DEATHS IN HOSPITAL.																	Died out of Hospital.																																																																																																																																																																																																																																																																																																																																																																																																																																																																																																																																																																																																																																																																																																																																																																																																																																																																																																																																														
						Cholera.	Small-pox.	Enteric Fever.	Fever, Intermittent.	Fever, Remittent.	Fever, Continued.	Apoplexy.	Delirium Tremens.	Dysentery.	Diarrhea.	Hepatitis.	Spleen Disease.	Respiratory Diseases.	Heart Diseases.	Phthisis Pulmonalis.	Dropsy.	Scurvy.		Atrophy and Anæmia.	Wounds and Accidents.	All other Causes.																																																																																																																																																																																																																																																																																																																																																																																																																																																																																																																																																																																																																																																																																																																																																																																																																																																																																																																																											
January	4,082	180	44.1	1	...	...	...	...	...	...	...	...	...	1	...	...	...	...	...	...	...	...	...	...	...	...	...	...	...	...	...	...	...	...	...	...	...	...	...	...	...	...	...	...	...	...	...	...	...	...	...	...	...	...	...	...	...	...	...	...	...	...	...	...	...	...	...	...	...	...	...	...	...	...	...	...	...	...	...	...	...	...	...	...	...	...	...	...	...	...	...	...	...	...	...	...	...	...	...	...	...	...	...	...	...	...	...	...	...	...	...	...	...	...	...	...	...	...	...	...	...	...	...	...	...	...	...	...	...	...	...	...	...	...	...	...	...	...	...	...	...	...	...	...	...	...	...	...	...	...	...	...	...	...	...	...	...	...	...	...	...	...	...	...	...	...	...	...	...	...	...	...	...	...	...	...	...	...	...	...	...	...	...	...	...	...	...	...	...	...	...	...	...	...	...	...	...	...	...	...	...	...	...	...	...	...	...	...	...	...	...	...	...	...	...	...	...	...	...	...	...	...	...	...	...	...	...	...	...	...	...	...	...	...	...	...	...	...	...	...	...	...	...	...	...	...	...	...	...	...	...	...	...	...	...	...	...	...	...	...	...	...	...	...	...	...	...	...	...	...	...	...	...	...	...	...	...	...	...	...	...	...	...	...	...	...	...	...	...	...	...	...	...	...	...	...	...	...	...	...	...	...	...	...	...	...	...	...	...	...	...	...	...	...	...	...	...	...	...	...	...	...	...	...	...	...	...	...	...	...	...	...	...	...	...	...	...	...	...	...	...	...	...	...	...	...	...	...	...	...	...	...	...	...	...	...	...	...	...	...	...	...	...	...	...	...	...	...	...	...	...	...	...	...	...	...	...	...	...	...	...	...	...	...	...	...	...	...	...	...	...	...	...	...	...	...	...	...	...	...	...	...	...	...	...	...	...	...	...	...	...	...	...	...	...	...	...	...	...	...	...	...	...	...	...	...	...	...	...	...	...	...	...	...	...	...	...	...	...	...	...	...	...	...	...	...	...	...	...	...	...	...	...	...	...	...	...	...	...	...	...	...	...	...	...	...	...	...	...	...	...	...	...	...	...	...	...	...	...	...	...	...	...	...	...	...	...	...	...	...	...	...	...	...	...	...	...	...	...	...	...	...	...	...	...	...	...	...	...	...	...	...	...	...	...	...	...	...	...	...	...	...	...	...	...	...	...	...	...	...	...	...	...	...	...	...	...	...	...	...	...	...	...	...	...	...	...	...	...	...	...	...	...	...	...	...	...	...	...	...	...	...	...	...	...	...	...	...	...	...	...	...	...	...	...	...	...	...	...	...	...	...	...	...	...	...	...	...	...	...	...	...	...	...	...	...	...	...	...	...	...	...	...	...	...	...	...	...	...	...	...	...	...	...	...	...	...	...	...	...	...	...	...	...	...	...	...	...	...	...	...	...	...	...	...	...	...	...	...	...	...	...	...	...	...	...	...	...	...	...	...	...	...	...	...	...	...	...	...	...	...	...	...	...	...	...	...	...	...	...	...	...	...	...	...	...	...	...	...	...	...	...	...	...	...	...	...	...	...	...	...	...	...	...	...	...	...	...	...	...	...	...	...	...	...	...	...	...	...	...	...	...	...	...	...	...	...	...	...	...	...	...	...	...	...	...	...	...	...	...	...	...	...	...	...	...	...	...	...	...	...	...	...	...	...	...	...	...	...	...	...	...	...	...	...	...	...	...	...	...	...	...	...	...	...	...	...	...	...	...	...	...	...	...	...	...	...	...	...	...	...	...	...	...	...	...	...	...	...	...	...	...	...	...	...	...	...	...	...	...	...	...	...	...	...	...	...	...	...	...	...	...	...	...	...	...	...	...	...	...	...	...	...	...	...	...	...	...	...	...	...	...	...	...	...	...	...	...	...	...	...	...	...	...	...	...	...	...	...	...	...	...	...	...	...	...	...	...	...	...	...	...	...	...	...	...	...	...	...	...	...	...	...	...	...	...	...	...	...	...	...	...	...	...	...	...	...	...	...	...	...	...	...	...	...	...	...	...	...	...	...	...	...	...	...	...	...	...	...	...	...	...	...	...	...	...	...	...	...	...	...	...	...	...	...	...	...	...	...	...	...	...	...



# EUROPEAN TROOPS, 1876.

## X.

TABLE showing the SICKNESS and MORTALITY among the EUROPEAN TROOPS serving in the PUNJAB during the Year 1876, and the prevalence of the principal Diseases in each Month of the Year.

MONTHS.	Average Strength.	Average Number Daily Sick.	Number Daily Sick per 1,000 of Strength.	Number of Deaths.	Died per 1,000 of Strength.	CAUSES OF DEATHS IN HOSPITAL.																		Died out of Hospital.		
						Cholera.	Smallpox.	Enteric Fever.	Fever, Intermittent.	Fever, Remittent.	Fever, Continued.	Apoplexy.	Delirium Tremens.	Dysentery.	Diarrhoea.	Hepatitis.	Spleen Disease.	Respiratory Diseases.	Heart Diseases.	Phthisis Pulmonalis.	Dropsy.	Scurvy.	Atrophy and Anæmia.		Wounds and Accidents.	All other Causes.
January	13,396	832	62.5	21	...	...	...	5	...	1	...	...	1	1	...	...	...	5	2	2	...	...	1	...	2	1
February	13,289	752	56.7	11	...	...	...	3	...	1	...	...	...	...	...	...	...	1	1	1	...	...	...	1	1	1
March	13,158	699	46.3	10	...	...	...	...	...	...	...	...	...	...	...	...	...	1	2	2	...	...	1	...	...	1
April	11,970	621	43.6	2	...	...	...	...	...	...	...	...	...	...	...	...	...	...	...	...	...	...	1	...	...	1
May	9,965	471	47.3	9	...	...	...	1	...	...	1	...	...	...	...	...	...	3	...	...	...	...	...	2	1	1
June	9,737	527	54.1	8	...	...	...	...	...	...	...	4	...	1	...	...	...	...	1	...	...	...	...	...	1	1
July	9,696	521	53.9	24	...	...	...	1	1	...	...	16	1	...	...	...	1	1	1	1	...	...	...	1	1	1
August	9,627	616	64.0	18	...	5	...	2	...	...	2	4	...	...	...	...	1	1	...	...	...	...	...	...	1	1
September	9,594	790	83.1	27	...	16	...	1	...	2	3	1	...	1	1	...	...	2	...	...	...	...	...	1	1	1
October	9,767	824	84.4	45	...	29	...	...	...	1	...	...	...	1	1	3	...	...	...	...	...	...	...	1	4	1
November	12,297	844	68.6	6	...	...	...	...	...	1	...	...	...	...	...	...	1	1	...	...	...	...	...	...	1	1
December	13,274	871	65.6	11	...	...	...	...	...	1	...	...	...	2	...	...	1	2	1	...	...	...	...	...	1	2
						50	...	16	1	7	4	27	2	6	1	14	1	12	13	8	...	...	3	1	14	12
						Died per 1,000 of the Average Strength.																				
For the year	11,295	682	60.4	192	17.00	4.43	...	1.41	...	1.06	...	2.39	1.18	1.53	1.09	1.24	1.09	1.06	1.15	.71	...	...	2.27	1.09	1.24	1.06

CAUSES OF ADMISSIONS.	NUMBER OF ADMISSIONS INTO HOSPITAL IN EACH MONTH.												Total Admitted during the Year.	Admitted per 1,000 of Strength.	Died out of each hundred cases treated.
	Jan.	Feb.	March.	April.	May.	June.	July.	Aug.	Sept.	Oct.	Nov.	Dec.			
Dengue	...	...	...	...	...	...	...	...	...	...	39	11	59	4.4	...
Cholera	...	...	...	...	...	...	...	...	...	...	...	...	72	6.4	69.44
Smallpox	...	...	...	...	2	1	...	...	...	...	...	...	4	...	...
Enteric Fever	...	15	5	4	2	4	5	...	...	...	...	...	52	4.6	30.77
Fever, Intermittent	513	493	259	199	327	295	277	835	1,305	1,764	970	598	7,835	69.7	...
" Remittent	5	3	6	10	12	5	6	12	64	92	37	29	281	...	...
" Continued	46	45	22	74	305	164	287	373	501	336	127	87	2,367	20.4	...
Apoplexy	...	...	...	1	1	9	44	7	4	3	...	...	70	6.2	38.57
Delirium Tremens	...	2	5	1	3	4	2	4	6	3	3	1	34	3.0	5.88
Dysentery	31	14	13	23	13	10	8	26	22	26	23	17	226	20.0	2.65
Diarrhoea	35	31	22	30	57	13	22	87	64	54	66	38	519	46.0	1.9
Hepatitis	28	44	35	28	33	27	41	37	26	61	40	42	432	38.2	3.24
Spleen Disease	12	10	10	5	5	4	12	8	8	20	11	10	115	10.2	...
Respiratory Diseases	175	130	86	87	76	49	50	59	29	71	85	143	1,040	92.1	1.15
Phthisis Pulmonalis	6	7	3	4	6	5	6	5	1	8	11	7	69	6.1	11.59
Scurvy	...	...	...	...	...	...	...	...	...	...	...	...	3	...	...
Rheumatism	78	108	80	88	82	55	76	72	41	58	80	76	903	79.9	...
Veneral Diseases	179	224	199	156	148	99	105	103	80	98	110	170	1,671	147.9	...
Eye Diseases	19	16	6	22	23	15	10	25	17	11	19	11	194	17.2	...
Abscess and Ulcer	71	84	68	66	57	87	99	140	64	65	66	78	936	82.8	...
Wounds and Accidents	91	142	107	110	98	93	77	95	68	78	125	179	1,263	111.8	...
All other Causes	144	181	158	142	220	188	175	228	182	188	172	163	2,141	189.5	...
	1,450	1,543	1,089	1,050	1,475	1,126	1,295	2,126	2,503	2,973	1,983	1,664	20,277		
	Admitted per 1,000 of the Average Strength in each Month.														
	108.9	116.3	87.8	87.7	148.0	115.6	134.0	220.8	263.4	304.4	161.3	125.4	1795.2		



# EUROPEAN TROOPS, 1876.

## XI.

TABLE showing the SICKNESS and MORTALITY among the EUROPEAN TROOPS occupying the HILL STATIONS of the BENGAL PRESIDENCY during the Year 1876, and the prevalence of the principal Diseases in each Month of the Year.

MONTHS.	Average Strength.	Average Number Daily Sick.	Number Daily Sick per 1,000 of Strength.	Number of Deaths.	Died per 1,000 of Strength.	CAUSES OF DEATHS IN HOSPITAL.																	Died out of Hospital.				
						Cholera.	Smallpox.	Enteric Fever.	Fever, Intermittent.	Fever, Remittent.	Fever, Continued.	Apoplexy.	Delirium Tremens.	Dysentery.	Diarrhea.	Hepatitis.	Spleen Disease.	Respiratory Diseases.	Heart Disease.	Phthisis Pulmonalis.	Dropsy.	Scurvy.		Atrophy and Anæmia.	Wounds and Accidents.	All other Causes.	
January	3,718	123	33.1	1	...	...	...	...	...	...	...	...	...	...	...	...	...	...	...	...	...	...	...	1	...		
February	4,000	131	32.7	...	...	...	...	...	...	...	...	...	...	...	...	...	...	...	...	...	...	...	...	...	...		
March	3,970	169	42.6	...	...	...	...	...	...	...	...	...	...	...	...	...	...	...	...	...	...	...	...	...	...		
April	4,928	230	46.7	4	...	...	...	...	...	...	...	...	...	...	...	...	...	...	...	...	...	...	...	...	...		
May	6,481	339	52.3	...	...	...	...	...	...	...	...	...	...	...	...	...	...	...	...	...	...	...	...	...	...		
June	6,764	335	49.5	...	...	...	...	...	...	...	...	...	...	...	...	...	...	...	...	...	...	...	...	...	...		
July	6,791	356	52.4	...	...	...	...	1	...	1	...	...	...	...	...	...	...	...	...	...	...	...	...	...	...		
August	6,818	338	49.4	...	...	12	...	6	...	...	...	1	...	...	...	...	...	...	...	...	...	...	...	...	...		
September	6,896	315	45.7	...	...	...	...	1	...	1	...	...	...	...	...	...	...	...	...	...	...	...	...	...	...		
October	6,538	295	45.1	...	...	...	...	1	...	1	...	...	...	...	...	...	...	...	...	...	...	...	...	...	...		
November	4,876	194	39.8	...	...	...	...	...	...	...	...	...	...	...	...	...	...	...	...	...	...	...	...	...	...		
December	2,909	111	38.2	...	...	...	...	...	...	...	...	...	...	...	...	...	...	...	...	...	...	...	...	...	...		
						12	...	9	...	2	1	1	...	8	...	7	...	6	6	4	...	...	1	...	11	4	
Died per 1,000 of the Average Strength.																											
For the year	5,393	246	45.6	72	13.35	2.23	...	1.07	...	.55	...	.19	...	1.48	...	1.30	...	1.11	1.11	.74	...	...	.19	...	2.04	.74	

CAUSES OF ADMISSIONS.	NUMBER OF ADMISSIONS INTO HOSPITAL IN EACH MONTH.												Total Admitted during the Year.	Admitted per 1,000 of Strength.	Died out of each hundred cases treated.
	Jan.	Feb.	March.	April.	May.	June.	July.	Aug.	Sept.	Oct.	Nov.	Dec.			
Cholera	...	...	...	...	...	...	...	16	...	...	...	...	16	3.0	75.00
Smallpox	...	...	...	...	...	...	...	...	...	...	...	...	...	...	...
Enteric Fever	1	2	3	...	6	1	6	9	1	3	1	...	32	5.9	28.12
Fever, Intermittent	18	12	17	31	186	215	198	190	99	169	39	5	1,110	205.8	...
Remittent	...	1	...	...	...	...	...	...	...	...	...	...	...	...	...
Continued	17	16	9	50	66	65	67	47	62	49	11	8	467	90.9	61
Apoplexy	2	...	...	...	...	...	1	...	...	...	...	...	3	...	33.33
Delirium Tremens	...	...	...	...	...	...	...	...	...	...	...	...	...	...	...
Dysentery	9	7	4	8	16	18	11	23	13	12	...	...	125	23.2	6.40
Diarrhoea	29	5	5	6	28	28	32	37	29	29	14	10	225	41.7	...
Hepatitis	5	9	9	14	22	23	25	30	37	26	14	6	229	40.8	31.8
Spleen Disease	...	...	...	6	10	5	12	5	5	3	4	1	51	9.4	...
Respiratory Diseases	32	28	21	49	70	42	28	35	31	30	16	11	393	72.9	1.53
Phthisis Pulmonalis	1	1	...	3	7	7	7	6	6	10	2	1	51	9.4	7.84
Dropsy	...	...	...	...	...	1	...	...	...	...	...	...	2	...	...
Scurvy	...	...	...	...	...	...	...	...	...	...	...	...	...	...	...
Rheumatism	26	21	16	22	28	49	32	31	31	27	19	15	317	58.8	...
Veneral Diseases	75	94	74	111	94	65	70	114	63	81	91	27	959	177.8	...
Eye Diseases	4	4	5	5	8	8	5	10	4	11	2	2	68	12.6	...
Abscess and Ulcer	20	14	8	18	23	28	29	36	21	27	18	6	248	46.0	...
Wounds and Accidents	28	24	24	21	61	43	39	43	53	40	23	30	441	81.8	...
All other Causes	35	25	26	33	91	74	69	84	96	83	54	21	721	133.7	...
	293	263	221	383	717	677	662	721	547	545	304	146	5,479		
Admitted per 1,000 of the Average Strength in each Month.															
	78.8	65.7	55.7	77.7	110.6	109.1	97.5	105.3	70.3	83.4	62.3	50.2	101.0		



# EUROPEAN TROOPS, 1876.

## XII.

TABLE showing the SICKNESS and MORTALITY among the EUROPEAN SOLDIERS occupying the HILL CONVALESCENT DEPOTS of the BENGAL PRESIDENCY during the HOT SEASON of 1876, and the prevalence of the principal diseases in each Month of the Period.

MONTHS.	Average Strength.	Average Number Daily Sick.	Number Daily Sick per 1,000 of Strength.	Number of Deaths.	Died per 1,000 of Strength.	CAUSES OF DEATHS IN HOSPITAL.															Died out of Hospital.					
						Cholera.	Smallpox.	Enteric Fever.	Fever, Intermittent.	Fever, Remittent.	Fever, Continued.	Apoplexy.	Delirium Tremens.	Dysentery.	Diarrhoea.	Hepatitis.	Spleen Disease.	Respiratory Diseases.	Heart Disease.	Phthisis Pulmonalis.		Dropsy.	Scurvy.	Atrophy and Anæmia.	Wounds and Accidents.	All other Causes.
January	688	33	48.0	2	...	...	...	...	...	...	...	...	...	...	1	...	...	...	...	...	...	...	1	...		
February	594	33	48.8	1	...	...	...	...	...	...	...	...	...	...	...	...	...	...	...	...	...	...	1	...		
March	550	34	49.1	...	...	...	...	...	...	...	...	...	...	...	...	...	...	...	...	...	...	...	...	...		
April	1,813	128	70.6	1	...	...	...	...	...	...	...	...	...	...	1	...	...	...	...	...	...	...	...	...		
May	2,174	214	98.4	2	...	...	1	...	...	...	...	...	...	...	...	...	...	...	...	...	...	...	...	...		
June	2,184	205	94.3	3	...	...	...	...	...	...	...	...	...	1	...	...	...	...	...	...	...	...	...	...		
July	2,195	198	90.6	21	...	17	...	...	...	...	...	...	...	1	1	...	...	...	...	...	...	...	1	...		
August	2,195	174	79.6	1	...	...	...	...	...	...	...	...	...	...	...	1	...	...	...	...	...	...	...	...		
September	2,161	176	81.4	3	...	...	...	...	...	...	...	...	...	1	...	...	...	...	...	...	...	...	1	...		
October	2,061	152	73.7	2	...	...	...	...	...	...	...	...	...	1	...	...	...	...	...	...	...	...	1	...		
November	1,197	99	75.2	4	...	...	...	...	...	...	...	...	...	...	...	1	1	1	...	...	...	...	1	...		
December	823	54	65.6	...	...	...	...	...	...	...	...	...	...	...	...	...	...	...	...	...	...	...	...	...		
						17	...	1	...	...	...	...	...	2	1	3	...	3	1	5	...	...	...	7	...	
Died per 1,000 of the Average Strength.																										
For the season	2,158*	187	86.7	40	18.54	7.88	...	.46	...	...	...	...	...	.93	.46	1.39	...	1.39	.46	2.32	...	...	...	3.25	...	

CAUSES OF ADMISSIONS.	NUMBER OF ADMISSIONS INTO HOSPITAL IN EACH MONTH.												Total Admitted during the Year.	Admitted per 1,000 of Strength, (7 Months, April to October.)	Died out of each hundred cases treated.
	Jan.	Feb.	March.	April.	May.	June.	July.	Aug.	Sept.	Oct.	Nov.	Dec.			
Cholera	...	...	...	...	...	...	19	...	...	...	...	...	19	8.8	89.47
Smallpox	...	...	...	...	...	2	...	...	...	...	...	...	...	...	...
Enteric Fever	...	...	...	...	...	...	...	...	...	...	...	...	2	...	50.00
Fever, Intermittent	5	8	7	42	150	110	83	54	65	35	14	10	592	253.9	...
" Remittent	...	...	...	4	9	5	2	1	1	1	4	...	27	...	...
" Continued	1	2	3	5	22	15	30	21	6	9	8	4	129	62.1	...
Apoplexy	...	...	...	...	1	...	...	...	...	...	...	...	1	...	...
Delirium Tremens	...	...	...	...	2	...	...	...	...	...	...	...	3	1.4	...
Dysentery	1	...	2	11	8	6	5	2	3	4	1	...	43	18.1	4.65
Diarrhoea	1	2	3	20	15	18	20	19	10	9	1	...	118	51.4	...
Hepatitis	1	3	5	6	18	22	10	13	16	17	6	2	119	47.3	2.52
Spleen Disease	...	...	...	...	2	2	2	1	2	3	1	...	13	5.6	...
Respiratory Diseases	10	10	9	28	39	18	21	18	13	23	6	1	196	74.1	1.53
Phthisis Pulmonalis	...	...	...	6	4	2	4	5	1	6	6	3	37	13.9	13.51
Scurvy	...	...	...	...	...	...	...	...	...	...	...	...	...	...	...
Rheumatism	5	4	7	27	19	25	18	15	20	10	11	2	164	62.6	...
Veneral Diseases	3	3	8	43	55	28	27	26	17	47	20	9	286	112.6	...
Eye Diseases	...	...	...	1	4	3	1	2	3	2	1	...	17	7.4	...
Abscess and Ulcer	6	6	6	18	15	15	12	7	7	9	5	3	109	38.5	...
Wounds and Accidents	2	3	4	8	15	8	8	14	12	19	7	9	109	38.9	...
All other Causes	8	10	2	30	49	44	43	53	41	39	12	7	338	138.5	...
	43	51	56	249	429	334	305	251	217	234	103	50	2,322		
Admitted per 1,000 of the Average Strength in each Month.															
...	...	...	...	137.3	197.3	152.9	139.5	114.8	100.4	113.5	...	...	93.6		

\* The Average Strength for the season of full occupation, May to October. The Death-rate is calculated in relation to this Strength, and includes the deaths of the subsequent months and also the deaths of men remaining from the previous season who died in the early months, the Total number of Deaths during the Year being taken to represent the Annual Mortality in a body of Invalids which varies little in Strength from year to year.



# EUROPEAN TROOPS, 1876.

## XIII.

TABLE showing the SICKNESS and MORTALITY among the EUROPEAN TROOPS serving in RAJPOOTANA, MALWA, SCINDE and ADEN during the Year 1876, and the prevalence of the principal Diseases in each Month of the Year.

MONTHS.	Average Strength.	Average Number Daily Sick.	Number Daily Sick per 1,000 of Strength.	Number of Deaths.	Died per 1,000 of Strength.	CAUSES OF DEATHS IN HOSPITAL.																			Died out of Hospital.		
						Cholera.	Smallpox.	Enteric Fever.	Fever, Intermittent.	Fever, Remittent.	Fever, Continued.	Apoplexy.	Delirium Tremens.	Dysentery.	Diarrhoea.	Hepatitis.	Spleen Disease.	Respiratory Diseases.	Heart Diseases.	Phthisis Pulmonalis.	Dropsy.	Scurvy.	Atrophy and Anæmia.	Wounds and Accidents.		All other Causes.	
January	4,592	290	44.4	6	...	...	...	...	...	...	...	...	...	...	...	12	...	12	...	1	...	...	...	...	...	1	
February	5,196	235	45.2	6	...	...	...	...	...	...	...	...	...	...	...	1	...	...	...	...	...	...	...	...	...	5	
March	5,487	239	43.6	3	...	...	...	1	...	...	...	1	...	...	...	...	...	...	...	...	...	...	...	...	...	1	
April	5,445	256	47.0	3	...	...	...	1	...	...	...	...	...	...	...	...	...	...	...	1	...	...	...	...	...	...	
May	5,486	303	55.2	3	...	1	...	1	...	...	...	...	...	...	...	...	...	...	...	1	...	...	...	...	...	...	
June	5,481	300	54.7	3	...	...	...	1	...	...	...	...	...	...	...	...	...	...	...	...	...	...	...	...	...	3	
July	5,535	293	52.9	3	...	1	...	...	...	...	...	...	...	1	...	...	...	...	...	1	...	...	...	...	...	1	
August	5,542	309	55.8	3	...	...	...	1	...	1	...	...	...	...	...	1	...	...	...	...	...	...	...	...	...	...	
September	5,535	363	65.6	10	...	...	...	4	...	1	...	...	...	...	...	...	...	...	...	...	...	...	...	...	...	2	
October	5,476	347	63.4	9	...	...	...	3	...	...	...	...	...	...	...	...	...	...	...	...	...	...	...	...	...	3	
November	5,596	319	56.8	5	...	...	...	...	...	...	...	...	...	...	...	...	...	...	...	1	1	...	...	...	...	1	
December	5,394	288	53.4	4	...	...	...	...	...	...	...	...	...	...	...	...	...	...	...	...	...	...	...	...	...	...	
						2	...	14	...	2	...	6	...	5	...	7	...	2	5	4	...	...	...	...	...	7	17
Died per 1,000 of the Average Strength,																											
For the year	5,368	288	53.7	71	13.22	37	...	2.61	...	37	...	1.12	...	93	...	1.30	...	37	93	73	...	...	...	...	...	1.30	317

CAUSES OF ADMISSIONS.	NUMBER OF ADMISSIONS INTO HOSPITAL IN EACH MONTH.												Total Admitted during the Year.	Admitted per 1,000 of Strength.	Died out of each hundred cases treated.
	Jan.	Feb.	March.	April.	May.	June.	July.	Aug.	Sept.	Oct.	Nov.	Dec.			
Cholera	...	...	1	...	...	1	...	1	...	...	...	...	4	...	59.00
Smallpox	...	...	...	1	...	...	...	...	...	...	...	...	...	...	...
Enteric Fever	...	...	1	...	...	...	...	...	...	...	...	...	...	...	...
Fever, Intermittent	82	119	85	102	108	74	...	94	169	221	336	312	281	1,983	369.4
" Remittent	1	4	3	3	5	...	...	...	14	3	9	...	4	54	...
" Continued	4	11	20	59	114	57	...	41	67	124	94	62	79	732	138.4
Apoplexy	...	...	1	...	3	3	...	9	...	...	...	...	...	26	4.8
Delirium Tremens	...	...	...	...	3	3	...	3	...	...	...	...	...	30	5.6
Dysentery	4	7	2	7	3	3	...	14	16	21	13	9	7	106	19.7
Diarrhoea	14	23	15	10	18	22	...	13	62	34	23	9	19	262	48.8
Hepatitis	13	14	12	22	47	32	...	24	21	15	22	19	10	251	46.8
Spleen Disease	3	2	2	1	8	5	...	3	...	2	2	1	1	30	5.6
Respiratory Diseases	37	37	23	22	25	25	...	18	15	17	25	19	32	295	55.9
Phthisis Pulmonalis	1	2	1	1	8	...	...	1	4	5	5	4	1	33	6.1
Scurvy	...	...	...	...	1	...	...	1	...	...	...	...	...	3	...
Rheumatism	11	13	18	27	26	24	...	21	26	21	17	22	14	250	46.6
Veneral Diseases	61	97	81	89	104	73	...	59	76	46	47	54	33	820	152.8
Eye Diseases	5	12	17	18	15	13	...	10	18	8	9	8	4	137	25.5
Abcess and Ulcer	33	36	33	44	55	53	...	59	69	41	53	30	24	526	98.0
Wounds and Accidents	42	64	46	45	47	38	...	33	52	39	56	34	47	543	101.2
All other Causes	46	91	62	70	103	88	...	59	123	105	112	86	82	1,070	199.3
	357	542	424	528	709	518	503	735	713	836	682	644	7,191		
	Admitted per 1,000 of the Average Strength in each Month.														
	79.3	104.3	77.3	96.9	129.2	94.5	99.9	132.6	128.8	152.7	127.8	119.4	139.6		

# EUROPEAN TROOPS, 1876.

## XIV.

TABLE showing the SICKNESS and MORTALITY among the EUROPEAN TROOPS serving in the DECCAN and in NAGPORE during the Year 1876, and the prevalence of the principal Diseases in each Month of the Year.

(The Garrison of Bombay, drawn chiefly from Regiments serving in the Deccan, is included in this Statement.)

MONTHS.	Average Strength.	Average Number Daily Sick.	Number Daily Sick per 1,000 of Strength.	Number of Deaths.	Died per 1,000 of Strength.	CAUSES OF DEATH IN HOSPITAL.															Died out of Hospital.						
						Cholera.	Smallpox.	Enteric Fever.	Fever, Intermittent.	Fever, Remittent.	Fever, Continued.	Apoplexy.	Delirium Tremens.	Dysentery.	Diarrhoea.	Hepatitis.	Spleen Disease.	Respiratory Diseases.	Heart Diseases.	Phthisis Pulmonalis.		Dropsy.	Scurvy.	Atrophy and Anæmia.	Wounds and Accidents.	All other Causes.	
January	7,009	404	57.6	6	...	...	...	12	...	...	...	...	...	12	...	1	...	...	...	...	...	...	...	...	...	...	
February	6,979	397	56.9	4	...	...	...	1	...	...	...	...	...	1	...	...	...	...	...	...	...	...	...	...	...	...	
March	7,385	365	49.4	7	...	...	...	...	...	...	...	...	...	...	...	...	...	...	...	...	...	...	...	...	...	...	
April	7,637	370	48.5	9	...	1	...	...	...	...	...	...	...	12	...	...	...	...	...	...	...	...	...	...	...	...	
May	7,568	347	45.9	11	...	...	...	12	...	...	...	...	...	4	...	...	...	...	...	...	...	...	...	...	...	...	
June	7,617	380	49.9	9	...	...	...	...	...	...	...	...	...	6	...	...	...	...	...	...	...	...	...	...	...	...	
July	7,628	415	54.4	4	...	...	...	...	...	...	...	...	...	1	...	...	...	...	...	...	...	...	...	...	...	...	
August	7,606	421	55.4	15	...	1	...	3	...	12	...	...	...	...	...	4	...	1	...	...	...	...	...	...	...	...	
September	7,588	420	55.4	11	...	1	...	6	...	...	...	...	...	1	...	...	...	1	...	...	...	...	...	...	...	...	
October	7,461	435	58.3	10	...	...	...	...	...	...	...	...	...	12	...	3	...	1	...	1	...	...	...	...	...	...	
November	7,066	411	58.2	3	...	...	...	1	...	...	...	...	...	12	...	...	...	...	...	...	...	...	...	...	...	...	
December	7,060	386	54.7	10	...	...	...	...	...	...	...	...	...	...	...	2	...	1	1	1	...	...	...	...	...	2	
						3	...	19	...	2	1	15	...	8	...	16	...	7	7	5	...	...	...	...	7	9	
Died per 1,000 of the Average Strength.																											
For the year	7,384	396	53.6	99	13.41	.41	...	2.57	...	.41	2.03	...	1.08	...	2.16	...	.95	.95	.68	...	...	...	...	...	.96	1.22	

CAUSES OF ADMISSIONS.	NUMBER OF ADMISSIONS INTO HOSPITAL IN EACH MONTH.												Total Admitted during the Year.	Admitted per 1,000 of Strength.	Died out of each hundred cases treated.
	Jan.	Feb.	March.	April.	May.	June.	July.	Aug.	Sept.	Oct.	Nov.	Dec.			
Cholera	1	3	...	1	...	...	...	2	1	...	...	...	8	1.1	37.50
Smallpox	...	2	2	3	2	...	...	...	...	...	...	1	10	1.4	...
Enteric Fever	5	1	...	1	4	1	2	8	14	9	1	3	49	6.6	38.77
Fever, Intermittent	136	150	111	118	155	177	288	265	215	390	250	118	2,373	321.4	...
Remittent	3	1	2	5	5	4	5	8	3	7	2	2	47	...	...
Continued	30	56	57	65	108	108	39	57	82	70	39	44	755	108.6	37
Apoplexy	...	...	1	3	10	18	1	...	1	1	...	1	36	4.9	41.67
Delirium Tremens	4	1	2	6	2	2	1	2	3	7	...	3	33	4.5	...
Dysentery	32	27	9	13	14	15	31	48	31	47	27	31	325	44.0	2.46
Diarrhoea	17	34	9	33	27	31	60	65	34	21	29	32	383	51.9	...
Hepatitis	34	32	28	25	25	25	14	24	27	33	34	19	320	43.3	5.00
Spleen Disease	...	2	1	2	2	4	...	2	1	4	2	2	22	3.0	...
Respiratory Diseases	49	54	45	47	53	33	25	23	21	36	28	28	442	59.9	1.58
Phthisis Pulmonalis	2	5	4	4	2	4	4	3	4	3	5	5	45	6.1	11.11
Scurvy	...	...	...	...	...	...	...	...	...	...	...	...	...	...	...
Rheumatism	27	31	21	28	20	17	30	30	17	30	12	20	283	38.3	...
Veneral Diseases	169	191	145	151	149	124	125	137	124	127	102	95	1,632	221.0	...
Eye Diseases	9	6	10	8	12	8	8	15	7	19	11	13	126	17.0	...
Abscess and Ulcer	55	68	67	71	74	59	41	45	40	39	45	46	650	88.0	...
Wounds and Accidents	81	77	60	54	65	64	49	70	55	74	45	64	748	101.3	...
All other Causes	99	121	99	125	149	98	101	112	94	115	91	80	1,284	173.0	...
	743	862	673	766	878	782	821	916	774	1,032	714	607	9,571		
Admitted per 1,000 of the Average Strength in each Month.															
	100.0	123.5	91.1	100.3	116.0	102.7	108.0	120.4	102.0	138.3	101.0	86.0	129.2		



# EUROPEAN TROOPS, 1876.

## XV.

TABLE showing the SICKNESS and MORTALITY among the EUROPEAN TROOPS serving in SOUTHERN INDIA during the Year 1876, and the prevalence of the principal Diseases in each Month of the Year.

MONTHS.	Average Strength.	Average Number Daily Sick.	Number Daily Sick per 1,000 of Strength.	Number of Deaths.	Died per 1,000 of Strength.	CAUSES OF DEATH IN HOSPITAL.																		Died out of Hospital.			
						Cholera.	Smallpox.	Enteric Fever.	Fever, Intermittent.	Fever, Remittent.	Fever, Continued.	Apoplexy.	Delirium Tremens.	Dysentery.	Diarrhoea.	Hepatitis.	Spleen Disease.	Respiratory Diseases.	Heart Disease.	Phthisis Pulmonalis.	Dropsy.	Scurvy.	Atrophy and Anæmia.		Wounds and Accidents.	All other Causes.	
January	4,328	230	53.1	...	...	...	...	...	...	...	...	...	...	...	...	1	...	...	...	...	...	...	...	...	...	...	
February	4,225	220	52.1	...	...	...	...	...	...	...	...	...	...	...	...	...	...	...	...	...	...	...	...	...	...	...	
March	4,560	217	47.6	...	...	...	...	...	...	...	...	...	...	...	...	...	...	...	...	...	...	...	...	...	...	...	
April	4,771	212	44.4	...	...	...	...	...	...	...	...	...	...	...	...	...	...	...	...	...	...	...	...	...	...	...	
May	4,734	206	43.5	...	...	...	...	...	...	...	...	...	...	...	...	...	...	...	...	...	...	...	...	...	...	...	
June	4,524	211	46.7	...	...	...	...	...	...	...	...	...	...	...	...	...	...	...	...	...	...	...	...	...	...	...	
July	4,519	228	50.3	...	...	...	...	...	...	...	...	...	...	...	...	...	...	...	...	...	...	...	...	...	...	...	
August	4,810	239	49.6	...	...	...	...	...	...	...	...	...	...	...	...	...	...	...	...	...	...	...	...	...	...	...	
September	4,814	240	49.9	...	...	...	...	...	...	...	...	...	...	...	...	...	...	...	...	...	...	...	...	...	...	...	
October	4,811	233	48.4	...	...	...	...	...	...	...	...	...	...	...	...	...	...	...	...	...	...	...	...	...	...	...	
November	4,794	234	48.8	...	...	...	...	...	...	...	...	...	...	...	...	...	...	...	...	...	...	...	...	...	...	...	
December	4,806	227	46.9	...	...	...	...	...	...	...	...	...	...	...	...	...	...	...	...	...	...	...	...	...	...	...	
						7	...	1	...	...	3	5	1	4	...	14	...	...	7	3	...	...	...	...	1	6	7
Died per 1,000 of the Average Strength.																											
For the year	4,703	225	47.8	59	12.55	1.49	...	.21	.64	...	1.00	.21	.85	...	2.08	...	...	1.40	.64	...	...	...	...	.21	1.28	1.40	...

CAUSES OF ADMISSIONS.	NUMBER OF ADMISSIONS INTO HOSPITAL IN EACH MONTH.												Total Admitted during the Year.	Admitted per 1,000 of Strength.	Died out of each hundred cases treated.
	Jan.	Feb.	March.	April.	May.	June.	July.	Aug.	Sept.	Oct.	Nov.	Dec.			
Cholera	...	...	...	7	2	2	...	...	...	1	...	...	12	2.5	58.33
Smallpox	...	...	...	...	...	...	...	...	...	...	...	...	...	...	...
Enteric Fever	...	...	...	...	...	...	...	...	...	...	...	...	...	...	...
Fever, Intermittent	11	14	9	7	8	11	23	18	4	12	20	11	148	31.5	...
" Remittent	1	41	1	1	1	...	1	...	2	2	1	1	12	...	...
" Continued	28	34	26	26	47	45	38	64	56	81	31	27	483	105.2	...
Apoplexy	1	2	...	3	1	1	...	...	...	1	...	...	9	1.9	55.56
Delirium Tremens	3	1	1	1	...	1	...	3	2	...	...	2	14	3.0	71.4
Dysentery	6	10	17	20	21	21	30	21	18	22	13	28	227	48.3	1.76
Diarrhoea	7	16	22	27	24	15	24	15	16	7	16	24	213	45.3	...
Hepatitis	18	20	17	15	23	16	19	22	28	10	31	24	253	53.8	5.33
Spleen Disease	...	...	...	...	...	...	...	2	1	1	...	1	5	1.0	...
Respiratory Diseases	19	25	12	10	13	12	28	27	10	13	18	14	201	42.7	...
Phthisis Pulmonalis	1	4	1	2	...	3	1	4	1	6	...	6	29	6.2	10.35
Scurvy	...	...	...	...	...	...	...	...	...	...	...	...	...	...	...
Rheumatism	8	15	14	18	21	17	17	24	19	11	10	6	180	38.3	...
Veneral Diseases	87	48	83	48	70	59	60	81	50	58	57	54	738	161.2	...
Eye Diseases	1	3	1	2	2	4	6	11	7	6	5	7	55	11.7	...
Abscess and Ulcer	31	41	26	43	60	50	43	39	27	49	21	30	408	86.6	...
Wounds and Accidents	28	34	29	37	43	43	38	49	24	30	25	39	420	89.3	...
All other Causes	54	86	79	77	74	59	71	116	73	91	68	78	926	195.9	...
	304	354	338	344	415	359	400	491	330	411	319	352	4,417	...	...
Admitted per 1,000 of the Average Strength in each Month.															
	70.2	83.8	71.0	72.1	87.7	76.0	83.0	104.9	68.5	85.4	66.6	72.8	90.2	...	...

# EUROPEAN TROOPS, 1876.

## XVI.

TABLE showing the SICKNESS and MORTALITY among the EUROPEAN TROOPS serving in BURMAH and PEGU during the Year 1876; and the prevalence of the principal Diseases in each Month of the Year.

MONTHS.	Average Strength.	Average Number Daily Sick.	Number Daily Sick per 1,000 of Strength.	Number of Deaths.	Died per 1,000 of Strength.	CAUSES OF DEATHS IN HOSPITAL.																	Died out of Hospital.				
						Cholera.	Smallpox.	Enteric Fever.	Fever, Intermittent.	Fever, Remittent.	Fever, Continued.	Apoplexy.	Delirium Tremens.	Dysentery.	Diarrhoea.	Hepatitis.	Spleen Disease.	Respiratory Diseases.	Heart Diseases.	Phthisis Pulmonalis.	Dropsy.	Scurvy.		Atrophy and Anæmia.	Wounds and Accidents.	All other Causes.	
January	2,127	79	37.1	1	...	...	...	...	...	...	...	...	...	...	...	...	...	...	...	...	...	...	...	...	...	1	
February	1,929	71	36.8	1	...	...	...	...	...	...	...	...	...	...	...	...	...	...	...	...	...	...	...	...	...	1	
March	2,028	82	40.4	2	...	...	...	...	...	...	...	...	...	1	...	...	...	...	...	...	...	...	...	...	...	1	
April	2,104	85	40.4	1	...	...	...	...	...	...	...	...	...	...	...	...	...	...	...	1	...	...	...	...	...	1	
May	2,064	99	48.0	1	...	...	...	...	...	...	...	...	1	...	...	...	...	...	...	...	...	...	...	...	...	1	
June	2,043	119	58.2	2	...	...	...	...	...	...	...	...	...	2	...	...	...	...	...	...	...	...	...	...	...	1	
July	2,032	125	61.5	...	...	...	...	...	...	...	...	...	...	...	...	...	...	...	...	...	...	...	...	...	...	...	
August	2,009	125	62.2	3	...	...	...	1	...	...	...	...	...	1	...	...	...	...	...	...	...	...	...	...	...	1	
September	2,000	134	67.0	2	...	...	...	...	...	...	...	...	...	1	...	...	...	...	...	...	...	...	...	...	...	1	
October	2,014	105	52.2	6	...	...	...	...	...	...	...	...	...	1	...	...	...	...	1	...	...	...	...	...	...	1	
November	1,969	111	56.4	1	...	...	...	...	...	...	...	...	...	1	...	...	...	...	...	...	...	...	...	...	...	1	
December	1,966	107	54.4	4	...	...	...	...	...	...	...	...	...	1	...	...	...	...	...	...	...	...	...	...	...	1	
						...	...	1	...	...	...	1	...	8	...	...	...	...	1	1	...	...	1	...	5	7	
Died per 1,000 of the Average Strength.																											
For the year	2,024	103	50.9	25*	12.35	...	...	49	...	...	49	...	3.95	...	...	...	...	49	49	...	...	49	...	247	3.46	...	

CAUSES OF ADMISSIONS.	NUMBER OF ADMISSIONS INTO HOSPITAL IN EACH MONTH.												Total Admitted during the Year.	Admitted per 1,000 of Strength.	Died out of each hundred cases treated.
	Jan.	Feb.	March.	April.	May.	June.	July.	Aug.	Sept.	Oct.	Nov.	Dec.			
Dengue	...	...	...	...	...	...	...	...	...	...	4	2	6	3.0	...
Cholera	...	...	...	...	...	...	...	...	...	...	...	...	...	...	...
Smallpox	...	...	1	...	...	...	...	...	...	...	...	...	1	...	...
Enteric Fever	...	...	...	...	...	...	...	1	...	...	...	...	1	...	...
Fever, Intermittent	3	3	4	1	3	6	6	11	7	...	2	5	51	25.2	...
" Remittent	...	...	...	...	...	1	3	...	...	...	...	...	4	...	...
" Continued	5	3	10	11	9	32	23	17	13	29	13	12	177	89.4	...
Apoplexy	...	...	...	...	1	...	...	1	...	...	...	...	2	1.0	50.00
Delirium Tremens	1	1	2	...	1	1	1	2	...	3	...	...	12	6.0	...
Dysentery	20	17	7	1	19	27	27	21	18	18	12	26	213	105.2	376
Diarrhoea	4	...	4	6	12	21	21	27	18	14	12	10	149	73.6	...
Hepatitis	11	13	6	11	14	14	18	14	14	5	10	5	135	66.7	...
Spleen Disease	...	...	...	...	...	...	...	...	...	1	1	...	2	1.0	...
Respiratory Diseases	9	12	7	5	8	6	6	8	5	9	5	7	87	43.0	...
Phthisis Pulmonalis	2	2	...	3	3	2	3	3	1	2	1	...	22	10.9	455
Scurvy	...	...	...	...	...	...	...	...	...	...	...	...	...	...	...
Rheumatism	3	4	5	10	10	8	5	12	10	13	10	4	94	46.4	...
Veneral Diseases	28	22	26	33	32	33	28	27	14	15	29	13	300	148.2	...
Eye Diseases	2	...	...	1	3	...	...	...	...	...	...	...	28	13.8	...
Abscess and Ulcer	11	10	14	13	18	14	17	24	9	17	11	5	163	80.5	...
Wounds and Accidents	10	18	15	9	16	16	21	16	20	12	13	17	183	90.4	...
All other Causes	24	26	41	51	72	57	59	72	61	38	47	27	566	279.7	...
	133	132	141	155	221	238	233	258	192	183	175	135	2196	...	...
Admitted per 1,000 of the Average Strength in each Month.															
	62.5	68.4	69.5	73.7	107.1	116.5	114.7	128.4	96.0	90.8	88.9	68.7	108.0	...	...

\* Besides these 25 deaths, 10 deaths occurred among men invalided from Burmah. The ratio for 35 deaths is 17.29 per 1,000.



# EUROPEAN TROOPS, 1876.

## XVII.

TABLE showing the SICKNESS and MORTALITY among the EUROPEAN TROOPS occupying the HILL STATIONS and HILL CONVALESCENT DEPOTS of the MADRAS and BOMBAY PRESIDENCIES during the Year 1876, and the prevalence of the principal Diseases in each Month of the Year.

(The Statistics of Wellington, Ramandroog, Pachmarhi, Purandhar, Taraghur, and Mount Abo are aggregated in this Statement.)

MONTHS.	Average Strength.	Average Number Daily Sick.	Number Daily Sick per 1,000 of Strength.	Number of Deaths.	Died per 1,000 of Strength.	CAUSES OF DEATHS IN HOSPITAL.														Died out of Hospital.						
						Cholera.	Smallpox.	Enteric Fever.	Fever, Intermittent.	Fever, Remittent.	Fever, Continued.	Apoplexy.	Delirium Tremens.	Dysentery.	Diarrhoea.	Hepatitis.	Spleen Disease.	Respiratory Diseases.	Heart Diseases.		Phthisis Pulmonalis.	Dropsy.	Scurvy.	Atrophy and Anæmia.	Wounds and Accidents.	All other Causes.
January	480	17	35.4	1	...	...	...	...	...	...	...	...	...	...	...	...	1	...	...	...	...	...	...	...	...	...
February	277	12	43.3	...	...	...	...	...	...	...	...	...	...	...	...	...	...	...	...	...	...	...	...	...	...	...
March	602	43	71.4	...	...	...	...	...	...	...	...	...	...	...	...	...	...	...	...	...	...	...	...	...	...	...
April	1,059	94	88.8	1	...	...	...	...	...	...	...	...	...	...	...	...	...	...	...	...	...	...	...	...	...	...
May	1,069	88	80.8	...	...	...	...	1	...	...	...	...	...	...	...	...	...	...	...	...	...	...	...	...	...	...
June	1,062	86	79.5	...	...	...	...	1	...	...	...	...	...	...	...	...	...	...	...	...	...	...	...	...	...	...
July	1,005	81	80.6	...	...	...	...	...	...	...	...	...	...	...	...	...	...	...	...	...	...	...	...	...	...	1
August	1,046	79	75.5	3	...	...	...	1	...	...	...	...	...	...	...	...	...	...	...	...	...	...	...	...	...	...
September	1,057	82	77.6	...	...	...	...	...	...	...	...	...	...	...	...	...	...	...	...	...	...	...	...	...	...	...
October	1,071	83	77.5	2	...	...	...	...	...	...	...	...	...	...	...	...	...	...	...	...	...	...	...	...	...	...
November	1,018	73	71.7	...	...	...	...	...	...	...	...	...	...	...	...	...	...	...	...	...	...	...	...	...	...	...
December	702	49	69.5	1	...	...	...	...	...	...	...	...	...	...	...	...	...	...	...	...	...	...	...	...	...	...
						...	...	3	...	...	2	...	2	...	...	...	1	1	...	...	...	1	2	1	...	...
Died per 1,000 of the Average Strength.																										
For the year	874	65	74.4	13	14.97	...	...	3.44	...	...	2.29	...	2.29	...	...	...	1.14	1.14	...	...	...	1.14	2.29	1.14	...	...

CAUSES OF ADMISSIONS.	NUMBER OF ADMISSIONS INTO HOSPITAL IN EACH MONTH.												Total Admitted during the Year.	Admitted per 1,000 of Strength.	Died out of each hundred cases treated.
	Jan.	Feb.	March.	April.	May.	June.	July.	Aug.	Sept.	Oct.	Nov.	Dec.			
Cholera	...	...	...	...	1	...	...	...	...	...	...	...	1	1.1	...
Smallpox	...	...	...	...	...	...	1	...	...	...	...	...	5	5.7	...
Enteric Fever	...	...	1	...	2	...	...	1	...	...	...	...	1	...	...
Fever, Intermittent	7	5	10	7	16	12	15	18	14	16	16	7	143	163.6	6900
" Remittent	...	...	2	...	...	...	...	...	...	...	...	...	4	...	...
" Continued	...	...	9	17	38	46	34	31	38	25	21	5	264	306.7	...
Apoplexy	...	...	...	1	4	1	...	...	...	...	...	...	7	8.0	28.57
Delirium Tremens	...	...	...	...	1	...	...	...	...	...	...	...	7	8.0	...
Dysentery	...	...	6	7	4	5	2	9	2	3	1	1	40	45.8	5.90
Diarrhoea	1	...	2	19	21	7	4	1	4	1	...	2	60	75.5	...
Hepatitis	...	...	5	1	7	7	6	4	8	11	3	6	58	66.4	...
Spleen Disease	...	...	2	1	...	...	1	...	...	...	...	...	4	4.6	...
Respiratory Diseases	2	2	6	15	8	11	15	14	8	23	8	10	122	139.6	...
Phthisis Pulmonalis	...	1	1	2	2	3	1	1	...	...	1	...	12	13.7	8.33
Scurvy	...	...	...	...	...	...	...	1	...	...	...	...	1	1.1	...
Rheumatism	2	4	5	8	7	3	4	4	10	8	8	3	66	75.5	...
Veneral Diseases	2	3	20	16	18	7	15	10	9	11	9	7	127	145.3	...
Eye Diseases	...	...	...	5	2	1	1	2	...	3	1	3	18	20.6	...
Abscess and Ulcer	3	5	4	12	7	3	2	13	17	10	6	7	89	101.8	...
Wounds and Accidents	3	1	4	4	11	8	5	8	10	9	7	4	74	84.7	...
All other Causes	4	5	11	37	25	13	21	33	33	42	22	13	262	299.8	...
	24	26	91	152	174	127	139	150	158	166	164	69	1,371		
Admitted per 1,000 of the Average Strength in each Month.															
	60.0	93.9	154.2	143.5	159.8	117.4	129.3	143.4	149.5	155.0	162.2	98.3	1568.6		

# EUROPEAN TROOPS, 1876.

## XVIII.

COMPARATIVE STATEMENT of the RATIOS of SICKNESS and MORTALITY among the EUROPEAN TROOPS serving in the various PROVINCES of the BENGAL PRESIDENCY during the Year 1876.

	RATIO PER 1,000 OF STRENGTH.						
	Bengal Proper.	Gangetic Provinces.	Kohilund and Meerut.	Agra and Central India.	Punjab.	Hill Stations.	ARMY OF BENGAL.
I.—AVERAGE DAILY SICK-RATE OF EACH MONTH.							
January	561	538	457	441	625	331	512
February	497	634	455	502	567	327	521
March	521	657	435	472	463	426	499
April	512	671	427	435	436	467	508
May	427	706	469	516	473	523	562
June	435	753	550	512	541	495	592
July	517	725	559	506	539	524	593
August	627	675	562	489	640	494	602
September	695	737	634	596	831	457	678
October	702	838	606	612	814	451	694
November	679	777	562	579	686	398	633
December	691	625	417	459	636	382	558
AVERAGE OF THE YEAR	563	696	510	512	604	456	580
II.—COMPOSITION OF THE ADMISSION-RATE OF THE YEAR.							
Dengue	...	838	...	...	44	...	183
Cholera	25	47	18	13	64	30	45
Smallpox	...	...	5	...	4	...	2
Enteric Fever	25	72	30	33	46	59	47
Intermittent Fever	2779	1685	3021	4548	6917	2658	3983
Remittent and Continued Fevers	2535	1514	888	1231	2344	909	1594
Apoplexy	20	77	46	27	62	6	46
Delirium Tremens	20	34	27	13	30	13	25
Dysentery	598	350	293	196	200	232	267
Diarrhoea	598	599	460	351	460	417	485
Hepatitis	488	595	419	480	382	408	463
Spleen Disease	25	72	36	40	102	94	74
Respiratory Diseases	752	741	567	927	921	729	613
Phthisis Pulmonalis	100	88	91	48	61	94	83
Scurvy	...	6	2	...	3	4	3
Rheumatism	378	616	478	530	799	588	650
Veneral Diseases	2106	3106	1621	1672	1479	1778	1947
Eye Diseases	124	204	232	173	172	126	171
Abscess and Ulcer	682	1024	717	733	829	460	772
Wounds and Accidents...	832	1053	1040	879	1118	818	984
All other Causes	2961	2122	1671	1378	1895	1337	1797
ADMISSION-RATE OF THE YEAR	14268	14863	11662	13272	17952	10160	14434
III.—COMPOSITION OF THE DEATH-RATE OF THE YEAR.							
Cholera	249	311	134	25	443	223	314
Smallpox	...	...	...	...	...	...	...
Enteric Fever	100	284	182	151	141	167	175
Remittent and Continued Fevers	100	54	68	59	106	55	71
Apoplexy	49	230	273	101	239	19	177
Delirium Tremens	100	...	...	...	18	...	11
Dysentery	149	149	91	25	53	148	104
Diarrhoea	...	13	...	...	79	...	68
Hepatitis	100	122	251	126	124	130	142
Spleen Disease	...	...	...	...	79	...	63
Respiratory Diseases	49	13	23	59	106	111	79
Heart Diseases	...	135	114	25	115	111	101
Phthisis Pulmonalis	249	123	136	25	71	74	112
Injuries	...	41	...	...	69	...	14
All other Causes	100	163	136	25	151	223	170
Deaths from violence out of Hospital	199	149	114	156	106	74	121
DEATH-RATE OF THE YEAR	1444	1786	1525	779	1700	1335	1602
DIED OUT OF EACH HUNDRED CASES TREATED.							
IV.—MORTALITY RELATIVE TO THE NUMBER TREATED.							
Cholera	10000	6571	6250	2000	6944	7500	7055
Enteric Fever	4900	3962	6154	4615	3977	2812	3743
Remittent and Continued Fevers	39	27	77	41	42	61	41
Apoplexy	2500	2962	6000	3637	3857	3333	3892
Delirium Tremens	5000	...	...	...	588	...	444
Dysentery	294	425	310	128	265	640	390
Hepatitis	204	205	598	262	324	318	367
Respiratory Diseases	66	18	40	54	115	153	97
Phthisis Pulmonalis	2500	1385	1500	526	1159	784	1363



# EUROPEAN TROOPS, 1876.

## XIX.

COMPARATIVE STATEMENT of the RATIOS of SICKNESS and MORTALITY among the EUROPEAN TROOPS serving in the various PROVINCES of the BOMBAY and MADRAS PRESIDENCIES during the Year 1876.

	RATIO PER 1,000 OF STRENGTH.						
	Rajpootana, Malwa, Scinde, and Aden.	Deccan and Nagpore.	Southern India.	Burmah and Pegu.	ARMY OF MADRAS.	ARMY OF BOMBAY.	ARMY OF INDIA.
<b>I.—AVERAGE DAILY SICK-RATE OF EACH MONTH.</b>							
January	44.4	57.6	53.1	37.1	52.9	44.6	50.3
February	45.2	56.9	52.1	36.8	52.9	46.8	51.3
March	43.6	49.4	45.6	40.4	47.8	46.9	49.0
April	47.0	48.5	44.4	49.4	49.7	48.5	60.2
May	55.2	45.9	43.5	48.0	50.1	51.3	54.1
June	54.7	49.9	44.7	58.2	55.5	54.2	57.0
July	52.9	54.4	47.3	61.5	55.2	55.9	58.3
August	55.8	55.4	49.6	62.2	60.8	56.3	59.6
September	65.6	55.1	49.9	67.0	63.4	59.0	65.5
October	63.4	58.3	48.4	52.2	58.9	61.6	66.0
November	50.8	58.2	48.8	56.4	50.5	58.1	61.7
December	53.1	54.7	46.9	54.4	58.6	52.7	55.8
AVERAGE OF THE YEAR	53.7	53.6	47.8	50.9	55.4	53.0	56.6
<b>II.—COMPOSITION OF THE ADMISSION-RATE OF THE YEAR.</b>							
Dysentery	...	...	...	3.0	5	...	11.7
Cholera	7	11	25	...	31	5	35
Smallpox	7	14	...	5	2	14	4
Enteric Fever	6.0	6.6	9	...	44	43	46
Intermittent Fever	360.4	311.4	31.5	25.2	53.9	411.8	335.0
Remittent and Continued Fevers	146.4	108.6	105.2	89.4	146.2	95.4	145.5
Apoplexy	4.8	4.9	1.9	1.0	4.4	3.2	4.3
Delirium Tremens	5.6	4.5	3.9	6.0	4.6	4.7	3.3
Dysentery	19.7	44.0	48.3	105.2	63.9	27.5	33.9
Diarrhoea	48.8	51.9	45.3	73.6	60.5	46.8	50.5
Hepatitis	46.8	43.3	53.8	66.7	63.3	44.1	49.1
Spleen Disease	5.6	3.0	1.0	1.0	1.5	4.6	5.8
Respiratory Diseases	55.0	59.9	42.7	43.0	69.4	53.2	72.4
Phthisis Pulmonalis	6.1	6.1	6.2	10.9	9.2	6.2	8.1
Scurvy	6	...	...	...	1	3	2
Rheumatism	46.6	34.3	38.3	46.4	43.2	43.3	57.0
Veneral Diseases	152.8	221.0	161.2	148.2	184.4	178.8	180.9
Eye Diseases	25.5	17.0	11.7	18.8	14.1	21.4	17.4
Abscess and Ulcer	98.0	88.0	99.5	80.5	91.0	94.6	88.1
Wounds and Accidents	161.2	161.3	89.3	98.4	93.9	97.9	97.5
All other Causes	199.3	173.9	196.9	279.7	227.3	177.0	188.3
ADMISSION-RATE OF THE YEAR	1330.6	1296.2	939.2	1085.0	1131.0	1317.0	1361.5
<b>III.—COMPOSITION OF THE DEATH-RATE OF THE YEAR.</b>							
Cholera	37	41	149	...	154	49	232
Smallpox	...	...	...	...	...	...	...
Enteric Fever	2.61	2.57	21	49	1.09	1.86	1.82
Remittent and Continued Fevers	37	41	61	...	46	49	59
Apoplexy	1.12	2.03	1.06	49	1.00	78	1.63
Delirium Tremens	...	...	21	...	18	...	10
Dysentery	93	1.08	85	3.95	1.72	98	1.16
Diarrhoea	...	...	...	...	...	...	95
Hepatitis	1.39	2.16	2.98	...	2.00	2.24	1.68
Spleen Disease	...	...	...	...	...	...	92
Respiratory Diseases	37	95	...	...	99	78	96
Heart Diseases	93	95	149	49	1.27	98	1.05
Phthisis Pulmonalis	75	68	64	49	1.00	98	1.07
Injuries	...	...	21	...	18	...	12
All other Causes	1.39	95	1.28	2.95	1.81	78	1.56
Deaths from violence out of Hospital	3.17	1.22	1.49	3.46	1.63	2.34	1.49
DEATH-RATE OF THE YEAR	13.22	13.41	12.55	12.35	15.77	12.39	15.32
<b>DIED OUT OF EACH HUNDRED CASES TREATED.</b>							
<b>IV.—MORTALITY RELATIVE TO THE NUMBER TREATED.</b>							
Cholera	50.00	37.50	58.33	...	50.00	40.00	60.34
Enteric Fever	43.75	38.77	25.00	...	41.90	43.18	39.77
Remittent and Continued Fevers	25	37	61	...	31	39	38
Apoplexy	23.08	41.67	55.56	50.00	42.86	24.24	37.75
Delirium Tremens	...	...	7.14	...	3.92	...	3.47
Dysentery	4.72	2.46	1.76	3.76	2.79	3.55	3.41
Hepatitis	2.79	5.00	5.63	...	3.15	5.00	3.41
Respiratory Diseases	68	1.34	...	...	15	1.47	91
Phthisis Pulmonalis	12.12	11.11	10.35	4.55	10.89	15.62	13.25

# EUROPEAN TROOPS, 1876.

## XX.

TABLE showing the GENERAL STATISTICS of SICKNESS and MORTALITY in the PRINCIPAL MILITARY STATIONS of the THREE PRESIDENCIES.

STATIONS.	Period of Observation.	Average Strength during the period of occupation.	DAILY SICK PER 1,000 OF THE AVERAGE STRENGTH IN EACH MONTH.												Average Daily Sick per 1,000 of Strength for the period of occupation.	Admission-rate per 1,000 of Strength for the period of occupation.	DIED PER 1,000 OF THE AVERAGE STRENGTH.		
			AVERAGE STRENGTH IN EACH MONTH.														A.	B.	C.
			Jan.	Feb.	Mar.	April.	May.	June.	July.	Aug.	Sept.	Oct.	Nov.	Dec.					
BENGAL PROVINCES.																			
Fort William	For the Year	994	436	310	448	512	421	476	511	502	492	560	481	628	3.21	5.95	2.14	1071	
Dum-Dum	"	634	521	587	479	602	694	549	417	671	582	610	636	608	1.58	14.19	1.58	1735	
Barrackpore	"	419	575	752	728	525	476	476	476	826	882	1148	1156	891	7.77	13.64	2.27	1916	
GANGA PROVINCES.																			
Hardyburgh	For the Year	101	481	577	396	396	297	398	297	495	604	693	503	392	...	9.90	...	990	
Binsore	"	874	481	577	396	396	297	398	297	495	604	693	503	392	...	13.74	1.14	1830	
Bengal	"	477	598	725	782	693	605	951	975	569	703	778	1009	884	...	8.39	...	8339	
Chunar	"	689	890	811	694	746	749	759	1001	809	1324	1270	320	523	...	14.71	14.71	7353	
Fyzabad	"	689	756	887	659	609	810	791	694	625	694	563	563	563	...	9.51	1.02	2857	
Locknow	"	2,379	404	479	756	879	861	838	842	768	902	1039	853	645	...	16.39	...	1639	
Shahjahanpur	"	614	735	748	521	307	380	435	435	577	577	577	577	577	...	12.58	...	84	
Siapure	"	240	1183	324	302	417	330	438	614	558	794	892	742	897	...	9.77	1.63	1140	
Fatehgarh	"	712	313	318	414	415	477	543	559	571	649	682	602	449	...	8.33	2.81	833	
Cannore	"	944	575	503	387	485	704	663	536	567	452	632	743	774	...	13.23	3.18	5247	
Alahabad	"	944	575	503	387	485	704	663	536	567	452	632	743	774	...	13.23	3.18	1483	
ROHILKHAND AND MEERUT.																			
Shahjahanpur	For the Year	485	358	338	281	444	509	519	375	333	450	313	314	324	...	8.25	2.06	1033	
Bareilly	"	800	358	317	373	443	441	510	434	558	563	558	407	426	...	8.75	...	1253	
Moradabad	"	212	392	402	295	331	229	274	323	320	309	312	379	230	...	14.15	2.10	8040	
Roorkee	"	743	435	437	454	383	578	714	515	694	561	542	565	423	...	4.29	...	8339	
Meerut	"	1,407	673	542	490	450	390	545	572	572	588	631	601	599	...	17.26	...	13198	
Delhi	"	487	421	568	539	429	421	468	583	831	1079	989	945	766	...	10.77	2.05	1643	
Muttra	"	446	271	418	491	472	740	735	735	655	805	613	509	346	...	21.12	2.35	2347	
AGRA AND CENTRAL INDIA.																			
Agra	For the Year	1,098	403	543	570	470	473	487	486	533	490	570	543	297	...	5.96	1.98	794	
Morar	"	1,098	403	543	570	470	473	487	486	533	490	570	543	297	...	5.96	1.98	794	
Gwalior Fort	"	324	385	373	412	444	444	444	444	444	444	444	444	444	...	4.56	0.17	638	
Jhansi	11 Months, Jan. to Nov.	395	386	457	376	421	365	365	365	365	365	365	365	365	...	13.43	...	2169	
Nagpur	11 Months, Jan. to Nov.	265	430	436	409	292	341	481	481	481	481	481	481	481	...	6.83	3.41	1034	
Saugor	For the Year	357	429	489	289	403	411	467	441	468	689	651	391	395	...	2.90	...	1123	
Jubbulpore	"	565	502	534	366	375	572	462	322	286	358	375	428	389	...	3.54	...	354	
PUNJAB.																			
Unahalla	For the Year	1,454	778	819	636	432	365	282	332	481	756	612	467	626	...	7.67	7.0	837	
Julundur	"	855	530	610	464	398	434	484	526	778	1112	1056	951	787	...	10.53	...	2903	
Ferozepore	"	1,077	520	664	461	390	478	513	617	682	971	1152	1057	919	...	10.53	...	1761	
Rohtak	"	743	650	432	334	330	454	615	617	682	971	1152	1057	919	...	9.42	...	1077	
Barni Kham	"	169	400	400	400	400	400	400	400	400	400	400	400	400	...	10.90	...	1090	
Shikot	"	1,076	595	523	425	382	491	698	698	698	698	698	698	698	...	13.94	...	1839	
Barabar and Govindgarh	"	319	700	635	425	468	383	530	530	530	530	530	530	530	...	2.79	...	1720	
Barabar	"	156	626	635	425	468	383	530	530	530	530	530	530	530	...	17.82	...	3274	
Meerut	"	666	1251	963	652	482	372	372	372	372	372	372	372	372	...	16.93	...	3205	
Barni Kham	"	1,522	494	546	343	332	372	372	372	372	372	372	372	372	...	16.93	...	3205	
Campbellpore	"	151	376	387	488	296	888	1036	808	645	500	314	412	397	...	3.28	...	1183	
Attock	10 Months, March to Dec.	160	376	387	488	296	888	1036	808	645	500	314	412	397	...	3.28	...	1183	
Northern	For the Year	1,501	1250	964	476	964	738	697	738	697	738	697	738	697	...	25.07	...	2659	
Ferozepore	"	1,501	614	502	431	477	376	697	436	555	645	624	551	679	...	8.28	...	3134	



HILL STATIONS.													
For the Year.													
Banabhat	1,208	30.9	25.6	44.1	34.3	49.3	48.0	38.0	36.6	36.9	26.3	24.5	37.0
Chakrata	854	31.2	41.6	51.2	37.6	28.5	37.4	37.5	37.6	37.1	22.8	22.2	37.7
Dugahat	927	35.1	33.0	41.3	44.9	54.3	44.7	49.6	45.1	44.1	30.5	44.8	32.4
Solan	326	...	...	...	...	...	...	...	...	...	...	...	...
Sachan	848	37.4	33.9	38.5	69.8	70.2	63.9	69.2	56.2	53.1	10.8	52.0	46.9
Jatogh	...	...	...	...	...	...	...	...	...	...	...	...	...
Kangra	52	19.6	38.4	19.2	38.4	37.7	38.4	38.4	37.7	37.7	120.0	38.4	38.4
Dharmashala	116	...	...	...	...	...	...	...	...	...	...	...	...
Dallavale	1,250	...	...	...	...	...	...	...	...	...	...	...	...
Murree	723	...	...	...	...	...	...	...	...	...	...	...	...
Cheril	...	...	...	...	...	...	...	...	...	...	...	...	...
CONVALESCENT DEPOTS.													
Darjeeling Depot	450	...	...	...	...	...	...	...	...	...	...	...	...
Naini Tal	312	...	...	...	...	...	...	...	...	...	...	...	...
Kanpur	238	...	...	...	...	...	...	...	...	...	...	...	...
Dallavale	348	...	...	...	...	...	...	...	...	...	...	...	...
Murree	430	...	...	...	...	...	...	...	...	...	...	...	...
RAJPOOTANA, MALWA, SCINDE AND AGRA.													
Nussersbad	618	43.3	41.8	53.8	43.8	55.7	60.5	54.3	59.8	79.2	75.5	79.8	53.1
Neemuch	491	34.7	69.9	46.4	51.5	56.2	63.4	58.7	61.0	111.1	111.1	48.5	57.1
Indore	84	76.9	81.1	61.7	62.5	108.4	104.7	104.7	104.7	104.7	104.7	104.7	75.3
Mhow	1,205	30.6	53.6	45.7	36.6	72.4	67.9	61.5	63.5	64.9	53.3	41.3	71.4
Deesa	688	44.2	34.3	27.5	26.0	39.8	40.1	48.2	49.6	53.2	52.5	66.2	37.3
Baroda	211	54.2	56.5	78.3	90.0	90.7	90.9	98.3	93.5	99.7	67.0	66.7	42.2
Amroli	254	42.9	61.0	51.6	41.8	60.9	50.9	48.5	57.7	52.1	79.2	46.1	73.0
Kurruckee and Ghiorce	134	69.5	50.8	27.4	37.6	37.6	37.6	46.5	46.5	51.4	65.5	53.8	56.9
Hydrabad	224	29.3	32.3	30.9	31.5	32.5	32.5	32.5	32.5	32.5	32.5	32.5	32.5
Aden	713	27.3	22.9	45.0	41.5	49.5	44.5	35.2	43.3	45.8	34.1	26.5	35.2
DECCAN AND NAGPORE.													
Bombay	509	53.1	55.6	69.7	73.7	65.2	70.1	66.1	78.2	89.2	122.6	81.4	72.4
Asargata	104	71.4	29.7	39.6	26.9	...	...	...	...	...	...	...	...
Amherstgar	477	68.5	61.7	45.5	41.6	41.8	45.2	53.9	57.8	51.7	47.2	51.9	49.6
Poono and Kirkee	1,540	59.2	56.5	51.8	43.9	39.8	46.2	53.6	54.1	47.3	53.1	59.6	67.8
Satara	144	71.4	53.2	32.1	25.9	44.6	32.1	19.2	38.5	39.5	48.3	36.2	31.6
Belgaum	872	38.7	39.6	33.4	37.2	46.3	57.2	66.5	69.4	50.4	50.7	50.4	47.8
SOUTHERN INDIA.													
Scanderabad	2,317	65.7	63.2	48.5	47.3	44.1	42.9	43.5	42.9	48.9	53.6	57.6	56.1
Kanpete	972	50.8	58.7	58.4	65.3	55.8	56.2	65.3	73.8	80.9	69.2	51.4	45.8
For the Year													
Bellary	807	75.5	71.9	47.3	39.1	49.1	55.7	69.6	63.5	59.2	58.1	69.2	51.7
Bangalore	1,632	41.3	45.9	48.3	39.7	43.0	43.3	48.3	41.1	38.7	31.9	36.6	41.2
Cannore	703	42.3	39.0	37.7	36.6	31.5	38.1	35.9	39.5	45.4	49.6	41.2	38.6
Madisoreum	91	20.3	20.0	42.0	10.2	31.3	32.1	42.6	43.0	21.3	31.1	31.1	31.1
Calicut	95	20.9	29.7	49.4	10.2	31.2	19.8	41.0	21.5	23.3	12.2	18.1	31.1
Tychinopoly	268	49.2	67.4	61.1	76.6	64.5	60.3	74.5	61.7	86.6	65.7	78.1	78.1
St. Thomas' Mount	359	55.2	67.3	56.7	56.3	65.9	60.8	51.1	62.7	60.0	74.1	46.3	52.0
Madras	619	68.5	76.5	38.9	43.4	40.8	27.6	47.3	59.1	49.2	46.7	47.7	45.6
For the Year													
Bangalore	701	51.4	53.5	44.8	27.4	44.6	42.4	66.0	64.1	69.7	48.6	51.7	52.4
Tonqueo	403	29.9	29.9	30.2	45.3	45.8	86.0	78.6	89.0	80.5	41.4	47.7	46.4
Thayonayo	673	24.6	27.6	37.6	53.9	67.8	50.9	53.0	81.9	70.6	72.5	46.4	55.2
Fort Blair	133	22.2	29.9	20.9	39.9	37.3	22.2	29.0	22.7	22.7	22.7	22.7	22.6
For the Year													
Bombay	509	53.1	55.6	69.7	73.7	65.2	70.1	66.1	78.2	89.2	122.6	81.4	72.4
Asargata	104	71.4	29.7	39.6	26.9	...	...	...	...	...	...	...	...
Amherstgar	477	68.5	61.7	45.5	41.6	41.8	45.2	53.9	57.8	51.7	47.2	51.9	49.6
Poono and Kirkee	1,540	59.2	56.5	51.8	43.9	39.8	46.2	53.6	54.1	47.3	53.1	59.6	67.8
Satara	144	71.4	53.2	32.1	25.9	44.6	32.1	19.2	38.5	39.5	48.3	36.2	31.6
Belgaum	872	38.7	39.6	33.4	37.2	46.3	57.2	66.5	69.4	50.4	50.7	50.4	47.8
SOUTHERN INDIA.													
Scanderabad	2,317	65.7	63.2	48.5	47.3	44.1	42.9	43.5	42.9	48.9	53.6	57.6	56.1
Kanpete	972	50.8	58.7	58.4	65.3	55.8	56.2	65.3	73.8	80.9	69.2	51.4	45.8
For the Year													
Bellary	807	75.5	71.9	47.3	39.1	49.1	55.7	69.6	63.5	59.2	58.1	69.2	51.7
Bangalore	1,632	41.3	45.9	48.3	39.7	43.0	43.3	48.3	41.1	38.7	31.9	36.6	41.2
Cannore	703	42.3	39.0	37.7	36.6	31.5	38.1	35.9	39.5	45.4	49.6	41.2	38.6
Madisoreum	91	20.3	20.0	42.0	10.2	31.3	32.1	42.6	43.0	21.3	31.1	31.1	31.1
Calicut	95	20.9	29.7	49.4	10.2	31.2	19.8	41.0	21.5	23.3	12.2	18.1	31.1
Tychinopoly	268	49.2	67.4	61.1	76.6	64.5	60.3	74.5	61.7	86.6	65.7	78.1	78.1
St. Thomas' Mount	359	55.2	67.3	56.7	56.3	65.9	60.8	51.1	62.7	60.0	74.1	46.3	52.0
Madras	619	68.5	76.5	38.9	43.4	40.8	27.6	47.3	59.1	49.2	46.7	47.7	45.6
For the Year													
Bangalore	701	51.4	53.5	44.8	27.4	44.6	42.4	66.0	64.1	69.7	48.6	51.7	52.4
Tonqueo	403	29.9	29.9	30.2	45.3	45.8	86.0	78.6	89.0	80.5	41.4	47.7	46.4
Thayonayo	673	24.6	27.6	37.6	53.9	67.8	50.9	53.0	81.9	70.6	72.5	46.4	55.2
Fort Blair	133	22.2	29.9	20.9	39.9	37.3	22.2	29.0	22.7	22.7	22.7	22.7	22.6
For the Year													
Bombay	509	53.1	55.6	69.7	73.7	65.2	70.1	66.1	78.2	89.2	122.6	81.4	72.4
Asargata	104	71.4	29.7	39.6	26.9	...	...	...	...	...	...	...	...
Amherstgar	477	68.5	61.7	45.5	41.6	41.8	45.2	53.9	57.8	51.7	47.2	51.9	49.6
Poono and Kirkee	1,540	59.2	56.5	51.8	43.9	39.8	46.2	53.6	54.1	47.3	53.1	59.6	67.8
Satara	144	71.4	53.2	32.1	25.9	44.6	32.1	19.2	38.5	39.5	48.3	36.2	31.6
Belgaum	872	38.7	39.6	33.4	37.2	46.3	57.2	66.5	69.4	50.4	50.7	50.4	47.8
SOUTHERN INDIA.													
Scanderabad	2,317	65.7	63.2	48.5	47.3	44.1	42.9	43.5	42.9	48.9	53.6	57.6	56.1
Kanpete	972	50.8	58.7	58.4	65.3	55.8	56.2	65.3	73.8	80.9	69.2	51.4	45.8
For the Year													
Bellary	807	75.5	71.9	47.3	39.1	49.1	55.7	69.6	63.5	59.2	58.1	69.2	51.7
Bangalore	1,632	41.3	45.9	48.3	39.7	43.0	43.3	48.3	41.1	38.7	31.9	36.6	41.2
Cannore	703	42.3	39.0	37.7	36.6	31.5	38.1	35.9	39.5	45.4	49.6	41.2	38.6
Madisoreum	91	20.3	20.0	42.0	10.2	31.3	32.1	42.6	43.0	21.3	31.1	31.1	31.1
Calicut	95	20.9	29.7	49.4	10.2	31.2	19.8	41.0	21.5	23.3	12.2	18.1	31.1
Tychinopoly	268	49.2	67.4	61.1	76.6	64.5	60.3	74.5	61.7	86.6	65.7	78.1	78.1
St. Thomas' Mount	359	55.2	67.3	56.7	56.3	65.9	60.8	51.1	62.7	60.0	74.1	46.3	52.0
Madras	619	68.5	76.5	38.9	43.4	40.8	27.6	47.3	59.1	49.2	46.7	47.7	45.6
For the Year													
Bangalore	701	51.4	53.5	44.8	27.4	44.6	42.4	66.0	64.1	69.7	48.6	51.7	52.4
Tonqueo	403	29.9	29.9	30.2	45.3	45.8	86.0	78.6	89.0	80.5	41.4	47.7	46.4
Thayonayo	673	24.6	27.6	37.6	53.9	67.8	50.9	53.0	81.9	70.6	72.5	46.4	55.2
Fort Blair	133	22.2	29.9	20.9	39.9	37.3	22.2	29.0	22.7	22.7	22.7	22.7	22.6
For the Year													
Bombay	509	53.1	55.6	69.7	73.7	65.2	70.1	66.1	78.2	89.2	122.6	81.4	72.4
Asargata	104	71.4	29.7	39.6	26.9	...	...	...	...	...	...	...	...
Amherstgar	477	68.5	61.7	45.5	41.6	41.8	45.2	53.9	57.8	51.7	47.2	51.9	49.6
Poono and Kirkee	1,540	59.2	56.5	51.8	43.9	39.8	46.2	53.6	54.1	47.3	53.1	59.6	67.8
Satara	144	71.4	53.2	32.1	25.9	44.6	32.1	19.2	38.5	39.5	48.3	36.2	31.6
Belgaum	872	38.7	39.6	33.4	37.2	46.3	57.2	66.5	69.4	50.4	50.7	50.4	47.8
SOUTHERN INDIA.													
Scanderabad	2,317	65.7	63.2	48.5	47.3	44.1	42.9	43.5	42.9	48.9	53.6	57.6	56.1
Kanpete	972	50.8	58.7	58.4	65.3	55.8	56.2	65.3	73.8	80.9	69.2	51.4	45.8
For the Year													
Bellary	807	75.5	71.9	47.3	39.1	49.1	55.7	69.6	63.5	59.2	58.1	69.2	51.7
Bangalore	1,632	41.3	45.9	48.3	39.7	43.0	43.3	48.3	41.1	38.7	31.9	36.6	41.2
Cannore	703	42.3	39.0	37.7	36.6	31.5	38.1	35.9	39.5	45.4	49.6	41.2	38.6
Madisoreum	91	20.3	20.0	42.0	10.2	31.3	32.1	42.6	43.0	21.3	31.1	31.1	31.1
Calicut	95	20.9	29.7	49.4	10.2	31.2	19.8	41.0	21.5	23.3	12.2	18.1	31.1
Tychinopoly	268</												



# EUROPEAN TROOPS, 1876.

## XXI.

TABLE showing the *RATIO* in which the *PRINCIPAL DISEASES* have contributed to make up the *ADMISSION-RATE* of the *YEAR* in the *CHIEF MILITARY STATIONS* of the *THREE PRESIDENCIES*.

STATIONS.	Average Strength during the period of occupation.	ADMITTED INTO HOSPITAL PER 1,000 OF AVERAGE STRENGTH.											Admitted per 1,000 of the Average Strength from all Causes.
		Cholera.	Heat Apoplexy.	Fever.	Dysentery.	Diarrhoea.	Hepatitis.	Rheumatism.	Veneral Diseases.	Diseases of the Respiratory Organs.	Ophthalmia.	All other Causes.	
BENGAL PROPER.													
Port William	934	32	43	158.5	18.2	16.1	37.5	46.0	225.9	57.8	7.5	288.0	863.0
Dum-Dum	634	16	...	572.5	37.9	55.2	41.0	37.9	224.0	56.8	17.3	395.9	1440.1
Barrackpore	440	23	...	1275.0	138.6	118.2	84.1	20.5	159.1	138.6	15.9	652.3	2604.6
GANGETIC PROVINCES.													
Hazaribagh	101	...	...	435.7	...	79.2	19.8	59.4	108.9	9.9	...	396.0	1108.9
Dinapore	874	69	23	312.4	67.5	50.3	129.3	50.4	296.3	127.4	30.9	448.5	1517.2
Benares	477	...	42	188.7	21.0	33.5	54.5	50.3	503.3	65.0	10.5	454.9	1476.9
Chunar	68	147	29.4	307.7	191.2	352.9	88.2	44.1	323.5	44.1	14.7	632.4	2102.9
Fyzabad	980	2.0	17.3	307.4	44.9	75.5	21.4	72.5	344.9	113.3	27.6	541.8	1628.6
Lucknow	2,379	42	5.5	293.1	18.5	61.4	63.5	56.3	321.5	61.3	16.4	696.7	1528.4
Sitapur	614	...	...	252.4	29.3	27.7	61.9	70.0	333.9	74.9	27.7	439.0	1307.8
Fatehgarh	240	...	42	158.3	37.5	25.0	54.2	50.0	170.8	33.3	16.7	291.7	841.7
Cawnpore	712	8.4	12.6	368.0	46.3	67.4	45.0	77.3	228.9	60.0	22.5	351.1	1293.5
Allahabad	944	10.6	11.7	576.3	39.7	63.6	40.2	82.6	220.3	76.3	15.9	504.2	1632.4
ROHILKUND AND MEERUT.													
Shahjahanpur	485	...	21	152.6	26.8	12.4	14.4	18.6	243.3	16.5	41.2	257.7	787.6
Barilly	800	7.5	12	142.5	36.3	41.2	15.0	67.5	136.2	66.3	8.8	447.5	970.0
Moradabad	212	...	47	136.8	51.9	163.8	51.9	47.2	122.6	51.9	18.9	311.3	901.0
Roorkee	477	...	21	450.7	29.4	29.4	39.8	37.7	169.8	63.0	12.6	229.1	1056.6
Meerut	1,507	...	6.6	531.5	29.2	61.1	61.7	52.4	149.3	41.8	27.2	350.0	1319.8
Delhi	487	41	41	839.8	24.7	61.6	51.3	57.5	158.1	148.8	32.9	431.2	1811.4
Muttra	426	...	9.4	206.6	14.1	11.7	39.9	28.2	176.0	28.2	18.8	403.7	936.6
AGRA AND CENTRAL INDIA.													
Agra	1,098	...	3.0	310.5	16.9	43.6	73.4	40.7	140.9	146.8	19.8	327.4	1123.0
Morar	1,098	...	3.6	417.1	8.2	36.4	41.9	64.7	145.7	80.2	19.1	286.9	1163.8
Gwalior Fortress	324	...	62	422.8	61.7	49.1	52.5	67.9	142.0	43.2	21.6	379.6	1237.6
Jhansi (11 months)	395	...	...	1292.4	25.3	27.9	59.6	58.2	184.8	139.2	29.3	415.2	2513.9
Nowgong (11 months)	293	...	3.4	689.4	3.4	23.9	47.8	27.3	197.9	47.8	17.1	296.7	1344.7
Saugor	357	14.0	...	582.7	42.0	22.4	11.2	75.6	162.5	61.6	14.0	302.5	1288.5
Jubbulpore	565	...	1.8	649.6	10.6	39.1	28.3	33.6	228.3	49.6	5.3	189.4	1216.6
PUNJAB.													
Umballa	1,434	...	3.5	525.8	20.9	69.7	44.6	65.6	169.4	91.3	11.2	419.8	1412.8
Jullundur	855	...	...	1209.0	5.8	23.4	18.7	111.1	153.2	43.8	26.9	347.4	2009.3
Ferozepore	1,077	...	8.4	943.4	25.1	25.1	23.2	44.6	143.0	65.9	17.6	530.1	1826.4
Mooltan	743	...	4.0	1413.2	6.4	30.0	37.7	68.6	142.7	48.5	6.7	332.4	2098.2
Dera Ismail Khan	100	10.0	...	1000.0	...	70.0	40.0	30.0	160.0	30.0	30.0	380.0	1810.0
Sialkot	1,076	5.6	4.6	685.9	17.7	62.3	48.3	85.5	203.5	71.6	27.9	507.4	1720.3
Amritsar and Govindgarh	319	...	63	1031.9	47.0	37.6	31.4	47.0	153.6	169.3	9.4	442.0	2874.6
Fort Lahore	156	12.8	...	1288.5	25.6	64.1	25.6	83.4	198.7	76.9	25.6	294.9	2096.1
Meeran Meer	886	...	4.5	1547.4	23.7	50.3	62.1	98.2	137.7	167.0	14.7	462.7	2698.3
Rawalpindi	1,522	3.9	3.9	503.9	15.8	30.2	34.8	66.1	92.0	136.0	22.4	435.6	1364.6
Campbellpore (10 months)	151	...	...	271.5	...	19.9	79.5	39.7	115.6	39.7	33.1	410.6	1006.6
Attock	169	...	29.6	1443.8	11.8	11.8	49.2	82.9	142.0	166.5	5.9	550.3	2443.8
Nowshera	359	...	36.2	1139.3	8.4	41.8	47.4	69.1	119.8	58.5	13.9	415.0	1969.4
Peshawar	1,691	32.7	10.6	1043.2	29.0	44.3	34.3	97.6	129.6	75.7	14.8	319.5	1814.3
HILL STATIONS.													
Ranikhet	1,298	...	7.8	229.6	19.3	47.0	41.6	43.9	58.5	64.7	7.7	225.0	738.1
Chakrata	854	...	...	82.0	9.4	14.0	23.4	38.6	186.2	37.5	4.7	155.7	531.5
Dagshai	927	...	...	223.3	17.3	38.8	14.0	79.8	279.4	78.8	5.4	338.7	1075.5
Solon (6 months)	326	...	...	82.8	15.3	18.4	6.2	27.6	131.9	24.5	6.2	113.5	426.4
Subatha	848	...	...	133.3	42.5	36.6	33.0	28.3	287.7	60.1	16.4	266.5	504.5
Jutogh (9 months)	92	...	...	206.6	65.2	32.6	21.7	32.6	65.2	21.7	10.9	173.9	630.4
Kangra	52	...	...	1557.7	19.2	134.6	38.5	153.9	423.0	57.7	19.2	384.6	2788.4
Dharmasala (7 months)	116	...	...	129.3	...	17.2	8.6	34.5	61.7	34.5	8.6	155.2	439.6
Dalhousie (8 months)	101	...	...	398.0	...	...	...	79.2	49.5	39.6	9.9	188.1	564.3
Murree (6 months)	1,250	12.8	1.6	354.4	4.8	28.8	29.6	45.6	72.0	72.0	19.2	202.4	843.2
Cherat (7 months)	723	...	...	408.9	30.4	42.9	84.4	55.3	67.8	58.1	6.9	205.9	1081.6



STATIONS.	Average Strength during the period of occupation.	ADMITTED INTO HOSPITAL PER 1,000 OF AVERAGE STRENGTH.										Admitted per 1,000 of the Average Strength from all Causes.	
		Cholera.	Heat Apoplexy.	Fever.	Dysentery.	Diarrhoea.	Hepatitis.	Rheumatism.	Veneral cases.	Diseases of the Respiratory Organs.	Ophthalmia.		All other Causes.
CONVALESCENT DEPÔTS.													
Darjeeling Depôt ( 9 months)	250	...	...	2400	680	280	480	800	800	680	...	1000	7120
Naini Tal " ( 9 months)	312	...	...	2468	236	256	1412	737	1699	641	225	3366	11090
Landoor " ( 7 months)	218	...	44	3816	88	307	526	833	1140	526	44	2676	10000
Kasauli " ( 7 months)	528	...	...	2765	152	833	227	625	833	815	57	2102	8409
Dalhousie " ( 7 months)	388	...	...	2010	180	748	180	722	1959	614	77	2861	9381
Murree " ( 6 months)	430	442	...	5800	...	442	535	465	767	1093	47	2860	12511
RAJPOOTANA, MALWA, SCINDE AND ADEN.													
Nussערabad	648	...	62	4985	370	694	386	509	1075	509	448	4830	14768
Noemuch	401	...	...	10873	...	873	309	474	1396	499	274	4663	19451
Indore	84	...	...	2076	119	1548	1190	1071	2076	2024	476	6310	18090
Mhow	1,206	...	58	4254	297	298	904	506	2023	713	158	4661	13582
Deesa	688	15	44	2122	87	407	451	422	1206	610	625	3610	9008
Ahmedabad	274	73	36	6825	146	292	365	1350	1423	548	109	4399	15766
Baroda	211	...	95	3602	190	1469	237	474	3270	332	284	4692	16445
Kurnachee and Ghizree	754	13	13	5226	292	610	318	318	796	531	106	3833	12056
Hyderabad	370	...	162	13784	27	189	135	324	1054	460	135	5324	21594
Aden	733	...	27	2606	259	177	218	218	1051	246	123	2565	7490
DECCAN AND NAGPORE.													
Bombay	509	...	20	11748	699	314	491	471	1847	295	79	4735	20009
Asirgarh (5 months)	104	...	...	902	96	96	96	288	577	288	288	3077	5769
Ahmednagar	477	...	21	4989	566	734	756	487	1806	776	210	3794	12398
Poona and Kirkee	1,940	5	10	5825	315	495	433	309	1985	397	222	3454	13480
Satara	154	...	...	1623	150	390	105	325	2092	974	65	1428	7792
Belgaum	972	...	...	3315	226	340	164	319	2397	484	72	3392	9609
—													
Secunderabad	2,317	30	30	2274	518	587	531	371	2149	622	151	3945	11208
Kamptee	952	...	257	4346	566	617	340	473	2042	1070	237	4228	15576
SOUTHERN INDIA.													
Bellary	897	33	...	925	112	412	602	256	2809	300	67	4270	9066
Bangalore	1,632	...	12	806	642	442	339	545	1041	436	103	3626	8142
Cannanore	700	...	14	2572	229	486	400	157	1014	171	157	3014	8214
Mallipoorom	93	...	...	1828	323	323	645	645	323	323	...	3010	7420
Calicut	95	...	...	2105	316	105	421	105	1308	211	...	1790	6421
Trichinopoly	268	...	187	1381	970	522	895	336	746	336	149	4651	10373
St. Thomas' Mount	350	...	...	2371	914	686	1086	343	1257	690	114	6343	15714
Madras	649	139	15	1217	478	416	603	431	2697	724	46	4191	11017
BURMAN AND PEGU.													
Rangoon	761	...	...	746	1623	393	709	692	1793	471	131	4005	10563
Toungoo	453	...	...	1965	1479	2097	861	596	1523	397	133	4481	13532
Thayetmyo	673	...	30	1263	327	267	416	267	1293	476	163	5044	10446
Port Blair	133	...	...	150	...	451	526	226	526	75	75	3459	5488
HILL STATIONS AND DEPÔTS.													
Taraghar, Ajmere (8 months)	65	...	...	1077	154	615	769	398	1385	154	462	2615	7539
Mount Abu	73	...	137	7123	...	137	548	...	685	411	411	1781	11233
Parandhar	92	...	...	2935	761	543	435	1087	2174	1087	109	5326	14467
—													
Pachmarhi (Madras Troops) 9 months	200	...	50	3600	550	200	50	350	1250	400	50	2300	8800
Ramandroog (10 months)	65	...	...	2769	154	154	923	462	1231	462	...	2615	8770
Wellington	469	22	111	5001	423	1136	846	958	1292	2116	223	6748	19176



EUROPEAN TROOPS. 1876.

## XII.

TABLE showing the MORTALITY in each STATION, the CAUSES of DEATH, and the RATIO of DEATHS to STRENGTH.

STATIONS.	Average Strength.	CAUSES OF DEATHS.																			DIED PER 1,000 OF STRENGTH.						
		Cholera.	Smallpox.	Enteric Fever.	Intermittent Fever.	Remittent Fever.	Continued Fever.	Apoplexy.	Tubercular Trenches.	Dysentery.	Diarrhoea.	Hepatitis.	Splic Disease.	Respiratory Diseases.	Heart Diseases.	Pneumonia Pulmonalis.	Dropsy.	Scoury.	Atrophy and Anæmia.	Wounds and Accidents.	All other causes.	Died out of Hospital.	Total Deaths.	A. Cholera.	B. All other Causes.		C. All Causes.
																									1. In Hospital.	2. Out of Hospital.	
Deoolai Depôt, (Bengal Troops)	...	...	...	...	...	...	...	...	...	...	1	1	...	...	...	...	...	...	...	...	...	4	...	...	...	...	
Pachmarhi Depôt	...	...	...	...	...	...	...	...	...	...	...	...	...	...	...	...	...	...	...	...	...	3	...	...	...	...	
Troops marching, Bengal & N. W. P.	...	...	...	...	...	...	...	...	...	...	...	...	...	...	...	...	...	...	...	...	...	6	...	...	...	...	
Recruits, Invalids, &c.	...	...	...	...	...	...	...	...	...	...	...	...	...	...	...	...	...	...	...	...	...	10	...	...	...	...	
Fort William	934	...	...	...	...	...	...	1	1	...	...	...	...	...	...	...	...	...	...	...	2	10	321	536	214	1071	
Dum-Dum	634	...	...	...	...	...	...	...	...	...	...	...	...	...	...	...	...	...	...	...	11	158	1419	138	1735		
Barrackpore	440	...	...	...	...	...	...	...	...	...	...	...	...	...	...	...	...	...	...	...	8	227	1364	227	1818		
	2,008	...	...	...	...	...	...	...	...	...	...	...	...	...	...	...	...	...	...	...	29	249	996	130	1444		
Hazrībāgh	101	...	...	...	...	...	...	...	...	...	...	...	...	...	...	...	...	...	...	...	...	1	...	990	...	990	
Dinapore	874	...	...	...	...	...	...	...	...	...	...	...	...	...	...	...	...	...	...	...	16	343	1374	114	1831		
Benares	477	...	...	...	...	...	...	...	...	...	...	...	...	...	...	...	...	...	...	...	...	4	...	839	...	839	
Chehar	68	...	...	...	...	...	...	...	...	...	...	...	...	...	...	...	...	...	...	...	5	1471	4411	1471	7353		
Fyzabad	980	...	...	...	...	...	...	...	...	...	...	...	...	...	...	...	...	...	...	...	28	204	2551	192	2847		
Lucknow	2,379	...	...	...	...	...	...	...	...	...	...	...	...	...	...	...	...	...	...	...	39	336	1219	84	1639		
Sitapur	614	...	...	...	...	...	...	...	...	...	...	...	...	...	...	...	...	...	...	...	7	...	977	163	1140		
Fatehgarh	240	...	...	...	...	...	...	...	...	...	...	...	...	...	...	...	...	...	...	...	...	2	...	833	...	833	
Cawnpore	712	...	...	...	...	...	...	...	...	...	...	...	...	...	...	...	...	...	...	...	12	843	1123	281	2247		
Allahabad	944	...	...	...	...	...	...	...	...	...	...	...	...	...	...	...	...	...	...	...	14	318	847	318	1483		
	7,300	...	...	...	...	...	...	...	...	...	...	...	...	...	...	...	...	...	...	...	132	311	1326	140	1786		
Shahjahnपुर	485	...	...	...	...	...	...	...	...	...	...	...	...	...	...	...	...	...	...	...	...	5	...	825	206	1031	
Bareilly	800	...	...	...	...	...	...	...	...	...	...	...	...	...	...	...	...	...	...	...	10	375	875	...	1269		
Moradabad	212	...	...	...	...	...	...	...	...	...	...	...	...	...	...	...	...	...	...	...	...	3	...	1415	...	1415	
Roorkee	477	...	...	...	...	...	...	...	...	...	...	...	...	...	...	...	...	...	...	...	...	4	...	629	210	839	
Meerut	1,507	...	...	...	...	...	...	...	...	...	...	...	...	...	...	...	...	...	...	...	27	...	1726	66	1792		
Delhi	487	...	...	...	...	...	...	...	...	...	...	...	...	...	...	...	...	...	...	...	1	411	1027	205	1643		
Muttra	426	...	...	...	...	...	...	...	...	...	...	...	...	...	...	...	...	...	...	...	10	...	2312	235	2547		
	4,393	...	...	...	...	...	...	...	...	...	...	...	...	...	...	...	...	...	...	...	67	114	1297	144	1625		
Agra	1,098	...	...	...	...	...	...	...	...	...	...	...	...	...	...	...	...	...	...	...	8	...	506	198	794		
Morar	1,098	...	...	...	...	...	...	...	...	...	...	...	...	...	...	...	...	...	...	...	7	...	456	182	638		
Gwalior Citadel	324	...	...	...	...	...	...	...	...	...	...	...	...	...	...	...	...	...	...	...	2	...	1543	617	2160		
Jhansi (11 months)	395	...	...	...	...	...	...	...	...	...	...	...	...	...	...	...	...	...	...	...	...	...	...	...	...		
Nawang (11 months)	293	...	...	...	...	...	...	...	...	...	...	...	...	...	...	...	...	...	...	...	3	...	683	341	1024		
Saugor	357	...	...	...	...	...	...	...	...	...	...	...	...	...	...	...	...	...	...	...	1	280	840	...	1120		
Jubbulpore	665	...	...	...	...	...	...	...	...	...	...	...	...	...	...	...	...	...	...	...	2	...	354	...	354		
	3,982	...	...	...	...	...	...	...	...	...	...	...	...	...	...	...	...	...	...	...	31	25	678	176	779		
Umballa	1,434	...	...	...	...	...	...	...	...	...	...	...	...	...	...	...	...	...	...	...	12	...	767	70	837		
Jullundur	855	...	...	...	...	...	...	...	...	...	...	...	...	...	...	...	...	...	...	...	9	...	1053	...	1053		
Ferozepore	1,077	...	...	...	...	...	...	...	...	...	...	...	...	...	...	...	...	...	...	...	19	...	1671	90	1761		
Mooltan	743	...	...	...	...	...	...	...	...	...	...	...	...	...	...	...	...	...	...	...	1	...	942	135	1077		
Dera Ismail Khan	100	...	...	...	...	...	...	...	...	...	...	...	...	...	...	...	...	...	...	...	1	1000	1394	186	1869		
Sialkot	1,076	...	...	...	...	...	...	...	...	...	...	...	...	...	...	...	...	...	...	...	2	279	627	...	627		
Anaritar and Goringdgarh	319	...	...	...	...	...	...	...	...	...	...	...	...	...	...	...	...	...	...	...	2	...	1923	226	3205		
Fort Lahore	166	...	...	...	...	...	...	...	...	...	...	...	...	...	...	...	...	...	...	...	5	1282	1693	197	1919		
Meean Meer	886	...	...	...	...	...	...	...	...	...	...	...	...	...	...	...	...	...	...	...	3	3	658	118	1188		
Rawal Pindi	1,522	...	...	...	...	...	...	...	...	...	...	...	...	...	...	...	...	...	...	...	18	328	2849	2939	3246		
Campbellpore (10 months)	151	...	...	...	...	...	...	...	...	...	...	...	...	...	...	...	...	...	...	...	4	...	2939	...	2939		
Attock	169	...	...	...	...	...	...	...	...	...	...	...	...	...	...	...	...	...	...	...	5	...	2507	...	2507		
Nowsheera	359	...	...	...	...	...	...	...	...	...	...	...	...	...	...	...	...	...	...	...	...	...	...	...	...		
Peshawar	1,691	...	...	...	...	...	...	...	...	...	...	...	...	...	...	...	...	...	...	...	63	2306	828	...	3134		
Troops marching, Punjab	...	...	...	...	...	...	...	...	...	...	...	...	...	...	...	...	...	...	...	...	...	...	...	...	...		
Recruits, Invalids &c. "	...	...	...	...	...	...	...	...	...	...	...	...	...	...	...	...	...	...	...	...	...	...	...	...	...		
	11,293	...	...	...	...	...	...	...	...	...	...	...	...	...	...	...	...	...	...	...	182	443	1151	106	1709		
Ranikhet	1,298	...	...	...	...	...	...	...	...	...	...	...	...	...	...	...	...	...	...	...	...	...	...	...	...		
Chakrata	854	...	...	...	...	...	...	...	...	...	...	...	...	...	...	...	...	...	...	...	...	...	...	...	...		
Dagshai	927	...	...	...	...	...	...	...	...	...	...	...	...	...	...	...	...	...	...	...	...	...	...	...	...		
Solon (6 months)	326	...	...	...	...	...	...	...	...	...	...	...	...	...	...	...	...	...	...	...	...	...	...	...	...		
Sabithu	848	...	...	...	...	...	...	...	...	...	...	...	...	...	...	...	...	...	...	...	...	...	...	...	...		
Jatogh (9 months)	92	...	...	...	...	...	...	...	...	...	...	...	...	...	...	...	...	...	...	...	...	...	...	...	...		
Kangra	62	...	...	...	...	...	...	...	...	...	...	...	...	...	...	...	...	...	...	...	...	...	...	...	...		
Dharmasala (7 months)	116	...	...	...	...	...	...	...	...	...	...	...	...	...	...	...	...	...	...	...	...	...	...	...	...		
Dalhousie (8 months)	101	...	...	...	...	...	...	...	...	...	...	...	...	...	...	...	...	...	...	...	...	...	...	...	...		
Murree (6 months)	1,259	...	...	...	...	...	...	...	...	...	...	...	...	...	...	...	...	...	...	...	16	960	240	...	1280		
Cheer (7 months)	723	...	...	...	...	...	...	...	...	...	...	...	...	...	...	...	...	...	...	...	...	...	...	...	...		
	5,899	...	...	...	...	...	...	...	...	...	...	...	...	...	...	...	...	...	...	...	72	223	1038	74	1333		
Darjeeling Depôt (9 months)	250	...	...	...	...	...	...	...	...	...	...	...	...	...	...	...	...	...	...	...	3	...	1200	...	1200		
Naini Tal " (9 months)	312	...	...	...	...	...	...	...	...	...	...	...	...	...	...	...	...	...	...	...	3	...	961	...	961		
Landsor " (9 months)	228	...	...	...	...	...	...	...	...	...	...	...	...	...	...	...	...	...	...	...	2	...	877	...	877		
Kanwali " (7 months)	528	...	...	...	...	...	...	...	...	...	...	...	...	...	...	...	...	...	...	...	10	...	1894	...	1894		
Dalhousie " (7 months)	388	...	...	...	...	...	...	...	...	...	...	...	...	...	...	...	...	...	...	...	1	...	258	...	258		
Merree " (6 months)	430	...	...	...	...	...	...	...	...	...	...	...	...	...	...	...	...	...	...	...	21	3953	931	...	4884		
FOR SEASON OF OCCUPATION	2,158	...	...	...	...	...	...	...	...	...	...	...	...	...	...	...	...	...	...	...	40	788	1066	...	1854		
BENGAL PRESIDENCY	36,582	...	...	...	...	...	...	...	...	...	...	...	...	...	...	...	...	...	...	...	586	314	1167	121	1602		







# EUROPEAN TROOPS, 1876.

## XXIII.

TABLE showing the PREVALENCE of CHOLERA in each MONTH, and the DISTRIBUTION of the DISEASE by STATIONS and PROVINCES.

STATIONS.	Average Strength for the period of occupation.	NUMBER OF ADMISSIONS INTO HOSPITAL IN EACH MONTH.												Total Admissions of the Year.	Admission-rate per 1,000 of Strength.	Number of Deaths.	Death-rate per 1,000 of Strength.
		Jan.	Feb.	Mar.	April.	May.	June.	July.	Aug.	Sept.	Oct.	Nov.	Dec.				
Dechali Depôt (Bengal Troops)	...	...	...	...	...	...	...	...	...	...	...	...	...	...	...	...	...
Pachmarhi Depôt (Bengal Troops)	...	...	...	...	...	...	...	...	...	1	...	...	...	1	...	1	...
Troops marching, Bengal and N. W. P.	...	...	...	1	...	...	...	...	...	...	...	...	...	1	...	...	...
Recruits, Invalids, &c., Bengal and N. W. P.	...	...	...	...	...	...	...	...	1	...	...	...	...	1	...	1	...
Fort William	...	...	...	2	...	1	...	...	...	...	...	...	...	3	...	3	...
Dum-Dum	...	...	...	...	...	1	...	...	...	...	...	...	...	1	...	1	...
Barrackpore	...	...	...	...	...	1	...	...	...	...	...	...	...	1	...	1	...
	2,008	...	...	2	...	3	...	...	...	...	...	...	...	5	2.5	5	2.49
Hazratibagh	...	...	...	...	...	...	...	...	...	...	...	...	...	...	...	...	...
Dinapore	...	...	...	...	6	...	...	...	...	...	...	...	...	6	...	3	...
Benares	...	...	...	...	...	...	...	...	...	...	...	...	...	...	...	...	...
Chunar	...	...	...	1	...	...	...	...	...	...	...	...	...	1	...	1	...
Fyzabad	...	...	...	...	...	2	...	...	...	...	...	...	...	2	...	2	...
Lucknow	2,379	...	...	...	...	...	6	...	4	...	...	...	...	10	...	8	...
Sitapur	...	...	...	...	...	...	...	...	...	...	...	...	...	...	...	...	...
Fatehgarh	...	...	...	...	...	...	...	...	...	...	...	...	...	...	...	...	...
Cawnpore	...	...	...	3	...	...	...	...	3	...	...	...	...	6	...	6	...
Allahabad	...	...	...	...	...	...	...	...	6	4	...	...	...	10	...	3	...
	7,390	...	...	1	9	2	6	...	13	4	...	...	...	35	4.7	23	3.11
Shahjahanpur	...	...	...	...	...	...	...	...	...	...	...	...	...	...	...	...	...
Bareilly	...	...	...	...	...	...	...	...	6	...	...	...	...	6	...	3	...
Moradabad	...	...	...	...	...	...	...	...	...	...	...	...	...	...	...	...	...
Roorkee	...	...	...	...	...	...	...	...	...	...	...	...	...	...	...	...	...
Meerut	1,507	...	...	...	...	...	...	...	...	...	...	...	...	...	...	...	...
Delhi	...	...	...	1	...	1	...	...	...	...	...	...	...	2	...	2	...
Muttra	...	...	...	...	...	...	...	...	...	...	...	...	...	...	...	...	...
	4,390	...	...	1	...	1	...	6	...	...	...	...	...	8	1.8	5	1.14
Agri	...	...	...	...	...	...	...	...	...	...	...	...	...	...	...	...	...
Morar	1,098	...	...	...	...	...	...	...	...	...	...	...	...	...	...	...	...
Gwalior Fortress	...	...	...	...	...	...	...	...	...	...	...	...	...	...	...	...	...
Jhansi (11 months)	...	...	...	...	...	...	...	...	...	...	...	...	...	...	...	...	...
Nowgong (11 months)	...	...	...	...	...	...	...	...	...	...	...	...	...	...	...	...	...
Saugor	...	...	...	...	...	...	...	...	...	...	...	...	...	...	...	...	...
Jubbulpore	...	...	...	...	...	...	...	...	...	...	...	...	...	...	...	...	...
	3,982	...	...	...	...	...	1	4	...	...	...	...	...	5	1.3	1	.25
Umballa	1,434	...	...	...	...	...	...	...	...	...	...	...	...	...	...	...	...
Jullundur	...	...	...	...	...	...	...	...	...	...	...	...	...	...	...	...	...
Ferozepore	1,677	...	...	...	...	...	...	...	...	...	...	...	...	...	...	...	...
Mooltan	...	...	...	...	...	...	...	...	...	...	...	...	...	...	...	...	...
Dera Ismail Khan	...	...	...	...	...	...	...	...	...	...	...	...	...	...	...	...	...
Sialkot	1,076	...	...	...	...	...	...	...	...	...	...	...	...	...	...	...	...
Amritsar and Govindgarh	...	...	...	...	...	...	...	...	...	...	...	...	...	...	...	...	...
Fort Lahore	...	...	...	...	...	...	...	...	...	...	...	...	...	...	...	...	...
Meer Meer	...	...	...	...	...	...	...	...	...	...	...	...	...	...	...	...	...
Rawalpindi	1,522	...	...	...	...	...	...	...	...	...	...	...	...	...	...	...	...
Campbellpore (10 months)	...	...	...	...	...	...	...	...	...	...	...	...	...	...	...	...	...
Attock	...	...	...	...	...	...	...	...	...	...	...	...	...	...	...	...	...
Nowshera	...	...	...	...	...	...	...	...	...	...	...	...	...	...	...	...	...
Peshawar	1,691	...	...	...	...	...	...	...	...	...	...	...	...	...	...	...	...
Troops marching, Panjab	...	...	...	...	...	...	...	...	...	...	...	...	...	...	...	...	...
Recruits, Invalids, &c., Panjab	...	...	...	...	...	...	...	...	...	...	...	...	...	...	...	...	...
	11,295	...	...	...	...	...	...	...	6	22	41	...	...	72	6.4	50	4.43
Rasikhet	...	...	...	...	...	...	...	...	...	...	...	...	...	...	...	...	...
Chakrata	...	...	...	...	...	...	...	...	...	...	...	...	...	...	...	...	...
Dagshai	...	...	...	...	...	...	...	...	...	...	...	...	...	...	...	...	...
Solon (6 months)	...	...	...	...	...	...	...	...	...	...	...	...	...	...	...	...	...
Sebathu	...	...	...	...	...	...	...	...	...	...	...	...	...	...	...	...	...
Jutogh (9 months)	...	...	...	...	...	...	...	...	...	...	...	...	...	...	...	...	...
Kangra	...	...	...	...	...	...	...	...	...	...	...	...	...	...	...	...	...
Dharmasala (7 months)	...	...	...	...	...	...	...	...	...	...	...	...	...	...	...	...	...
Dalhousie (8 months)	...	...	...	...	...	...	...	...	...	...	...	...	...	...	...	...	...
Murree (6 months)	1,350	...	...	...	...	...	...	...	...	...	...	...	...	...	...	...	...
Cberat (7 months)	...	...	...	...	...	...	...	...	...	...	...	...	...	...	...	...	...
	5,393	...	...	...	...	...	...	...	16	...	...	...	...	16	3.0	12	2.23
Darjeeling Depôt (9 months)	...	...	...	...	...	...	...	...	...	...	...	...	...	...	...	...	...
Naini Tal " (9 months)	...	...	...	...	...	...	...	...	...	...	...	...	...	...	...	...	...
Lambour " (7 months)	...	...	...	...	...	...	...	...	...	...	...	...	...	...	...	...	...
Kasauli " (7 months)	...	...	...	...	...	...	...	...	...	...	...	...	...	...	...	...	...
Dalhousie " (7 months)	...	...	...	...	...	...	...	...	...	...	...	...	...	...	...	...	...
Murree " (6 months)	...	...	...	...	...	...	...	...	...	...	...	...	...	...	...	...	...
	430	...	...	...	...	...	...	...	...	...	...	...	...	...	...	...	...
For the Season of Occupation	2,158	...	...	...	...	...	...	19	...	...	...	...	...	19	8.8	17	7.88
BENGAL PRESIDENCY	36,582	...	...	4	10	5	8	23	42	27	44	...	...	163	4.5	115	3.14



STATIONS.	Average Strength for the period of occupation.	NUMBER OF ADMISSIONS INTO HOSPITAL IN EACH MONTH.												Total Admissions of the Year.	Admission-rate per 1,000 of Strength.	Number of Deaths.	Death-rate per 1,000 of Strength.
		Jan.	Feb.	Mar.	April.	May.	June.	July.	Aug.	Sept.	Oct.	Nov.	Dec.				
Troops marching (Bombay Presidency)	...	...	...	...	...	...	...	...	...	...	...	...	...	...	...	...	...
Deolali Depot, (Bombay Troops)	...	...	...	...	...	...	...	...	...	...	...	...	...	...	...	...	...
Khandala " ( " )	...	...	...	...	...	...	...	...	...	...	...	...	...	...	...	...	...
Colaba " ( " )	...	...	...	...	...	...	...	...	...	...	...	...	...	...	...	...	...
Troops marching, Madras Presidency	...	1	...	...	12	...	...	...	...	...	...	...	...	13	...	7	...
Poonamallee Depot	...	...	...	...	...	...	...	...	...	1	...	...	...	1	...	...	...
Deolali Depot (Madras Troops)	...	...	...	...	...	...	...	...	...	...	...	...	...	...	...	...	...
Colaba Depot (Madras Troops)	...	...	...	...	...	...	...	...	...	...	...	...	...	...	...	...	...
Nusserabad	648	...	...	...	...	...	...	...	...	...	...	...	...	...	...	...	...
Nesimuch	401	...	...	...	...	...	...	...	...	...	...	...	...	...	...	...	...
Indore	81	...	...	...	...	...	...	...	...	...	...	...	...	...	...	...	...
Mhow	1,206	...	...	...	...	...	...	...	...	...	...	...	...	...	...	...	...
Deesa	688	...	...	...	...	1	...	...	...	...	...	...	...	1	...	1	...
Ahmedabad	274	...	...	...	...	...	...	1	1	...	...	...	...	2	...	...	...
Baroda	211	...	...	...	...	...	...	...	...	...	...	...	...	...	...	...	...
Kurrachee and Ghizree	754	...	1	...	...	...	...	...	...	...	...	...	...	1	...	...	...
Hyderabad	370	...	...	...	...	...	...	...	...	...	...	...	...	...	...	...	...
Aden	733	...	...	...	...	...	...	...	...	...	...	...	...	...	...	...	...
	5,368	...	1	...	...	1	...	1	1	...	...	...	...	4	...	7	37
Bombay	509	...	...	...	...	...	...	...	...	...	...	...	...	...	...	...	...
Asirgarh (5 months)	104	...	...	...	...	...	...	...	...	...	...	...	...	...	...	...	...
Ahmednagar	477	...	...	...	...	...	...	...	...	...	...	...	...	...	...	...	...
Poona and Kirkee	1,940	...	...	...	...	...	...	...	1	...	...	...	...	1	...	...	...
Satara	154	...	...	...	...	...	...	...	...	...	...	...	...	...	...	...	...
Belgaum	972	...	...	...	...	...	...	...	...	...	...	...	...	...	...	...	...
Secunderabad	2,317	1	3	...	1	...	...	...	1	1	...	...	...	7	...	3	...
Kamptee	972	...	...	...	...	...	...	...	...	...	...	...	...	...	...	...	...
	7,381	1	3	...	1	...	...	...	2	1	...	...	...	8	11	3	41
Bellary	897	...	...	...	2	...	...	...	...	...	1	...	...	3	...	1	...
Bangalore	1,652	...	...	...	...	...	...	...	...	...	...	...	...	...	...	...	...
Cannanore	709	...	...	...	...	...	...	...	...	...	...	...	...	...	...	...	...
Mallapooram	93	...	...	...	...	...	...	...	...	...	...	...	...	...	...	...	...
Calicut	95	...	...	...	...	...	...	...	...	...	...	...	...	...	...	...	...
Trichinopoly	268	...	...	...	...	...	...	...	...	...	...	...	...	...	...	...	...
St. Thomas' Mount	350	...	...	...	...	...	...	...	...	...	...	...	...	...	...	...	...
Madras	649	...	...	...	5	2	2	...	...	...	...	...	...	9	...	6	...
	4,703	...	...	...	7	2	2	...	...	...	1	...	...	12	25	7	149
Rangoon	761	...	...	...	...	...	...	...	...	...	...	...	...	...	...	...	...
Toungoo	453	...	...	...	...	...	...	...	...	...	...	...	...	...	...	...	...
Thayetmyo	673	...	...	...	...	...	...	...	...	...	...	...	...	...	...	...	...
Port Blair	133	...	...	...	...	...	...	...	...	...	...	...	...	...	...	...	...
	2,024	...	...	...	...	...	...	...	...	...	...	...	...	...	...	...	...
Taraghar (Ajmere, 8 months)	65	...	...	...	...	...	...	...	...	...	...	...	...	...	...	...	...
Mount Abu	73	...	...	...	...	...	...	...	...	...	...	...	...	...	...	...	...
Purandhar	92	...	...	...	...	...	...	...	...	...	...	...	...	...	...	...	...
Pachmarhi (Madras Troops, 9 months)	290	...	...	...	...	...	...	...	...	...	...	...	...	...	...	...	...
Ramandroog (10 months)	65	...	...	...	...	...	...	...	...	...	...	...	...	...	...	...	...
Wellington	449	...	...	...	...	1	...	...	...	...	...	...	...	1	...	...	...
	874	...	...	...	...	1	...	...	...	...	...	...	...	1	11	...	...

ARMIES.	Average Strength.	NUMBER OF ADMISSIONS INTO HOSPITAL IN EACH MONTH.												Total Admissions of the Year.	Admission-rate per 1,000 of Strength.	Number of Deaths.	Death-rate per 1,000 of Strength.
		Jan.	Feb.	Mar.	April.	May.	June.	July.	Aug.	Sept.	Oct.	Nov.	Dec.				
ARMY OF BENGAL	36,582	...	...	4	10	5	8	23	42	27	44	...	...	168	45	115	314
ARMY OF MADRAS	11,034	2	3	...	20	3	2	...	1	2	1	...	...	34	31	17	154
ARMY OF BOMBAY	10,242	...	1	...	...	1	...	1	2	...	...	...	...	6	5	2	19
ARMY OF INDIA	67,858	2	4	4	30	9	10	24	45	29	45	...	...	202	35	134	232

\* A fatal case, which occurred at Rangoon in January, is taken on the March.



# EUROPEAN TROOPS, 1876.

## XXIV.

TABLE showing the PREVALENCE of ENTERIC FEVER and the DISTRIBUTION of the DISEASE by STATIONS and PROVINCES.

STATIONS.	Average Strength for the period of occupation.	NUMBER OF ADMISSIONS INTO HOSPITAL IN EACH MONTH.												Total Admissions of the Year.	Admission-rate per 1,000 of Strength.	Number of Deaths.	Death-rate per 1,000 of Strength.
		Jan.	Feb.	Mar.	April.	May.	June.	July.	Aug.	Sept.	Oct.	Nov.	Dec.				
Deolali Depôt (Bengal Troops)	...	...	...	...	...	...	...	...	...	...	...	...	...	...	...	...	...
Colaba Depôt (Bengal Troops)...	...	...	...	...	...	...	...	...	...	...	...	...	...	...	...	...	...
Troops marching, Bengal and North-Western Provinces	...	1	...	...	...	...	...	...	...	...	...	...	...	1	...	1	...
Recruits, Invalids, &c., Bengal and N. W. Provinces	...	...	...	...	...	...	...	...	...	...	...	...	...	...	...	...	...
Fort William	934	...	...	...	...	...	...	...	...	...	...	...	...	...	...	...	...
Dum-Dum	634	...	...	...	...	...	...	...	...	...	...	...	...	...	...	...	...
Barrackpore	440	...	...	1	...	...	...	...	1	3	...	...	...	5	...	2	...
	2,008	...	...	1	...	...	...	...	1	3	...	...	...	5	2.5	2	1.00
Hazrībāgh	101	...	...	...	...	...	...	...	...	...	...	...	...	...	...	...	...
Dinapore	874	...	...	...	...	...	...	...	1	1	...	...	...	2	...	...	...
Benares	477	...	...	...	...	...	...	...	...	...	1	...	1	2	...	1	...
Chunar	68	...	...	...	...	...	...	...	...	...	...	...	...	...	...	...	...
Fyzabad	989	...	...	...	...	9	6	2	...	...	...	2	...	19	...	11	...
Lucknow	2,379	...	...	...	3	5	3	...	1	2	...	2	4	29	...	6	...
Sitapur	614	1	1	1	1	2	2	...	...	...	...	...	...	8	...	1	...
Fatehgarh	240	...	...	...	...	...	...	...	...	...	...	...	...	...	...	...	...
Cawnpore	712	...	...	...	...	...	...	...	...	...	...	...	...	...	...	...	...
Allahabad	944	...	...	...	1	1	...	...	...	...	...	...	...	2	...	2	...
	7,399	...	1	1	5	17	11	2	2	4	1	4	5	51	7.2	21	2.84
Shahjahanpur	485	...	...	...	...	...	...	...	1	...	1	1	...	3	...	3	...
Bareilly	809	...	...	...	...	...	...	...	...	...	...	...	...	...	...	...	...
Moradabad	212	2	...	...	...	...	...	...	...	1	...	...	...	3	...	1	...
Roorkee	477	...	...	...	...	...	...	...	...	1	...	...	...	...	...	...	...
Meerut	1,507	...	...	...	...	...	...	1	1	...	...	...	1	3	...	2	...
Delhi	487	...	...	...	1	1	...	...	...	...	...	...	...	2	...	1	...
Muttra	429	...	...	...	...	...	...	...	...	...	1	...	...	1	...	1	...
	4,393	2	...	...	1	1	...	1	2	2	2	1	1	13	3.0	8	1.82
Agra	1,008	...	...	...	...	...	...	...	...	...	1	...	...	1	...	1	...
Momai	1,008	...	1	...	1	...	...	1	...	1	...	...	...	4	...	2	...
Gwalior Fortress	324	...	...	...	2	...	...	...	...	1	...	...	1	5	...	1	...
Jhansi (11 months)	385	...	...	...	...	...	...	...	...	...	...	...	...	...	...	...	...
Nowgong (11 months)	293	1	...	...	...	...	...	...	...	...	...	...	...	1	...	1	...
Sagar	357	...	...	...	...	1	...	...	...	...	1	...	...	2	...	1	...
Jubbulpore	565	...	...	...	...	...	...	...	...	...	...	...	...	...	...	...	...
	3,982	1	1	...	3	1	...	1	...	2	3	...	1	13	3.3	6	1.51
Umballa	1,434	...	1	...	...	...	...	...	...	1	...	...	2	4	...	2	...
Jullundur	855	...	...	...	...	2	2	2	...	...	...	...	...	6	...	3	...
Ferozepore	1,077	11	3	3	...	...	...	...	...	...	1	...	...	18	...	6	...
Mooltan	743	...	...	...	1	...	...	...	...	...	1	...	...	2	...	1	...
Dera Ismail Khan	100	...	...	...	...	...	...	...	...	...	...	...	2	2	...	...	...
Sialkot	1,076	1	...	...	...	1	1	...	1	...	...	...	...	4	...	3	...
Amritsar and Goringdagh	319	...	...	...	...	1	...	...	...	...	...	...	...	1	...	...	...
Fort Lahore	156	...	...	...	...	...	1	...	...	1	...	...	...	3	...	...	...
Meean Meer	886	...	...	...	...	...	...	...	...	...	1	1	...	2	...	...	...
Rawalpindi	1,522	...	...	...	...	...	...	3	...	...	...	...	...	3	...	...	...
Campbellpore (10 months)	151	...	...	...	1	...	1	...	...	...	...	...	...	2	...	...	...
Attock	169	...	...	...	...	...	...	...	...	...	...	...	...	...	...	...	...
Nowshera	359	1	...	...	...	...	...	...	...	...	...	...	...	1	...	...	...
Peshawar	1,691	1	1	1	...	...	...	...	...	...	...	...	...	3	...	...	...
Troops marching, Punjab	...	1	...	...	...	...	...	...	...	...	...	...	...	1	...	1	...
Recruits, Invalids, &c., Punjab	...	...	...	...	...	...	...	...	...	...	...	...	...	...	...	...	...
	11,295	15	5	4	2	4	5	5	1	2	3	1	5	52	4.6	16	1.41
Ranikhet	1,298	...	...	...	...	...	...	1	1	...	...	...	...	2	...	1	...
Chakrata	854	1	...	...	...	...	...	...	...	...	...	...	...	1	...	...	...
Dagshai	927	...	1	1	...	...	...	...	2	...	...	1	...	6	...	2	...
Solan (6 months)	326	...	...	...	...	...	...	...	...	...	...	...	...	...	...	...	...
Subathu	848	...	1	2	...	1	...	...	...	1	2	1	...	8	...	2	...
Jatogh (9 months)	92	...	...	...	...	...	...	...	...	...	...	...	...	...	...	...	...
Kangra	52	...	...	...	...	...	...	...	...	...	...	...	...	...	...	...	...
Dharamsala (7 months)	116	...	...	...	...	...	...	...	...	...	...	...	...	...	...	...	...
Dalhousie (8 months)	161	...	...	...	...	...	...	...	...	...	...	...	...	...	...	...	...
Murree (6 months)	1,250	...	...	...	...	...	...	...	...	...	...	...	...	2	...	...	...
Cherat (7 months)	723	...	...	...	...	2	1	4	6	...	...	...	...	13	...	4	...
	5,393	1	2	3	...	5	1	6	9	1	3	1	...	32	6.0	9	1.67
Darjeeling Depôt (9 months)...	250	...	...	...	...	...	...	...	...	...	...	...	...	...	...	...	...
Naini Tal " (9 months)...	312	...	...	...	...	...	...	...	...	...	...	...	...	...	...	...	...
Landour " (7 months)...	228	...	...	...	...	...	...	...	...	...	...	...	...	...	...	...	...
Kasauli " (7 months)...	628	...	...	...	...	...	...	...	...	...	...	...	...	...	...	...	...
Dalhousie " (7 months)...	388	...	...	...	...	...	...	...	...	...	...	...	...	...	...	...	...
Murree " (6 months)...	439	...	...	...	...	2	...	...	...	...	...	...	...	2	...	1	...
FOR THE SEASON OF OCCUPATION	2,158	...	...	...	...	2	...	...	...	...	...	...	...	2	...	1	...
BENGAL PRESIDENCY	36,582	20	9	9	11	30	17	15	15	14	12	7	12	171	4.7	61	1.75



STATIONS.	Average Strength for the period of occupation.	NUMBER OF ADMISSIONS INTO HOSPITAL IN EACH MONTH.												Total Admissions of the Year.	Admission-rate per 1,000 of Strength.	Number of Deaths.	Death-rate per 1,000 of Strength.
		Jan.	Feb.	Mar.	April.	May.	June.	July.	Aug.	Sept.	Oct.	Nov.	Dec.				
Troops marching, Bombay Presidency	...	...	...	...	...	...	...	...	...	...	...	1	...	1	...	...	...
Deolali Depot (Bombay Troops)	...	...	...	...	...	...	...	...	...	...	...	...	...	...	...	...	...
Khundla " ( " )	...	...	...	...	...	...	...	...	...	...	...	...	...	...	...	...	...
Colaba " ( " )	...	...	...	...	...	...	...	...	...	...	...	...	...	...	...	...	...
Troops marching, Madras Presidency, &c.	...	...	1	...	...	...	...	...	...	...	...	...	...	1	...	3	...
Poomalallee Depot	...	...	...	...	...	...	...	...	...	...	...	...	...	...	...	...	...
Deolali Depot (Madras Troops)	...	...	...	...	...	...	...	...	...	...	...	...	...	...	...	...	...
Colaba Depot (Madras Troops)	...	...	...	...	...	...	...	...	...	...	...	...	...	...	...	...	...
Nascerabad	648	...	...	...	...	2	...	...	...	...	3	...	1	6	...	...	...
Neemuch	491	...	...	...	...	...	...	...	...	8	...	2	...	10	...	8	...
Indore	84	...	...	...	...	...	...	...	...	...	...	...	...	...	...	...	...
Mhow	1,206	...	...	...	1	3	1	...	...	2	...	...	...	7	...	2	...
Dera	688	...	...	...	...	...	...	...	...	...	...	...	...	...	...	...	...
Ahmedabad	274	...	...	1	1	...	...	...	...	...	...	1	...	3	...	1	...
Baroda	211	...	...	...	...	...	...	...	1	...	1	...	...	2	...	1	...
Kurrachee and Ghizree	754	...	...	...	...	...	...	...	1	...	...	...	...	...	...	...	...
Hyderabad	370	...	1	...	...	...	...	...	1	...	...	...	...	2	...	1	...
Aden	733	...	...	...	1	...	1	...	...	...	...	...	...	2	...	1	...
	5,268	...	1	1	3	5	2	...	2	10	4	3	1	32	6.0	14	2.61
Bombay	509	...	...	...	...	...	...	...	...	...	...	...	...	...	...	...	...
Asirgarh (5 months)	104	...	...	...	...	...	...	...	...	...	...	...	1	1	...	1	...
Ahmednagar	477	...	...	...	...	...	...	...	...	...	...	...	...	...	...	...	...
Poona and Kiskee	1,910	...	1	...	1	2	1	...	...	2	3	...	...	10	...	4	...
Satara	154	...	...	...	...	...	...	...	...	...	...	...	...	...	...	...	...
Belgaum	972	...	...	...	...	...	...	...	...	...	...	...	...	...	...	...	...
Secunderabad	2,317	5	...	...	...	2	...	2	8	12	6	1	2	38	...	14	...
Kamptee	972	...	...	...	...	...	...	...	...	...	...	...	...	...	...	...	...
	7,384	5	1	...	1	4	1	2	8	14	9	1	3	49	6.6	19	2.57
Bellary	897	...	...	...	...	...	...	1	1	...	...	...	...	2	...	...	...
Bangalore	1,652	...	...	...	...	...	...	...	...	...	...	...	...	...	...	...	...
Cannanore	700	...	...	...	...	...	...	...	...	...	...	...	...	...	...	...	...
Mallagoorum	93	...	...	...	...	...	...	...	...	...	...	...	...	...	...	...	...
Calicut	96	...	...	...	...	...	...	...	...	...	...	...	...	...	...	...	...
Trichinopoly	268	...	...	...	...	...	...	...	...	...	...	...	...	...	...	...	...
St. Thomas' Mount	310	...	...	...	...	...	...	...	...	2	...	...	...	2	...	1	...
Madras	649	...	...	...	...	...	...	...	...	...	...	...	...	...	...	...	...
	4,703	...	...	...	...	...	...	1	1	2	...	...	...	4	9	1	2.1
Rangoon	764	...	...	...	...	...	...	...	...	...	...	...	...	...	...	...	...
Toungoo	453	...	...	...	...	...	...	...	...	...	...	...	...	...	...	...	...
Thayetmyo	673	...	...	...	...	...	...	...	1	...	...	...	...	1	...	1	...
Fort Blair	133	...	...	...	...	...	...	...	...	...	...	...	...	...	...	...	...
	2,024	...	...	...	...	...	...	...	1	...	...	...	...	1	5	1	4.9
Taragarh, Ajmere (8 months)	65	...	...	...	...	...	...	...	...	...	...	...	...	...	...	...	...
Mount Abu	73	...	...	...	...	...	...	...	...	...	...	...	...	...	...	...	...
Parandhar	92	...	...	...	...	...	...	...	...	...	...	...	...	...	...	...	...
Pachmarhi (Madras Troops)	200	...	...	...	...	...	...	...	...	...	...	...	...	...	...	...	...
Ramandroog (10 months)	65	...	...	...	...	...	...	...	...	...	...	...	...	...	...	...	...
Wellington	419	...	...	1	...	2	...	1	1	...	...	...	...	5	...	3	...
	874	...	...	1	...	2	...	1	1	...	...	...	...	5	5.7	3	3.44

ARMIES.	Average Strength.	NUMBER OF ADMISSIONS INTO HOSPITAL IN EACH MONTH.												Total Admissions of the Year.	Admission-rate per 1,000 of Strength.	Number of Deaths.	Death-rate per 1,000 of Strength.
		Jan.	Feb.	Mar.	April.	May.	June.	July.	Aug.	Sept.	Oct.	Nov.	Dec.				
ARMY OF BENGAL	36,582	29	9	9	11	30	17	15	15	14	12	7	12	171	4.7	64	1.75
ARMY OF MADRAS	11,034	5	1	1	...	4	...	4	11	14	6	1	2	49	4.4	22	1.99
ARMY OF BOMBAY	10,242	...	2	1	4	7	3	...	2	12	7	4	2	44	4.3	19	1.86
ARMY OF INDIA	57,858	25	12	11	15	41	20	19	28	40	25	12	16	264	4.6	105	1.82



# EUROPEAN TROOPS, 1876.

## XXV.

TABLE showing the PREVALENCE of FEVERS in each MONTH and the DISTRIBUTION of FEVERS by STATIONS and PROVINCES.

(Excluding Enteric Fever, which is shown separately in Table XXIV.)

STATIONS.	Average Strength for the period of occupation.	NUMBER OF ADMISSIONS INTO HOSPITAL IN EACH MONTH.												Total Admissions of the Year.	Admission-rate per 1,000 of Strength.	Number of Deaths.	Death-rate per 1,000 of Strength.
		Jan.	Feb.	Mar.	April.	May.	June.	July.	Aug.	Sept.	Oct.	Nov.	Dec.				
Deolali Depot (Bengal Troops)	...	...	4	4	12	2	...	...	...	...	4	12	2	40	...	...	...
Colaba Depot (Bengal Troops)	...	...	...	...	...	...	...	...	...	...	...	...	...	...	...	...	...
Troops marching, Bengal and N. W. P.	...	10	2	3	...	...	...	...	...	...	...	3	59	77	...	...	...
Recruits, Invalids, &c., Bengal and N. W. P.	...	...	3	...	3	...	...	...	...	...	...	...	...	6	...	...	...
Fort William	934	13	11	7	15	9	8	4	24	24	6	10	17	148	...	...	...
Dum-Dum	634	2	11	9	12	13	5	13	17	22	21	96	82	363	...	...	...
Barrackpore	440	27	19	21	18	13	16	16	30	20	147	138	91	556	...	2	...
	2,008	42	41	37	45	35	29	33	131	66	174	244	190	1,067	531.4	2	1.00
Haziribagh	101	...	...	...	1	1	...	2	11	11	15	1	2	44	...	1	...
Dinapore	874	8	18	15	18	43	37	28	17	26	29	13	19	271	...	...	...
Benares	477	4	9	2	4	7	11	12	7	13	6	6	7	88	...	...	...
Chunar	68	...	1	1	2	3	1	5	4	2	2	4	...	25	...	...	...
Fyzabad	980	6	14	20	16	48	56	37	13	20	25	69	17	341	...	2	...
Lucknow	2,379	16	24	39	63	85	77	86	50	92	17	23	25	606	...	...	...
Sitapur	614	5	13	6	9	26	10	9	19	12	18	12	8	147	...	1	...
Fatehgarh	240	...	1	2	1	2	4	12	2	9	5	...	...	38	...	...	...
Cawnpore	712	4	8	11	66	35	22	23	22	19	28	10	14	262	...	...	...
Allahabad	944	23	26	22	28	168	65	23	27	46	102	49	23	542	...	...	...
	7,300	66	114	118	208	358	283	237	181	250	247	187	115	2,364	319.9	4	54
Shahjahanpur	485	6	6	2	7	6	6	6	6	7	14	5	...	71	...	...	...
Bareilly	809	4	7	9	10	6	11	13	8	13	15	11	7	114	...	1	...
Moradabad	212	1	2	...	2	4	3	1	6	3	3	1	...	26	...	...	...
Roorkee	477	5	44	11	10	25	24	24	28	16	15	5	7	214	...	...	...
Meerut	1,507	20	34	49	23	33	113	171	112	61	109	48	25	798	...	1	...
Delhi	487	45	6	10	13	16	13	19	38	67	96	47	37	407	...	...	...
Muttra	426	2	4	3	7	9	9	6	7	11	18	9	2	87	...	1	...
	4,393	83	103	84	72	99	179	240	205	178	270	126	78	1,717	390.9	3	68
Agra	1,008	18	28	39	21	33	10	29	37	25	47	22	12	312	...	...	...
Morar	1,098	19	14	12	25	33	41	48	55	54	80	53	20	454	...	...	...
Gwalior Fortress	324	10	14	9	15	12	11	8	11	21	15	3	3	132	...	...	...
Jhansi (11 months)	395	8	6	3	7	46	22	8	71	112	208	138	...	629	...	...	...
Nowroong (11 months)	293	10	5	3	4	13	22	6	19	33	65	21	...	201	...	...	...
Saugor	337	14	29	11	9	5	4	7	19	47	45	16	9	206	...	1	...
Jubbulpore	565	29	26	15	17	18	22	17	31	45	78	49	20	367	...	1	...
	3,982	106	113	83	98	163	132	123	243	337	538	302	64	2,301	577.9	2	59
Umballa	1,434	28	32	22	19	43	25	17	76	211	213	38	26	759	...	...	...
Jullundur	855	27	11	13	14	46	44	31	179	288	289	110	57	1,079	...	1	...
Ferozepore	1,077	18	6	1	12	35	26	30	90	244	304	131	102	698	...	3	...
Mooltan	743	41	22	12	17	30	35	61	118	212	343	105	52	1,046	...	1	...
Dera Ismail Khan	109	9	3	3	2	4	1	9	10	9	18	14	19	104	...	...	...
Sialkot	1,076	24	21	14	24	61	58	48	89	124	152	76	43	734	...	2	...
Amritsar and Govindgarh	1,076	24	21	14	24	61	58	48	89	124	152	76	43	734	...	...	...
Fort Lahore	116	5	12	8	15	17	7	5	27	48	25	12	17	198	...	1	...
Meeran Meer	886	69	152	60	29	65	92	107	205	170	216	137	67	1,369	...	...	...
Rawalpindi	1,522	12	11	4	14	46	25	30	134	171	196	76	45	764	...	1	...
Campbellpore (10 months)	151	...	...	3	1	4	6	4	7	6	7	2	...	39	...	1	...
Attock	169	5	...	5	10	58	34	28	12	10	45	30	7	244	...	...	...
Nowshera	329	7	13	36	54	48	30	39	53	33	55	30	10	498	...	1	...
Peshawar	1,661	257	293	91	36	188	71	156	114	221	173	146	165	1,761	...	1	...
Troops marching, Punjab	...	45	34	8	26	...	...	...	...	...	4	146	96	359	...	...	...
Recruits, Invalids, &c., Punjab	...	...	1	3	7	...	...	...	...	...	...	...	2	13	...	...	...
	11,295	564	511	287	283	644	464	570	1,220	1,870	2,192	1,134	714	10,483	928.1	12	1.06
Ranikhet	1,298	...	3	6	47	74	58	44	28	12	14	9	1	296	...	1	...
Chakrata	854	15	10	3	2	4	9	5	6	8	1	2	4	69	...	...	...
Dagshai	927	4	10	17	10	22	40	25	21	29	17	2	4	201	...	1	...
Solan (6 months)	326	...	...	...	1	11	5	2	4	2	2	...	...	27	...	...	...
Subathu	848	16	6	...	7	5	4	9	10	17	27	3	1	165	...	...	...
Jutogh (9 months)	92	...	...	...	2	1	7	8	...	1	...	...	...	19	...	...	...
Kangra	52	...	...	...	...	1	2	8	10	14	36	8	2	81	...	1	...
Dharmshila (7 months)	116	...	...	...	1	3	1	1	5	2	2	...	...	15	...	...	...
Dalhousie (8 months)	101	...	...	...	5	3	1	1	1	2	6	1	...	20	...	...	...
Murree (6 months)	1,250	...	...	...	...	78	108	98	91	38	28	...	...	441	...	...	...
Cherat (7 months)	723	...	...	...	9	52	49	65	63	40	29	18	1	326	...	...	...
	5,393	35	29	26	84	254	284	206	239	165	162	43	13	1,600	296.7	3	55
Darjeeling Depot (9 months)	250	1	...	8	8	11	9	8	5	6	2	3	1	62	...	...	...
Naini Tal " (9 months)	312	2	8	1	11	29	15	10	4	8	4	3	2	88	...	...	...
Landour " (7 months)	228	...	1	...	8	22	13	12	18	10	4	4	1	93	...	...	...
Kassauli " (7 months)	528	1	...	1	18	19	26	27	27	14	15	19	3	161	...	...	...
Dalhousie " (7 months)	388	...	1	...	6	17	18	14	11	8	4	2	1	82	...	...	...
Murree " (6 months)	430	2	...	...	...	92	61	44	11	26	16	4	6	262	...	...	...
FOR THE SEASON OF OCCUPATION	2,158	6	10	10	51	181	142	115	76	72	45	26	14	748	316.0	...	...
BENGAL PRESIDENCY	36,562	914	969	652	856	1,733	1,513	1,584	2,295	2,938	3,632	2,077	1,249	29,403	557.7	26	71



STATIONS.	Average Strength for the period of occupation.	NUMBER OF ADMISSIONS INTO HOSPITAL IN EACH MONTH.												Total Admissions of the Year.	Admission-rate per 1,000 of Strength.	Number of Deaths.	Death-rate per 1,000 of Strength.
		Jan.	Feb.	Mar.	April.	May.	June.	July.	Aug.	Sept.	Oct.	Nov.	Dec.				
Troops marching, Bombay Presidency	...	25	28	...	...	6	...	...	...	...	...	6	1	60	...	...	...
Deolali Depôt (Bombay Troops)	...	1	6	3	6	...	8	12	5	...	1	3	4	55	...	...	...
Khandala "	...	...	...	...	2	3	...	...	...	...	...	...	...	5	...	...	...
Colaba "	...	1	1	...	...	...	...	1	...	...	2	...	...	5	...	...	...
Troops marching, Madras Presidency	...	...	4	...	...	3	2	...	...	...	...	...	...	9	...	...	...
Poonamallee Depôt	...	...	...	...	7	3	4	5	2	4	7	5	1	38	...	...	...
Deolali Depôt (Madras Troops)	...	...	...	...	...	...	...	...	...	...	...	...	1	1	...	...	...
Colaba Depôt	...	...	...	...	...	...	...	...	...	...	...	...	...	...	...	...	...
Nasrabad	668	3	20	9	14	18	10	9	20	30	73	59	34	317	...	1	...
Nemuch	401	3	15	18	33	36	25	15	52	67	70	57	29	426	...	...	...
Indore	84	3	1	1	1	4	1	5	5	2	2	...	...	25	...	...	...
Mhow	1,306	20	28	22	49	63	37	34	69	80	64	25	15	506	...	1	...
Dessa	688	12	14	2	5	11	10	8	15	15	21	22	11	146	...	...	...
Ahmedabad	274	17	24	25	14	7	5	16	16	16	32	7	5	184	...	...	...
Baroda	211	5	...	3	6	3	2	7	7	7	15	10	9	74	...	...	...
Karrachee and Ghazee	754	13	20	10	8	24	17	16	25	48	52	62	59	394	...	...	...
Hyderabad	370	7	5	6	10	6	8	5	13	57	98	133	100	508	...	...	...
Aden	703	4	7	12	24	55	16	25	19	14	6	5	2	189	...	...	...
	5,368	87	131	108	161	227	131	135	250	318	439	382	364	2,709	515.8	2	37
Bombay	500	27	20	17	13	26	30	46	49	45	180	84	61	598	...	...	...
Asirgarh (5 months)	194	2	1	3	...	...	...	...	...	...	...	...	3	9	...	...	...
Ahmednagar	477	39	22	15	23	17	23	24	20	8	10	23	14	238	...	...	...
Poona and Kirkee	1,940	38	44	70	81	104	92	159	141	111	153	94	33	1,120	...	1	...
Satara	154	5	4	1	5	...	...	1	1	2	1	4	1	25	...	...	...
Belgaum	972	15	34	20	11	20	25	13	20	23	13	17	14	225	...	...	...
Secunderabad	2,317	25	50	26	29	50	38	56	48	44	56	46	21	489	...	1	...
Kamptee	972	18	32	18	26	51	81	33	51	67	54	23	17	471	...	1	...
	7,384	109	207	170	188	268	289	332	339	300	467	291	164	3,175	430.0	3	41
Bellary	807	5	7	5	4	6	4	6	5	1	14	16	8	81	...	...	...
Bangalore	1,652	10	19	8	10	6	14	13	8	10	22	17	11	148	...	3	...
Cannanore	500	10	9	12	7	19	15	10	39	19	25	5	10	180	...	...	...
Nallapooram	93	1	3	2	...	...	1	...	3	1	1	3	...	17	...	...	...
Calicut	95	3	2	1	1	4	2	2	...	1	2	2	...	20	...	...	...
Trichinopoly	268	...	1	6	5	1	5	4	3	3	4	2	3	37	...	...	...
St. Thomas' Mount	350	3	6	1	2	9	3	17	14	5	14	2	5	81	...	...	...
Madras	669	8	2	1	3	11	12	10	10	2	13	5	2	79	...	...	...
	4,703	40	49	36	34	56	56	62	82	42	95	52	39	643	136.7	3	64
Bangoon	564	3	3	4	...	2	6	7	6	6	11	4	5	57	...	...	...
Toungoo	453	4	...	1	6	8	29	17	5	5	7	5	2	89	...	...	...
Thayetmyo	673	1	3	9	6	2	4	8	15	9	11	6	10	84	...	...	...
Port Blair	133	...	...	...	...	...	...	...	2	...	...	...	...	2	...	...	...
	2,624	8	6	14	12	12	39	32	28	20	29	15	17	232	114.6	...	...
Taragbur, Ajmere (8 months)	65	...	...	...	...	2	1	...	1	1	2	...	...	7	...	...	...
Mount Aboo	73	6	2	1	2	5	6	6	5	2	7	9	1	52	...	...	...
Parandhar	92	...	1	9	4	4	2	...	...	1	4	1	1	27	...	...	...
Pachmarhi (Madras Troops)	290	...	...	3	10	9	2	12	10	8	5	13	2	74	...	...	...
9 months	65	...	...	1	1	7	2	...	1	2	4	...	...	18	...	...	...
Eamandroog (10 months)	449	1	2	7	7	27	45	31	32	38	20	14	9	233	...	...	...
Wellington	...	...	...	...	...	...	...	...	...	...	...	...	...	...	...	...	...
	874	7	5	21	24	54	58	49	49	52	42	37	13	411	479.3	...	...

ARMIES.	Average Strength.	NUMBER OF ADMISSIONS INTO HOSPITAL IN EACH MONTH.												Total Admissions of the Year.	Admission-rate per 1,000 of Strength.	Number of Deaths.	Death-rate per 1,000 of Strength.
		Jan.	Feb.	Mar.	April.	May.	June.	July.	Aug.	Sept.	Oct.	Nov.	Dec.				
ARMY OF BENGAL	30,582	914	960	652	856	1,733	1,513	1,584	2,295	2,938	3,632	2,977	1,249	20,603	557.7	26	71
ARMY OF MADRAS	11,034	92	143	165	126	218	269	231	254	225	270	168	107	2,408	209.1	5	96
ARMY OF BOMBAY	10,232	246	297	217	311	414	318	397	492	541	812	623	497	5,195	507.2	3	29
ARMY OF INDIA	57,848	1,252	1,400	1,034	1,293	2,965	2,100	2,212	3,041	3,704	4,714	2,968	1,853	27,806	480.5	34	59



# EUROPEAN TROOPS, 1876.

## XXVI.

TABLE showing the PREVALENCE of APOPLEXY and SUNSTROKE in each MONTH, and the DISTRIBUTION of these DISEASES by STATIONS and PROVINCES.

STATIONS.	Average Strength for the period of occupation.	NUMBER OF ADMISSIONS INTO HOSPITAL IN EACH MONTH.												Total Admissions of the Year.	Admission-rate per 1,000 of Strength.	Number of Deaths.	Death-rate per 1,000 of Strength.
		Jan.	Feb.	Mar.	April.	May.	June.	July.	Aug.	Sept.	Oct.	Nov.	Dec.				
Deolali Depot (Bengal Troops)	...	...	...	...	...	...	...	...	...	...	...	...	...	...	...	...	...
Colaba Depot (Bengal Troops)	...	...	...	...	...	...	...	...	...	...	...	...	...	...	...	...	...
Troops marching, Bengal and N. W. P.	...	...	...	...	...	...	...	...	...	...	...	...	...	...	...	...	...
Recruits, Invalids, &c. Bengal and N. W. P.	...	...	...	...	1	...	...	...	...	...	...	...	...	1	...	3	...
Fort William	934	...	...	2	1	...	1	...	...	...	...	...	...	4	...	1	...
Dum-Dum	634	...	...	...	...	...	...	...	...	...	...	...	...	...	...	...	...
Barrackpore	440	...	...	...	...	...	...	...	...	...	...	...	...	...	...	...	...
	2,008	...	...	2	1	...	1	...	...	...	...	...	...	4	20	1	49
Hazariabagh	101	...	...	...	...	...	...	...	...	...	...	...	...	...	...	...	...
Dinapore	874	...	...	...	...	...	...	2	...	...	...	...	...	2	...	1	...
Benares	477	...	...	...	...	...	...	2	...	...	...	...	...	2	...	...	...
Chanar	68	...	...	...	...	1	...	1	...	...	...	...	...	1	...	1	...
Fyzabad	980	...	...	...	...	1	11	4	...	...	1	...	...	17	...	2	...
Lucknow	2,379	...	...	...	...	...	7	4	1	1	...	...	...	13	...	9	...
Sitapur	614	...	...	...	...	...	...	...	...	...	...	...	...	...	...	...	...
Fatehgarh	240	...	...	...	...	...	...	...	...	1	...	...	...	1	...	...	...
Cawnpore	712	...	...	2	1	1	5	...	...	...	...	...	...	9	...	2	...
Allahabad	944	...	...	...	...	...	8	3	...	...	...	...	...	11	...	2	...
	7,390	...	...	2	1	3	36	11	1	2	1	...	...	57	77	17	230
Shahjahanpur	485	...	...	...	1	...	...	...	...	...	...	...	...	1	...	...	...
Bareilly	800	...	1	...	...	...	...	...	...	...	...	...	...	1	...	...	...
Moradabad	212	...	...	...	...	...	...	...	...	...	...	...	...	1	...	1	...
Roorkee	477	...	...	...	...	...	...	...	...	...	...	...	...	1	...	...	...
Meerut	1,557	...	...	...	...	1	3	3	1	...	1	...	...	10	...	5	...
Delhi	487	...	...	...	...	...	...	1	1	...	...	...	...	...	...	2	...
Matra	426	...	1	...	2	1	...	...	...	...	...	...	...	4	...	3	...
	4,393	...	2	...	3	2	5	4	2	...	1	1	...	20	46	12	273
Agra	1,008	...	...	...	...	1	1	...	...	...	1	...	...	3	...	2	...
Morar	1,098	...	...	...	...	...	3	...	...	...	...	1	...	4	...	1	...
Gwalior Fortress	324	...	...	...	2	...	...	...	...	...	...	...	...	2	...	...	...
Jhansi (11 months)	395	...	...	...	...	...	...	...	...	...	...	...	...	...	...	...	...
Nowgong (11 months)	293	...	...	...	...	...	...	...	...	...	...	...	...	1	...	...	...
Saugor	357	...	...	...	...	...	...	...	...	...	...	...	...	...	...	...	...
Jubbulpore	565	...	...	...	...	...	...	...	1	...	...	...	...	1	...	...	...
	3,982	...	...	...	2	1	5	...	1	...	1	1	...	11	27	4	101
Umballa	1,434	...	...	1	...	...	3	1	...	...	...	...	...	6	...	4	...
Jullundur	855	...	...	...	...	...	...	...	...	...	...	...	...	...	...	...	...
Ferozepore	1,077	...	...	...	...	...	2	4	3	...	...	...	...	9	...	2	...
Mooltan	743	...	...	...	...	...	...	3	...	...	...	...	...	3	...	1	...
Dera Ismail Khan	160	...	...	...	...	...	...	...	...	...	...	...	...	...	...	...	...
Sialkot	1,076	...	...	...	...	...	2	2	...	1	...	...	...	5	...	1	...
Amritsar and Govindgarh	319	...	...	...	...	...	1	1	...	...	...	...	...	2	...	...	...
Fort Lahore	156	...	...	...	...	...	...	...	...	...	...	...	...	...	...	...	...
Meer Meer	886	...	...	...	...	...	...	3	...	...	1	...	...	4	...	2	...
Rawalpindi	1,522	...	...	...	1	1	...	...	...	3	1	...	...	6	...	2	...
Campbellpore (10 months)	151	...	...	...	...	...	...	...	...	...	...	...	...	...	...	...	...
Attock	169	...	...	...	...	...	...	...	...	...	1	...	...	5	...	5	...
Nowshera	359	...	...	...	...	...	1	9	3	...	...	...	...	13	...	6	...
Peshawar	1,691	...	...	...	...	...	...	18	...	...	...	...	...	18	...	3	...
Troops marching, Punjab	...	...	...	...	...	...	...	...	...	...	...	...	...	...	...	1	...
Recruits, Invalids, &c., marching Punjab	...	...	...	...	...	...	...	...	...	...	...	...	...	...	...	...	...
	11,295	...	...	1	1	1	9	44	7	4	3	...	...	70	62	27	239
Ranikhet	1,298	...	...	...	...	...	...	...	...	...	...	1	...	1	...	...	...
Chakrata	854	...	...	...	...	...	...	...	...	...	...	...	...	...	...	...	...
Dagshai	927	...	...	...	...	...	...	...	...	...	...	...	...	...	...	...	...
Solon (6 months)	326	...	...	...	...	...	...	...	...	...	...	...	...	...	...	...	...
Sebathu	848	...	...	...	...	...	...	...	...	...	...	...	...	...	...	...	...
Jutogh (9 months)	92	...	...	...	...	...	...	...	...	...	...	...	...	...	...	...	...
Kangra	52	...	...	...	...	...	...	...	...	...	...	...	...	...	...	...	...
Dharmasala (7 months)	116	...	...	...	...	...	...	...	...	...	...	...	...	...	...	...	...
Dalhousie (8 months)	101	...	...	...	...	...	...	...	...	...	...	...	...	...	...	...	...
Murree (6 months)	1,259	...	...	...	...	...	1	...	1	...	...	...	...	2	...	1	...
Cherat (7 months)	723	...	...	...	...	...	...	...	...	...	...	...	...	...	...	...	...
	5,393	...	...	...	...	...	1	...	1	...	...	1	...	3	6	1	19
Darjeeling Depot (9 months)	250	...	...	...	...	...	...	...	...	...	...	...	...	...	...	...	...
Naini Tal (9 months)	312	...	...	...	...	...	...	...	...	...	...	...	...	...	...	...	...
Landour (7 months)	228	...	...	...	...	1	...	...	...	...	...	...	...	1	...	...	...
Kasauli (7 months)	529	...	...	...	...	...	...	...	...	...	...	...	...	...	...	...	...
Dalhousie (7 months)	388	...	...	...	...	...	...	...	...	...	...	...	...	...	...	...	...
Murree (6 months)	430	...	...	...	...	...	...	...	...	...	...	...	...	...	...	...	...
	2,158	...	...	...	...	1	...	...	...	...	...	...	...	1	5	...	...
FOR THE SEASON OF OCCUPATION	36,582	...	2	6	9	8	67	59	12	6	6	3	...	167	46	65	177



STATIONS.	Average Strength for the period of occupation.	NUMBER OF ADMISSIONS INTO HOSPITAL IN EACH MONTH.												Total Admissions of the Year.	Admission-rate per 1,000 of Strength.	Number of Deaths.	Death-rate per 1,000 of Strength.
		Jan.	Feb.	Mar.	April.	May.	June.	July.	Aug.	Sept.	Oct.	Nov.	Dec.				
Troops marching, Bombay Presidency	...	1	...	...	...	...	...	...	...	...	...	...	...	1	...	...	...
Deolali Depôt (Bombay Troops)	...	...	1	...	...	...	...	...	...	...	...	...	...	1	...	...	...
Khandala	...	...	...	...	...	...	...	...	...	...	...	...	...	...	...	...	...
Colaba	...	...	...	...	...	...	...	...	...	...	...	...	...	...	...	...	...
Troops marching, Madras Presidency	...	...	...	...	...	...	...	...	...	...	...	...	...	...	...	...	...
Poonamallee Depôt	...	...	...	...	...	...	...	...	...	...	...	...	...	...	...	...	...
Deolali Depôt (Madras Troops)	...	...	...	...	...	...	...	...	...	...	...	...	...	...	...	...	...
Colaba Depôt	...	...	...	...	...	...	...	...	...	...	...	...	...	...	...	...	...
Nussurahad	...	648	...	...	...	...	1	3	...	...	...	...	...	4	...	...	...
Nemuch	...	401	...	...	...	...	...	...	...	...	...	...	...	...	...	...	...
Indore	...	84	...	...	...	...	...	...	...	...	...	...	...	...	...	...	...
Mhow	...	1,206	1	...	3	1	...	1	...	...	1	...	...	7	...	...	...
Dessa	...	688	...	...	...	...	...	2	...	...	1	...	...	3	...	...	...
Ahmedabad	...	274	...	1	...	...	...	...	...	...	...	...	...	1	...	1	...
Baroda	...	211	...	...	...	...	2	...	...	...	...	...	...	2	...	1	...
Kurrachee and Ghizree	...	754	...	...	...	1	...	...	...	...	...	...	...	1	...	...	...
Hyderabad	...	370	...	...	...	4	...	...	...	...	...	...	...	6	...	2	...
Aden	...	733	...	...	...	1	...	1	...	...	...	...	...	2	...	1	...
	...	5,368	1	1	3	3	7	9	...	...	2	...	...	26	48	6	1.12
Bombay	...	509	...	...	...	...	...	...	...	...	1	...	...	1	...	...	...
Asirgarh (5 months)	...	104	...	...	...	...	...	...	...	...	...	...	...	...	...	...	...
Ahmednagar	...	477	...	...	...	...	...	1	...	...	...	...	...	1	...	...	...
Poona and Kirkee	...	1,940	...	...	1	...	...	...	...	...	...	...	...	2	...	1	...
Salara	...	154	...	...	...	...	...	...	...	...	...	...	...	...	...	...	...
Belgaum	...	972	...	...	...	...	...	...	...	...	...	...	...	...	...	...	...
Secunderabad	...	2,317	...	1	1	4	...	...	...	1	...	...	...	7	...	3	...
Kamptee	...	972	...	...	1	6	18	...	...	...	...	...	...	25	...	11	...
	...	7,384	...	1	3	10	18	1	...	1	1	...	1	36	49	15	2.03
Bellary	...	897	...	...	...	...	...	...	...	...	...	...	...	...	...	...	...
Bangalore	...	1,652	1	...	1	...	...	...	...	...	...	...	...	2	...	...	...
Cannanore	...	700	...	...	...	...	...	...	...	...	1	...	...	1	...	1	...
Mallapooram	...	93	...	...	...	...	...	...	...	...	...	...	...	...	...	...	...
Calicut	...	95	...	...	...	...	...	...	...	...	...	...	...	...	...	...	...
Trichinopoly	...	268	1	...	2	1	1	...	...	...	...	...	...	5	...	4	...
St. Thomas' Mount	...	350	...	...	...	...	...	...	...	...	...	...	...	...	...	...	...
Madras	...	649	1	...	...	...	...	...	...	...	...	...	...	1	...	...	...
	...	4,703	1	2	3	1	1	...	...	...	1	...	...	9	19	5	1.06
Rangoon	...	764	...	...	...	...	...	...	...	...	...	...	...	...	...	...	...
Toungoo	...	453	...	...	...	...	...	...	...	...	...	...	...	...	...	...	...
Thayetmye	...	673	...	...	...	1	...	...	1	...	...	...	...	2	...	1	...
Port Blair	...	133	...	...	...	...	...	...	...	...	...	...	...	...	...	...	...
	...	2,024	...	...	...	1	...	...	1	...	...	...	...	2	19	1	.49
Taragbur, Ajmere (8 months)	...	65	...	...	...	...	...	...	...	...	...	...	...	...	...	...	...
Mount Abu	...	73	...	...	1	...	...	...	...	...	...	...	...	1	...	1	...
Purandhar	...	92	...	...	...	...	...	...	...	...	...	...	...	...	...	...	...
Pachmarhi, Madras Troops (9 months)	...	200	...	...	...	...	...	...	...	1	...	...	...	1	...	...	...
Ramandroog (10 months)	...	65	...	...	...	...	...	...	...	...	...	...	...	...	...	...	...
Wellington	...	449	...	...	...	4	1	...	...	...	...	...	...	5	...	1	...
	...	874	...	...	1	4	1	...	...	1	...	...	...	7	89	2	2.29
ARMIES.	Average Strength.	NUMBER OF ADMISSIONS INTO HOSPITAL IN EACH MONTH.												Total Admissions of the Year.	Admission-rate per 1,000 of Strength.	Number of Deaths.	Death-rate per 1,000 of Strength.
		Jan.	Feb.	Mar.	April.	May.	June.	July.	Aug.	Sept.	Oct.	Nov.	Dec.				
ARMY OF BENGAL	36,582	...	2	5	9	8	57	59	12	6	6	3	...	167	4.6	65	1.77
ARMY OF MADRAS	11,034	1	2	1	5	16	29	...	1	2	1	...	...	49	4.4	21	1.90
ARMY OF BOMBAY	10,242	1	2	1	5	3	7	10	...	...	3	...	1	33	3.2	8	.78
ARMY OF INDIA	57,858	2	6	7	19	27	84	69	13	8	10	3	1	249	4.3	94	1.63

# EUROPEAN TROOPS, 1876.

## XXVII.

TABLE showing in DETAIL the CAUSES of DEATHS in the ARMIES of the THREE PRESIDENCIES.

TOTAL LOSS OF THE ARMY OF INDIA BY DEATH ... 886. PER 1,000 OF AVERAGE STRENGTH ... 15.32.									
CAUSES OF DEATHS.	BENGAL.		MADRAS.		BOMBAY.		ARMY OF INDIA.		Died per 1,000 of Average Strength.
	Deaths in Hospital.	Deaths out of Hospital.	Deaths in Hospital.	Deaths out of Hospital.	Deaths in Hospital.	Deaths out of Hospital.	Deaths in Hospital.	Deaths out of Hospital.	
Cholera	115	...	17	...	2	...	134	...	2.32
Smallpox	...	...	...	...	...	...	...	...	...
Scarlet Fever (an imported case)	...	...	1	...	...	...	1	...	...
Diphtheria	2	...	...	...	...	...	2	...	...
Pyæmia, following abscess of ear	...	...	2	...	...	...	2	...	...
" following plegmon of arm, caused by pressure of axillary tumour	1	...	...	...	...	...	1	...	...
" following erysipelas	1	...	...	...	...	...	1	...	...
" following gluteal abscess	1	...	...	...	...	...	1	...	...
" Cause unknown	1	...	...	...	...	...	1	...	...
Hydrophobia	1	...	1	...	...	...	2	...	...
Erysipelas of head	...	...	...	...	1	...	1	...	...
Enteric Fever	64	...	22	...	19	...	105	...	1.82
Intermittent Fevers	2	...	...	...	...	...	2	...	...
Remittent and Continued Fevers	24	...	5	...	3	...	32	...	59
Secondary Syphilis	4	...	1	...	1	...	6	...	...
Cancer, medullary of abdomen	1	...	...	...	...	...	1	...	...
" of rectum and bladder	1	...	...	...	...	...	1	...	...
" of testes	1	...	...	...	...	...	1	...	...
" of liver	1	...	...	...	...	...	1	...	...
" scirrhous of pylorus	1	...	...	...	...	...	1	...	...
" epithelial of penis	1	...	...	...	...	...	1	...	...
" villous of os uteri	1	...	...	...	...	...	1	...	...
Phthisis pulmonalis	41	...	11	...	10	...	62	...	1.07
Tuberculosis mesenterica	2	...	...	...	...	...	2	...	...
Pneumonia, from caries of Sacrum	1	...	...	...	...	...	1	...	...
Meningitis	4	...	...	...	1	...	5	...	...
Encephalitis, abscess of brain	2	...	...	...	...	...	2	...	...
" softening	3	...	3	...	...	...	6	...	...
Fibrous tumour of brain, causing paralysis	1	...	...	...	...	...	1	...	...
Epilepsy	2	...	...	...	...	...	2	...	...
Spinal hæmorrhage	1	...	...	...	...	...	1	...	...
Apoplexy, heat	61	...	20	...	7	...	88	...	1.63
" sanguineous	4	...	1	...	...	...	5	...	...
Pericarditis	...	...	...	...	1	...	1	...	...
Embolism (sudden death during tonsillitis)	...	...	...	...	1	...	1	...	...
Valve disease of Heart	9	...	3	...	4	...	16	...	...
Hypertrophy of Heart	1	...	1	...	...	...	2	...	...
Fatty degeneration of Heart	3	...	1	...	1	...	5	...	...
Degeneration of Aorta	1	...	...	...	...	...	1	...	...
Rupture of Aorta	2	...	...	...	...	...	2	...	...
Aneurism of thoracic Aorta	17	...	9	...	5	...	31	...	1.05
" of abdominal Aorta	2	...	...	...	...	...	2	...	...
" of pulmonary artery	1	...	...	...	...	...	1	...	...
Syncope	1	...	...	...	...	...	1	...	...
Laryngitis	1	...	...	...	...	...	1	...	...
Bronchitis	6	...	...	...	1	...	7	...	...
Pneumonia	17	...	...	...	6	...	23	...	66
Pleurisy and Empyema	2	...	1	...	...	...	3	...	...
Gangrene of Lung	1	...	...	...	1	...	2	...	...
Cirrhosis of Lung	1	...	...	...	...	...	1	...	...
Pulmonary Apoplexy	...	...	...	...	1	...	1	...	...
Gastritis	...	...	1	...	...	...	1	...	...
Enteritis	...	...	1	...	...	...	1	...	...
Peritonitis	5	...	1	...	...	...	6	...	...
Perforation of ileum	2	...	...	...	...	...	2	...	...
" of small intestines	1	...	...	...	...	...	1	...	...
Typhlitis	...	...	2	...	...	...	2	...	...
Hernia	1	...	...	...	...	...	1	...	...
Dysentery	38	...	19	...	10	...	67	...	1.16
Diarrhoea	3	...	...	...	...	...	3	...	35
Hepatitis	52	...	22	...	23	...	97	...	1.68
Cirrhosis	3	...	2	...	4	...	9	...	...
Jaundice, from degeneration of Liver	2	...	1	...	...	...	3	...	...
Rupture of Gall Bladder	1	...	...	...	...	...	1	...	...
Jaundice, from obstruction of duct	...	...	1	...	...	...	1	...	...
Spleen disease	1	...	...	...	...	...	1	...	...
Bright's disease	7	...	1	...	...	...	8	...	92
Stricture of Urethra	1	...	...	...	...	...	1	...	...
Caries of temporal bone	1	...	...	...	...	...	1	...	...
Abscess of Thigh	...	...	1	...	...	...	1	...	...
General Debility and Anæmia	5	...	1	...	...	...	6	...	10
Delirium Tremens	4	...	2	...	...	...	6	...	10
Accident	4	11	2	7	3	6	21	...	...
Drowning	...	6	...	5	...	...	16	...	...
Explosion	...	1	...	...	...	...	6	...	...
Struck by lightning	...	...	...	...	...	...	1	...	...
Poisoning by carbolic acid	...	...	...	2	...	...	2	...	1.09
Died while drunk	...	3	...	...	...	3	6	...	...
Suffocated while eating	...	1	...	...	...	1	2	...	...
Murdered	...	1	...	...	...	...	1	...	...
Rupture of spleen	...	1	...	...	...	...	1	...	...
Suicidal deaths by gunshot	...	12	...	4	...	6	22	...	...
" drowning	...	3	...	...	...	...	3	...	...
" hanging	...	2	...	...	...	...	2	...	...
" cut throat	...	2	...	...	...	...	2	...	52
" stabbing in spine	1	...	...	...	...	...	1	...	...
" fall from ramparts	...	1	...	...	...	...	1	...	...
Ratio per 1,000 for all causes not specially calculated	...	...	...	...	...	...	...	...	1.46
TOTAL	542	44	156	18	102	24	800	86	15.32



# EUROPEAN TROOPS, 1876.

## XXVIII.

TABLE showing in DETAIL the CAUSES of INVALIDING during 1876.

The Annual Invaliding Committees for the three Presidencies, as now arranged, meet before the close of the year; and all men passed by the Committees are included in these Returns, although they may not have embarked for England before 31st December. The few invalids of the previous year, who may have been passed by Supplementary Committees between 1st January and the close of the trooping season in the spring, also appear in this statement.

ARMY OF BENGAL—Number Invalided...	...	...	1,329	Invalided per 1,000 of Strength					...	...	...	35.89
ARMY OF MADRAS	...	...	463	"					...	...	...	41.51
ARMY OF BOMBAY	...	...	484	"					...	...	...	40.89
ARMY OF INDIA	...	...	2,276	"					...	...	...	38.90*
CAUSES OF INVALIDING.	BENGAL.			MADRAS.			BOMBAY.			ARMY OF INDIA.		
	For change.	For discharge.	Per 1,000 of Strength.	For change.	For discharge.	Per 1,000 of Strength.	For change.	For discharge.	Per 1,000 of Strength.	For change.	For discharge.	Per 1,000 of Strength.
Diphtheria	1									1		
Erysipelas	1									1		
Intermittent Fevers	60	1		3	1		36	1		90	3	
Remittent and Continued Fevers	5	1	1.84	4		.81	1		3.68	10	1	1.97
Enteric Fever	1			1						2		
Rheumatism	64	11	2.35	6	2	.90	17	4	2.32	87	17	2.07
Secondary Syphilis	28	9	1.00	23	6	2.60	25	8	3.20	76	23	1.69
Phthisis Pulmonalis	62	56	3.19	16	26	3.76	14	12	2.52	92	94	3.18
Scrofula	2	2			2		1			3	4	
Gout					1						1	
Anæmia	22	3		7	1		1			30	4	
Scurvy	1									1		
General Dropsy								1				
Cancer		1			2						3	
Encephalitis		2		1						1	2	
Meningitis	1									1		
Stroke	5		1.4	2	2	.36	1		1.0	8	2	.17
Paralysis												
Hemiplegia	6	2		4	1			2		10	5	
Paraplegia				1						1		
Locomotor Ataxy		2		3				1		3	3	
Local	3			1						4		
Character not stated	1			3	1					4	1	
Epilepsy	2	11	.35	2	4	.54	1	5	.58	5	20	.43
Paralysis Agitans	1			1						2		
Chorea							1			1		
Mania	3	5		1	2			3		4	10	
Melancholia	3	6	1.08		3	1.34	1		1.07	4	9	1.13
Dementia	3	20		2	7		2	5		7	32	
Hypochondriasis	1									1		
Neuralgia	10	2		1	1		1	2		12	5	
Eye Diseases	1									2		
Impaired Vision	6	9	.43		1	.09	7	4	1.16	13	14	.50
Nasal Polypus					1						1	
Ear Disease	1	1					1			2	1	
Deafness	4	6			2		5	1		9	9	
Valve Disease of Heart	19	30		2	7		7	5		28	42	
Hypertrophy of Heart	16	5			2		1			19	7	
Aneurysm, Thoracic Aorta			2.13			1.34			1.26			1.83
Abdominal Aorta	2	6		1						3	6	
Carotid and Subclavian	1				1					1		
Pulsation	70	16	2.32	13	2	1.34	15	2	1.66	98	20	2.02
Angina Pectoris		1									1	
Varicose Veins	6	4			2			3		6	9	
Laryngitis	3			1						4		
Bronchitis	35	9		5	2		6	3		46	14	
Asthma	2	2	1.51	1		.99			.97	3	2	1.32
Pneumonia	4				1					4	1	
Pleurisy	1			1			1			3		
Dyspepsia	12			4	2		3			19	2	
Enteritis	1									1		
Peritonitis	1									1		
Typhlitis				1						1		
Fistula in Ano				1				1		1	1	
Stricture of Rectum	1									1		
Hæmorrhoids	2			1	1		1			4	1	
Hernia	1	17			2		1	2		2	21	
Dysentery	46			50		5.20	21	3	2.62	117	5	2.41
Diarrhoea	8	2	1.51	6			3			17	2	
Hepatitis	209	13	6.00	72	3	6.72	53	7	5.81	354	23	6.10
Cirrhosis	1						1			2	1	
Spleen Disease	20		.54	2		.18	6	1	.68	24	5	.50
Bright's Disease	1	4		1			3	1		6		
Cystitis	3									3		
Stricture of Urethra	4	1		1	1		1	2		6	4	
Enuresis	1									1		
Diuresis	1									1		
Orchitis	3			1			1			5		
Hernia Testis	1									1		
Varicocele				1			1			2		
Synovitis		1								1	1	
Periostitis and Exostosis	2	1		1						3	1	
Caries (of Sternum)	1											
Necrosis (of Femur)												
Articular Disease of Sacrum												
Relaxation of Ligaments of Hip			2.7			2.7			2.0			2.5
Spinal Deformity												
Contraction of Joints					1			1			2	
Atrophy of Muscle				1			1			2		
Skin Diseases	1			1			1			3		
Tumours	2						1			3		
Abscess	4			4		.72	2		.77	10	1	.43
Ulcer	4			4			6			14		
General Debility	223	25	7.37	78	23	9.77	122	21	13.05	423	69	8.90
Injuries, Fracture	1	7		1	2		2	3		4	12	
Dislocation		1		1						1	1	
Sprain	2	1			1					2	2	
Wounds and Accidents	3	5	.67	1	1	.63	1		.77	5	8	.88
Amputation		3									3	
Concussion of Brain	1	1								1	1	
Ratio per 1,000 for all causes not specially calculated			2.95			3.95			5.54			5.23
TOTAL	1,918	311	35.89	311	122	41.51	377	167	40.89	1,736	640	38.90

\* This ratio is calculated on the full Regimental Strength of the Army for the year. If the strength and invaliding of the Regiments which went home towards the end of the season, and which took home with them the men who under other circumstances would have been sent to England for change, be deducted, the ratio for the Army of India becomes 49.50 per 1,000, for Bengal 37.64, for Madras 41.80, and for Bombay 49.90.

† With anæmia.



# EUROPEAN TROOPS, 1876.

## XXIX.

STATEMENT showing the GAIN and LOSS in STRENGTH of the REGIMENTS composing the ARMY of INDIA during 1876. \*

A.—GAIN AND LOSS OF THE DIFFERENT ARMS.

	Artillery.	Cavalry.	Infantry.	Army of India.
<i>Strength at the beginning of the Year.</i>				
At Head-Quarters and on Detachment ... ..	10,627	3,689	40,472	54,788
Recruits and other Soldiers on the march to join ... ..	29	...	442	471
On Staff employment ... ..	17	18	87	122
In Military and other Prisons ... ..	101	23	288	412
Elsewhere, including Men at Convalescent Depôts ... ..	463	176	1,580	2,219
Total Strength in India at the beginning of 1876 ... ..	11,237	3,906	42,869	58,012
<i>Additions during the Year.</i>				
Recruits and other Soldiers landed in India since 1st January ... ..	1,046	157	2,263	3,466
Men enlisted in India during the year ... ..	42	15	120	177
Men re-engaged after limited service ... ..	52	5	11	68
Transfers received ... ..	956	43	1,250	2,249
Deserters re-joined ... ..	2	3	6	11
Total Additions of the Year ... ..	2,098	223	3,650	5,971
<i>Loss during the Year.</i>				
Deaths (including all in India, whether present with, or absent from, their Corps) ... ..	224	53	604	881
Inefficient (Passed Invaliding Committees between 1st January and 31st December):—				
(a) For discharge ... ..	116	38	381	535
(b) For change of climate ... ..	394	136	1,208	1,738
Discharged by Purchase ... ..	9	19	100	128
" Sentence of Courts Martial ... ..	27	1	46	74
" Limited Service expired ... ..	167	85	1,722	1,974
" Transfers, &c. ... ..	1,161	89	1,556	2,806
Desertions ... ..	4	...	51	55
Total Loss of the Year ... ..	2,102	421	5,668	8,191
Strength remaining towards the close of 1876 ... ..	11,233	3,708	40,851	55,792
ABSTRACT.				
	Artillery.	Cavalry.	Infantry.	Army of India.
Remained at the beginning of 1876 ... ..	11,237	3,906	42,869	58,012
Added during 1876 ... ..	2,098	223	3,650	5,971
Total ... ..	13,335	4,129	46,519	63,983
Deduct Loss during 1876 ... ..	2,102	421	5,668	8,191
Remained towards the close of 1876 ... ..	11,233	3,708	40,851	55,792

\* This Statement has reference only to Corps which have served throughout the year in India.



B.—GAIN AND LOSS OF THE ARMY OF EACH PRESIDENCY.

	Army of Bengal.	Army of Madras.	Army of Bombay.	Army of India.
<i>Strength at the beginning of the Year.</i>				
At Head-Quarters and on Detachment ...	34,459	10,361	9,968	54,788
Recruits and other Soldiers on the march to join ...	437	17	17	471
On Staff employment ...	89	27	6	122
In Military and other Prisons ...	193	113	106	412
Elsewhere, including Men at Convalescent Depôts ...	1,275	659	285	2,219
<b>Total Strength in India at the beginning of 1876</b> ...	<b>36,453</b>	<b>11,177</b>	<b>10,382</b>	<b>58,012</b>
<i>Additions during the Year.</i>				
Recruits and other Soldiers landed in India since 1st January ...	2,288	546	632	3,466
Men enlisted in India during the year ...	74	74	29	177
Men re-engaged after limited service ...	35	30	3	68
Transfers received ...	1,194	587	468	2,249
Deserters re-joined ...	8	1	2	11
<b>Total Additions of the Year</b> ...	<b>3,599</b>	<b>1,238</b>	<b>1,134</b>	<b>5,971</b>
<i>Loss during the Year.</i>				
Deaths (including all in India, whether present with, or absent from, the Corps) ...	583	173	125	881
Inefficient (Passed Invaliding Committees between 1st January and 31st December):—				
(a) For discharge ...	306	122	107	535
(b) For change of climate ...	1,020	341	377	1,738
Discharged by Purchase ...	86	25	17	128
" by Sentence of Courts Martial ...	51	15	8	74
" Limited Service expired ...	1,297	296	381	1,974
" Transfers, &c. ...	1,413	441	952	2,806
Desertions ...	31	20	4	55
<b>Total Loss of the Year</b> ...	<b>4,787</b>	<b>1,433</b>	<b>1,971</b>	<b>8,191</b>
<b>Strength remaining towards the close of 1876</b> ...	<b>35,265</b>	<b>10,982</b>	<b>9,545</b>	<b>55,792</b>
<b>ABSTRACT.</b>				
	Bengal.	Madras.	Bombay.	Army of India.
Remained at the beginning of 1876 ...	36,453	11,177	10,382	58,012
Added during 1876 ...	3,599	1,238	1,134	5,971
<b>Total</b> ...	<b>40,052</b>	<b>12,415</b>	<b>11,516</b>	<b>63,983</b>
Deduct Loss during 1876 ...	4,787	1,433	1,971	8,191
<b>Remained towards the close of 1876</b> ...	<b>35,265</b>	<b>10,982</b>	<b>9,545</b>	<b>55,792</b>

## ABSTRACT of the RETURNS showing the ADMISSIONS, DEATHS, and

The figures of this table must not be regarded as exhibiting with accuracy the relation of sickness and mortality to the locality indicated, since the

1.—REGIMENTS of										
REGIMENTS & BATTERIES & STATIONS of 1876.			YEAR OF ARRIVAL.		Year of Arrival from Station previously occupied.	Average Strength during 1876.	Admission-rate of 1876 per 1,000 of Average Strength.	LOSS PER 1,000		
			In India.	In the Bengal Presidency.				By Deaths.	By Invaliding.	
1	2-12th Regiment, Fort William	...	1865	1865	January 1876, from Ferozepore	...	887	775.6	11.27	39.44
2	XIII Brigade, 7 Battery, R. Art., Fort William	...	1872	1872	November 1875, from Darjeeling	...	87	1611.5	...	11.49
3	{ 40th Regiment, Dum-Dum, with Detachment of 160 men at Barrackpore	{ ...	1873	1873	November 1875, from Lucknow	...	906	1610.4	15.45	30.91
4	XI Brig., A. Battery, R. Art., Barrackpore	...	1874	1874	March 1874, from England	...	166	1915.7	18.07	30.12
5	XI Brig., B. Battery, R. Art., Barrackpore	...	1874	1874	March 1874, from England	...	169	2455.6	35.50	71.01
REGIMENTS OF BENGAL PROPER							2,215	1340.0	14.90	32.98

2.—REGIMENTS of BEHAR.										
1	{ 109th Regiment, Dinapore, with Detachment of 101 men at Hazaribagh	{ ...	...	...	February 1874, from Roorkee and Delhi	...	893	1418.5	18.97	45.76
2	XI Brig., C. Battery, R. Art., Dinapore	...	1874	1874	March 1874, from England	...	167	1580.8	5.99	59.88
3	1-14th Regiment, Wing, Benares	...	1869	1869	January 1874, from Fort William	...	352	1179.0	14.20	22.73
4	XI Brig., D. Battery, R. Art., Benares	...	1874	1874	March 1874, from England	...	163	1938.6	6.13	...
5	1-25th Regiment, Fyzabad	...	1876	1876	November 1875, from England	...	900	1616.7	30.00	42.22
6	XIX Brig., D. Battery, R. Art., Fyzabad	...	...	...	December 1873, from Dinapore	...	147	1381.0	20.41	54.42
7	13th Hussars, Lucknow	...	1874	1874	February 1874, from England	...	433	1565.8	13.86	50.81
8	65th Regiment, Lucknow	...	1871	1871	February 1874, from Agra	...	853	1397.4	8.21	45.72
9	85th Regiment, Lucknow	...	1868	1868	January 1876, from Meerut	...	834	1399.3	11.99	45.56
10	A Brig., B Battery, R. H. Art., Lucknow (10 months)	...	1866	1866	February 1874, from Rawalpindi	...	139	1841.7	7.19	35.97
11	XIX Brig., G. Battery, R. Art., Lucknow	...	...	...	December 1873, from Nowgong	...	161	1397.5	24.84	55.90
12	XXI Brig., 4 Battery, R. Art., Lucknow (10 months)	...	1876	1876	March 1876, from England	...	85	2141.2	58.82	11.76
13	1-14th Regiment, Head Quarters, Sitapur	...	1869	1869	January 1874, from Fort William	...	505	1338.6	9.90	21.78
14	XIX Brig., E. Battery, R. Art., Sitapur	...	...	...	January 1874, from Allahabad	...	142	1150.1	14.08	70.42



## TROOPS, 1876.

XX.

## INVALIDING of each REGIMENT of the ARMY of BENGAL for the YEAR.

Regimental Return is designed to include all cases of disease in men borne on the Regimental Rolls who are in India, and not necessarily present with their Corps.

## BENGAL PROPER.

CAUSES OF ADMISSIONS INTO HOSPITAL, OF DEATHS IN AND OUT OF HOSPITAL, AND OF THE INVALIDING OF 1876.																																	
Total Admissions and Loss of the Year by Deaths and Invaliding.			Cholera.	Smallpox.	Dysentery.	Enteric Fever.	Intermittent Fever.	Remittent and Continued Fevers.	Rheumatism and Rheumatic Affections.	Primary Venereal Affections.	Secondary Venereal Affections.	Erysipelas.	Scurvy.	Anemia and Debility.	Phthisis Pulmonalis.	Apylexy and Scurvy.	Epilepsy and other Brain Affections.	Neuralgic Affections.	Delirium Tremens.	Eye Diseases.	Heart Disease and Anasarca.	Tonsillitis, Bronchitis, and Asthma.	Pleurisy and Pneu- monia.	Dysentery.	Diarrhoea.	Hepatitis.	Spleen Disease.	Functional derange- ments of the Digestive System.	Diseases of the Urinary System.	Diseases of the Gen- erative System.	Abscess and Ulcer.	Injuries and Accidents.	All other Causes.
1	{ Admissions 683 Deaths 10 Invaliding 27	2	...	...	...	81	46	40	179	4	...	...	...	12	4	1	4	7	3	12	...	48	5	8	10	30	1	45	...	8	44	56	38
2	{ Admissions 88 Deaths ... Invaliding 1	...	...	...	...	9	7	4	14	2	...	...	...	...	...	...	...	...	...	...	3	...	...	...	1	5	1	15	...	1	10	7	9
3	{ Admissions 1,459 Deaths 14 Invaliding 28	1	...	...	3	311	331	25	176	17	2	...	...	42	19	1	1	1	1	15	5	49	11	42	58	35	5	57	5	24	59	62	101
4	{ Admissions 318 Deaths 3 Invaliding 5	...	...	...	3	37	96	3	17	...	1	...	2	...	...	1	1	1	...	...	15	...	...	16	24	11	...	17	1	8	17	29	18
5	{ Admissions 415 Deaths 6 Invaliding 12	...	...	...	...	156	33	3	25	...	1	...	13	3	...	1	...	1	4	1	28	1	25	15	18	1	19	...	12	14	27	14	
	{ Admissions 2,964 Deaths 33 Invaliding 73	3	...	...	6	504	513	75	411	23	4	...	69	26	2	7	9	6	31	6	143	17	91	108	99	8	153	6	53	144	181	180	

## BENARES, OUDH and CAWNPORE.

1	{ Admissions 1,271 Deaths 17 Invaliding 41	6	...	...	298	7	34	179	45	3	1	13	5	1	1	3	7	30	7	94	5	53	45	104	1	62	5	21	92	76	73		
		4	...	...	...	...	2	...	2	...	...	15	2	...	1	...	...	2	4	...	3	...	6	...	...	...	...	...	...	...	...		
2	{ Admissions 264 Deaths 1 Invaliding 10	1	...	...	2	24	4	8	54	8	...	19	1	1	1	...	...	...	11	...	14	14	28	...	15	1	4	14	12	28			
		...	...	...	...	...	1	...	...	...	...	...	1	1	...	...	...	...	...	...	...	4	...	...	...	...	...	...	...	...	3		
3	{ Admissions 415 Deaths 5 Invaliding 8	...	...	...	1	11	30	12	134	22	...	1	5	3	...	4	4	3	...	22	...	6	7	20	1	21	2	10	43	30	23		
		...	...	...	...	...	1	...	...	...	...	...	1	1	...	...	...	...	3	...	1	...	1	...	...	...	...	...	...	1	1		
4	{ Admissions 316 Deaths 1 Invaliding ...	...	...	...	1	37	19	4	126	4	...	...	...	1	...	1	...	2	1	14	...	8	11	7	...	7	...	2	40	19	12		
		...	...	...	...	...	...	...	...	...	...	...	...	...	...	...	...	...	...	...	...	...	...	...	...	...	...	...	...	...	...		
5	{ Admissions 1,455 Deaths 27 Invaliding 38	2	...	...	1	18	34	280	52	286	24	2	...	47	34	16	2	8	5	28	3	98	6	44	70	25	...	61	...	14	84	53	119
		...	...	...	...	...	10	...	1	...	...	...	3	2	...	...	...	...	...	1	...	5	...	...	...	...	...	1	...	2	1	10	
		...	...	...	...	...	...	...	...	...	1	...	...	5	13	2	...	...	...	...	1	...	2	...	4	...	...	...	...	...	...		
6	{ Admissions 203 Deaths 3 Invaliding 8	1	...	...	2	5	25	7	22	19	1	...	2	...	1	...	1	1	...	11	1	1	7	5	...	21	...	2	18	30	11		
		...	...	...	...	1	...	1	...	...	2	...	...	...	...	...	...	...	...	...	...	...	...	1	...	...	...	...	...	...	...		
		...	...	...	...	...	...	2	...	3	...	2	...	...	...	...	...	...	...	...	...	...	...	...	...	...	...	...	...	...	...		
7	{ Admissions 678 Deaths 6 Invaliding 22	...	...	159	6	49	66	11	69	5	...	34	4	1	4	5	...	4	10	5	2	6	37	43	8	21	2	2	54	52	19		
		...	...	...	2	...	...	...	...	...	...	...	...	1	...	...	...	...	...	1	...	...	...	...	...	...	...	...	...	...	...		
		...	...	...	...	...	2	...	...	...	...	7	...	...	...	...	...	...	3	...	...	...	...	6	...	...	...	...	...	...	...		
8	{ Admissions 1,192 Deaths 7 Invaliding 39	...	...	152	4	42	114	45	222	47	2	...	41	6	...	13	9	2	24	9	39	1	11	32	59	1	71	3	17	56	85	85	
		...	...	...	...	...	...	...	...	...	...	...	1	...	1	...	...	...	2	...	...	...	...	...	...	...	...	...	...	...	2	1	
		...	...	...	...	...	...	...	...	...	...	13	3	...	2	...	...	...	6	...	...	1	...	8	...	...	1	...	...	...	5		
9	{ Admissions 1,167 Deaths 10 Invaliding 38	...	...	134	...	199	16	34	308	27	...	21	6	4	1	16	...	8	1	39	12	13	29	50	10	22	1	3	70	75	68		
		...	...	...	...	...	...	...	...	...	...	...	1	5	...	...	...	...	...	...	...	...	1	...	...	...	...	...	...	...	10		
		...	...	...	...	...	4	...	1	...	...	6	4	...	...	...	...	...	1	...	...	...	12	...	...	...	...	...	...	...	10		
10	{ Admissions 256 Deaths 1 Invaliding 5	...	...	67	...	34	19	2	34	1	2	...	3	...	...	1	1	...	...	9	4	...	14	3	...	9	...	3	12	28	10		
		...	...	...	...	...	...	...	...	...	...	...	...	...	...	...	...	...	...	...	...	...	...	...	...	...	...	...	...	...	...		
		...	...	...	...	...	...	...	...	...	...	1	...	...	...	...	...	...	...	1	...	...	...	1	...	...	...	...	...	...	1	1	
11	{ Admissions 225 Deaths 4 Invaliding 9	...	...	55	3	8	18	7	38	3	...	3	...	...	...	1	...	1	1	9	...	7	9	4	...	9	...	2	14	22	9		
		...	...	...	2	...	...	...	...	...	...	...	...	...	...	...	...	...	...	...	...	...	...	...	...	...	...	...	...	...	...		
		...	...	...	...	...	2	...	...	...	...	3	...	...	...	...	...	...	...	...	...	...	1	...	...	...	...	...	...	...	1	...	
12	{ Admissions 182 Deaths 5 Invaliding 1	...	...	2	...	6	8	47	3	39	...	2	1	3	...	...	...	3	...	9	...	6	20	9	...	2	...	3	12	10	4		
		...	...	...	1	...	...	...	...	...	...	...	...	2	...	...	...	...	...	...	...	...	...	...	...	...	...	...	...	...	...		
		...	...	...	...	...	...	...	...	...	...	...	...	...	...	...	...	...	...	...	...	...	...	1	...	...	...	...	...	...	...	...	
13	{ Admissions 676 Deaths 5 Invaliding 11	...	...	6	33	72	22	146	27	...	5	4	...	2	5	...	15	1	39	6	18	16	34	1	22	...	10	62	58	71			
		...	...	...	1	1	...	...	...	...	...	2	...	1	...	...	...	...	...	...	...	...	...	...	...	...	...	...	...	...	...		
		...	...	...	...	1	...	...	...	...	...	...	1	...	...	...	3	...	...	...	...	...	4	...	...	...	...	...	...	...	1		
14	{ Admissions 169 Deaths 2 Invaliding 10	...	...	2	49	12	...	33	6	2	...	3	...	...	9	...	4	1	1	2	2	1	7	2	2	...	3	6	19	12			
		...	...	...	1	1	...	...	1	...	1	1	...	...	1	...	...	...	...	...	...	...	2	...	...	...	...	...	...	...	1		



TABLE

REGIMENTS of BEHAR,								
REGIMENTS & BATTERIES & STATIONS OF 1876.		SEASON OF ARRIVAL		Date of Arrival from Station previously occupied.	Average Strength during 1876.	Admission-rate of 1876 per 1,000 of Average Strength.	LOSS PER 1,000	
		In India.	In the Bengal Presidency.				By Deaths.	By Invaliding.
15	1-3rd Regiment, Cawnpore	1867	1867	March 1876, from Fort William *	680	1279.6	23.33	52.94
16	XIX Brig., F. Battery, R. Art., Cawnpore	...	...	January 1874, from Agra	159	962.3	31.45	25.16
17	5 1-5th Regiment, Allahabad, with Detachment of 70 men at Chunar	1867	1867	November 1874, from Bareilly	858	1533.8	16.32	32.43
18	XI Brig., E. Battery, R. Art., Allahabad	1874	1874	March 1874, from England	162	1586.4	24.69	12.35
19	XXI Brig., 3 Battery, R. Art., Allahabad, (10 months)	1876	1876	February 1876, from England	86	1581.4	31.88	23.25
REGIMENTS OF BEHAR, BENARES, OUDH AND CAWNPORE					7,671	1459.4	17.73	40.67
3.—REGIMENTS of								
1	2-22nd Regiment, Wing, Sháhjahánpur	1874	1874	December 1874, from Hazaribágh	483	838.5	12.42	24.84
2	5 1-18th Regiment, Bareilly, with Detachment of 212 men at Moradabad	1875	1875	November 1874, from Malta	929	960.9	11.96	33.70
3	XIX Brig., C. Battery, R. Art., Bareilly	...	...	January 1874, from Mooltan	153	954.2	6.54	19.61
4	1-6th Regiment, Head-Quarters, Roorkee	1868	1868	February 1876, from Sialkot	564	1150.7	8.87	31.91
5	41st Company, Royal Engineers, Roorkee	...	...	...	79	316.5	25.32	25.32
6	15th Hussars, Meerut	1869	1873	January 1873, from Mhow	463	1738.7	15.12	51.83
7	5 2-60th Regiment, Meerut, with Detachment of 260 men at Fatehgarh	1868	1868	February 1876, from Murree Hills	867	810.8	12.69	40.37
8	A Brig., D. Battery, R. H. Art., Meerut (10 months)	1865	1865	January 1876, from Sialkot	183	1307.7	20.98	48.95
9	C Brig., A. Battery, R. H. Art., Meerut	1873	1873	March 1873, from England	155	1522.6	38.71	64.52
10	VIII Brig., B. Battery, R. Art., Meerut	1866	1866	March 1873, from Dinapore	153	1367.2	32.68	52.29
11	VIII Brigade, F. Battery, R. Art., Meerut	1868	1868	February 1874, from Barrackpore	144	1365.6	...	83.33
12	1-6th Regiment, Wing, Delhi	1868	1868	February 1876, from Sialkot	370	1567.6	8.11	48.65
13	XXI Brig., 6 Battery, R. Art., Delhi (10 months)	1876	1876	March 1876, from England	85	2717.6	58.83	35.29
14	10th Hussars, Muttra	1873	1873	March 1873, from England	458	897.4	21.83	37.12
REGIMENTS OF ROHILCUND AND MEERUT					5,000	1130.0	15.00	40.00

\* Six Companies joined from Field Service in the Straits in the end of March.



## BENARES, OUDH and CAWNPORE—(continued).

			CAUSES OF ADMISSION INTO HOSPITAL, OF DEATHS IN AND OUT OF HOSPITAL, AND OF THE INVALIDING OF 1876.																															
Total Admissions and Loss of the Year by Deaths and Invaliding.			Cholera.	Smallpox.	Dysent.	Enteric Fever.	Intermittent Fever.	Remittent and Continued Fevers.	Rheumatism and Rheumatic Affections.	Primary Venereal Affections.	Secondary Venereal Affections.	Erysipelas.	Scurvy.	Anæmia and Debility.	Phthisis Pulmonalis.	Apoplexy and Sunstroke.	Epilepsy and other Brain Affections.	Neuralgic Affections.	Delirium Tremens.	Eye Diseases.	Heart Disease and Anæmia.	Tonsillitis, Bronchitis, and Asthma.	Pleurisy and Pneumonia.	Dysentery.	Diarrhœa.	Hepatitis.	Splen Disease.	Functional Derangements of the Digestive System.	Diseases of the Urinary System.	Diseases of the Genæral System.	Abscess and Ulcer.	Injuries and Accidents.	All other Causes.	
15	{ Admissions .. 864 Deaths .. 16 Invaliding .. 36	4 4 36	...	...	...	...	165	109	41	121	4	1	...	21	2	10	3	5	3	12	1	53	3	31	45	24	2	28	2	13	48	76	35	
16	{ Admissions 153 Deaths .. 5 Invaliding .. 4	3 4 4	...	...	...	...	11	10	7	35	2	...	...	2	3	...	1	5	...	5	...	2	...	6	10	11	...	5	...	1	5	18	11	
17	{ Admissions 1,316 Deaths .. 14 Invaliding .. 25	5 42 25	...	...	45	...	226	222	69	142	26	1	2	23	6	6	3	9	3	14	2	65	1	33	49	45	30	56	1	9	89	92	51	
18	{ Admissions 257 Deaths .. 4 Invaliding .. 2	3 4 2	...	...	...	...	36	48	5	45	4	3	...	4	...	6	...	1	...	...	3	...	4	...	8	25	1	...	5	1	3	27	15	9
19	{ Admissions 136 Deaths .. 3 Invaliding .. 2	3 42 2	...	...	...	...	43	6	1	23	...	...	...	...	3	...	...	1	...	...	...	...	9	...	5	5	1	...	7	1	...	14	1	13
	{ Admissions 11,196 Deaths .. 196 Invaliding .. 312	33 22 312	...	615	...	53	1303	1133	355	2047	274	17	...	4245	81	49	37	82	21	157	37	333	43	275	446	480	56	446	19	121	760	780	693	

## ROHILCUND and MEERUT.

1	{	Admissions	405	...	2	...	4	30	43	11	99	33	2	...	14	7	2	1	3	...	29	1	10	...	13	6	13	...	10	...	3	33	21	31
		Deaths	6	...	...	4	...	...	...	...	...	...	...	...	...	...	...	...	...	...	...	...	...	...	...	...	...	...	...	...	...	...	...	
		Invaliding	12	...	...	...	...	...	...	...	...	...	...	...	...	...	...	...	...	...	...	...	...	...	...	...	...	...	...	...	...	...	...	
2	{	Admissions	884	7	...	4	45	79	48	113	13	...	...	22	17	...	4	9	4	13	4	53	3	27	53	22	2	93	1	4	65	112	67	
		Deaths	11	3	...	1	...	1	...	...	...	...	...	...	...	...	...	...	...	...	...	...	...	...	...	...	...	...	...	...	...	...	...	
		Invaliding	31	...	...	1	...	4	...	...	...	...	...	...	...	...	...	...	...	...	...	...	...	...	...	...	...	...	...	...	...	...	...	
3	{	Admissions	146	...	...	14	10	11	24	...	...	...	...	...	...	...	1	1	...	1	1	...	4	...	11	3	6	...	20	...	13	22	...	
		Deaths	1	...	...	...	...	...	...	...	...	...	...	...	...	...	...	...	...	...	...	...	...	...	...	...	...	...	...	...	...	...	...	
		Invaliding	3	...	...	...	...	...	...	...	...	...	...	...	...	...	...	...	...	...	...	...	...	...	...	...	...	...	...	...	...	...	...	
4	{	Admissions	619	...	...	277	27	29	86	5	...	...	...	10	1	2	...	3	...	6	3	39	5	16	13	16	2	18	...	...	41	32	27	
		Deaths	5	...	...	...	...	...	...	...	...	...	...	...	...	...	...	...	...	...	...	...	...	...	...	...	...	...	...	...	...	...	...	
		Invaliding	18	...	...	1	...	2	...	...	...	...	...	...	...	...	...	...	...	...	...	...	...	...	...	...	...	...	...	...	...	...	...	
5	{	Admissions	25	...	...	7	...	...	2	...	...	...	...	3	...	...	...	...	...	...	...	...	...	...	...	...	...	...	...	...	...	...	...	
		Deaths	2	...	...	...	...	...	...	...	...	...	...	...	...	...	...	...	...	...	...	...	...	...	...	...	...	...	...	...	...	...	...	
		Invaliding	2	...	...	...	...	...	...	...	...	...	...	...	...	...	...	...	...	...	...	...	...	...	...	...	...	...	...	...	...	...	...	
6	{	Admissions	805	...	...	1	375	5	35	44	12	...	...	10	1	1	...	1	3	12	1	27	2	11	36	32	...	28	...	3	45	82	38	
		Deaths	7	...	...	...	...	...	...	...	...	...	...	...	...	...	...	...	...	...	...	...	...	...	...	...	...	...	...	...	...	...	...	
		Invaliding	24	...	...	...	...	...	...	...	...	...	...	...	...	...	...	...	...	...	...	...	...	...	...	...	...	...	...	...	...	...	...	
7	{	Admissions	703	1	...	...	292	19	27	120	4	2	...	16	4	2	...	3	4	16	6	25	2	10	20	38	...	23	1	7	54	57	39	
		Deaths	11	1	...	...	...	...	...	...	...	...	...	...	...	...	...	...	...	...	...	...	...	...	...	...	...	...	...	...	...	...	...	
		Invaliding	35	...	...	...	...	...	...	...	...	...	...	...	...	...	...	...	...	...	...	...	...	...	...	...	...	...	...	...	...	...	...	
8	{	Admissions	187	...	...	...	16	49	3	19	4	...	...	4	3	1	...	1	...	2	3	4	1	3	7	12	...	10	1	...	13	26	5	
		Deaths	3	...	...	...	...	...	...	...	...	...	...	...	...	...	...	...	...	...	...	...	...	...	...	...	...	...	...	...	...	...	...	
		Invaliding	7	...	...	...	...	...	...	...	...	...	...	...	...	...	...	...	...	...	...	...	...	...	...	...	...	...	...	...	...	...	...	
9	{	Admissions	226	...	...	...	57	36	5	26	4	2	...	5	...	4	3	4	...	2	...	1	1	13	15	18	...	1	...	5	12	8	14	
		Deaths	6	...	...	...	...	...	...	...	...	...	...	...	...	...	...	...	...	...	...	...	...	...	...	...	...	...	...	...	...	...	...	
		Invaliding	10	...	...	...	...	...	...	...	...	...	...	...	...	...	...	...	...	...	...	...	...	...	...	...	...	...	...	...	...	...	...	
10	{	Admissions	290	...	...	1	44	28	7	22	4	...	...	5	...	2	1	1	1	6	...	8	1	3	8	15	...	12	...	1	11	14	7	
		Deaths	5	...	...	...	...	...	...	...	...	...	...	...	...	...	...	...	...	...	...	...	...	...	...	...	...	...	...	...	...	...	...	
		Invaliding	8	...	...	...	...	...	...	...	...	...	...	...	...	...	...	...	...	...	...	...	...	...	...	...	...	...	...	...	...	...	...	
11	{	Admissions	188	...	...	...	31	20	6	25	3	...	...	4	4	1	5	...	...	7	3	8	1	4	10	3	...	13	...	4	5	26	5	
		Deaths	...	...	...	...	...	...	...	...	...	...	...	...	...	...	...	...	...	...	...	...	...	...	...	...	...	...	...	...	...	...	...	
		Invaliding	12	...	...	...	...	...	...	...	...	...	...	...	...	...	...	...	...	...	...	...	...	...	...	...	...	...	...	...	...	...	...	
12	{	Admissions	590	2	...	...	265	5	15	61	7	...	...	3	4	...	6	6	...	16	2	49	2	5	13	22	2	11	1	2	20	46	24	
		Deaths	3	2	...	...	...	...	...	...	...	...	...	...	...	...	...	...	...	...	...	...	...	...	...	...	...	...	...	...	...	...	...	
		Invaliding	18	...	...	...	...	...	...	...	...	...	...	...	...	...	...	...	...	...	...	...	...	...	...	...	...	...	...	...	...	...	...	
13	{	Admissions	231	...	...	3	63	25	1	5	...	...	...	1	6	2	2	...	2	...	...	...	15	3	2	18	4	8	12	...	35	8	16	
		Deaths	5	...	...	...	...	...	...	...	...	...	...	...	...	...	...	...	...	...	...	...	...	...	...	...	...	...	...	...	...	...	...	
		Invaliding	3	...	...	...	...	...	...	...	...	...	...	...	...	...	...	...	...	...	...	...	...	...	...	...	...	...	...	...	...	...	...	
14	{	Admissions	411	...	...	1	31	51	10	74	3	3	...	18	...	4	1	1	2	8	6	14	...	5	7	18	5	27	2	...	28	40	48	
		Deaths	10	...	...	...	...	...	...	...	...	...	...	...	...	...	...	...	...	...	...	...	...	...	...	...	...	...	...	...	...	...	...	
		Invaliding	17	...	...	...	...	...	...	...	...	...	...	...	...	...	...	...	...	...	...	...	...	...	...	...	...	...	...	...	...	...	...	
	{	Admissions	5,659	10	2	1	14	140	397	199	729	82	9	1	129	43	22	22	36	15	110	29	248	21	131	211	219	19	282	6	30	375	494	
		Deaths	75	6	...	...	9	...	3	...	...	...	...	...	...	...	...	...	...	...	...	...	...	...	...	...	...	...	...	...	...	...	...	
		Invaliding	290	...	...	...	8	...	...	...	...	...	...	...	...	...	...	...	...	...	...	...	...	...	...	...	...	...	...	...	...	...	...	

TABLE

4.—REGIMENTS of AGRA								
REGIMENTS & BATTERIES, & STATIONS OF 1876.		SEASON OF ARRIVAL		Date of Arrival from Station previously occupied.	Average Strength during 1876.	Admission-rate of 1876 per 1,000 of Average Strength.	Loss per 1,000	
		In India.	In the Bengal Presidency.				By Deaths.	By Invaliding.
1	59th Regiment, Agra	1869	1874	{ January 1874, from Nusseerabad and } { Neemuch }	877	931.6	9.12	22.81
2	XIX Brig., A Battery, R. Art., Agra	...	...	December 1873, from Cawnpore	155	1296.8	6.45	19.36
3	XXI Brig., 5 Battery, R. Art., Agra, (10 months)	1876	1876	March 1876, from England	85	1670.6	35.29	23.53
4	54th Regiment, Morar	1872	1872	November 1874, from Jullundur	851	1076.4	7.05	17.63
5	A. Brig., E. Battery, R. H. Art., Morar (10 months)	1865	1865	January 1873, from Sialkot	123	813.0	8.13	*
6	XIX Brig., B. Battery, R. Art., Morar	...	...	January 1874, from Ferozepore	152	1309.2	13.16	46.05
7	XXI Brig., 1 Battery, R. Art., Morar	1876	1876	February 1876, from England	94	1329.8	10.64	21.28
8	{ XXI Brig., 2 Battery, R. Art., Gwalior Fortress } { (10 months) }	1876	1876	March 1876, from England	85	1206.0	58.83	11.77
9	{ 63rd Regiment, Jhansi, with Detachments of 251 } { men at Gwalior Fortress and 127 men at Nowgong }	1871	1871	December 1873, from Haziribagh	825	2054.5	6.06	25.45
10	XI Brig., G. Battery, R. Art., Nowgong	1874	1874	March 1874, from England	164	1323.2	6.10	30.49
11	XI Brig., F. Battery, R. Art., Saugor	1874	1874	March 1874, from England	169	1550.0	18.75	12.50
12	{ 1-11th Regiment, Jabulpore, with Detachment of } { 213 men at Saugor }	1865	1865	January 1875, from Subathu	814	1159.7	6.14	8.60*
REGIMENTS OF AGRA AND CENTRAL INDIA					4,347	1312.6	9.43	19.55

\* These Corps took home the men who would otherwise have been invalided for change of climate.



## and CENTRAL INDIA.

[illegible]

TABLE

5.—REGIMENTS of									
REGIMENTS & BATTERIES & STATIONS of 1870.			SEASON OF ARRIVAL		Date of Arrival from Station previously occupied.	Average Strength during 1870.	Admission-rate of 1870 per 1,000 of Average Strength.	LOSS PER 1,000	
			In India.	In the Bengal Presidency.				By Deaths.	By Invaliding.
1	11th Hussars, Umballa	...	1866	1868	November 1872, from Mettra	434	1135.9	6.91	4.61
2	{ 4th Battalion Rifle Brigade, Umballa. Detachment of 340 men at Solon, from May to October ... }	...	1874	1874	December 1873, from England	905	1182.3	8.84	24.31
3	A. Brig., A. Battery, R. H. Art., Umballa (10 months)	...	1866	1866	February 1874, from Meeran Meer	162	1166.7	...	12.35
4	A. Brig., C. Battery, R. H. Art., Umballa (10 months)	...	1866	1866	January 1874, from Peshawar	151	1264.9	13.25	19.87
5	81st Regiment, Jullundur*	...	1875	1875	November 1874, from Gibraltar	905	1969.2	16.37	27.62
6	VIII Brig., A. Battery, R. Art., Jullundur	...	...	...	January 1874, from Peshawar	149	1778.5	...	80.54
7	34th Regiment, Ferozepore	...	1876	1876	December 1875, from England	929	1737.4	17.22	38.75
8	VIII Brig., E. Battery, R. Art., Ferozepore	...	1868	1868	February 1874, from Sauger	131	1694.0	14.93	44.78
9	XIII Brig., 5 Battery, R. Art., Ferozepore	...	1872	1872	December 1874, from Attock	87	3023.0	11.49	103.45
10	{ 92nd Regiment, Mooltan, Detachment of 100 men at Dera Ismail Khan ... }	...	1868	1868	January 1874, from Chakrata	855	1801.2	9.36	15.20
11	VIII Brig., C. Battery, R. Art., Mooltan	...	1866	1866	March 1874, from Lucknow	147	3278.9	27.21	34.01
12	{ 72nd Regiment, Sialkot, with Detachment of 100 men at Ranikhet from April to October, and of 236 men at Amritsar throughout the year ... }	...	1871	1871	January 1876, from Nowshera	877	1744.6	15.96	69.43
13	9th Lancers, Sialkot	...	1875	1875	March 1875, from England	466	1714.6	19.31	55.79
14	F. Brig., C. Battery, R. H. Art., Sialkot	...	...	...	January 1876, from Peshawar	146	2321.9	...	82.19
15	XIII Brig., 1 Battery, R. Art., Govindgarh	...	1872	1872	December 1875, from Murree Hills	90	2577.8	22.22	33.33
16	{ 2-1st Regiment, Meeran Meer, with Detachment of 143 men at Ranikhet from April to December ... }	...	1866	1870	March 1875, from Ranikhet	837	2884.1	29.87	82.44
17	F. Brig., A. Battery, R. H. Art., Meeran Meer	...	...	...	January 1874, from Lucknow	139	1834.5	7.19	...
18	VIII Brig., D. Battery, R. Art., Meeran Meer	...	1866	1866	January 1874, from Benares	145	1531.0	13.79	41.38
19	XIII Brig., 2 Battery, R. Art., Meeran Meer	...	1872	1872	February 1874, from Fort William	96	1645.8	20.83	41.67
20	{ 2-9th Regiment, Rawalpindi, with working party of 212 men at Camp Gharraal from April to October ... }	...	1875	1875	January 1875, from England	900	1270.0	23.33	26.67
21	4th Hussars, Rawalpindi	...	1868	1868	January 1873, from Meerut	435	1427.6	11.49	43.68
22	VIII Brig., G. Battery, R. Art., Rawalpindi	...	1868	1868	January 1876, from Peshawar	146	1863.0	...	34.25
23	F. Brig., F. Battery, R. H. Art., Rawalpindi	...	...	...	February 1874, from Umballa	142	1105.6	7.04	35.21
24	F. Brig., E. Battery, R. H. Art., Campbellpore	...	...	...	March 1876, from Meerut	148	1168.9	33.78	33.78

\* Detachments of 50 men at Kangra throughout the year, and of 115 men at Bhagsu from April to October.



## the PUNJAB.

## CAUSES OF ADMISSION INTO HOSPITAL, OF DEATHS IN AND OUT OF HOSPITAL, AND OF THE INVALIDING OF 1878.

Total Admissions and Loss of the Year by Deaths and Invaliding.			CAUSES OF ADMISSION INTO HOSPITAL, OF DEATHS IN AND OUT OF HOSPITAL, AND OF THE INVALIDING OF 1878.																														
			Cholera.	Smallpox.	Dengue.	Enteric Fever.	Intermittent Fever.	Remittent and Continued Fevers.	Rheumatism and Rheumatic Affections.	Primary Venereal Affections.	Secondary Venereal Affections.	Erysipelas.	Scurvy.	Anemia and Debility.	Phthisis Pulmonalis.	Apoplexy and Sunstroke.	Epilepsy and other Brain Affections.	Neuragic Affections.	Delirium Tremens.	Eye Diseases.	Heart Disease and Aneurism.	Tenaculitis, Bronchitis, and Asthma.	Pleurisy and Pneumonia.	Dysentery.	Diarrhoea.	Hepatitis.	Splen Disease.	Functional derangements of the Digestive System.	Diseases of the Urinary System.	Diseases of the Genitive System.	Abscess and Ulcer.	Injuries and Accidents.	All other Causes.
1	Admissions 403 Deaths 3 Invaliding 2	...	...	...	133	23	12	62	4	...	...	...	8	1	2	1	4	...	5	2	39	6	5	11	17	...	9	2	5	56	63	21	
2	Admissions 1,070 Deaths 8 Invaliding 22	...	...	...	254	192	42	140	14	2	...	...	12	6	1	6	9	5	12	3	56	...	14	63	25	2	20	...	11	67	68	44	
3	Admissions 189 Deaths 2 Invaliding 2	...	...	...	36	27	7	18	3	...	...	...	8	1	1	1	6	...	1	...	12	...	2	5	9	2	5	...	4	10	23	8	
4	Admissions 191 Deaths 2 Invaliding 3	...	...	...	70	29	7	13	4	...	...	...	1	2	...	...	1	...	...	1	6	...	5	5	10	3	7	1	3	6	18	8	
5	Admissions 1,774 Deaths 15 Invaliding 25	...	...	...	716	376	95	119	10	...	...	...	26	11	...	2	5	1	22	5	61	2	7	35	16	8	34	4	3	62	81	66	
6	Admissions 265 Deaths 2 Invaliding 12	...	...	...	114	2	14	40	2	1	...	...	1	4	...	...	2	1	6	...	4	2	1	1	4	2	15	...	3	18	18	10	
7	Admissions 1,614 Deaths 16 Invaliding 36	...	...	...	409	353	27	114	17	12	...	...	155	6	8	1	2	2	19	3	57	2	39	30	21	1	71	2	14	119	58	73	
8	Admissions 227 Deaths 2 Invaliding 6	...	...	...	12	47	21	33	2	...	...	...	4	...	...	...	1	2	2	...	16	1	3	...	2	...	10	...	4	23	36	8	
9	Admissions 263 Deaths 1 Invaliding 9	...	...	...	121	83	1	16	...	...	...	...	2	1	...	...	1	...	...	...	3	...	2	6	1	1	5	...	2	13	4	...	
10	Admissions 1,540 Deaths 8 Invaliding 13	...	...	...	925	27	39	111	11	4	...	...	12	2	3	5	8	3	6	1	50	6	3	29	33	2	67	1	5	75	70	50	
11	Admissions 482 Deaths 4 Invaliding 5	...	...	...	2	362	2	12	21	...	...	...	1	...	...	...	...	2	...	3	...	3	20	3	...	4	...	1	12	21	9	...	
12	Admissions 1,530 Deaths 14 Invaliding 53	...	...	...	509	278	53	159	6	1	...	...	64	5	5	8	13	1	18	2	78	11	12	19	17	12	42	6	16	50	93	43	
13	Admissions 799 Deaths 9 Invaliding 26	...	...	...	2	178	136	30	79	8	...	...	1	12	2	1	2	6	2	8	2	25	2	17	47	27	1	52	3	4	39	62	50
14	Admissions 339 Deaths 2 Invaliding 12	...	...	...	1	140	...	8	14	16	...	...	2	...	...	...	3	...	9	...	14	...	3	14	14	6	7	...	2	35	33	18	
15	Admissions 232 Deaths 2 Invaliding 3	...	...	...	145	1	2	17	1	...	...	...	1	...	...	...	3	...	1	1	11	1	6	6	4	1	4	...	2	4	15	6	
16	Admissions 2,414 Deaths 25 Invaliding 69	...	...	...	1,439	46	69	96	26	4	...	...	61	6	2	7	25	1	12	1	146	12	18	91	42	44	30	2	4	95	68	62	
17	Admissions 255 Deaths 1 Invaliding 1	...	...	...	1	125	11	5	17	2	...	...	4	...	...	...	...	...	...	14	1	4	8	7	...	7	1	2	7	24	13	1	
18	Admissions 222 Deaths 2 Invaliding 6	...	...	...	64	30	6	9	...	...	...	...	2	1	1	...	1	4	2	...	10	4	7	14	10	1	12	...	1	11	25	5	
19	Admissions 158 Deaths 2 Invaliding 4	...	...	...	2	82	4	2	11	1	...	...	5	...	...	2	...	1	3	...	5	...	1	9	12	...	2	...	5	5	6	...	
20	Admissions 1,143 Deaths 21 Invaliding 24	...	...	...	3	310	31	75	96	6	2	...	19	16	1	1	14	3	11	7	123	13	16	42	26	11	71	6	3	59	109	61	
21	Admissions 621 Deaths 5 Invaliding 19	...	...	...	154	80	28	29	1	1	...	...	2	...	12	2	5	1	13	2	37	22	2	19	11	3	23	1	5	49	111	24	
22	Admissions 272 Deaths 5 Invaliding 5	...	...	...	65	67	6	15	3	...	...	...	15	1	...	1	...	2	1	...	29	3	6	2	4	8	7	...	3	9	28	6	
23	Admissions 157 Deaths 1 Invaliding 5	...	...	...	15	96	5	23	3	...	...	...	2	1	...	1	...	2	5	...	3	5	3	3	11	1	12	...	2	10	23	1	
24	Admissions 173 Deaths 5 Invaliding 5	...	...	...	3	33	9	2	25	1	...	...	6	...	...	2	1	5	1	9	...	2	3	14	2	12	...	1	15	19	6	...	

\* Ten of these Cholera deaths occurred at Camp Ghar and in the Murree Hills.

† These deaths occurred at the Murree Depot.



TABLE

REGIMENTS of

REGIMENTS & BATTERIES & STATIONS OF 1876.		SEASON OF ARRIVAL		Date of Arrival from Station previously occupied.	Average Strength during 1876.	Admission-rate of 1876 per 1,000 of Average Strength.	LOSS PER 1,000	
		In India.	In the Bengal Presidency.				By Deaths.	By Invaliding.
25	XIII Brig., 3 Battery, R. Art., Attock	1872	1872	January 1875, from Ferozepore	83	1963.9	24.10	60.24
26	{ 70th Regiment, Nowshera (Head Quarters and 200 men at Cherat from April to November, and 98 men at Attock for the same period.)	1872	1872	March 1876, from Peshawar	878	2383.8	30.75	74.03
27	1-8th Regiment, Peshawar *	1868	1872	April 1876, from Chakrata	884	1649.3	35.07	44.12
28	51st Regiment, Peshawar *	1873	1873	March 1876, from Fyzabad	839	1454.0	19.79	55.88
29	F. Brig., B. Battery, R. H. Art., Peshawar *	...	...	December 1875, from Campbellpore	149	2181.2	100.67	46.98
30	VIII Brig., H. Battery, R. Art., Peshawar *	1868	1868	January 1876, from Rawalpindi	144	2090.3	20.83	41.67
31	XIII Brig., 4 Battery, R. Art., Peshawar *	1872	1872	December 1874, from Govindgarh	84	1738.1	59.52	23.81
REGIMENTS OF THE PUNJAB					12,467	1777.3	19.73	43.15

6.—REGIMENTS cantoned during

1	2-19th Regiment, Ranikhet	1864	1864	March 1875, from Allahabad	786	671.2	14.00	10.18
2	2-22nd Regiment, Head Quarters, Ranikhet	1874	1874	April 1875, from Hazaribagh	418	361.2	14.35	19.14
3	62nd Regiment, Chakrata	1869	1869	February 1876, from Dum-Dum	890	541.6	10.11	10.11
4	39th Regiment, Dagshai	1870	1870	March 1875, from Nowshera	917	972.7	7.63	28.35
5	73rd Regiment, Subathu	1874	1874	February 1876, from Cawnpore	925	893.0	11.89	27.03
6	XXI Brig., 7 Battery, R. Art., Jutogh (10 months)	1876	1876	March 1876, from England	93	828.0	10.75	10.75
7	1-17th Regiment, Murree Hills	1870	1870	April 1876, from Peshawar	899	1513.9	7.79	41.16
8	XIII Brig., 6 Battery, R. Art., Murree Hills	1872	1872	April 1876, from Jutogh	93	1139.8	21.51	32.26
HILL STATIONS OF THE BENGAL PRESIDENCY					5,008	867.4	10.78	23.36

7.—DETACHMENTS at

1	Detachments at Pachmarhi (8 months)	...	...	...	292	906.0	14.85	...
2	Detachments at Cherat, from Peshawar and Nowshera (7 months)	...	...	...	723	1081.6	11.06	...

8.—AGGREGATE of

Regiments and Batteries in the Bengal Presidency for short periods during 1876					309	...	...	...
--	--	--	--	--	-----	-----	-----	-----

\* From the middle of May till nearly the close of the year, the Regiments at Peshawar had large detachments at Cherat. The detachment of the 1-8th averaged 130, and that from the 51st, 277. These Regiments also sent 200 men to Nowshera from the beginning of August till the middle of November.



## the PUNJAB—(continued).

			CAUSES OF ADMISSION INTO HOSPITAL, OF DEATHS IN AND OUT OF HOSPITAL, AND OF THE INVALIDING OF 1876.																														
Total Admissions and Loss of the Year by Death and Invaliding.			Cholera.	Smallpox.	Dysent.	Enteric Fever.	Intermittent Fever.	Remittent and Continued Fevers.	Rheumatism and Rheumatic Affections.	Primary Venereal Affections.	Secondary Venereal Affections.	Erysipelas.	Scurvy.	Anemia and Debility.	Phthisis Pulmonalis.	Apoplexy and other Cerebral Affections.	Neuralgic Affections.	Delirium Tremens.	Eye Diseases.	Heart Disease and Anasarca.	Tonsillitis, Bronchitis, and Asthma.	Pleurisy and Pneumonia.	Dysentery.	Diarrhoea.	Hepatitis.	Spleen Disease.	Functional derangements of the Digestive System.	Diseases of the Urinary System.	Diseases of the Genes- ative System.	Abscess and Ulcer.	Injuries and Accidents.	All other Causes.	
25	{ Admissions 163	...	...	...	...	...	56	25	4	15	1	...	1	4	...	2	1	2	1	...	1	5	1	1	4	8	5	5	...	2	3	10	6
	{ Deaths ... 2	...	...	...	...	...	...	...	...	...	...	...	...	...	...	...	...	...	...	...	...	...	...	...	...	...	...	...	...	...	...	...	
	{ Invaliding... 5	...	...	...	...	...	...	...	...	...	...	...	...	...	...	...	...	...	...	...	...	...	...	...	...	...	...	...	...	...	...	...	
26	{ Admissions 2,093	14*	2	10	1,259	138	24	81	9	5	...	21	8	15	2	4	2	7	11	83	2	9	34	65	35	64	...	11	56	68	51		
	{ Deaths ... 27	...	...	...	...	...	...	...	...	...	...	...	...	...	...	...	...	...	...	...	...	...	...	...	...	...	...	...	...	...	...	...	
	{ Invaliding... 65	...	...	...	...	...	...	...	...	...	...	...	...	...	...	...	...	...	...	...	...	...	...	...	...	...	...	...	...	...	...	...	
27	{ Admissions 1,458	30	...	...	...	336	371	158	115	10	1	...	36	7	4	5	20	...	22	...	70	10	25	35	22	3	337	1	21	27	56	33	
	{ Deaths ... 31	...	...	...	...	...	...	...	...	...	...	...	...	...	...	...	...	...	...	...	...	...	...	...	...	...	...	...	...	...	...	...	
	{ Invaliding... 39	...	...	...	...	...	...	...	...	...	...	...	...	...	...	...	...	...	...	...	...	...	...	...	...	...	...	...	...	...	...	...	
28	{ Admissions 1,249	10	...	1	4	112	329	35	134	4	1	...	22	16	16	8	8	...	7	15	81	2	37	53	66	3	65	3	24	49	52	92	
	{ Deaths ... 17	...	...	...	...	...	...	...	...	...	...	...	...	...	...	...	...	...	...	...	...	...	...	...	...	...	...	...	...	...	...	...	
	{ Invaliding... 48	...	...	...	...	...	...	...	...	...	...	...	...	...	...	...	...	...	...	...	...	...	...	...	...	...	...	...	...	...	...	...	
29	{ Admissions 325	16	...	...	...	37	125	11	27	...	1	...	6	...	...	...	...	...	...	...	...	...	...	...	...	...	...	...	...	...	...	...	
	{ Deaths ... 15	...	...	...	...	...	...	...	...	...	...	...	...	...	...	...	...	...	...	...	...	...	...	...	...	...	...	...	...	...	...	...	
	{ Invaliding... 7	...	...	...	...	...	...	...	...	...	...	...	...	...	...	...	...	...	...	...	...	...	...	...	...	...	...	...	...	...	...	...	
30	{ Admissions 301	1	...	...	...	59	102	3	14	...	...	...	15	1	2	...	1	...	1	...	8	...	9	10	3	...	7	...	2	12	34	16	
	{ Deaths ... 3	...	...	...	...	...	...	...	...	...	...	...	...	...	...	...	...	...	...	...	...	...	...	...	...	...	...	...	...	...	...	...	
	{ Invaliding... 6	...	...	...	...	...	...	...	...	...	...	...	...	...	...	...	...	...	...	...	...	...	...	...	...	...	...	...	...	...	...	...	
31	{ Admissions 146	3	...	...	...	33	43	2	15	...	...	...	2	...	...	...	...	...	...	...	...	...	...	...	...	...	...	...	...	...	...	...	
	{ Deaths ... 5	...	...	...	...	...	...	...	...	...	...	...	...	...	...	...	...	...	...	...	...	...	...	...	...	...	...	...	...	...	...	...	
	{ Invaliding... 2	...	...	...	...	...	...	...	...	...	...	...	...	...	...	...	...	...	...	...	...	...	...	...	...	...	...	...	...	...	...	...	
{ Admissions 22,158			105	4	14	6,291	3,004	805	1,009	165	38	2,530	98	76	62	153	37	394	59	1,090	168	258	622	519	158	719	35	161	890	1,338	823		
{ Deaths ... 246			76	...	21	1	12	...	...	1	1	...	5	12	28	3	...	...	...	...	...	...	...	...	...	...	...	...	...	...	...	...	
{ Invaliding... 538			...	...	1	56	2	35	...	7	...	...	131	60	1	11	6	...	...	...	...	...	...	...	...	...	...	...	...	...	...	...	

## the year at HILL STATIONS.

1	{ Admissions 449 Deaths ... 11 (Invaliding... 8	...	...	2	9	69	15	47	11	...	3	5	1	1	4	...	7	2	31	6	14	37	31	...	40	...	13	31	42	28		
2	{ Admissions 151 Deaths ... 6 (Invaliding... 8	21	...	...	1	12	16	14	1	1	5	...	...	1	2	...	6	...	12	1	7	2	15	4	4	...	2	12	23	1		
3	{ Admissions 482 Deaths ... 9 (Invaliding... 9	...	...	1	29	41	27	101	7	2	8	5	...	4	...	5	2	33	...	9	13	19	...	17	2	19	20	42	16			
4	{ Admissions 892 Deaths ... 7 (Invaliding... 26	...	...	6	119	49	61	182	74	...	12	...	1	3	2	4	10	72	...	9	29	9	...	77	2	4	43	86	38			
5	{ Admissions 826 Deaths ... 11 (Invaliding... 25	...	...	1	8	27	87	24	223	35	1	...	8	6	...	5	4	1	16	5	49	6	39	34	29	3	74	3	13	40	51	
6	{ Admissions 77 Deaths ... 1 (Invaliding... 1	...	...	...	11	11	3	9	...	...	1	...	...	...	1	2	1	3	2	6	4	1	...	5	...	...	6	8	3	...		
7	{ Admissions 1,361 Deaths ... 7 (Invaliding... 37	3	...	2	678	33	75	125	21	...	2	24	14	1	1	11	...	34	17	92	12	11	22	36	11	40	5	10	45	75	61	
8	{ Admissions 106 Deaths ... 2 (Invaliding... 3	...	...	1	32	13	2	12	2	...	1	...	...	...	1	1	...	10	...	...	6	11	...	6	...	1	8	15	4	...		
	{ Admissions 4,344 Deaths ... 84 (Invaliding... 117	5	...	1	20	795	315	223	773	151	4	2	49	43	2	13	25	5	74	37	392	27	95	147	149	18	213	12	62	205	37	211

## PACHMARHI and CHERAT.

1	Admissions	183	1	...	...	9	64	4	22	4	1	...	8	1	...	1	3	...	1	1	10	1	11	4	2	2	5	1	1	11	7	8
	Deaths	...	3	1	...	...	...	...	...	...	...	...	...	1	...	...	...	...	...	...	...	...	...	...	...	...	...	...	...	...	...	
	Invaliding...	6	...	...	...	...	...	...	...	...	...	...	1	...	...	1	...	...	...	...	2	...	...	1	...	1	...	...	...	...	...	
2	Admissions	782	...	...	13	197	129	40	44	5	1	...	17	14	...	10	...	...	5	...	42	...	22	31	61	14	42	1	6	24	28	36
	Deaths	...	8	...	...	4	...	...	...	...	...	...	...	...	...	...	...	...	...	...	...	...	...	...	...	...	...	...	...	...	...	

## FRAGMENTARY RETURNS.

Admissions ... 442	...	...	40	3	11	45	22	63	8	2	...	...	...	...	4	...	6	2	40	6	22	47	3	...	15	1	1	38	39	15
Deaths ... 1	...	...	...	...	...	...	...	...	...	...	...	...	...	...	...	...	...	...	...	...	...	...	...	...	...	...	...	...	...	...
Invaliding ... 3	...	...	...	...	...	...	...	...	...	...	...	...	...	...	...	...	...	...	...	...	...	...	...	...	...	...	...	...	...	...

\* All of these cases occurred at Murree.

† Fifty cases of Dengue occurred at Umballa in November and December among the troops recently arrived from England. These cases are included in the aggregate of Fragmentary Returns.

‡ In the Military Prison at Lucknow.



TABLE

9.—CONVALESCENT								
CONVALESCENT DEPOTS.			Period of full Occupation.	Average Strength during the period of occupation.	Admission-rate of Season 1876 per 1,000 of Strength.	Loss per 1,000		
						By Deaths.	By Invaliding.	
1	Darjeeling	...	Nine months, March to November	...	250	712.0	12.00	...
2	Naini Tal	...	Nine months, April to December	...	312	1109.0	9.61	...
3	Landour	...	Seven months, April to October	...	228	1000.0	8.77	...
4	Kasauli	...	Seven months, April to October	...	528	840.9	18.94	...
5	Dalhousie	...	Seven months, April to October	...	388	938.1	2.58	...
6	Murree	...	Six months, May to October	...	430	1251.1	48.84	...
CONVALESCENT DEPOTS OF THE BENGAL PRESIDENCY, FOR THE SEASON				...	2,158	935.6	18.54	...
EUROPEAN ARMY OF THE BENGAL PRESIDENCY				...	37,028	1416.9	15.83	35.89

\* See Table XXVIII.

## ANNUAL RELIEF OF THE

## ARTILLERY.

	From Bengal	To England	Embarked	Arrived	Month	Year
A Brigade	...	...	...	...	November	1876.
B Brigade, Head Quarters	England	Umballa	...	...	December	1876.
" A Battery	England	Umballa	...	...	February	1877.
" B Battery	England	Umballa	...	...	December	1876.
" C Battery	England	Lucknow	...	...	November	1876.
" D Battery	England	Meerut	...	...	December	1876.
" E Battery	England	Meerut	...	...	February	1877.
C Brigade, A Battery	Meerut	Meeran Meer	...	...	February	1877.
F Brigade, Head Quarters	Peshawar	Rawal Pindi	...	...	March	1877.
" A Battery	Meeran Meer	Rawal Pindi	...	...	March	1877.
" F Battery	Rawal Pindi	Morar	...	...	February	1877.
V Brigade, 3 Battery	Fort William	Madras Presidency	...	...	March	1877.
VI Brigade, 7 Battery	Madras Presidency	Darjeeling	...	...	April	1877.
VIII Brigade, D Battery	Meeran Meer	Nowgong	...	...	February	1877.
XI Brigade, G Battery	Nowgong	Meeran Meer	...	...	February	1877.

## ANNUAL RELIEF OF THE

## CAVALRY.

	From Secunderabad	To England	Embarked	Arrived	Month	Year
16th Lancers	...	...	...	...	December	1876.
12th Lancers	England	Secunderabad	...	...	February	1877.

## ANNUAL RELIEF OF THE

## INFANTRY.

	From Ahmednagar and Bombay	To Poona	Arrived	Month	Year
1-2nd Regiment	...	...	...	November	1876.
2-11th Regiment	England	...	...	March	1877.
2-15th Regiment	Poona	Deesa and Ahmedabad	...	December	1876.
2-17th Regiment	England	Mhow	...	November	1876.
25th Regiment	Aden	England	...	February	1877.



## DEPOTS.

Total Admissions and Loss of the Year by Deaths and Invaliding.			CAUSES OF ADMISSION INTO HOSPITAL, OF DEATHS IN AND OUT OF HOSPITAL, AND OF THE INVALIDING OF 1876.																															
			Cholera.	Smallpox.	Dysent.	Enteric Fever.	Intermittent Fever.	Remittent and Continued Fevers.	Rheumatism and Rheumatic Affections.	Primary Venereal Affections.	Secondary Venereal Affections.	Erysipelas.	Scurvy.	Anæmia and Debility.	Phthisis Pulmonalis.	Apoplexy and Sunstroke.	Epilepsy and other Brain Affections.	Neuralgic Affections.	Delirium Tremens.	Eye Diseases.	Heart Disease and Aneurism.	Tonsillitis, Bronchitis, and Asthma.	Pleurisy and Pneumonia.	Dysentery.	Diarrhoea.	Hepatitis.	Spleen Disease.	Functional derangements of the Digestive System.	Diseases of the Urinary System.	Diseases of the Genit-urine System.	Abscess and Ulcer.	Injuries and Accidents.	All other Causes.	
1	Admissions	193	...	...	...	...	61	3	14	18	4	...	...	...	1	...	3	4	...	...	1	16	1	16	8	12	...	5	1	2	5	12	6	
	Deaths	3	...	...	...	...	...	...	...	...	...	...	...	...	...	1	...	...	...	...	...	...	...	...	...	...	...	...	...	...	...	...	...	
2	Admissions	367	...	...	...	...	51	37	13	40	18	3	...	19	20	...	1	9	...	7	1	19	3	10	9	49	3	16	2	2	15	13	26	
	Deaths	3	...	...	...	...	...	...	...	...	...	...	...	...	...	1	...	2	...	...	...	...	...	...	...	...	...	...	...	...	...	...	...	
3	Admissions	255	...	...	...	...	87	6	23	20	10	...	...	6	...	2	...	...	...	...	...	...	...	...	...	...	...	...	...	...	...	...	...	
	Deaths	12	...	...	...	...	...	...	...	...	...	...	...	...	...	...	...	...	...	...	...	...	...	...	...	...	...	...	...	...	...	...	...	
4	Admissions	497	...	...	...	...	68	89	36	23	33	1	...	17	12	...	2	...	2	3	1	38	7	8	43	14	2	10	...	1	49	27	11	
	Deaths	10	...	...	...	...	...	...	...	...	...	...	...	...	...	3	...	1	...	...	...	...	...	...	...	...	...	...	...	...	...	...	...	
5	Admissions	428	...	...	...	...	68	13	26	69	17	...	...	20	4	...	3	7	...	3	6	42	2	9	32	10	...	38	4	6	16	17	17	
	Deaths	1	...	...	...	...	...	...	...	...	...	...	...	...	...	...	...	...	...	...	...	...	...	...	...	...	...	...	...	...	...	...	...	
6	Admissions	609	19	...	...	...	2	255	10	19	46	3	...	7	3	...	1	7	1	4	5	59	1	...	19	22	8	37	1	7	19	28	35	
	Deaths	21	17	...	...	...	...	...	...	...	...	...	...	...	...	...	...	...	...	...	...	...	...	...	...	...	...	...	...	...	...	...	...	
Admissions			2,399	19	...	...	3	599	158	133	216	85	4	...	69	49	2	10	27	3	18	13	177	15	46	122	121	13	120	8	19	119	110	111
Deaths			40	17	...	...	1	...	...	...	...	3	...	...	...	5	...	2	...	...	...	1	1	2	2	1	3	...	...	1	...	...	...	
Invaliding			...	...	...	...	...	...	...	...	...	...	...	...	...	...	...	...	...	...	...	...	...	...	...	...	...	...	...	...	...	...	...	...
Admissions			52,463	163	6	668	175	14,367	5,947	1,961	6,340	784	81	9	1,080	317	160	163	349	91	657	175	2,090	258	955	1,743	1,687	275	2,020	86	466	2,837	3,579	2,893
Deaths			546	115	...	...	64	2	24	...	...	4	1	...	5	41	65	12	...	4	...	36	7	29	38	3	52	1	...	8	...	1	49	34
Invaliding			1,329	...	...	...	1	61	6	75	...	37	1	1	273	119	5	27	12	...	16	89	51	5	46	10	222	20	12	15	4	9	24	197

\* This Total includes 86 cases of palpitation, and 49 cases of mental affections.

## ARMY OF BENGAL, 1876-77.

## INFANTRY.

	From	To	Arrived	Month	Year
2-1st Regiment	Meeran Meer	Jubbulpore and Saugor	...	February	1877.
1-8th Regiment	Peshawar	Nowshera	...	February	1877.
1-11th Regiment	Jubbulpore and Saugor	England	...	Embarked	March 1877.
1-12th Regiment	England	Umballa	...	Arrived	October 1876.
1-14th Regiment	Sitapur and Benares	Ranikhet	...	Arrived	March 1877.
2-19th Regiment	Ranikhet	England	...	Embarked	December 1876.
30th Regiment	Dagshai	Jhansi and Nowgong	...	Arrived	February 1877.
59th Regiment	Agra	Dagshai	...	Arrived	February 1877.
4-60th Regiment	England	Agra	...	Arrived	December 1876.
63rd Regiment	Jhansi and Nowgong	Meeran Meer	...	Arrived	January 1877.
70th Regiment	Nowshera	Mooltan	...	Arrived	February 1877.
92nd Regiment	Mooltan	Sitapur and Benares	...	Arrived	February 1877.
4th Bat. Rifle Brigade	Umballa	Peshawar	...	Arrived	February 1877.

## ARMY OF MADRAS, 1876-77.

## ARTILLERY.

	From	To	Arrived	Month	Year
V Brigade, 3 Battery	Fort William	Rangoon	...	March	1877.
IX Brigade, C. Battery	Bangalore	Thayetmyo	...	April	1877.
G. Battery	Thayetmyo	St. Thomas' Mount	...	March	1877.
XX Brigade, A. Battery	St. Thomas' Mount	Bangalore	...	February	1877.

## ARMY OF BOMBAY, 1876-77.

## INFANTRY—continued.

	From	To	Arrived	Month	Year
56th Regiment	Kurrachee and Hyderabad	Aden	...	February	1877.
69th Regiment	Poona	Almudmagar and Bombay	...	November	1876.
83rd Regiment	Deesa	Kurrachee and Hyderabad	...	December	1876.
108th Regiment	Mhow	England	...	Embarked	November 1876.



## ABSTRACT of the RETURNS showing the ADMISSIONS, DEATHS and

SEE NOTE P. 22

## 1.—REGIMENTS of RAJPOOTANA.

REGIMENTS & BATTERIES, & STATIONS OF 1876.	Date of Arrival in India.	Date of Arrival from Station previously occupied.	Average Strength during 1876.	Admission-rate of 1876 per 1,000 of Strength.	Loss per 1,000	
					By Deaths.	By Invaliding.
1 { 68th Regiment, Nusserebad, with Detachment of } 265 men at Neemuch ... }	March 1872 ...	January 1876, from Mhow ...	865	1350.3	4.62	50.87
2 IV Brig., G. Battery, R. Art., Nusserebad ...	February 1875 ...	March 1875, from England ...	150	2200.0	60.00	80.00
3 IV Brig., E. Battery, R. Art., Neemuch ...	February 1875 ...	March 1876, from Kirkee ...	159	2196.0	50.31	50.31
4 { 108th Regiment, Mhow, with Detachment of 80 men } { at Indore (11 months) ... }	...	{ January 1876, from Nusserebad and } { Neemuch ... }	742	1003.0	4.04	14.83
5 3rd Hussars, Mhow ...	December 1868 ...	January 1873, from Ahmednagar ...	444	1425.7	13.51	83.33
6 C. Brig., E. Battery, R. H. Art., Mhow ...	February 1873 ...	March 1873, from England ...	138	1376.8	7.25	144.90
7 VI Brig., 4 Battery, R. Art., Mhow ...	February 1869 ...	September 1875, from Bombay ...	81	1370.4	12.35	123.46
8 { 83rd Regiment, Deesa, with Detachment of 68 men at } { Abou, 109 men at Ahmedabad and 145 men at Baroda }	April 1870 ...	January 1874, from Poona and Bombay ...	804	974.3	12.30	48.10
9 IV Brig., B. Battery, R. Art., Deesa ...	February 1875 ...	March 1875, from England ...	159	1698.1	6.29	81.76
10 { IV Brig., F. Battery, R. Art., Ahmedabad, with De- } { tachment of 68 men at Baroda in Nov. and Dec. ... }	February 1875 ...	February 1875, from England ...	170	1570.6	11.76	58.82
11 { 56th Regiment, Kurrachee, with Detachment of 220 } { men at Hyderabad ... }	April 1871 ...	January 1874, from Poona ...	782	1212.3	8.96	58.82
12 IX Brig., B. Battery, R. Art., Kurrachee ...	November 1869 ...	September 1875, from Hyderabad ...	164	1463.9	6.10	54.88
13 IV Brig., D. Battery, R. Art., Hyderabad ...	February 1875 ...	January 1876, from Kurrachee ...	162	2938.3	30.86	30.86
14 55th Regiment, Aden ...	March 1864 ...	February 1876, from Roorkee and Delhi ...	324	715.7	13.36	34.35
15 VI Brig., 2 Battery, R. Art., Aden ...	February 1869 ...	October 1875, from Mhow ...	79	860.8	12.66	...
16 VI Brig., 3 Battery, R. Art., Aden ...	February 1869 ...	October 1875, from Bombay ...	85	1047.1	23.33	47.06
17 VI Brig., 5 Battery, R. Art., Aden ...	February 1869 ...	March 1876, from Bombay ...	77	1402.6	25.97	51.95
REGIMENTS OF RAJPOOTANA, MALWA, SCINDE AND ADEN ...			5,614	1305.3	12.65	52.37

## 2.—REGIMENTS of the

1 VI Brig., 1 Battery, R. Art., Bombay ...	February 1869 ...	October 1875, from Aden ...	91	1450.5	...	43.96
2 VI Brig., 6 Battery, R. Art., Bombay ...	February 1869 ...	October 1875, from Aden ...	80	2312.5	...	50.00
3 { 1-2nd Regt., Ahmednagar, with Detachment of 340 } { men at Bombay, and of 151 men at Satara ... }	October 1866 ...	January 1874, from Belgaum ...	885	1463.5	9.04	33.90



## TROOPS, 1876.

## XI.

INVALIDING of each REGIMENT of the ARMIES of MADRAS and BOMBAY for the YEAR.

FIXED TO TABLE XXX.

## MALWA, SCINDE, and ADEN.

			CAUSES OF ADMISSION INTO HOSPITAL, OF DEATHS IN AND OUT OF HOSPITAL, AND OF THE INVALIDING OF 1876.																																
Total Admissions and Loss of the Year by Deaths and Invaliding.			Cholera.	Smallpox.	Dysent.	Enteric Fever.	Intermittent Fever.	Remittent and Continued Fevers.	Rheumatism and Rheumatic Affections.	Primary Venereal Affections.	Secondary Venereal Affections.	Erysipelas.	Scurvy.	Anaemia and Debility.	Phthisis Pulmonalis.	Apoplexy and Strokes.	Epilepsy and other Brain Affections.	Neuralgic Affections.	Delirium Tremens.	Ophthalmia.	Heart Disease and Aneurism.	Tonsillitis, Bronchitis, and Asthma.	Pleurisy and Pneumonia.	Dysentery.	Diarrhoea.	Hepatitis.	Splen Disease.	Functional derangements of the Digestive System.	Diseases of the Urinary System.	Diseases of the Gen-erative System.	Abscess and Ulcer.	Injuries and Accidents.	All other Causes.		
1	{ Admissions 1,168 Deaths 4 Invaliding 44	...	...	...	...	276	228	28	103	22	1	3	50	8	3	1	7	...	26	2	30	14	22	50	34	2	92	3	5	48	54	48			
2	{ Admissions 339 Deaths 9 Invaliding 12	...	...	...	...	105	15	12	43	12	...	...	6	3	1	...	1	2	11	...	13	...	5	16	8	...	11	...	1	16	42	16			
3	{ Admissions 340 Deaths 8 Invaliding 8	...	...	...	...	13	68	70	4	28	6	1	...	20	...	...	...	6	1	7	...	7	3	...	21	4	...	16	...	1	40	14	19		
4	{ Admissions 811 Deaths 3 Invaliding 11	...	...	...	...	271	14	22	144	19	...	...	7	4	1	5	4	...	11	2	40	8	2	30	28	6	49	5	4	53	57	26			
5	{ Admissions 633 Deaths 6 Invaliding 37	...	...	...	...	71	43	16	41	26	...	...	23	5	6	...	3	1	14	3	35	6	17	17	84	9	49	1	2	33	85	38			
6	{ Admissions 190 Deaths 1 Invaliding 20	...	1	...	...	1	36	8	14	28	5	...	10	...	...	2	...	3	...	10	1	...	2	10	1	7	2	1	20	20	8				
7	{ Admissions 111 Deaths 1 Invaliding 10	...	...	...	...	1	44	3	11	3	...	...	6	...	...	3	...	2	1	8	...	3	3	2	2	3	2	...	12	2	...				
8	{ Admissions 871 Deaths 11 Invaliding 43	...	1	...	...	177	106	16	117	13	2	...	13	1	3	1	6	2	17	3	36	4	14	45	29	5	35	1	8	76	53	54			
9	{ Admissions 220 Deaths 1 Invaliding 13	...	...	...	...	41	8	4	25	...	...	...	18	3	...	1	...	3	...	30	...	16	...	1	14	13	1	5	...	5	50	20	13		
10	{ Admissions 267 Deaths 2 Invaliding 10	...	2	...	...	119	...	16	13	4	...	...	5	1	1	...	...	...	4	2	9	...	...	5	8	...	6	...	...	43	14	13			
11	{ Admissions 948 Deaths 7 Invaliding 46	...	1	3	...	242	256	12	58	4	1	...	14	7	1	...	3	1	10	1	31	2	8	46	16	...	25	2	2	65	66	70			
12	{ Admissions 245 Deaths 1 Invaliding 9	...	...	...	...	83	2	4	16	2	...	...	9	...	...	1	...	3	...	1	...	16	...	5	7	9	1	14	...	...	18	33	21		
13	{ Admissions 476 Deaths 5 Invaliding 5	...	...	...	...	299	13	7	11	1	...	...	48	1	6	4	...	...	3	...	7	1	1	5	4	...	15	...	4	14	28	13			
14	{ Admissions 374 Deaths 7 Invaliding 18	...	...	...	...	1	44	78	6	60	25	...	10	2	1	2	6	9	3	...	12	...	12	5	9	2	15	2	...	21	32	18			
15	{ Admissions 68 Deaths 1 Invaliding 1	...	...	...	...	13	4	2	5	1	...	...	3	...	...	...	...	...	7	...	3	...	2	3	2	5	1	1	...	3	7	6			
16	{ Admissions 89 Deaths 2 Invaliding 4	...	...	...	...	39	3	4	6	...	...	...	4	3	...	...	...	...	2	2	...	3	2	3	1	6	...	1	1	6	4	...			
17	{ Admissions 106 Deaths 2 Invaliding 4	...	...	...	...	1	36	3	2	6	4	...	3	1	...	1	8	...	5	...	5	...	2	8	4	...	3	1	1	3	13	3			
	{ Admissions 7,317 Deaths 71 Invaliding 294	4	4	...	36	1352	854	198	715	187	5	3	246	41	25	15	46	24	189	16	290	39	94	279	298	34	350	21	37	504	556	372			

## DECCAN and NAGPORE.

1	Admissions	132	...	...	...	82	6	1	10	2	...	...	1	1	...	...	2	...	...	...	...	2	...	2	...	...	8	11	4			
	Deaths	...	...	...	...	1	...	...	...	...	...	...	...	...	...	...	...	...	...	...	...	...	...	...	...	...	...	...				
	Invaliding	4	...	...	...	...	...	...	...	...	...	...	...	...	...	...	...	...	...	...	...	...	...	...	...	...	...	...				
2	Admissions	185	...	...	...	128	5	...	8	1	...	...	2	...	...	...	1	...	8	...	...	1	3	...	5	...	...	9	10	4		
	Deaths	...	...	...	...	...	...	...	...	...	...	...	...	...	...	...	...	...	...	...	...	...	...	...	...	...	...	...				
	Invaliding	4	...	...	...	1	...	...	...	...	...	...	...	...	...	...	...	...	...	...	...	...	...	...	...	...	...	...				
3	Admissions	1,297	...	2	...	550	17	28	141	52	2	...	28	2	2	7	5	2	14	3	38	6	63	49	41	3	49	3	11	97	55	50
	Deaths	8	...	...	...	...	...	...	...	...	...	...	...	1	1	...	...	...	1	...	...	1	2	...	1	...	...	...	1	...		
	Invaliding	30	...	...	...	5	...	3	...	3	...	...	1	1	...	2	...	...	1	...	...	5	2	3	...	1	...	...	1	...		

\* Killed by the accidental explosion of a shell.



TABLE

REGIMENTS of the DECCAN								
REGIMENTS & BATTERIES, & STATIONS of 1876.	Date of Arrival in India.	Date of Arrival from Station previously occupied.	Average Strength during 1876.	Admission-rate of 1876 per 1,000 of Strength.	Loss per 1,000			
					By Deaths.	By Invaliding.		
4 IX Brig., F. Battery, R. Art., Ahmednagar	November 1869	March 1876, from Neemuch	162	1574.1	12.35	67.90		
5 2-15th Regiment, Poona	March 1875	March 1875, from England	896	1110.5	12.28	32.37		
6 66th Regiment, Poona	April 1870	January 1876, from Belgaum	851	1494.7	11.75	29.38		
7 C. Brig., D. Battery, R. H. Art., Kirkee	February 1873	December 1873, from Ahmednagar	145	1682.8	55.17	151.72		
8 IV Brig., A. Battery, R. Art., Kirkee	February 1875	February 1875, from England	166	1361.4	6.02	24.10		
9 { IX Brig., E. Battery, R. Art., Kirkee, with Detachment of 67 men at Baroda from January to October }	November 1869	April 1875, from Ahmednagar	172	1389.5	11.63	17.44		
10 Sappers and Miners, Kirkee	...	...	40	...	...	...		
11 IV Brig., C. Battery, R. Art., Belgaum	February 1875	March 1875, from England	159	1295.6	12.58	25.16		
12 2-7th Regiment, Belgaum	November 1873	January 1876, from Poona	881	891.0	11.35	61.30		
13 C. Brig., B. Battery, R. H. Art., Secunderabad	February 1873	March 1873, from England	196	1621.8	25.64	64.10		
14 V Brig., 2 Battery, R. Art., Secunderabad	January 1867	March 1875, from Rangoon	97	1103.1	10.31	61.86		
15 IX Brigade, A. Battery, R. Art., Secunderabad	November 1869	February 1873, from St. Thomas' Mount	151	1699.3	6.62	13.25		
16 XX Brig., F. Battery, R. Art., Secunderabad	...	March 1874, from Thayetmyo	152	1105.3	6.58	32.89		
17 16th Lancers, Secunderabad (11 months)	September 1865	January 1872, from Bangalore	424	830.2	9.44	39.06		
18 2-16th Regiment, Secunderabad (10 months)	March 1876	March 1876, from England	891	908.1	19.08	17.96		
19 44th Regiment, Secunderabad	November 1871	December 1875, from Kamptee	820	1425.6	10.98	62.44		
20 XX Brig., E. Battery, R. Art., Kamptee	...	February 1874, from Bangalore	141	2049.6	28.37	42.55		
21 XX Brig., G. Battery, R. Art., Kamptee	...	February 1873, from Bangalore	156	1891.0	25.64	51.28		
22 { 33rd Regiment, Kamptee, with Detachment of 123 men at Pachmarhi, from March to November }	December 1875	December 1875, from England	893	1293.4	24.64	25.76		
REGIMENTS OF THE DECCAN AND NAGPORE			8,324	1278.2	14.71	39.15		
3. - REGIMENTS of								
1 XX Brig., B. Battery, R. Art., Bellary	...	February 1874, from Trichinopoly	157	828.0	12.74	25.45		
2 43rd Regiment, Bellary	November 1872	November 1875, from Cannanore	877	1054.7	4.16	53.59		
3 C. Brig., C. Battery, R. H. Art., Bangalore	February 1873	March 1873, from England	167	1215.6	29.94	53.89		
4 IX Brig., C. Battery, R. Art., Bangalore	November 1869	February 1873, from Kamptee	149	926.2	6.71	40.27		



and NAGPORE—(continued).

			CAUSES OF ADMISSION INTO HOSPITAL, OF DEATHS IN AND OUT OF HOSPITAL, AND OF THE INVALIDING OF 1876.																															
Total Admissions and Loss of the Year by Deaths and Invaliding.			Cholera.	Smallpox.	Dengue.	Enteric Fever.	Intermittent Fever.	Remittent and Continued Fevers.	Rheumatism and Rheumatic Affections.	Primary Venereal Affections.	Secondary Venereal Affections.	Erysipelas.	Scoury.	Anæmia and Debility.	Phthisis Pulmonalis.	Apoplexy and Stroke.	Epilepsy and other Brain Affections.	Neuralgic Affections.	Delirium Tremens.	Eye diseases.	Heart Disease and Aneurism.	Tonsillitis, Bronchitis, and Asthma.	Pleurisy and Pneumonia.	Dysentery.	Diarrhoea.	Hepatitis.	Splen Disease.	Functional derangements of the Digestive System.	Diseases of the Urinary System.	Diseases of the Genitive System.	Abscess and Ulcer.	Injuries and Accidents.	All other Causes.	
4	{ Admissions	255	...	...	...	34	31	9	22	7	1	10	...	2	...	6	...	1	...	9	2	1	14	23	1	19	...	...	23	21	19			
	{ Deaths	2	...	...	...	...	...	...	...	...	...	...	...	...	...	...	...	...	...	...	...	...	...	...	...	...	...	...	...	...	...	...	...	
	{ Invaliding	11	...	...	...	...	...	...	...	...	...	...	...	...	...	...	...	...	...	...	...	...	...	...	...	...	...	...	...	...	...	...	...	
5	{ Admissions	995	1	6	...	10	124	3	13	153	11	6	...	5	11	...	4	2	8	25	3	31	1	25	43	9	...	10	1	0	71	55	55	
	{ Deaths	11	...	...	...	...	...	...	...	...	...	...	...	...	...	...	...	...	...	...	...	...	...	...	...	...	...	...	...	...	...	...	...	...
	{ Invaliding	29	...	...	...	...	...	...	...	...	...	...	...	...	...	...	...	...	...	...	...	...	...	...	...	...	...	...	...	...	...	...	...	...
6	{ Admissions	1,272	...	...	...	2	546	57	33	148	22	2	...	19	1	...	7	3	17	3	50	6	26	33	33	8	35	...	18	58	95	50		
	{ Deaths	10	...	...	...	...	...	...	...	...	...	...	...	...	...	...	...	...	...	...	...	...	...	...	...	...	...	...	...	...	...	...	...	...
	{ Invaliding	25	...	...	...	...	...	...	...	...	...	...	...	...	...	...	...	...	...	...	...	...	...	...	...	...	...	...	...	...	...	...	...	...
7	{ Admissions	244	...	...	...	...	43	4	2	17	4	...	13	4	...	1	3	1	5	...	9	...	21	16	54	1	13	...	...	11	16	6		
	{ Deaths	8	...	...	...	...	...	...	...	...	...	...	...	...	...	...	...	...	...	...	...	...	...	...	...	...	...	...	...	...	...	...	...	...
	{ Invaliding	22	...	...	...	...	...	...	...	...	...	...	...	...	...	...	...	...	...	...	...	...	...	...	...	...	...	...	...	...	...	...	...	...
8	{ Admissions	226	...	...	...	...	50	17	8	41	4	...	5	...	...	...	...	...	...	2	1	6	...	2	1	4	...	9	...	2	28	24	22	
	{ Deaths	1	...	...	...	...	...	...	...	...	...	...	...	...	...	...	...	...	...	...	...	...	...	...	...	...	...	...	...	...	...	...	...	...
	{ Invaliding	4	...	...	...	...	...	...	...	...	...	...	...	...	...	...	...	...	...	...	...	...	...	...	...	...	...	...	...	...	...	...	...	...
9	{ Admissions	239	...	...	...	...	41	10	7	43	12	...	9	...	3	...	...	...	...	5	...	7	1	3	18	2	...	9	...	2	21	33	13	
	{ Deaths	2	...	...	...	...	...	...	...	...	...	...	...	...	...	...	...	...	...	...	...	...	...	...	...	...	...	...	...	...	...	...	...	...
	{ Invaliding	3	...	...	...	...	...	...	...	...	...	...	...	...	...	...	...	...	...	...	...	...	...	...	...	...	...	...	...	...	...	...	...	...
10	{ Admissions	2	...	...	...	...	...	...	...	...	...	...	...	...	...	...	...	...	...	...	...	...	...	...	...	...	...	...	...	...	...	...	...	...
	{ Deaths	...	...	...	...	...	...	...	...	...	...	...	...	...	...	...	...	...	...	...	...	...	...	...	...	...	...	...	...	...	...	...	...	...
	{ Invaliding	...	...	...	...	...	...	...	...	...	...	...	...	...	...	...	...	...	...	...	...	...	...	...	...	...	...	...	...	...	...	...	...	...
11	{ Admissions	206	...	...	...	...	15	10	3	48	6	1	...	4	...	1	...	...	...	5	1	17	1	1	3	3	...	12	...	3	26	34	12	
	{ Deaths	2	...	...	...	...	...	...	...	...	...	...	...	...	...	...	...	...	...	...	...	...	...	...	...	...	...	...	...	...	...	...	...	...
	{ Invaliding	4	...	...	...	...	...	...	...	...	...	...	...	...	...	...	...	...	...	...	...	...	...	...	...	...	...	...	...	...	...	...	...	...
12	{ Admissions	785	...	1	...	2	194	12	26	189	16	2	...	7	4	...	2	1	...	3	...	24	5	23	33	15	...	64	2	6	46	78	30	
	{ Deaths	10	...	...	...	...	...	...	...	...	...	...	...	...	...	...	...	...	...	...	...	...	...	...	...	...	...	...	...	...	...	...	...	...
	{ Invaliding	54	...	...	...	...	...	...	...	...	...	...	...	...	...	...	...	...	...	...	...	...	...	...	...	...	...	...	...	...	...	...	...	...
13	{ Admissions	253	...	...	...	...	3	3	20	10	23	2	...	9	1	...	...	...	...	4	...	3	...	13	...	29	15	42	...	16	...	3	17	25
	{ Deaths	4	...	...	...	...	...	...	...	...	...	...	...	...	...	...	...	...	...	...	...	...	...	...	...	...	...	...	...	...	...	...	...	...
	{ Invaliding	10	...	...	...	...	...	...	...	...	...	...	...	...	...	...	...	...	...	...	...	...	...	...	...	...	...	...	...	...	...	...	...	...
14	{ Admissions	107	...	...	...	...	5	14	1	11	7	1	...	3	...	1	...	...	...	4	2	4	...	3	4	3	...	14	...	3	5	13	7	
	{ Deaths	1	...	...	...	...	...	...	...	...	...	...	...	...	...	...	...	...	...	...	...	...	...	...	...	...	...	...	...	...	...	...	...	...
	{ Invaliding	6	...	...	...	...	...	...	...	...	...	...	...	...	...	...	...	...	...	...	...	...	...	...	...	...	...	...	...	...	...	...	...	...
15	{ Admissions	166	...	...	...	...	36	7	22	14	...	...	...	1	...	...	...	...	...	2	...	9	...	9	4	6	...	17	...	6	8	19	5	
	{ Deaths	1	...	...	...	...	...	...	...	...	...	...	...	...	...	...	...	...	...	...	...	...	...	...	...	...	...	...	...	...	...	...	...	...
	{ Invaliding	2	...	...	...	...	...	...	...	...	...	...	...	...	...	...	...	...	...	...	...	...	...	...	...	...	...	...	...	...	...	...	...	...
16	{ Admissions	168	...	...	...	...	9	8	5	27	6	...	...	...	1	...	...	...	...	1	1	10	...	9	10	20	...	18	...	15	14	13	...	
	{ Deaths	1	...	...	...	...	...	...	...	...	...	...	...	...	...	...	...	...	...	...	...	...	...	...	...	...	...	...	...	...	...	...	...	...
	{ Invaliding	5	...	...	...	...	...	...	...	...	...	...	...	...	...	...	...	...	...	...	...	...	...	...	...	...	...	...	...	...	...	...	...	...
17	{ Admissions	352	1	...	...	4	19	15	17	54	2	...	2	1	6	1	...	...	...	6	4	1	19	3	15	31	13	...	37	2	7	22	46	
	{ Deaths	4	...	...	...	...	...	...	...	...	...	...	...	...	...	...	...	...	...	...	...	...	...	...	...	...	...	...	...	...	...	...	...	...
	{ Invaliding	13	...	...	...	...	...	...	...	...	...	...	...	...	...	...	...	...	...	...	...	...	...	...	...	...	...	...	...	...	...	...	...	...
18	{ Admissions	720	3	1	...	18	10	107	18	114	9	3	1	14	15	2	5	3	2	14	3	55	3	31	64	22	1	37	3	6	69	30	57	
	{ Deaths	17	3	...	...	7	...	...	...	...	...	...	...	...	...	...	...	...	...	...	...	...	...	...	...	...	...	...	...	...	...	...	...	...
	{ Invaliding	16	...	...	...	...	...	...	...	...	...	...	...	...	...	...	...	...	...	...	...	...	...	...	...	...	...	...	...	...	...	...	...	...
19	{ Admissions	1,169	...	...	...	...	18	176	115	12	183	43	1	...	62	5	1	6	22	2	16	1	61	1	37	46	73	3	61	...	10	45	90	
	{ Deaths	9	...	...	...	...	...	...	...	...	...	...	...	...	...	...	...	...	...	...	...	...	...	...	...	...	...	...	...	...	...	...	...	...
	{ Invaliding	43	...	...	...	...	...	...	...	...	...	...	...	...	...	...	...	...	...	...	...	...	...	...	...	...	...	...	...	...	...	...	...	...
20	{ Admissions	289	...	...	...	...	12	102	3	46	1	...	...	5	1	...	1	6	3	6	...	9	...	14	7	9	...	8	2	4	18	17	13	
	{ Deaths	4	...	...	...	...	...	...	...	...	...	...	...	...	...	...	...	...	...	...	...	...	...	...	...	...	...	...	...	...	...	...	...	...
	{ Invaliding	6	...	...	...	...	...	...	...	...	...	...	...	...	...	...	...	...	...	...	...	...	...	...	...	...	...	...	...	...	...	...	...	...
21	{ Admissions	295	...	...	...	...	6	78	9	41	15	...	...	7	1	1	...	6	1	1	1	22	1	9	8	14	...	26	...	7	12	18	11	
	{ Deaths	4	...	...	...	...	...	...	...	...	...	...	...	...	...	...	...	...	...	...	...	...	...	...	...	...	...	...	...	...	...	...	...	...
	{ Invaliding	8	...	...	...	...	...	...	...	...	...	...	...	...	...	...	...	...	...	...	...	...	...	...	...	...	...	...	...	...	...	...	...	...
22	{ Admissions	1,																																



TABLE

REGIMENTS of							
REGIMENTS & BATTERIES, & STATIONS OF 1876.		Date of Arrival in India.	Date of Arrival from Station previously occupied.	Average Strength during 1876.	Admission-rate of 1876 per 1,000 of Strength.	Loss per 1,000	
						By Deaths.	By Invaliding.
5	XX Brig., D. Battery, R. Art., Bangalore	...	March 1874, from Kumptee	149	758.4	671	2013
6	42nd Company., R. Engineers, Bangalore	...	...	28	...	...	...
7	14th Hussars, Bangalore (11 months)	February 1876	February 1876, from England	431	909.5	696	3248
8	{ 45th Regiment, Bangalore, with Detachment of 108 men { at Trichinopoly from January to June	{ June 1868	March 1875, from Rangoon	807	708.3	1167	2450
9	V Brig., 6 Battery, R. Art., Cannanore	January 1867	March 1876, from Toungoo	84	904.8	2381	2381
10	{ 48th Regiment, Cannanore, with Detachments of 95 { men at Mallapooram and Calicut	{ February 1872	December 1875, from Bellary	867	827.4	1260	3129
11	IX Brig., D. Battery, R. Art., Trichinopoly	November 1869	March 1875, from Kirkee	157	1165.6	5096	10828
12	V Brig., 4 Battery, R. Art., St. Thomas' Mount	November 1867	March 1875, from Toungoo	106	1188.7	3774	3774
13	XX Brig., A. Battery, R. Art., St. Thomas' Mount	November 1869	February 1871	160	1087.5	1875	3125
14	XX Brig., C. Battery, R. Art., St. Thomas' Mount	...	February 1873, from Secunderabad	151	1629.1	1987	11921
15	{ 67th Regiment, Madras,* with Detachment of 140 men { at Trichinopoly from July to December	{ December 1872	March 1876, from Thayetmyo & Toungoo	901	1023.3	1665	3996
REGIMENTS OF SOUTHERN INDIA				5,205	950.8	1383	4111
4.—REGIMENTS of							
1	V Brig., 5 Battery, R. Art., Rangoon	November 1867	April 1875, from Secunderabad	78	897.4	1282	2564
2	{ VI Brig., 7 Battery, R. Art., Rangoon, with Detach- { ment of 36 men at Thayetmyo	{ ...	February 1875, from St. Thomas' Mount	88	1113.6	1136	5682
3	{ 1-21st Regiment, Rangoon, with Detachment of 134 men { at Port Blair	{ March 1869	March 1875, from Madras	814	909.3	1597	3316
4	V Brig., 1 Battery, R. Art., Toungoo	January 1867	April 1876, from Cannanore	88	1715.9	1136	9091
5	V Brig., 7 Battery, R. Art., Toungoo	...	February 1875, from Madras	91	1736.3	5495	3197
6	89th Regiment, Wing, Toungoo	October 1870	January 1876, from Madras	291	1525.8	2749	7904
7	IX Brig., G. Battery, R. Art., Thayetmyo	December 1869	January 1874, from Secunderabad	159	1000.0	629	2516
8	89th Regiment, Head-Quarters, Thayetmyo	October 1870	February 1876, from Madras	558	1116.5	717	8065
REGIMENTS OF BURMAH AND PEGU				2,167	1150.0	1569	5399
1 FRAGMENTARY ANNUAL RETURNS OF MADRAS				87	...	...	...
2 FRAGMENTARY ANNUAL RETURNS OF BOMBAY				181	...	...	...
1 ARMY OF BENGAL				37,028	1416.9	1583	3589
2 ARMY OF MADRAS				11,155	1094.8	1560	4151
3 ARMY OF BOMBAY				10,323	1287.1	1221	4689
4 ARMY OF INDIA				58,506	1332.6	1514	38907

\* Escort of 200 men to Western China, rejoined in the end of June.  
† See Note to Table XXVIII.



## SOUTHERN INDIA—(continued).

## CAUSES OF ADMISSION INTO HOSPITAL, OF DEATHS IN AND OUT OF HOSPITAL, AND OF THE INVALIDING OF 1876.

Total Admissions and Loss of the Year by Deaths and Invaliding.			Cholera.	Smallpox.	Dysent.	Enteric Fever.	Intermittent Fever.	Remittent and Continued Fevers.	Rheumatism and Rheumatic Affections.	Primary Venereal Affections.	Secondary Venereal Affections.	Erysipelas.	Anæmia and Debility.	Phthisis Pulmonalis.	Apoplexy and Strokes.	Epilepsy and other Brain Affections.	Neuragic Affections.	Delirium Tremens.	Eye Diseases.	Heart Disease and Arteriosclerosis.	Tonsillitis, Bronchitis, and Asthma.	Pleurisy and Pneumonia.	Dysentery.	Diarrhoea.	Hepatitis.	Spleen Disease.	Functional Derangement of the Digestive System.	Diseases of the Urinary System.	Diseases of the Genitive System.	Abscess and Ulcer.	Injuries and Accidents.	All other Causes.		
5	Admissions 113	Deaths 1	Invaliding 3	...	...	...	11	8	3	15	1	1	...	2	...	...	...	...	6	1	2	...	3	4	3	...	9	1	...	11	24	8		
6	Admissions 1	Deaths 1	Invaliding 1	...	...	...	...	...	...	...	...	...	...	1	...	...	...	...	...	...	...	...	...	...	...	...	...	1	...	...	...	...		
7	Admissions 392	Deaths 3	Invaliding 14	...	...	...	1	22	28	37	1	2	...	6	3	2	4	11	...	3	1	39	1	59	45	16	...	9	1	5	43	39	23	
8	Admissions 607	Deaths 10	Invaliding 21	...	...	...	16	67	31	38	15	...	12	10	1	2	5	10	11	...	19	1	44	11	22	1	152	...	8	55	56	20		
9	Admissions 76	Deaths 2	Invaliding 2	...	...	...	4	9	1	8	5	...	1	...	...	...	...	...	1	1	1	2	...	4	5	6	...	2	...	3	5	9	9	
10	Admissions 713	Deaths 11	Invaliding 28	...	1	...	1	20	205	13	36	44	...	7	4	1	2	2	2	10	4	23	...	22	49	35	...	62	...	8	66	66	49	
11	Admissions 183	Deaths 8	Invaliding 17	...	...	...	1	7	13	1	10	1	1	...	2	2	4	1	...	3	...	6	...	18	6	22	...	31	...	6	25	9	15	
12	Admissions 136	Deaths 4	Invaliding 4	...	1	...	4	13	8	14	...	...	5	2	...	...	...	...	1	...	8	...	12	3	4	1	17	...	4	11	12	6		
13	Admissions 174	Deaths 3	Invaliding 5	...	...	...	1	7	20	3	17	...	...	6	...	...	...	1	1	1	1	13	...	11	9	9	...	17	...	18	33	6		
14	Admissions 246	Deaths 3	Invaliding 18	...	...	...	14	25	3	21	2	...	...	6	...	...	1	...	1	1	12	...	19	17	21	...	29	...	2	22	34	13		
15	Admissions 922	Deaths 15	Invaliding 36	...	...	...	44	85	32	174	15	1	...	34	7	...	4	3	...	5	3	54	3	48	35	62	2	66	3	19	111	50	54	
16	Admissions 4,919	Deaths 72	Invaliding 214	12	1	...	4	194	563	161	968	127	5	...	188	37	8	19	32	16	59	15	239	10	272	237	392	4	502	8	74	517	453	272

## BURMAH and PEGU.

1	{	Admissions	70	...	...	...	...	3	2	2	10	1	1	...	7	...	...	...	...	...	...	2	1	11	2	5	...	12	...	1	4	5	1	
		Deaths	...	...	...	...	...	...	...	...	...	...	...	...	...	...	...	...	...	...	...	...	...	...	...	...	...	...	...	...	...	...		
		Invaliding	...	...	...	...	...	...	...	...	...	...	...	...	...	...	...	...	...	...	...	...	...	...	...	...	...	...	...	...	...	...		
2	{	Admissions	98	...	...	...	...	3	3	3	12	2	...	1	...	...	...	...	...	...	7	2	6	...	9	3	3	...	16	...	5	13	10	
		Deaths	...	...	...	...	...	...	...	...	...	...	...	...	...	...	...	...	...	...	...	...	...	...	...	...	...	...	...	...	...	...		
		Invaliding	...	...	...	...	...	...	...	...	...	...	...	...	...	...	...	...	...	...	...	...	...	...	...	...	...	...	...	...	...	...		
3	{	Admissions	780	...	...	...	...	1	18	37	41	96	30	...	21	11	...	5	6	8	7	1	31	1	107	35	68	2	77	...	7	53	73	53
		Deaths	...	...	...	...	...	...	...	...	...	...	...	...	...	...	...	...	...	...	...	...	...	...	...	...	...	...	...	...	...	...	...	
		Invaliding	...	...	...	...	...	...	...	...	...	...	...	...	...	...	...	...	...	...	...	...	...	...	...	...	...	...	...	...	...	...	...	
4	{	Admissions	151	1	...	...	...	1	13	1	18	...	...	...	9	1	...	4	1	3	...	...	...	...	...	...	...	...	...	...	...	...	...	
		Deaths	...	...	...	...	...	...	...	...	...	...	...	...	...	...	...	...	...	...	...	...	...	...	...	...	...	...	...	...	...	...	...	
		Invaliding	...	...	...	...	...	...	...	...	...	...	...	...	...	...	...	...	...	...	...	...	...	...	...	...	...	...	...	...	...	...	...	
5	{	Admissions	158	...	...	...	...	2	26	2	11	1	...	16	...	...	...	...	...	...	...	...	...	...	...	...	...	...	...	...	...	...	...	
		Deaths	...	...	...	...	...	...	...	...	...	...	...	...	...	...	...	...	...	...	...	...	...	...	...	...	...	...	...	...	...	...	...	
		Invaliding	...	...	...	...	...	...	...	...	...	...	...	...	...	...	...	...	...	...	...	...	...	...	...	...	...	...	...	...	...	...	...	
6	{	Admissions	444	...	...	...	...	7	49	12	51	23	...	21	13	...	1	6	3	6	8	8	...	50	56	32	...	34	...	2	23	20	19	
		Deaths	...	...	...	...	...	...	...	...	...	...	...	...	...	...	...	...	...	...	...	...	...	...	...	...	...	...	...	...	...	...	...	
		Invaliding	...	...	...	...	...	...	...	...	...	...	...	...	...	...	...	...	...	...	...	...	...	...	...	...	...	...	...	...	...	...	...	
7	{	Admissions	159	...	...	...	...	4	7	2	24	4	...	3	...	...	1	...	...	...	...	...	...	...	...	...	...	...	...	...	...	...	...	
		Deaths	...	...	...	...	...	...	...	...	...	...	...	...	...	...	...	...	...	...	...	...	...	...	...	...	...	...	...	...	...	...	...	
		Invaliding	...	...	...	...	...	...	...	...	...	...	...	...	...	...	...	...	...	...	...	...	...	...	...	...	...	...	...	...	...	...	...	
8	{	Admissions	623	1	...	2	2	5	78	18	50	28	...	46	8	2	3	4	2	6	1	32	2	28	18	32	...	98	...	5	40	49	63	
		Deaths	...	...	...	...	...	...	...	...	...	...	...	...	...	...	...	...	...	...	...	...	...	...	...	...	...	...	...	...	...	...	...	
		Invaliding	...	...	...	...	...	...	...	...	...	...	...	...	...	...	...	...	...	...	...	...	...	...	...	...	...	...	...	...	...	...	...	
	{	Admissions	2,492	2	...	6	3	46	210	70	272	89	1	...	124	33	2	10	23	15	37	13	92	4	226	160	179	2	396	...	22	167	191	178
		Deaths	...	...	...	...	...	...	...	...	...	...	...	...	...	...	...	...	...	...	...	...	...	...	...	...	...	...	...	...	...	...	...	...
		Invaliding	...	...	...	...	...	...	...	...	...	...	...	...	...	...	...	...	...	...	...	...	...	...	...	...	...	...	...	...	...	...	...	...

1	Admissions 98	3	...	...	7	8	4
---	---------------	---	-----	-----	---	---	---



# EUROPEAN TROOPS, 1876.

## XXXII.

TABLE showing the NUMBER of DAYS spent in HOSPITAL by the MEN of each REGIMENT.

BENGAL PRESIDENCY.									
STATION.	Regiment.	Average Strength for the Year.	Aggregate of the Number of Days spent in Hospital.	Average Number of Days per Man.	STATION.	Regiment.	Average Strength for the Year.	Aggregate of the Number of Days spent in Hospital.	Average Number of days per Man.
PORT WILLIAM ...	2-12th Regiment	887	14,774	16.7	UMBALLA ...	11th Hussars	434	5,824	13.4
	XIII Brigade, 7 Battery	87	1,238	14.2		4th Battalion Rifle Brigade ...	905	15,263	16.9
DUM-DUM ...	40th Regiment	906	18,376	20.3		A Brigade, A Battery (10 ms.)	162	2,499	15.4
BARRACKPORE ...	Detachment, 40th Regiment	166	4,121	24.8		A Brigade, C Battery (10 ms.)	151	2,454	16.3
	XI Brigade, A Battery	169	5,451	32.3	JULLUNDHUR ...	51st Regiment	905	20,319	22.4
	XI Brigade, B Battery					VIII Brigade, A Battery	149	4,758	32.0
HAZARIBAGH ...	Detachment, 109th Regiment	896	19,754	22.0	FEROZPORE ...	34th Regiment	929	24,725	26.6
DINAPORE ...	109th Regiment	167	4,072	24.4		VIII Brigade, E Battery	134	2,454	18.3
	XI Brigade, C Battery					XIII Brigade, 5 Battery	87	2,833	32.6
BENARAS ...	1-14th Regiment, Wing	352	9,955	28.3	MOOLTAN ...	92nd Regiment	854	17,243	20.2
	XI Brigade, D Battery	163	5,609	34.4		VIII Brigade, C Battery	147	4,633	27.4
FYZABAD ...	1-25th Regiment	900	25,595	28.4	SIALKOT ...	9th Lancers	495	12,230	24.7
	XIX Brigade, D Battery	147	2,755	18.7		72nd Regiment	877	18,703	21.3
LUCKNOW ...	13th Hussars	433	14,600	33.7		F Brigade, C Battery	146	2,909	20.3
	63th Regiment	853	21,768	25.5	AMRITSAR ...	XIII Brigade, 1 Battery	90	2,090	23.9
	85th Regiment	834	27,640	33.1					
	A Brig., B Battery (10 months)	139	2,849	20.5	MEEAN MEE ...	21st Regiment	837	28,761	34.4
	XIX Brigade, G Battery	161	2,804	17.4		F Brigade, A Battery	139	2,980	21.5
	XXI Brig., 4 Batty. 10 months	85	2,757	32.4		VIII Brigade, D Battery	145	1,953	13.5
SITAPUR ...	1-14th Regiment, Wing	505	12,340	24.4		XIII Brigade, 2 Battery	96	1,779	18.5
	XIX Brigade, E Battery	142	3,321	23.8	RAWAL PINDI ...	4th Hussars	435	8,042	18.5
CAWNPORE ...	1-3rd Regiment	680	14,020	20.6		29th Regiment	900	12,861	14.3
	XIX Brigade, F Battery	159	1,976	12.4		F Brigade, F Battery	142	1,894	12.7
ALLAHABAD ...	1-5th Regiment	858	15,354	17.9		VIII Brigade, G Battery	146	2,335	16.0
	XI Brigade, E Battery	162	3,413	21.1	CAMPBELLPORE ...	F Brigade, E Battery	148	1,948	13.2
	XXI Brig., 3 Batty. (10 months)	86	2,069	24.1	ATTOCK ...	XIII Brigade, 3 Battery	83	1,782	21.5
SHAHJAHANPUR ...	2-22nd Regiment, Wing	483	7,306	15.1		Detachment, 70th Regiment	878	23,226	26.5
BAREILLY ...	XIX Brigade, C Battery	153	2,830	18.5	NOWSHERA ...	70th Regiment			
MORADABAD ...	Detachment, 1-18th Regiment	920	14,672	15.9	PESHAWAR ...	1-8th Regiment	884	16,709	18.9
ROOSEE ...	1-6th Regiment, Wing	564	11,081	19.6		51st Regiment	859	16,111	18.9
	41st Company, R. Engineers	79	302	...		F Brigade, B Battery	149	2,637	17.7
MEEAN MEE ...	15th Hussars	463	9,790	21.1		VIII Brigade, H Battery	144	2,808	19.5
	2-6th Regiment	867	13,064	15.1		XIII Brigade, 4 Battery	84	1,474	17.5
	A Brig., D Battery, 10 months	143	2,569	18.0	RANIKHET ...	2-19th Regiment (11 months)	796	10,373	13.2
	C Brigade, A Battery	155	3,247	20.9		2-22nd Regiment, Wing	415	2,351	5.6
	VIII Brigade, B Battery	153	3,065	19.6	CHAKRATA ...	62nd Regiment	890	9,434	10.6
	VIII Brigade, F Battery	144	2,603	18.5	DAGSHAI ...	39th Regiment	917	13,909	14.8
DELHI ...	1-6th Regiment, Wing	370	7,627	20.6	SEBATHU ...	73rd Regiment	925	19,097	20.6
	XXI Brig., 6 Batty., 10 months	85	2,480	29.3	JUTOOR ...	XXI Brigade, 7 Battery (9 ms.)	80	1,357	17.0
MUTTRA ...	10th Hussars	458	9,104	19.9	MURREE HILLS ...	1-17th Regiment	899	16,006	17.8
AGRA ...	59th Regiment	877	13,498	15.4		XIII Brigade, 6 Battery	93	1,691	18.2
	XIX Brigade, A Battery	155	3,262	21.0					
	XXI Brig., 5 Batty. 10 months	85	1,714	20.2					
MOBAR ...	54th Regiment	851	19,732	22.0					
	A Brig., E Batty. 11 months	123	1,011	8.2					
	XIX Brigade, B Battery	152	2,462	16.2					
	XXI Brig., 1 Batty. 10 months	94	1,535	16.3					
GWALIOR, FORTRESS ...	XXI Brig. 2 Batty., 10 months	72	2,106	30.1					
	Detachment, 63rd Regiment								
JHANSI ...	62nd Regiment, Head Quarters	825	17,776	21.5					
NOWGONG ...	Detachment, 63rd Regiment	164	2,655	16.2					
	XI Brigade, G Battery								
SATGUR ...	XI Brigade, F Battery	160	2,961	18.5					
	1-11th Regiment, Wing								
JUBBULPORE ...	1-11th Regiment, Wing	814	12,423	15.3					



MADRAS PRESIDENCY.					BOMBAY PRESIDENCY.				
STATION.	Regiment.	Average Strength for the Year.	Aggregate of the Number of Days spent in Hospital.	Average Number of Days per Man.	STATIONS.	Regiment.	Average Strength for the Year.	Aggregate of the Number of Days spent in Hospital.	Average Number of Days per Man.
SECUNDERABAD ...	2-16th Regiment (9½ months).	891	13,819	15.5	NUSSEERABAD ...	68th Regiment	865	16,713	19.3
	44th Regiment	820	18,192	22.2		IV Brigade, G Battery	160	4,954	33.0
	16th Lancers (11 months)	424	4,832	11.4	NEMUCH ...	IV Brigade, E Battery	189	4,545	28.6
	C Brigade, B Battery	156	4,607	29.5	MHOW ...	108th Regiment (11 months).	782	10,341	14.0
	V Brigade, No. 2 Battery	97	2,268	23.4		3rd Hussars	444	12,361	27.6
	IX Brigade, A Battery	151	3,380	22.4		C Brigade, E Battery	138	3,106	22.5
	XX Brigade, F Battery	152	2,806	18.5		VI Brigade, 4 Battery	81	1,854	22.9
KAMPTEE ...	33rd Regiment	893	17,000	19.7	DEESA ...	83rd Regiment	894	13,036	14.6
	XX Brigade, E Battery	141	3,644	25.8		IV Brigade, B Battery	159	3,533	22.2
	XX Brigade, G Battery	156	4,168	26.7	AMHEDABAD ...	IV Brigade, F Battery	170	2,483	14.6
BELLARY ...	43rd Regiment	877	20,133	23.0	KURACHUR ...	56th Regiment	782	12,620	16.1
	XX Brigade, B Battery	157	1,065	10.6		IX Brigade, B Battery	164	3,498	21.3
BANGALORE ...	45th Regiment	857	9,056	11.6	HYDERABAD ...	IV Brigade, D Battery	162	3,892	24.0
	14th Hussars (11 months)	431	7,037	18.4	ADEN ...	55th Regiment (10½ months).	624	6,800	13.0
	42nd Company, E. Engineers	28	...	...		VI Brigade, 2 Battery	79	1,136	14.4
	C Brigade, C Battery	167	4,178	25.0		VI Brigade, 3 Battery	85	1,492	17.5
	IX Brigade, C Battery	149	2,962	20.1		VI Brigade, 5 Battery	77	1,545	20.1
	XX Brigade, D Battery	149	2,364	16.1	BOMBAY ...	VI Brigade, 1 Battery	91	2,024	22.2
CANNANORE ...	48th Regiment	867	11,209	12.9		VI Brigade, 6 Battery	80	2,543	31.4
	V Brigade, 6 Battery	84	1,642	19.5	AMHEDNAGAR ...	1-2nd Regiment	885	17,660	20.0
TRICHINOPOLY ...	IX Brigade, D Battery	157	5,654	36.0		IX Brigade, F Battery	162	2,669	16.7
ST. THOMAS' MOUNT	V Brigade, 4 Battery	106	2,082	19.7	POONA ...	2-15th Regiment	896	13,365	14.9
	XX Brigade, A Battery	160	2,703	16.9		60th Regiment	851	13,104	15.4
	XX Brigade, C Battery	151	4,294	28.4	KIRKEE ...	C Brigade, D Battery	145	3,816	26.3
MADRAS ...	67th Regiment	901	12,371	13.9		IV Brigade, A Battery	166	3,526	21.2
BANGCOON ...	1-21st Regiment	814	14,691	17.3		IX Brigade, E Battery	172	3,089	18.0
	V Brigade, 5 Battery	78	1,253	16.1		Sappers and Miners	40	42	...
	VI Brigade, 7 Battery	88	2,201	25.0	BELGAUM ...	2-7th Regiment	881	14,128	16.0
TOUNGGOO ...	89th Regiment, Wing	291	7,236	24.9		IV Brigade, C Battery	159	3,966	24.9
	V Brigade, 1 Battery	88	3,134	35.6					
	V Brigade, 7 Battery	91	2,508	27.6					
THAYETMYO ...	89th Regiment, Head Qrs.	558	11,746	21.1					
	IX Brigade, G Battery	159	2,856	18.0					
Aggregate of Hospital Diets (Days in Hospital) derived from the Weekly Returns of 1876					Army of Bengal ... 776,708 Days per man ... 21.2				
					" " Madras ... 223,769 " ... 20.3				
					" " Bombay ... 199,035 " ... 19.4				
					Army of India ... 1,199,532 " ... 20.7				
The Number of Diets shown in this Table is 1,139,681. Regiments and Batteries present for short periods during 1876 are not shown here. But beside this source of discrepancy, it is evident that in some instances the diets of men absent at Convalescent Depôts and elsewhere, have not been included in the annual statement furnished.									

EUROPEAN TROOPS, 1876.

## XXIII.

*DISTRIBUTION of the EUROPEAN ARMY of the BENGAL PRESIDENCY on 30th June 1876.*

STRENGTH OF THE ARMY OF BENGAL ON 30TH JUNE 1876 ... 36,649.							
ARTILLERY.		STATION.	STRENGTH.	INFANTRY.		STATION.	STRENGTH.
A Horse Brigade, Head-Quarters		Umballa	7	1st Regiment, 2nd Battalion		Meean Meer	514
A Battery		Umballa	131			Fort Lahore	154
B "		Lucknow	137			Ranikhet	143
C "		Umballa	143	3rd " 1st "		Cawnpore	663
D "		Meerut	132	5th " 1st "		Allahabad	583
E "		Morar	146			Fort Allahabad	146
C Horse Brigade, A Battery		Meerut	148			Chunar	65
F Horse Brigade, Head-Quarters		Peshawar	4	6th " 1st "		Roorkee	393
A Battery		Meean Meer	129			Delhi	364
B "		Peshawar	118	8th " 1st "		Peshawar	753
C "		Sialkot	143			Cherit	106
E "		Campbellpore	140	9th " 2nd "		Rawal Pindi	655
F "		Rawalpindi	121	11th " 1st "		Jubbulpore	559
8th Brigade, Head-Quarters		Meerut	7			Saugor	211
A Battery		Jullundur	134	12th " 2nd "		Fort William	833
B "		Meerut	137	14th " 1st "		Sitapur	464
C "		Mooltan	180			Benares	332
D "		Meean Meer	126	17th " 1st "		Murree Hills	843
E "		Ferozepore	132	18th " 1st "		Bareilly	633
F "		Meerut	128			Moradabad	216
G "		Rawalpindi	115	19th " 2nd "		Ranikhet	865
H "		Peshawar	105	22nd " 2nd "		Ranikhet	420
11th Brigade, Head-Quarters		Barrackpore	7			Shahjahanpur	481
A Battery		Barrackpore	131	25th " 1st "		Fyzabad	828
B "		Barrackpore	133	34th " "		Ferozepore	806
C "		Dinapore	136	39th " "		Dagshai	1,007
D "		Benares	140	40th " "		Dum-Dum	646
E "		Allahabad	133			Barrackpore	169
F "		Saugor	153	51st " "		Peshawar	476
G "		Nowgong	167			Cherit	268
13th Brigade, Head-Quarters		Meean Meer	7			Campbellpore	19
1 Battery		Govindgarh	84	54th " "		Morar	769
2 "		Meean Meer	71	59th " "		Agra	787
3 "		Attock	68	2-60th " "		Meerut	550
4 "		Peshawar	54			Fatehgarh	262
5 "		Ferozepore	75	62nd " "		Chakrata	878
6 "		Murree Hills	87	63rd " "		Jhansi	404
7 "		Fort William	75			Gwalior Fortress	251
19th Brigade, Head-Quarters		Lucknow	6			Nowgong	124
A Battery		Agra	141	65th " "		Lucknow	792
B "		Morar	133	70th " "		Nowshera	269
C "		Bareilly	151			Cherit	252
D "		Fyzabad	142			Attock	101
E "		Sitapur	136	72nd " "		Sialkot	462
F "		Cawnpore	141			Amritsar & Govindgarh	249
G "		Lucknow	147			Murree Hills	101
21st Brigade, Head-Quarters		Morar	7	73rd " "		Subathu	828
1 Battery		Morar	86	81st " "		Jullundur	671
2 "		Gwalior Fortress	85			Dharmasila	117
3 "		Allahabad	86			Kangra	52
4 "		Lucknow	82	85th " "		Lucknow	783
5 "		Agra	82	92nd " "		Mooltan	681
6 "		Delhi	85			Dera Ismail Khan	100
7 "		Jutogh	80	100th " "		Dinapore	719
Artillery Detachments		Cherit	49			Hazaribagh	101
41st Company, Royal Engineers		Roorkee	53	4th Battalion, Rifle Brigade		Umballa	578
Artillery Details		Lucknow	7			Solan	340
5th Brigade, 3rd Battery		Fort William	18	General Detachments		Murree	330
				CONVALESCENT DEPOTS		Pachmarhi	60
						Darjeeling	263
						Naini Tal	323
CAVALRY.						Landour	227
4th Hussars		Rawalpindi	323			Kasauli	547
9th Lancers		Sialkot	415			Dalhousie	389
10th Hussars		Muttra	421			Murree	434
11th "		Umballa	399			Deohali	14
13th "		Lucknow	407	BOMBAY DEPOT		Lucknow	40
15th "		Meerut	403	MILITARY PRISON			



*DISTRIBUTION of the EUROPEAN ARMY of MADRAS and BOMBAY on 30th June 1876.*

STRENGTH OF THE ARMY OF MADRAS ON 30th JUNE 1876 ... 11,117.			STRENGTH OF THE ARMY OF BOMBAY ON 30th JUNE 1876 ... 10,203.		
	STATION.	STRENGTH.		STATION.	STRENGTH.
<b>ARTILLERY.</b>			<b>ARTILLERY.</b>		
C Horse Brig., Head-Quarters & Details	Bangalore	41	C Horse Brigade, D Battery	Kirkee	130
B Battery	Secunderabad	133	E "	Mhow	123
C "	Bangalore	145	4th Brigade, A Battery	Kirkee	159
5th Brigade, Head-Quarters	St. Thomas' Mount	8	B "	Deesa	155
1 Battery	Toongoo	85	C "	Belgaum	153
2 "	Secunderabad	91	D "	Hyderabad	143
4 "	St. Thomas' Mount	52	E "	Neemuch	154
5 "	Rangoon	76	F "	Ahmedabad	170
6 "	Cannanore	78	G "	Nusserabad	132
7 "	Toongoo	72	6th Brigade, 1 Battery & Head-Quarters	Bombay	84
6th Brigade, 7 Battery	Rangoon	45	2 "	Aden	80
" " Detachment	Thayetmyo	36	3 "	Aden	81
9th Brigade, A Battery	Secunderabad	147	4 "	Mhow	73
C "	Bangalore	145	5 "	Aden	71
D "	Trichinopoly	141	6 "	Bombay	75
G "	Thayetmyo	157	9th Brigade, Head-Quarters	Kirkee	7
20th Brigade, Head-Quarters	Secunderabad	10	B Battery	Kurrachee	137
A Battery	St. Thomas' Mount	137	E "	Kirkee	91
B "	Bellary	153	" "	Baroda	67
C "	St. Thomas' Mount	131	F "	Ahmednagar	151
D "	Bangalore	143	Sappers and Miners	Kirkee	41
E "	Kamptee	129			
F "	Secunderabad	142			
G "	Kamptee	133			
<b>CAVALRY.</b>			<b>CAVALRY.</b>		
14th Hussars	Bangalore	428	3rd Hussars	Mhow	423
16th Lancers	Secunderabad	350			
<b>INFANTRY.</b>			<b>INFANTRY.</b>		
2-16th Regiment	Secunderabad	781	1-2nd Regiment	Ahmednagar	368
1-21st "	Rangoon	620	" "	Satara	156
" "	Port Blair	134	" "	Bombay	327
33rd "	Kamptee	641	2-7th "	Belgaum	812
" "	Seetabuldee	48	2-15th "	Poona	879
43rd "	Bellary	744	55th "	Aden	533
44th "	Secunderabad	703	56th "	Kurrachee	596
45th "	Bangalore	720	" "	Hyderabad	222
" "	Trichinopoly	108	66th "	Poona	829
48th "	Cannanore	625	68th "	Nusserabad	512
" "	Calicut	109	" "	Neemuch	250
" "	Mallapooram	95	83rd "	Deesa	506
67th "	Madras	602	" "	Ahmedabad	107
" "	St. Thomas' Mount	154	" "	Baroda	148
89th "	Thayetmyo	406	" "	Mount Aboe	97
" "	Toongoo	338	108th "	Mhow	648
Details of Infantry, Artillery, &c.	Madras	61	" "	Indore	85
Men temporarily attached to other Regts.		39	Men temporarily attached to other Regiments		32
CONVALESCENT DEPOTS	Poonamallee	123	DEPOTS.	Purandhar	101
" "	Ramandroog	79	" "	Mount Aboe	20
" "	Wellington	496	" "	Taraghar (Ajmere)	65
" "	Pachmarhi	140	" "	Ghizree	39
			" "	Colaba	11
			" "	Deolali	110





WOMEN AND CHILDREN OF EUROPEAN  
REGIMENTS, 1876.

WOMEN AND CHILDREN OF EUROPEAN REGIMENTS. 1876.

I.

TABLE showing the SICKNESS and MORTALITY among the WOMEN of the EUROPEAN REGIMENTS composing the ARMY of INDIA during the Year 1876, and the prevalence of the principal Diseases in each Month of the Year.

MONTHS.	Average Strength.	Average Number Daily Sick.	Number Daily Sick per 1,000 of Strength.	Number of Deaths in each Month.	Death-rate of the Year per 1,000 of Strength.	CAUSES OF DEATHS.															
						Cholera.	Smallpox.	Enteric Fever.	Fevers, Intermittent.	Fevers, Remittent and Continued.	Apoplexy.	Dysentery.	Diarrhoea.	Hepatitis.	Phthisis Pulmonalis.	Respiratory Diseases.	Heart Diseases.	Atrophy and Anæmia.	Childbirth and Abortion.	All other Causes.	
January	6,048	139	23.0	8	...	...	...	1	...	1	...	1	1	...	1	1	1	1	1	1	
February	6,193	139	22.4	8	...	...	...	...	...	...	...	...	4	...	1	...	...	...	...	...	
March	6,257	159	25.4	6	...	...	1	...	...	1	...	...	...	...	...	1	...	12	1	1	
April	6,328	193	30.5	8	...	1	...	...	...	...	12	1	1	...	1	...	1	1	1	1	
May	6,627	212	35.2	16	...	12	...	1	...	12	...	12	12	...	1	...	1	1	1	4	
June	5,996	216	36.0	16	...	1	...	...	...	4	...	12	12	...	...	...	...	3	...	...	
July	5,976	240	40.2	9	...	12	...	...	12	12	...	1	1	...	1	...	...	1	1	1	
August	5,969	270	45.2	15	...	...	1	...	1	...	12	12	1	...	...	...	...	12	1	1	
September	5,986	297	44.6	16	...	5	...	...	...	12	12	1	1	...	1	...	12	3	1	1	
October	6,010	234	38.9	10	...	1	...	...	...	12	...	1	1	...	1	...	12	3	1	1	
November	5,971	180	30.1	3	...	1	...	...	...	...	...	1	1	...	1	...	...	...	...	...	
December	5,836	149	25.5	11	...	...	1	...	...	1	...	2	1	...	1	...	...	3	1	1	
						18	1	4	...	12	9	13	7	5	11	7	5	5	16	13	
						Died per 1,000 of Strength.															
For the year	6,050	200	33.1	126	20.83	2.98	.17	.66	1.98	1.49	2.15	1.15	.83	1.82	1.15	.83	.83	2.64	2.15	2.15	

CAUSES OF ADMISSIONS.	NUMBER OF ADMISSIONS INTO HOSPITAL IN EACH MONTH.												Total Admitted during the Year.	Admitted per 1,000 of Strength.	Died out of each hundred treated.														
	Jan.	Feb.	March.	April.	May.	June.	July.	Aug.	Sept.	Oct.	Nov.	Dec.																	
	Cholera	...	...	...	3	3	2	2	11	4	1	1				...	27	4.5	66.67										
Smallpox	...	3	1	...	1	...	1	...	...	...	...	2	8	1.3	12.50														
Dengue	...	...	...	...	...	3	2	...	19	10	1	1	36	6.0	...														
Enteric Fever	1	1	...	1	1	1	1	2	...	1	...	...	9	1.5	44.44														
Intermittent Fever	39	56	51	43	76	68	71	98	121	175	109	62	969	160.0	...														
Remittent and Continued Fevers	24	20	30	54	63	89	61	52	72	94	52	38	649	107.3	1.85														
Apoplexy	1	1	1	...	2	4	3	...	...	1	...	...	13	2.2	69.23														
Dysentery	7	7	8	13	14	14	16	25	29	15	9	10	167	27.6	7.78														
Diarrhoea	16	17	18	27	29	18	34	63	29	23	17	8	299	49.4	2.34														
Hepatitis	6	6	11	13	20	10	9	14	14	20	8	5	136	22.5	3.68														
Spleen Disease	3	1	1	...	2	3	5	1	...	...	3	1	22	3.6	...														
Respiratory Diseases	15	24	20	21	28	15	13	20	18	19	16	11	220	36.4	3.18														
Phthisis Pulmonalis	2	4	3	1	1	6	4	4	...	6	5	5	41	6.8	26.83														
Debility and Anæmia	71	83	123	162	193	149	154	232	153	142	93	70	1,625	268.6	31														
Rheumatism	6	12	11	6	9	11	16	17	3	9	12	8	119	19.7	...														
Eye Diseases	10	4	5	24	20	12	19	86	55	23	7	7	272	45.0	...														
Childbirth	...	...	...	...	...	...	...	...	...	...	...	...	...	...	...														
Abortion	10	8	6	8	8	11	4	11	6	14	2	10	98	16.2	1.92														
Diseases peculiar to Women	19	19	14	24	27	20	20	24	27	19	14	20	247	40.8	2.43														
Abscess and Ulcer	3	10	8	11	12	14	22	16	7	16	7	12	138	22.8															
Injuries	8	2	14	5	8	1	5	5	2	3	2	3	58	9.6															
All other Causes	18	15	28	29	34	24	36	31	27	27	15	14	298	49.2															
												259	293	353	447	551	475	408	712	585	618	373	287	5,451					
																Admitted per 1,000 of the Average Strength in each Month.													
																42.8	47.3	56.4	70.6	91.4	70.2	83.3	119.3	97.7	102.8	62.5	49.2	90.0	



# WOMEN AND CHILDREN OF EUROPEAN REGIMENTS, 1876.

## II.

TABLE showing the SICKNESS and MORTALITY among the CHILDREN of the EUROPEAN REGIMENTS composing the ARMY of INDIA during the Year 1876, and the prevalence of the principal Diseases in each Month of the Year.

MONTHS.	Average Strength.	Average Number Daily Sick.	Number Daily Sick per 1,000 of Strength.	Number of Deaths in each Month.	Death-rate of each Month per 1,000 of Strength.	CAUSES OF DEATHS.																			
						Cholera.	Smallpox.	Measles.	Hooping Cough.	Scarlet Fever.	Enteric Fever.	Intermittent Fevers.	Remittent and Continued Fevers.	Apoplexy.	Dentition.	Convulsions.	Meningitis and Hydrocephalus.	Tuberc. Mesenterica.	Phthisis Pulmonalis.	Dysentery.	Diarrhoea.	Anaemia and Atrophy.	Bronchitis and Pneumonia.	Croup and Diphtheria.	All other Causes.
						19	...	27	5	...	1	4	33	1	87	118	19	36	4	31	121	69	42	14	33
January	11,802	427	19.2	34	2.88	...	...	...	...	...	...	1	...	3	7	...	...	1	1	...	10	...	...	...	
February	11,550	425	19.0	29	2.43	...	...	...	...	...	...	1	...	3	...	...	...	...	...	...	...	...	...	...	
March	12,281	267	21.7	43	3.50	...	...	...	...	...	...	...	...	...	...	...	...	...	...	...	...	...	...	...	
April	12,134	330	27.2	59	4.86	...	...	...	...	...	...	...	...	...	...	...	...	...	...	...	...	...	...	...	
May	11,789	372	31.7	83	7.07	...	...	...	...	...	...	...	...	...	...	...	...	...	...	...	...	...	...	...	
June	11,782	367	31.1	58	4.92	...	...	...	...	...	...	...	...	...	...	...	...	...	...	...	...	...	...	...	
July	11,766	393	33.4	61	5.18	...	...	...	...	...	...	...	...	...	...	...	...	...	...	...	...	...	...	...	
August	11,780	519	44.1	105	8.91	...	...	...	...	...	...	...	...	...	...	...	...	...	...	...	...	...	...	...	
September	11,877	472	39.7	74	6.23	...	...	...	...	...	...	...	...	...	...	...	...	...	...	...	...	...	...	...	
October	12,008	379	31.6	54	4.50	...	...	...	...	...	...	...	...	...	...	...	...	...	...	...	...	...	...	...	
November	11,907	309	26.0	36	3.02	...	...	...	...	...	...	...	...	...	...	...	...	...	...	...	...	...	...	...	
December	11,550	208	18.0	28	2.42	...	...	...	...	...	...	...	...	...	...	...	...	...	...	...	...	...	...	...	
For the year	11,882	340	28.6	661*	55.88	1.09	...	2.27	.42	...	.09	3.11	.09	7.32	9.93	1.60	3.03	.34	2.61	10.18	5.81	3.53	1.18	2.77	

CAUSES OF ADMISSIONS.	NUMBER OF ADMISSIONS INTO HOSPITAL IN EACH MONTH.												Total Admitted during the Year.	Admitted per 1,000 of Strength.	Died out of each hundred treated.
	Jan.	Feb.	March.	April.	May.	June.	July.	Aug.	Sept.	Oct.	Nov.	Dec.			
	...	...	...	...	...	...	...	...	...	...	...	...			
Cholera	...	...	1	3	2	...	3	12	...	5	...	...	26	2.2	73.08
Smallpox	...	2	...	1	...	...	...	...	...	...	...	...	3	...	...
Dysentery	...	...	...	...	...	...	...	...	10	...	...	...	19	1.6	...
Measles	14	36	91	59	127	78	46	24	7	50	34	20	589	49.6	4.58
Hooping Cough	...	9	...	...	2	13	15	...	...	...	...	...	87	7.3	5.75
Scarlet Fever	...	...	1	1	...	...	...	1	...	...	...	...	4	...	...
Enteric Fever	...	...	...	...	...	...	...	...	...	...	...	...	...	...	...
Intermittent Fevers	41	63	58	46	63	49	73	94	90	193	159	69	1,010	85.0	8.33
Remittent and Continued Fevers	27	33	53	66	104	102	79	88	85	136	104	47	921	77.5	3.58
Apoplexy	...	...	...	...	...	...	...	...	...	...	...	...	6	...	16.67
Dysentery	10	10	6	29	16	8	17	47	29	25	21	5	223	18.8	13.99
Diarrhoea	31	33	63	92	108	82	127	194	91	75	48	28	972	81.8	12.45
Hepatitis	2	...	1	...	2	2	2	...	...	3	...	...	18	1.5	...
Splenic Disease	1	...	1	1	...	5	...	4	1	1	3	1	18	1.5	...
Respiratory Diseases	45	67	38	57	57	44	34	42	44	76	40	31	577	48.6	9.71
Eye Diseases	46	32	52	83	64	58	108	509	282	107	22	12	1,375	115.7	...
Anaemia and Debility	72	76	62	77	97	82	76	100	66	89	70	59	920	77.9	7.45
Tubercular Diseases	6	7	9	9	13	3	9	15	10	6	8	4	99	8.3	40.40
Meningitis and Hydrocephalus	1	...	1	...	6	3	...	7	1	1	4	3	27	2.3	70.37
Convulsions	10	8	14	18	19	20	9	23	12	22	9	7	171	14.4	69.00
Dentition	31	25	31	46	62	42	47	78	53	31	39	19	594	42.4	17.20
Abscess and Ulcer	12	13	13	9	33	17	22	18	18	26	6	8	195	16.4	...
Injuries	22	18	15	18	11	29	8	29	16	14	11	9	191	16.2	3.77
All other Causes	44	51	47	48	48	45	36	44	36	38	23	30	490	41.2	...
419	483	563	677	831	675	715	1,343	872	911	606	368	...	8,403	...	...
Admitted per 1,000 of the Average Strength in each Month.															
36.5	49.4	45.8	55.8	70.8	57.3	60.8	114.0	73.3	75.9	50.9	31.9	...	71.23	...	...

\* Excluding 36 deaths, which appear in the Regimental Returns, of still-born children and premature children who survived their birth for a short time.



# WOMEN AND CHILDREN OF EUROPEAN REGIMENTS, 1876.

## III.

TABLE showing the SICKNESS and MORTALITY among the WOMEN of the EUROPEAN REGIMENTS serving in the BENGAL PRESIDENCY during the Year 1876, and the prevalence of the principal Diseases in each Month of the Year.

MONTHS.	Average Strength.	Average Number Daily Sick.	Number Daily Sick per 1,000 of Strength.	Number of Deaths in each Month.	Death-rate of the Year per 1,000 of Strength.	CAUSES OF DEATHS.														
						Cholera.	Smallpox.	Enteric Fever.	Fevers, Intermittent.	Fevers, Remittent and Continued.	Apoplexy.	Dysentery.	Diarrhea.	Hepatitis.	Phthisis Pulmonalis.	Respiratory Diseases.	Heart Disease.	Atrophy and Anæmia.	Childbirth and Abortion.	All other Causes.
January	3,542	82	23.1	4	...	...	...	...	...	...	...	...	1	1	...	...	1	1	...	
February	3,611	93	25.8	7	...	...	...	...	...	...	...	1	...	1	4	...	...	...	1	
March	3,704	101	27.2	4	...	...	...	1	...	...	...	...	...	...	...	...	...	1	1	
April	3,752	121	32.2	5	...	...	...	...	...	1	1	1	1	1	...	1	...	1	1	
May	3,469	133	38.3	8	...	1	...	1	...	1	...	...	...	...	...	...	...	2	2	
June	3,457	138	39.9	14	...	1	...	...	...	3	3	2	...	...	1	...	...	2	2	
July	3,425	167	48.8	6	...	1	...	...	...	2	2	...	...	...	...	...	...	1	1	
August	3,609	180	52.8	9	...	3	...	...	...	1	...	...	...	1	...	...	...	1	1	
September	3,424	189	55.2	11	...	1	...	...	...	...	2	1	1	1	...	...	2	3	...	
October	3,467	147	42.4	6	...	1	...	...	...	1	...	...	1	2	...	1	...	...	...	
November	3,384	112	33.1	1	...	...	...	...	...	...	...	...	1	...	...	...	...	...	...	
December	3,328	91	27.3	5	...	...	...	...	...	...	2	...	...	1	...	...	...	1	1	
						8	...	2	...	8	6	9	3	5	9	5	3	3	10	9
Died per 1,000 of Strength.																				
For the year	3,498	129	36.9	80	22.87	2.29	...	.57	2.29	1.72	2.57	.86	1.43	2.57	1.43	.86	.86	2.85	2.57	

CAUSES OF ADMISSIONS.	NUMBER OF ADMISSIONS INTO HOSPITAL IN EACH MONTH.												Total Admitted during the Year.	Admitted per 1,000 of Strength.	Died out of each hundred treated.
	Jan.	Feb.	March.	April.	May.	June.	July.	Aug.	Sept.	Oct.	Nov.	Dec.			
Cholera	...	...	...	...	1	2	1	7	2	1	...	...	14	4.0	57.14
Smallpox	...	...	...	...	1	...	1	...	...	...	...	...	2	.6	...
Dysentery	...	...	...	...	...	3	1	...	19	10	...	...	33	9.5	...
Enteric Fever	...	1	...	...	1	1	1	...	...	...	...	...	4	1.1	50.00
Intermittent Fever	27	41	31	22	46	50	47	72	99	133	87	40	690	197.3	...
Remittent and Continued Fevers	12	14	18	23	40	62	49	31	50	72	30	15	416	118.9	1.92
Apoplexy	...	...	1	...	...	3	3	...	...	1	...	...	8	2.3	75.00
Dysentery	1	3	6	9	12	8	3	12	20	20	9	...	96	27.4	9.38
Diarrhoea	6	9	11	15	15	12	20	49	22	20	10	...	185	52.9	1.62
Hepatitis	2	3	7	8	11	7	6	12	5	7	4	4	76	21.7	6.58
Spleen Disease	...	1	...	...	...	2	3	4	1	...	2	1	14	4.0	...
Respiratory Diseases	14	20	14	17	18	10	9	16	9	11	7	8	153	43.7	3.27
Phthisis Pulmonalis	1	3	2	...	...	2	3	3	...	5	2	2	23	6.6	39.13
Debility and Anæmia	42	49	62	97	120	93	93	136	100	80	51	36	949	274.2	3.1
Rheumatism	3	7	5	4	8	5	11	12	1	5	6	5	72	20.6	...
Eye Diseases	6	2	2	20	19	9	12	56	42	9	3	3	183	52.3	...
Childbirth	...	...	...	...	...	...	...	...	...	...	...	...	...	...	...
Abortion	5	6	5	5	5	6	4	8	3	9	2	5	63	18.0	1.59
Diseases peculiar to Women	7	13	10	16	10	10	12	10	14	11	5	10	128	36.6	...
Abscess and Ulcer	...	4	3	4	10	4	13	10	4	8	4	6	70	20.0	2.99
Injuries	6	1	7	1	3	...	2	3	1	...	1	2	27	7.7	...
All other Causes	11	12	20	16	23	12	19	22	17	12	3	10	177	50.6	...
	143	180	204	257	345	302	314	451	408	403	220	157	3,393		
Admitted per 1,000 of the Average Strength in each Month.															
	40.4	52.3	55.1	68.5	99.5	87.4	91.7	132.3	119.1	116.2	65.0	47.1	979.0		



# WOMEN AND CHILDREN OF EUROPEAN REGIMENTS, 1876.

## IV.

TABLE showing the SICKNESS and MORTALITY among the CHILDREN of the EUROPEAN REGIMENTS serving in the BENGAL PRESIDENCY during the Year 1876, and the prevalence of the principal Diseases in each Month of the Year.

MONTHS.	Average Strength.	Average Number Daily Sick.	Number Daily Sick per 1,000 of Strength.	Number of Deaths in each Month.	Death-rate of each Month per 1,000 of Strength.	CAUSES OF DEATHS.																			
						Cholera.	Smallpox.	Measles.	Whooping Cough.	Scarlet Fever.	Euteric Fever.	Intermittent Fevers.	Remittent and Continued Fevers.	Apoplexy.	Dentition.	Convulsions.	Meningitis and Hydrocephalus.	Tubercular Disease.	Phthisis Pulmonalis.	Dysentery.	Diarrhoea.	Anaemia and Atrophy.	Bronchitis and Pneumonia.	Croup and Diphtheria.	All other Causes.
January	6,741	138	20.5	25	3.71	...	...	...	...	...	...	1	...	1	6	...	1	1	1	1	3	...	...	3	
February	6,876	151	22.0	17	2.47	...	...	3	1	...	...	...	...	1	2	...	1	...	...	...	4	3	...	1	
March	7,028	100	14.2	27	3.84	1	...	8	...	...	...	...	...	...	4	...	1	...	...	...	1	4	3	...	
April	6,843	201	29.4	30	4.39	...	...	12	...	...	...	...	...	1	6	...	3	...	...	...	4	12	4	...	
May	6,454	246	38.1	52	8.06	1	...	3	...	...	...	...	...	9	9	1	2	...	...	...	11	12	1	...	
June	6,460	253	39.3	36	5.59	...	...	12	1	...	...	...	...	4	11	2	...	1	1	1	11	13	...	...	
July	6,436	254	39.5	34	5.28	3	...	12	1	...	...	...	...	2	3	...	4	...	...	...	11	13	...	...	
August	6,451	350	54.3	54	8.37	3	...	1	...	...	...	...	...	6	12	3	...	...	...	...	16	16	...	...	
September	6,520	332	50.9	42	6.44	...	...	1	...	...	...	...	...	10	3	...	...	...	...	...	16	16	...	...	
October	6,616	261	39.5	36	5.44	4	...	...	...	...	...	2	3	1	3	7	1	1	1	1	6	5	...	...	
November	6,450	117	18.1	26	4.03	...	...	...	...	...	...	4	4	...	2	3	1	...	...	...	5	5	...	...	
December	6,362	123	19.3	16	2.51	...	...	...	...	...	...	1	1	...	1	3	2	...	...	...	1	1	...	...	
						12	...	21	4	...	...	3	22	1	40	69	10	18	3	16	81	47	24	7	17
Died per 1,000 of Strength.																									
For the year	6,602	224	33.9	395	59.83	1.82	...	3.18	.61	...	...	3.80	.15	6.66	10.45	1.31	2.73	.45	2.42	12.27	7.12	3.63	1.06	2.57	

CAUSES OF ADMISSIONS.	NUMBER OF ADMISSIONS INTO HOSPITAL IN EACH MONTH.												Total Admitted during the Year.	Admitted per 1,000 of Strength.	Died out of each hundred treated.
	Jan.	Feb.	March.	April.	May.	June.	July.	Aug.	Sept.	Oct.	Nov.	Dec.			
Cholera	...	...	1	...	1	...	3	5	...	5	...	...	15	23	80.00
Smallpox	...	...	...	...	...	...	...	...	...	...	...	...	...	...	...
Dysentery	...	...	...	...	...	...	...	...	...	...	...	...	17	26	...
Measles	14	31	49	45	109	64	46	29	3	28	28	20	437	69.2	4.00
Whooping Cough	1	7	2	9	1	11	11	2	2	...	...	...	46	7.0	8.79
Scarlet Fever	...	...	...	1	...	...	...	1	...	...	...	...	2	3	...
Euteric Fever	...	...	...	1	...	...	...	1	...	...	...	...	4	6	...
Intermittent Fevers	30	34	39	32	48	34	43	55	76	144	118	45	689	104.4	44
Remittent and Continued Fevers	16	17	22	33	68	69	48	61	57	103	75	18	590	89.4	3.73
Apoplexy	...	...	...	1	...	...	3	...	1	...	...	...	5	8	20.00
Dysentery	7	3	3	16	9	4	7	21	15	11	13	2	111	16.8	14.41
Diarrhoea	21	11	41	63	67	54	71	128	73	55	27	19	630	95.4	12.85
Hepatitis	1	...	...	...	1	1	1	...	1	1	...	...	6	9	...
Splenic Disease	...	...	...	1	...	5	...	3	...	...	1	...	12	1.8	...
Respiratory Diseases	31	48	22	40	36	21	19	19	24	40	22	17	339	51.3	9.14
Eye Diseases	20	11	31	61	56	44	62	377	204	59	12	5	942	142.7	...
Anaemia and Debility	45	48	32	44	60	54	42	63	43	57	42	27	556	84.2	8.45
Tubercular Diseases	4	3	7	8	6	1	2	8	3	2	8	1	53	8.0	39.62
Meningitis and Hydrocephalus	1	...	...	...	1	3	...	5	...	1	3	2	16	2.4	62.50
Convulsions	7	2	9	7	13	15	5	15	6	18	7	3	102	15.5	67.65
Dentition	20	15	9	29	36	26	24	39	29	18	25	5	272	41.2	14.71
Abscess and Ulcer	9	2	6	3	9	7	9	11	12	13	3	4	88	13.3	...
Injuries	15	8	4	13	5	12	5	9	10	7	4	4	96	14.5	...
All other Causes	24	31	27	27	19	27	16	23	21	15	13	9	252	38.2	3.90
	265	271	295	414	545	452	418	869	591	579	399	182	5,300		
Admitted per 1,000 of the Average Strength in each Month.															
	39.3	39.4	42.0	63.4	84.4	70.2	64.9	134.7	90.6	87.5	61.8	28.6	802.8		



# WOMEN AND CHILDREN OF EUROPEAN REGIMENTS, 1876.

## V.

TABLE showing the SICKNESS and MORTALITY among the WOMEN of the EUROPEAN REGIMENTS serving in the MADRAS PRESIDENCY during the Year 1876, and the prevalence of the principal Diseases in each Month of the Year.

MONTHS.	Average Strength.	Average Number Daily Sick.	Number Daily Sick per 1,000 of Strength.	Number of Deaths in each Month.	Death-rate of the Year per 1,000 of Strength.	CAUSES OF DEATHS.														
						Cholera.	Smallpox.	Enteric Fever.	Fevers, Intermittent.	Remittent and Continued Fevers.	Apoplexy.	Dysentery.	Diarrhoea.	Hepatitis.	Phthisis Pulmonalis.	Respiratory Diseases.	Heart Disease.	Atrophy and Anæmia.	Childbirth and Abortion.	All other Causes.
January	1,380	23	16.7	2	...	...	...	1	...	1	...	...	...	...	...	...	...	...	...	...
February	1,420	22	15.5	1	...	...	...	...	...	...	1	...	...	...	...	...	...	...	...	...
March	1,380	25	18.1	1	...	...	...	...	...	...	...	...	...	...	...	...	...	1	...	...
April	1,422	41	28.8	2	...	1	...	...	...	...	1	...	...	...	...	...	...	...	...	...
May	1,415	40	28.3	4	...	...	...	...	...	1	...	...	...	...	...	...	...	1	...	...
June	1,403	40	28.5	...	...	...	...	...	...	...	...	...	...	...	...	...	...	...	...	...
July	1,433	43	30.0	...	...	1	...	...	...	...	...	1	...	...	...	...	...	...	...	...
August	1,435	52	36.2	5	...	...	...	1	...	...	...	1	...	...	...	...	...	...	...	...
September	1,433	36	25.1	5	...	...	...	...	...	...	...	...	1	...	...	...	...	...	1	...
October	1,435	45	32.1	1	...	...	...	...	...	...	...	...	...	...	...	...	...	...	...	1
November	1,411	32	22.2	1	...	1	...	...	...	...	...	...	...	...	...	...	...	...	...	...
December	1,404	28	19.9	3	...	...	...	...	...	1	...	...	...	...	...	...	...	...	2	...
						9	...	2	...	3	...	2	2	...	...	...	...	2	3	4
Died per 1,000 of Strength.																				
For the year	1,417	36	25.4	27	19.05	6.35	...	1.41	2.12	...	1.41	1.41	...	...	...	...	...	1.41	2.12	2.82

CAUSES OF ADMISSIONS.	NUMBER OF ADMISSIONS INTO HOSPITAL IN EACH MONTH.												Total Admitted during the Year.	Admitted per 1,000 of Strength.	Died out of each hundred treated.
	Jan.	Feb.	March.	April.	May.	June.	July.	Aug.	Sept.	Oct.	Nov.	Dec.			
Cholera	...	...	...	3	1	...	1	4	2	...	1	...	12	8.5	75.00
Smallpox	...	2	...	...	...	...	...	...	...	...	...	1	3	2.1	...
Dysentery	...	...	...	...	...	...	...	...	...	...	1	1	2	1.4	...
Enteric Fever	1	...	...	...	...	...	...	2	...	1	...	...	4	2.8	50.00
Intermittent Fevers	2	4	7	4	12	8	6	4	...	6	5	3	61	43.0	...
Remittent and Continued Fevers	4	5	11	25	15	18	11	14	9	12	4	7	135	95.3	22.22
Apoplexy	...	1	...	...	2	...	...	...	...	...	...	...	2	1.4	...
Dysentery	2	3	...	...	2	5	7	5	6	6	1	3	42	29.6	47.6
Diarrhoea	6	2	3	9	11	3	7	14	4	2	1	2	64	45.2	31.2
Hepatitis	1	2	2	4	5	2	2	2	7	11	2	...	49	28.2	...
Spleen Disease	1	...	...	...	...	...	...	...	...	...	...	...	1	...	...
Respiratory Diseases	...	2	3	...	4	...	2	...	6	5	2	...	30	21.2	...
Phthisis Pulmonalis	1	1	1	1	...	2	1	1	...	1	2	...	11	7.8	...
Debility and Anæmia	19	19	39	40	45	31	36	54	28	30	29	22	392	276.6	51
Rheumatism	1	3	6	1	1	3	4	5	1	2	3	1	31	21.9	...
Eye Diseases	...	...	1	2	...	3	7	27	7	9	3	2	61	43.1	...
Childbirth	...	...	...	...	...	...	...	...	...	...	...	...	...	...	...
Abortion	3	1	...	3	2	1	...	2	3	3	...	4	23	16.2	...
Diseases peculiar to Women	11	3	1	5	7	4	5	7	8	5	9	6	71	50.1	...
Abscess and Ulcer	2	4	2	3	...	6	3	6	2	4	1	...	33	23.3	...
Injuries	1	...	3	2	2	1	1	1	1	3	1	1	17	12.0	...
All other Causes	3	2	3	10	8	7	12	4	7	13	5	1	75	52.9	...
	58	54	83	116	116	96	105	154	91	113	70	54	1,110		
Admitted per 1,000 of the Average Strength in each Month.															
	42.0	38.0	60.1	81.6	82.0	68.4	73.2	107.3	63.5	78.7	48.6	38.4	78.3		



# WOMEN AND CHILDREN OF EUROPEAN REGIMENTS, 1876.

## VI.

TABLE showing the SICKNESS and MORTALITY among the CHILDREN of the EUROPEAN REGIMENTS serving in the MADRAS PRESIDENCY during the Year 1876, and the prevalence of the principal Diseases in each Month of the Year.

MONTHS.	Average Strength.	Average Number Daily Sick.	Number Daily Sick per 1,000 of Strength.	Number of Deaths in each Month.	Death-rate of each Month per 1,000 of Strength.	CAUSES OF DEATHS.																			
						Cholera.	Smallpox.	Measles.	Whooping Cough.	Scarlet Fever.	Euteric Fever.	Intermittent Fevers.	Remittent and Continued Fevers.	Apoplexy.	Dentition.	Convulsions.	Meningitis and Hydrocephalus.	Tuberc Mesenterica.	Phthisis Pulmonalis.	Dysentery.	Diarrhoea.	Anaemia and Atrophy.	Bronchitis and Pneumonia.	Croup and Diphtheria.	All other Causes.
January	2,873	33	11.5	4	1.49	...	...	...	...	...	...	...	...	...	...	...	...	...	...	...	...	...	...	...	...
February	2,820	33	11.7	9	3.19	...	...	...	...	...	...	...	1	...	...	4	...	...	...	...	...	...	...	...	1
March	2,858	44	15.4	10	3.46	...	...	...	...	...	...	...	...	...	...	...	1	...	...	...	...	...	...	...	...
April	2,806	55	19.0	23	7.93	...	...	...	...	...	...	...	...	...	...	...	...	...	...	...	...	...	...	...	...
May	2,802	51	17.6	21	7.26	...	...	...	...	...	...	...	1	...	...	3	4	4	...	...	...	...	...	...	...
June	2,928	53	18.1	11	3.76	...	...	...	...	...	...	...	1	...	...	1	5	5	...	...	...	...	...	...	...
July	2,941	75	25.5	21	7.14	...	...	...	...	...	...	...	1	...	...	5	5	...	...	...	...	...	...	...	...
August	2,940	80	27.2	32	10.88	...	...	...	...	...	...	...	4	...	...	4	4	1	3	...	...	...	...	...	...
September	2,963	52	17.5	13	4.39	...	...	...	...	...	...	...	...	...	...	1	4	...	...	...	...	...	...	...	...
October	2,984	52	17.4	9	3.02	...	...	...	...	...	...	...	...	...	...	1	1	1	3	...	...	...	...	...	...
November	3,016	30	12.9	3	.99	...	...	...	...	...	...	...	...	...	...	1	1	1	...	...	...	...	...	...	...
December	2,926	41	14.0	8	2.73	...	...	...	...	...	...	...	...	...	...	1	2	...	...	...	...	...	...	...	...
						7	...	6	1	...	...	...	5	...	24	34	7	14	1	8	21	14	8	6	8
Died per 1,000 of Strength.																									
For the year	2,920	51	17.5	164	56.16	2.40	...	2.00	.34	...	...	1.71	...	8.22	11.64	2.40	4.79	.31	2.74	7.19	4.79	2.74	2.06	2.74	...

CAUSES OF ADMISSIONS.	NUMBER OF ADMISSIONS INTO HOSPITAL IN EACH MONTH.												Total Admitted during the Year.	Admitted per 1,000 of Strength.	Died out of each hundred treated.
	Jan.	Feb.	March.	April.	May.	June.	July.	Aug.	Sept.	Oct.	Nov.	Dec.			
Cholera	...	...	...	3	...	...	...	7	...	...	...	...	10	3.4	70.00
Smallpox	...	...	...	1	...	...	...	...	...	...	...	...	2	.3	...
Dysentery	...	...	...	...	...	...	...	...	...	...	...	...	2	.7	...
Measles	...	4	44	14	15	14	...	4	4	22	6	...	127	43.5	4.72
Whooping Cough	...	2	1	...	...	...	2	6	5	6	4	9	35	12.0	2.86
Scarlet Fever	...	...	1	...	...	...	...	...	...	...	...	...	1	.3	...
Euteric Fever	...	...	...	...	...	2	...	...	...	...	...	1	3	1.0	...
Intermittent Fevers	1	1	3	7	2	4	3	6	1	3	9	2	42	14.4	...
Remittent and Continued Fevers	8	10	18	14	14	24	23	17	11	24	6	10	179	61.3	2.80
Apoplexy	...	...	...	...	...	...	...	1	...	...	...	...	1	.3	...
Dysentery	3	6	...	9	4	3	9	13	8	10	5	3	73	25.0	10.96
Diarrhoea	2	9	10	24	29	23	30	27	6	14	9	4	187	64.1	11.23
Hepatitis	...	...	1	...	1	...	...	2	...	2	...	...	6	2.1	...
Spleen Disease	...	...	...	...	...	...	...	...	...	...	2	...	2	.7	...
Respiratory Diseases	9	9	11	11	11	11	10	11	12	23	15	11	144	49.3	9.72
Eye Diseases	...	8	5	1	2	11	43	95	36	30	6	4	241	82.5	...
Anaemia and Debility	16	12	19	18	21	17	19	22	11	16	17	10	198	67.8	7.07
Tubercular Diseases	1	3	1	...	7	1	6	3	5	2	...	2	31	10.6	48.39
Meningitis and Hydrocephalus	...	...	1	...	5	...	...	2	...	...	1	...	9	3.1	77.78
Convulsions	1	5	3	9	5	3	3	7	5	6	1	2	50	17.1	68.00
Dentition	8	3	17	11	29	7	14	17	8	7	12	7	131	44.9	18.32
Abscess and Ulcer	2	8	5	3	15	3	5	5	...	10	1	1	61	20.9	...
Injuries	1	5	4	3	3	1	1	11	4	2	4	4	43	14.7	...
All other Causes	14	14	15	11	22	8	13	17	11	13	6	10	154	52.8	3.10
	66	99	159	139	176	132	181	273	130	190	104	82	1,731		
Admitted per 1,000 of the Average Strength in each Month.															
	23.0	33.1	55.6	48.0	60.9	45.1	61.5	92.9	43.9	63.7	34.5	28.0	59.28		



# WOMEN AND CHILDREN OF EUROPEAN REGIMENTS, 1876.

## VII.

*TABLE showing the SICKNESS and MORTALITY among the WOMEN of the EUROPEAN REGIMENTS serving in the BOMBAY PRESIDENCY during the Year 1876, and the prevalence of the principal Diseases in each Month of the Year.*

MONTHS.	Average Strength.	Average Number Daily Sick.	Number Daily Sick per 1,000 of Strength.	Number of Deaths in each Month.	Death-rate of the Year per 1,000 of Strength.	CAUSES OF DEATHS.														
						Cholera.	Smallpox.	Enteric Fever.	Intermittent Fevers.	Remittent and Continued Fevers.	Apoplexy.	Dysentery.	Diarrhoea.	Hepatitis.	Phthisis Pulmonalis.	Respiratory Diseases.	Heart Disease.	Atrophy and Anæmia.	Childbirth and Abortion.	All other Causes.
January	1,126	34	30.2	2	...	...	...	...	...	...	1	...	...	...	...	1	...	...	...	...
February	1,152	24	20.9	...	...	...	...	...	...	...	...	...	...	...	...	...	...	...	...	...
March	1,173	33	28.1	1	...	...	...	...	...	...	...	...	...	...	...	...	...	...	1	...
April	1,154	31	26.8	1	...	...	...	...	...	...	...	...	...	...	...	...	...	...	1	...
May	1,143	39	34.1	4	...	1	...	...	...	...	1	...	1	...	...	...	...	...	...	...
June	1,136	38	33.5	2	...	...	...	...	...	...	1	...	...	...	...	...	...	...	1	...
July	1,118	40	35.8	1	...	...	...	...	...	...	...	...	...	...	1	...	...	...	...	...
August	1,125	38	33.8	1	...	...	...	...	...	...	...	...	...	1	...	...	...	...	...	...
September	1,129	42	37.2	...	...	...	...	...	...	...	...	...	...	...	...	...	...	...	...	...
October	1,108	41	37.0	3	...	...	...	...	...	1	...	2	...	...	...	...	...	...	...	...
November	1,144	36	31.4	1	...	...	...	...	...	...	...	...	...	1	...	...	...	...	...	...
December	1,104	39	27.2	3	...	...	1	...	...	...	...	...	1	...	...	1	...	...	...	...
						1	1	...	...	1	3	2	2	...	2	2	2	...	3	...
Died per 1,000 of Strength.																				
For the year	1,135	35	30.8	19	16.75	.89	.89	...	.89	.89	2.64	1.76	1.76	...	1.76	1.76	1.76	...	2.64	...

CAUSES OF ADMISSIONS.	NUMBER OF ADMISSIONS INTO HOSPITAL IN EACH MONTH.												Total Admitted during the Year.	Admitted per 1,000 of Strength.	Died out of each hundred treated.
	Jan.	Feb.	March.	April.	May.	June.	July.	Aug.	Sept.	Oct.	Nov.	Dec.			
Cholera	...	...	...	...	1	...	...	...	...	...	...	...	1	.9	...
Smallpox	...	1	1	...	...	...	...	...	...	...	...	1	3	2.6	33.33
Dysentery	...	...	...	...	...	...	1	...	...	...	...	...	1	.9	...
Enteric Fever	...	...	...	1	...	...	...	...	...	...	...	...	1	.9	...
Intermittent Fevers	10	11	13	17	18	19	18	22	22	36	23	19	218	192.1	...
Remittent and Continued Fevers	8	1	1	6	8	9	1	7	13	19	18	16	98	86.3	102
Apoplexy	1	...	...	...	1	1	...	...	...	...	...	...	3	2.6	100.00
Dysentery	4	1	2	2	...	1	6	8	3	...	...	...	2	2.6	6.90
Diarrhoea	4	6	4	3	3	3	7	9	3	1	6	1	50	44.1	4.09
Hepatitis	3	1	2	1	4	1	1	...	2	2	2	1	20	17.6	...
Spleen Disease	2	...	1	2	...	...	1	...	...	...	1	...	7	6.2	...
Respiratory Diseases	1	2	5	2	6	3	2	2	3	3	7	3	37	32.5	5.41
Phthisis Pulmonalis	...	...	...	...	1	2	...	...	...	...	1	3	7	6.2	28.57
Debility and Anæmia	10	15	22	25	29	25	23	42	25	32	13	12	274	241.4	...
Rheumatism	2	2	...	1	...	3	1	...	...	2	3	2	16	14.1	...
Eye Diseases	4	2	2	2	1	...	...	3	6	5	1	2	28	24.7	...
Childbirth	...	...	...	...	...	...	...	...	...	...	...	...	...	...	...
Abortion	2	1	...	...	1	4	...	1	...	2	...	1	12	10.6	...
Diseases peculiar to Women	1	3	3	3	10	6	3	7	5	3	...	4	48	42.3	...
Abscess and Ulcer	1	2	3	4	2	4	6	...	1	4	2	6	35	30.8	...
Injuries	1	1	4	2	3	...	2	1	...	...	...	...	14	12.3	...
All other Causes	4	1	5	3	3	5	5	5	3	2	7	3	46	40.3	...
	58	50	66	74	80	77	79	107	80	102	83	76	948		
Admitted per 1,000 of the Average Strength in each Month.															
	51.5	43.4	56.3	64.1	78.7	67.8	70.7	95.1	76.2	92.1	72.4	68.8	835.2		



WOMEN AND CHILDREN OF EUROPEAN REGIMENTS, 1876.

VIII.

TABLE showing the SICKNESS and MORTALITY among the CHILDREN of the EUROPEAN REGIMENTS serving in the BOMBAY PRESIDENCY during the Year 1876, and the prevalence of the principal Diseases in each Month of the Year.

MONTHS.	Average Strength.	Average Number Daily Sick.	Number Daily Sick per 1,000 of Strength.	Number of Deaths in each Month.	Death-rate of each Month per 1,000 of Strength.	CAUSES OF DEATHS.																									
						Cholera.	Smallpox.	Measles.	Whooping Cough.	Scarlet Fever.	Euteric Fever.	Intermittent Fevers.	Remittent and Continued Fevers.	Apoplexy.	Dentition.	Convulsions.	Meningitis and Hydrocephalus.	Tuberc Mesenterica.	Pathosis Pulmonalis.	Dysentery.	Diarrhoea.	Anaemia and Atrophy.	Bronchitis and Pneumonias.	Croup and Diphtheria.	All other Causes.						
January	2,188	56	25.6	5	42.39	...	...	...	...	...	...	...	...	...	...	1	...	...	...	...	...	...	...								
February	2,254	43	19.1	3	1.33	...	...	...	...	...	...	...	...	...	...	1	...	...	...	...	...	...	...								
March	2,395	63	26.3	6	42.51	...	...	...	...	...	...	...	...	...	...	1	...	...	...	...	...	...	...								
April	2,393	74	30.9	6	42.51	...	...	...	...	...	...	...	...	...	...	1	...	...	...	...	...	...	...								
May	2,389	75	31.3	10	4.18	...	...	...	...	...	...	...	...	...	...	1	...	...	...	...	...	...	...								
June	2,414	61	25.3	11	4.56	...	...	...	...	...	...	...	...	...	...	3	...	...	...	...	...	...	...								
July	2,389	61	26.8	6	42.51	...	...	...	...	...	...	...	...	...	...	1	...	...	...	...	...	...	...								
August	2,397	89	37.1	19	7.93	...	...	...	...	...	...	...	...	...	...	5	...	...	...	...	...	...	...								
September	2,394	88	36.8	19	7.94	...	...	...	...	...	...	...	...	...	...	1	...	...	...	...	...	...	...								
October	2,408	95	39.4	9	3.71	...	...	...	...	...	...	...	...	...	...	1	...	...	...	...	...	...	...								
November	2,435	53	21.8	7	2.88	...	...	...	...	...	...	...	...	...	...	3	...	...	...	...	...	...	...								
December	2,362	44	19.5	4	1.77	...	...	...	...	...	...	...	...	...	...	1	...	...	...	...	...	...	...								
						...	...	...	...	...	...	...	...	...	...	1	1	6	...	23	15	2	4	...	7	19	8	10	1	8	
						Died per 1,000 of Strength.																									
For the year	2,360	65	27.5	105	44.49	...	...	...	...	...	...	...	...	...	...	...	...	...	...	...	...	...	...	...	...	...	...	...	...	...	...

CAUSES OF ADMISSIONS.	NUMBER OF ADMISSIONS INTO HOSPITAL IN EACH MONTH.												Total Admitted during the Year.	Admitted per 1,000 of Strength.	Died out of each hundred treated.				
	Jan.	Feb.	March.	April.	May.	June.	July.	Aug.	Sept.	Oct.	Nov.	Dec.							
Cholera	...	...	...	...	...	1	...	...	...	...	...	...	...	1	...	...			
Smallpox	...	...	2	...	...	...	...	...	...	...	...	...	...	...	...	...			
Dengue	...	...	...	...	...	...	...	...	...	...	...	...	...	...	...	...			
Measles	...	...	1	1	...	...	...	...	...	...	...	...	...	...	...	...			
Whooping Cough	...	...	...	...	1	1	2	2	...	...	...	...	...	...	...	...			
Scarlet Fever	...	...	...	...	...	...	...	...	...	...	...	...	...	...	...	...			
Euteric Fever	...	...	...	...	...	...	...	...	...	...	...	...	...	...	...	...			
Intermittent Fevers	13	28	25	...	...	...	...	...	...	...	...	...	...	...	...	...			
Remittent and Continued Fevers	3	6	13	19	19	9	8	7	17	9	23	19	...	...	...	...			
Apoplexy	...	...	...	...	...	...	...	...	...	...	...	...	...	...	...	...			
Dysentery	...	...	1	3	4	3	1	1	13	6	4	3	...	...	...	...			
Diarrhoea	8	13	12	5	12	5	26	39	32	6	12	5	...	...	...	...			
Hepatitis	1	...	...	...	...	...	1	1	2	1	...	...	...	...	...	...			
Splen Disease	1	...	...	1	...	...	...	...	1	...	1	...	...	...	...	...			
Respiratory Diseases	5	10	5	6	10	12	5	12	8	13	3	5	...	...	...	...			
Eye Diseases	26	13	16	21	6	3	3	37	42	18	4	3	...	...	...	...			
Anaemia and Debility	12	16	11	15	16	11	15	15	12	16	11	22	...	...	...	...			
Tubercular Diseases	1	1	1	1	...	...	1	1	4	2	...	1	...	...	...	...			
Meningitis and Hydrocephalus	...	...	...	...	...	...	...	...	...	...	...	...	...	...	...	...			
Convulsions	7	1	...	2	...	1	2	1	1	...	...	1	...	...	...	...			
Dentition	3	7	5	6	6	9	9	22	16	6	5	7	...	...	...	...			
Abscess and Ulcer	1	3	3	3	9	7	8	2	3	3	2	3	...	...	...	...			
Injuries	6	5	...	2	3	7	...	9	2	5	3	1	...	...	...	...			
All other Causes	6	6	5	19	7	10	7	4	4	10	4	11	...	...	...	...			
	88	113	190	104	110	91	116	201	151	142	103	104	...	...	...	...			
	Admitted per 1,000 of the Average Strength in each Month.																		
	49.2	59.1	45.5	43.5	46.0	37.7	48.0	83.8	62.6	59.0	42.3	46.0	...	...	...	...			



# WOMEN AND CHILDREN OF EUROPEAN REGIMENTS, 1876.

## IX.

TABLE showing the DISTRIBUTION by STATIONS of the DEATHS of the WOMEN of EUROPEAN REGIMENTS.

STATIONS.	Average Strength for the period of observation.	CAUSES OF DEATHS.													Total Deaths of the Year.	DIED PER 1,000 OF STRENGTH.				
		Cholera.	Smallpox.	Enteric Fever.	Intermittent Fevers.	Remittent and Continued Fevers.	Heat Apoplexy.	Dysentery.	Diarrhea.	Hepatitis.	Phthisis Pulmonalis.	Respiratory Diseases.	Heart Disease.	Atrophy and Anæmia.		Childbirth and Abortion.	All other Causes.	A. Cholera.	B. All other Causes.	C. All Causes.
Deolali Depôt (Bengal Troops)	...	...	...	...	...	...	1	1	...	...	...	...	...	...	...	1	...	...	...	
Women on the march (Bengal)	...	...	...	...	...	...	1	...	...	...	...	...	...	...	...	1	...	...	...	
Fort William	69	...	...	...	...	...	...	...	...	1	...	...	...	...	...	1	...	...	14.49	
Dum-Dum	67	1	...	...	...	...	...	...	...	...	...	...	...	...	...	1	14.93	...	14.93	
Barrackpore	47	...	...	...	...	1	...	...	...	...	...	...	...	...	...	1	...	...	21.28	
	183	1	...	...	...	1	...	...	...	1	...	...	...	...	...	3	5.16	10.93	16.39	
Hazratibagh	11	...	...	...	...	...	...	...	...	...	...	...	...	...	...	...	...	...	...	
Dinapore	101	...	...	...	...	...	...	...	...	...	...	...	...	...	...	1	...	...	9.90	
Benares	31	...	...	...	...	...	...	...	...	1	...	...	...	...	...	1	...	...	29.41	
Chunar	1	...	...	...	...	...	...	...	...	...	...	...	...	...	...	...	...	...	...	
Fyzabad	98	...	...	...	...	...	...	...	...	...	...	...	...	...	...	...	...	...	...	
Lucknow	256	1	...	...	...	...	1	2	...	1	...	...	...	...	1	2	4.42	17.70	20.41	
Sitapur	43	...	...	...	...	...	...	...	...	...	...	...	...	...	1	...	...	...	22.12	
Fatehgarh	17	...	...	...	...	...	...	...	...	...	...	...	...	...	1	1	...	...	50.00	
Cawnpore	80	...	...	...	...	...	...	...	...	...	...	...	...	...	...	1	...	...	12.50	
Allahabad	98	...	...	...	...	...	1	1	...	...	1	...	...	...	1	1	...	...	51.02	
	706	1	...	1	...	...	2	3	...	2	1	...	1	3	3	17	1.42	22.66	24.08	
Shahjahanpur	27	...	...	...	...	...	...	...	...	...	...	...	...	...	...	...	...	...	...	
Bareilly	63	1	...	...	...	...	...	...	...	...	...	...	...	...	...	1	15.87	...	15.87	
Moradabad	13	...	...	...	...	...	...	...	...	...	...	...	...	...	...	...	...	...	...	
Roorkee	61	...	...	...	...	...	...	...	...	...	...	...	...	...	...	...	...	...	...	
Meerut	179	...	...	...	...	...	...	1	...	...	...	...	...	...	1	...	2	...	11.17	
Delhi	48	...	...	...	...	...	1	...	...	...	1	...	...	...	...	2	...	...	41.67	
Muttra	66	...	...	...	...	...	...	...	...	...	...	...	...	...	...	...	...	...	...	
	447	1	...	...	...	...	1	1	...	...	1	...	...	1	...	5	2.24	8.04	11.18	
Agra	78	...	...	...	...	...	...	...	...	...	...	1	...	...	...	1	...	...	12.82	
Morar	132	...	...	...	...	...	...	...	...	...	...	...	1	1	...	2	...	...	15.15	
Gwalior Citadel	34	...	...	...	...	1	...	...	...	...	...	...	...	...	...	1	...	...	29.41	
Jhansi	35	...	...	...	...	...	...	...	...	...	...	...	...	...	...	...	...	...	...	
Nowgong	32	...	...	...	...	...	...	...	1	...	...	...	...	...	...	1	...	...	31.25	
Saugor	15	...	...	...	...	...	...	...	...	...	...	...	1	...	...	1	2	...	133.33	
Jubbulpore	57	...	...	...	...	...	1	...	...	...	...	...	...	...	...	1	2	...	35.09	
	383	...	...	...	...	1	...	1	...	1	...	1	2	1	2	9	...	...	23.50	
Umballa	128	...	...	...	...	...	...	...	1	2	...	...	...	...	...	3	...	...	23.44	
Jullundur	63	...	...	...	...	1	...	1	...	...	...	...	...	...	...	2	...	...	31.75	
Ferozepore	122	...	...	...	...	...	...	...	...	1	...	...	...	...	...	3	...	...	24.59	
Mooltan	63	...	...	...	...	...	...	...	...	...	...	...	...	...	...	...	...	...	...	
Sialkot	135	1	...	...	...	1	1	1	1	...	...	...	...	...	...	6	7.41	37.03	44.44	
Anaritsar	16	...	...	...	...	...	...	...	...	...	...	...	...	...	...	...	...	...	...	
Fort Lahore	2	...	...	...	...	...	...	...	...	...	...	...	...	...	...	...	...	...	...	
Mewan Meer	114	...	...	...	...	2	1	...	...	1	...	...	...	...	...	5	...	...	43.86	
Rawalpindi	176	1	...	...	...	...	...	...	...	...	...	...	...	...	...	3	5.68	11.37	17.05	
Campbellpore	31	...	...	...	...	...	...	...	...	...	...	...	...	...	...	...	...	...	...	
Attock	10	...	...	...	...	...	...	...	...	...	...	...	...	...	...	...	...	...	...	
Nowshera	34	...	...	...	...	...	...	...	...	...	1	...	...	...	...	1	...	...	29.41	
Peshawar	134	1	...	...	...	...	...	...	...	...	...	...	...	...	...	1	7.46	...	7.46	
	1,028	3	...	1	...	4	2	2	1	3	3	1	...	...	2	2	24	2.92	20.43	23.35
Darjeeling	24	...	...	...	...	...	...	...	...	...	...	1	...	...	...	1	...	...	41.67	
Naini Tal	25	...	...	...	...	...	...	...	...	...	1	...	...	...	...	1	...	...	40.00	
Landour	17	...	...	...	...	...	...	...	...	...	...	...	...	...	...	...	...	...	...	
Ranikhet	123	...	...	...	...	...	...	...	...	...	...	1	...	...	...	4	...	...	32.52	
Chakrata	75	...	...	...	...	1	...	...	...	...	...	...	...	...	2	1	...	...	53.33	
Kasauli	63	...	...	...	...	...	...	...	...	1	...	...	...	...	...	1	...	...	15.87	
Dagshai	103	...	...	...	...	...	1	...	...	...	...	...	...	...	...	...	...	...	9.71	
Subathu and Solon	49	...	...	...	...	...	...	...	...	...	...	...	...	...	1	1	2	...	40.82	
Jutogh	10	...	...	...	...	...	...	...	...	1	...	...	...	...	...	1	...	...	100.00	
Kangra	1	...	...	...	...	...	...	...	...	...	...	...	...	...	...	...	...	...	...	
Dalhousie	10	...	...	...	...	...	...	1	...	...	...	...	...	...	...	1	...	...	100.00	
Marree Hills (Six months)	108	1	...	...	...	...	1	...	...	...	...	...	...	...	...	2	9.26	9.26	18.52	
Marree Depôt	75	1	...	...	...	...	...	...	...	...	1	...	...	...	...	2	13.33	13.33	26.66	
Cheratt (Seven months)	69	...	...	...	...	...	...	...	...	...	...	...	...	...	...	...	...	...	...	
	667	2	...	...	...	2	...	2	1	1	3	2	2	...	3	2	20	3.00	27.00	39.00
BENGAL PRESIDENCY	3,498	8	...	2	...	8	6	9	3	5	9	5	3	3	10	9	80	2.29	20.58	22.87



STATIONS.	Average Strength for the period of observation.	CAUSES OF DEATHS.														Total Deaths of the Year.	DIED PER 1,000 OF STRENGTH.			
		Cholera.	Smallpox.	Enteric Fever.	Intermittent Fevers.	Remittent and Continued Fevers.	Heat Apoplexy.	Dysentery.	Diarrhea.	Hepatitis.	Phthisis Pulmonalis.	Respiratory Diseases.	Heart Disease.	Atrophy and Anæmia.	Childbirth and Abortion.		All other Causes.	A. Cholera.	B. All other Causes.	C. All Causes.
Women on the march, Bombay Presidency	...	...	...	...	...	...	...	...	...	...	...	...	...	...	...	...	...	...	...	
Deolali Depôt, Bombay Troops	31	...	...	...	...	...	...	...	...	...	...	...	...	...	...	...	...	...	...	
Colaba Depôt, " "	2	...	...	...	...	...	...	...	...	...	...	...	...	...	...	...	...	...	...	
Women on the march, Madras Presidency	...	...	...	...	...	1	...	...	...	...	...	...	...	...	...	...	...	...	...	
Poonamallee Depôt	28	...	...	...	...	...	...	...	...	...	...	...	...	...	1	...	...	...	...	
Deolali Depôt, Madras Troops	...	...	...	...	...	...	...	...	...	...	...	...	...	...	...	...	...	...	...	
Colaba Depôt, Madras Troops	...	...	...	...	...	...	...	...	...	...	...	...	...	...	...	...	...	...	...	
Nussurahad	61	...	...	...	...	1	1	1	...	...	...	...	1	...	...	...	4	...	62.50	
Noemuch	26	...	...	...	...	...	1	...	...	...	...	...	...	...	...	...	1	...	38.46	
Indore	4	...	...	...	...	...	...	...	...	...	...	...	...	...	...	...	...	...	...	
Mhow	147	...	...	...	...	...	...	...	...	...	...	...	...	1	...	...	1	...	6.80	
Dessa	83	1	...	...	...	...	...	...	...	...	...	...	...	...	...	...	12.05	...	12.05	
Ahmedabad	31	...	...	...	...	...	...	...	...	...	...	...	...	1	...	...	2	...	64.52	
Baroda	3	...	...	...	...	...	...	...	...	...	...	...	...	...	...	...	...	...	...	
Kurrachee and Ghizree	88	1	...	...	...	...	1	...	...	...	1	...	...	...	...	...	3	...	34.09	
Hyderabad	41	...	...	...	...	...	1	...	...	...	...	...	...	...	...	...	1	...	24.39	
Aden	57	...	...	...	...	...	...	...	...	...	...	...	...	...	1	...	1	...	17.54	
	544	1	1	...	...	1	3	2	...	...	2	...	1	...	3	...	14	1.84	23.90	25.74
Bombay	44	...	...	...	...	...	...	...	...	...	...	...	...	...	...	...	...	...	...	
Astrgarh (Five months)	10	...	...	...	...	...	...	...	...	...	...	...	...	...	...	...	...	...	...	
Ahmednagar	61	...	...	...	...	...	...	...	1	...	1	...	...	...	...	...	3	...	40.18	
Poona and Kirkee	264	...	...	...	...	...	...	...	...	...	...	...	...	...	...	...	...	...	...	
Satara	12	...	...	...	...	...	...	...	...	...	...	...	...	...	...	...	...	...	...	
Belgaum	112	...	...	...	...	...	...	...	...	...	...	1	...	...	...	...	1	...	8.93	
Secunderabad	298	8	...	...	...	...	...	...	...	...	...	...	...	...	...	...	8	27.78	27.78	
Kamptee	142	...	...	...	...	2	...	...	2	...	...	...	...	2	1	2	9	...	60.81	
	933	8	...	...	...	2	...	...	3	...	2	1	2	1	2	...	21	8.57	13.94	22.51
Bellary	114	1	...	...	...	...	...	1	...	...	...	...	...	...	...	...	2	8.77	8.77	17.54
Bangalore	253	...	2	...	...	...	...	...	...	...	...	...	...	...	1	...	3	...	11.86	
Cannanore	96	...	...	...	...	...	...	...	...	...	...	...	...	...	...	...	...	...	...	
Mallapooram	5	...	...	...	...	...	...	...	...	...	...	...	...	...	...	...	...	...	...	
Calicut	4	...	...	...	...	...	...	...	...	...	...	...	...	...	...	...	...	...	...	
Trichinopoly	28	...	...	...	...	...	...	...	...	...	...	...	...	...	...	...	...	...	...	
St. Thomas' Mount	63	...	...	...	...	...	...	...	...	...	...	...	...	...	...	...	...	...	...	
Madras	84	...	...	...	...	...	...	...	...	...	...	...	...	1	...	...	1	...	11.90	
	647	1	...	2	...	...	...	1	...	...	...	...	...	...	1	1	6	1.54	7.73	9.27
Rangoon	50	...	...	...	...	...	...	...	...	...	...	...	...	...	1	...	1	...	19.10	
Toungoo	41	...	...	...	...	...	...	...	...	...	...	...	...	...	...	...	...	...	...	
Thayetmyo	58	...	...	...	...	...	...	...	...	...	...	...	...	...	...	...	...	...	...	
Port Blair	1	...	...	...	...	...	...	...	...	...	...	...	...	...	...	...	...	...	...	
	202	...	...	...	...	...	...	...	...	...	...	...	...	...	1	...	1	...	4.95	
Tarangur (Eight months)	6	...	...	...	...	...	...	...	...	...	...	...	...	...	...	...	...	...	...	
Mount Abu	11	...	...	...	...	...	...	...	1	...	...	...	...	...	...	...	1	...	90.90	
Purandhar	8	...	...	...	...	...	...	...	...	...	...	...	...	...	...	...	...	...	...	
Wellington	81	...	...	...	...	...	...	1	...	...	...	...	...	...	...	...	1	...	11.90	
Ramandroog	7	...	...	...	...	...	...	...	...	...	...	...	...	...	...	...	...	...	...	
	114	...	...	...	...	...	...	1	1	...	...	...	...	...	...	...	2	...	17.54	
ARMY OF BENGAL	3,498	8	...	2	...	8	6	9	3	5	9	5	3	3	10	9	80	2.29	20.48	22.87
ARMY OF MADRAS	1,417	9	...	2	...	3	...	2	2	...	...	...	...	2	3	4	27	6.35	12.70	19.05
ARMY OF BOMBAY	1,135	1	1	...	...	1	3	2	2	...	2	2	2	...	3	...	19	.89	15.86	16.75
ARMY OF INDIA	6,050	18	1	4	...	12	9	13	7	5	11	7	5	5	16	13	150	2.98	17.85	20.83



# WOMEN AND CHILDREN OF EUROPEAN REGIMENTS, 1876.

## X.

TABLE showing the DISTRIBUTION by STATIONS of the DEATHS of the CHILDREN of EUROPEAN REGIMENTS.

STATIONS.	Average Strength for the period of observation.	CAUSES OF DEATHS.																			Total Deaths of the Year.	DIED PER 1,000 OF STRENGTH.				
		Cholera.	Smallpox.	Measles.	Whooping Cough.	Scarlet Fever.	Enteric Fever.	Intermittent Fever.	Remittent and Continued Fevers.	Heat Apoplexy.	Dentition.	Convulsions.	Meningitis and Hydrocephalus.	Tubercles Mesenterica.	Pathetic Pulmonalis.	Dysentery.	Diarrhoea.	Anæmia and Atrophy.	Bronchitis and Pneumonia.	Croup and Diphtheria.		All other Causes.	A. Cholera.	B. All other Causes.	C. All Causes.	
Deolali Depot, Bengal Troops	...	...	...	2	...	...	...	1	...	...	...	1	...	...	...	...	1	1	1	...	1	12	...	...	...	
Children on the march, (Bengal)	...	...	...	...	...	...	...	1	...	...	...	1	...	...	...	...	3	1	1	...	...	16	...	...	...	
Fort William	120	2	...	...	...	...	...	...	...	...	1	1	...	...	...	...	...	...	...	...	...	3	1667	833	2500	
Dum-Dum	134	...	...	...	...	...	...	...	...	...	1	5	...	...	...	...	...	...	...	...	...	8	...	...	4478	
Barrackpore	80	...	...	...	...	...	...	1	...	...	...	3	...	...	...	...	1	1	1	...	1	8	...	...	10900	
	334	2	...	...	...	...	...	1	...	1	9	...	...	...	...	...	1	1	1	...	1	17	599	4491	5990	
Hazratbagh	20	...	...	...	...	...	...	...	...	...	...	...	...	...	...	...	...	...	...	...	...	...	...	...	...	
Dinapore	198	...	...	2	...	...	...	...	...	...	1	...	...	1	...	...	...	1	1	...	2	8	...	...	4940	
Benares	51	...	...	...	...	...	...	...	...	...	...	...	...	...	...	...	2	1	...	1	1	4	...	...	7843	
Fyzabad	185	...	...	1	...	...	...	...	...	...	...	1	...	...	...	...	...	...	...	1	11	...	...	...	2946	
Lucknow	447	...	...	3	...	...	...	2	...	3	2	...	...	...	...	1	3	4	5	1	28	...	...	...	6264	
Seitapur	73	...	...	1	...	...	...	...	...	...	...	...	...	...	...	1	1	1	...	...	4	...	...	...	5479	
Fatehgarh	44	...	...	...	...	...	...	...	...	...	...	...	...	...	...	...	...	...	...	...	...	...	...	...	...	
Cawnpore	158	...	...	...	...	...	...	1	...	1	2	...	...	...	...	...	3	...	...	...	...	7	...	...	4430	
Allahabad	182	1	...	...	...	...	...	...	...	...	...	5	...	...	4	...	3	1	1	...	14	530	7142	7692		
	1343	1	...	7	...	...	...	3	...	5	10	...	...	5	...	1	23	8	8	2	3	76	73	5523	5596	
Shahjahanpur	48	...	...	...	...	...	...	...	...	...	2	1	...	...	1	1	1	...	...	...	6	...	...	...	12500	
Bareilly	116	...	...	...	...	...	...	...	...	...	1	2	...	...	...	...	3	1	...	...	7	...	...	...	6935	
Moradabad	18	...	...	...	...	...	...	...	...	...	1	1	...	...	...	...	2	...	...	...	4	...	...	...	22222	
Koorkee	70	...	...	...	...	...	...	...	...	...	...	...	...	...	...	...	2	1	...	...	4	...	...	...	5714	
Meerut	371	...	...	...	...	...	...	...	...	...	2	6	...	...	1	...	1	1	4	1	16	...	...	...	4313	
Delhi	87	...	...	...	...	...	...	...	...	...	...	3	...	...	1	...	2	...	...	...	6	...	...	...	6896	
Muttra	90	...	...	...	...	...	...	...	...	...	...	...	...	...	...	...	...	2	1	...	3	...	...	...	3333	
	800	...	...	...	...	...	...	1	...	6	13	...	...	2	1	4	9	6	3	1	46	...	...	...	5750	
Agra	147	...	...	...	...	...	...	...	...	...	...	...	...	1	...	...	...	...	1	1	3	...	...	...	2941	
Morar	241	...	...	...	...	...	...	1	...	...	...	1	...	...	...	...	9	1	...	1	13	...	...	...	5394	
Gwalior Citadel	72	...	...	...	...	...	...	...	...	...	2	4	...	...	1	...	...	...	...	...	7	...	...	...	9722	
Jhansi	67	...	...	...	...	...	...	...	...	...	...	...	...	...	...	...	...	1	...	...	3	...	...	...	4477	
Nagong	47	...	...	...	...	...	...	...	...	...	...	...	...	...	...	...	...	...	...	...	...	...	...	...	...	
Saugor	16	...	...	...	...	...	...	1	...	1	...	...	...	...	...	...	...	...	...	...	2	...	...	...	12500	
Jubbulpore	133	...	...	3	...	...	...	1	...	...	...	...	...	...	...	...	1	2	1	...	8	...	...	...	6913	
	723	...	...	3	...	...	...	3	...	5	5	...	...	2	...	...	10	4	2	1	1	36	...	...	...	4979
Umballa	279	...	...	...	...	...	...	1	...	1	4	...	...	2	...	1	6	...	...	...	2	17	...	...	...	6090
Jullundur	109	...	...	...	...	...	...	1	...	1	2	...	2	1	...	...	1	4	...	...	12	...	...	...	11000	
Ferozepore	130	...	...	...	...	...	...	...	...	2	1	...	...	2	...	...	5	...	1	...	11	...	...	...	8462	
Mooltan	145	...	...	1	...	...	...	1	...	...	3	...	...	...	...	...	1	...	...	2	8	...	...	...	5917	
Sialkot	214	...	...	...	...	...	...	1	...	2	...	...	...	...	...	2	6	2	...	...	13	...	...	...	6975	
Amritsar	33	...	...	...	...	...	...	...	...	...	1	...	...	...	...	...	...	...	...	...	2	...	...	...	6060	
Fort Lahore	3	...	...	...	...	...	...	...	...	...	...	...	...	...	...	...	...	...	...	...	...	...	...	...	...	
Mewan Meer	180	...	...	1	...	...	...	1	...	1	1	...	...	...	2	1	1	2	5	1	17	...	...	...	9444	
Rawalpindi	342	1	...	...	...	...	...	1	...	5	5	...	...	...	...	1	1	1	1	...	15	292	6994	...	4386	
Campbellpore	48	...	...	...	...	...	...	...	...	...	...	...	4	...	...	...	...	...	...	...	5	...	...	...	10417	
Attock	21	...	...	...	...	...	...	1	...	...	...	...	...	...	...	...	...	...	...	...	1	...	...	...	4762	
Nowshera	70	...	...	...	...	...	...	...	...	2	...	...	...	...	...	...	...	...	...	...	4	...	...	...	5714	
Peshawar	204	4	...	...	...	...	...	5	...	3	2	...	...	...	...	1	...	1	1	...	18	1961	6863	...	8824	
	1778	5	...	1	1	...	...	2	10	1	18	18	7	5	2	5	16	17	7	2	6	123	281	6637	6918	
Darjeeling	58	...	...	...	...	...	...	...	...	...	...	...	...	...	...	...	1	1	...	...	2	...	...	...	3448	
Naini Tal	60	...	...	...	...	...	...	...	...	...	1	...	...	...	...	...	...	...	...	1	2	...	...	...	3333	
Landour	49	...	...	...	...	...	...	...	...	...	...	...	...	...	...	...	1	...	...	...	1	...	...	...	2941	
Ranikhet	219	...	...	3	...	...	...	2	...	...	...	...	...	...	...	...	1	8	1	...	1	16	...	...	7306	
Chakrata	171	...	...	...	...	...	...	...	...	...	7	...	...	...	...	2	...	...	...	2	12	...	...	...	7018	
Kasauli	144	...	...	...	...	...	...	...	...	...	1	2	...	...	...	2	2	1	...	...	8	...	...	...	5526	
Durgai	241	...	...	...	...	...	...	...	...	4	...	...	...	1	...	1	2	1	...	1	10	...	...	...	4149	
Subathu and Solon	95	...	...	...	...	...	...	1	...	...	2	1	...	...	...	...	2	...	...	...	6	...	...	...	6250	
Jutogh	11	...	...	...	...	...	...	...	...	...	1	...	...	...	...	...	...	...	...	...	2	...	...	...	18182	
Kangra	2	...	...	...	...	...	...	...	...	...	...	...	...	...	...	...	...	...	...	...	...	...	...	...	...	
Dalhousie	15	...	...	...	...	...	...	...	...	...	...	...	...	1	...	...	1	...	...	...	2	...	...	...	13833	
Murree Hills (6 months)	228	1	...	...	...	...	...	...	...	...	1	...	...	1	...	1	1	...	...	...	5	439	1754	...	2193	
Murree Depot	185	3	...	...	...	...	...	...	...	...	...	...	...	...	...	...	2	1	...	1	1622	2162	...	...	3784	
Cherat (7 months)	134	...	...	...	...	...	...	...	...	...	...	...	...	...	...	...	...	...	...	...	2	...	...	...	1480	
	1444	4	...	3	...	...	...	3	...	5	14	1	4	...	6	19	9	1	1	5	75	277	4917	...	5194	
BENGAL PRESIDENCY	6,602	12	...	21	4	...	...	3	22	1	40	69	10	18	3	16	81	47	24	7	17	395	182	5801	5983	



STATIONS.	Average Strength for the period of observation.	CAUSES OF DEATHS.																			Total Deaths of the Year.	DIED PER 1,000 OF STRENGTH.				
		Cholera.	Smallpox.	Measles.	Whooping Cough.	Scarlet Fever.	Etiotic Fever.	Intermittent Fevers.	Remittent and Continued Fevers.	Heat Apoplexy.	Dentition.	Convulsions.	Meningitis and Hydrocephalus.	Tuberc Mesenteric.	Phthisis Pulmonalis.	Dysentery.	Diarrhoea.	Anaemia and Atrophy.	Bronchitis and Pneumonia.	Croup and Diphtheria.		All other Causes.	A. Cholera.	B. All other Causes.	C. All Causes.	
Children on the march, Bombay Presidency	...	...	...	...	...	...	...	...	...	...	...	...	...	...	...	...	1	...	...	...	...	1	...	...	...	
Deolali Depôt, Bombay Troops	64	...	...	...	...	...	...	...	...	...	...	...	...	...	...	...	...	...	...	...	...	...	...	...		
Colaba Depôt	7	...	...	...	...	...	...	...	...	...	...	...	...	...	...	...	...	...	...	...	...	...	...	...		
Children on the march, Madras Presidency	...	1	...	...	...	...	...	...	...	...	...	...	...	...	...	...	...	...	...	...	...	3	...	...	...	
Poonamallee Depôt	11	...	...	...	...	...	...	...	...	...	...	...	...	...	...	...	...	...	...	...	...	...	...	...		
Deolali Depôt, Madras Troops	...	...	...	...	...	...	...	...	...	...	...	...	...	...	...	...	...	...	...	...	...	...	...	...		
Colaba Depôt	...	...	...	...	...	...	...	...	...	...	...	...	...	...	...	...	...	...	...	...	...	...	...	...		
Nusseerabad	131	...	...	...	...	1	...	2	...	4	...	1	...	...	...	2	3	...	1	...	...	14	...	...	10687	
Neemuch	42	...	...	...	...	...	...	1	...	2	...	1	...	...	...	...	...	...	...	...	...	4	...	...	9524	
Indore	9	...	...	...	...	...	...	...	...	...	...	...	...	...	...	...	...	...	...	...	...	...	...	...	...	
Mhow	285	...	...	...	...	...	...	...	...	...	...	...	...	...	...	...	1	1	...	...	...	10	...	...	3509	
Dera	199	...	...	...	...	...	...	...	...	...	...	...	...	...	...	...	3	3	1	2	...	9	...	...	4523	
Ahmedabad	64	...	...	...	...	...	...	...	...	...	...	...	...	...	...	...	1	4	2	...	2	10	...	...	15625	
Baroda	7	...	...	...	...	...	...	...	...	...	...	...	...	...	...	...	...	...	...	...	...	...	...	...	...	
Kurrachee and Ghizee	189	...	...	...	...	...	...	...	...	...	...	1	1	1	...	...	...	3	...	...	...	8	...	...	4233	
Hyderabad	68	...	...	...	...	...	...	...	...	...	...	1	...	...	...	...	...	...	...	...	1	...	...	...	1471	
Aden	192	...	...	...	...	...	...	...	...	...	...	...	...	...	...	...	...	...	...	...	...	...	...	...	8922	
	1,096	...	...	...	...	1	...	5	...	15	7	2	...	1	...	5	11	6	5	...	2	60	...	...	5474	
Bombay	88	...	...	...	...	...	...	1	...	...	...	1	...	2	...	...	...	1	...	...	...	5	...	...	5682	
Asirgarh (5 months)	19	...	...	...	...	...	...	...	...	...	...	...	...	...	...	...	...	...	...	...	...	...	...	...	...	
Ahmednagar	152	...	...	...	...	...	...	...	...	...	...	...	...	...	...	...	...	1	...	...	...	...	...	...	1316	
Poona and Kirki	539	...	...	...	...	...	...	...	...	...	...	6	5	...	...	...	1	5	1	...	2	21	...	...	3896	
Satara	31	...	...	...	...	...	...	...	...	...	...	...	...	...	...	...	...	...	...	...	...	...	...	...	10129	
Belgaum	299	...	...	...	...	...	...	...	...	...	...	2	1	...	...	...	1	...	4	...	1	10	...	...	3846	
Secunderabad	588	3	...	...	...	...	...	...	1	...	6	6	1	4	1	2	8	2	3	1	3	41	516	6463	6973	
Kamptee	195	...	...	...	...	...	...	...	...	...	1	7	3	1	...	...	...	1	1	1	2	17	...	...	8673	
	1,862	3	...	...	...	...	...	1	2	...	15	21	4	...	8	1	4	14	5	9	3	11	101	1461	5263	5424
Bellary	248	...	...	...	...	...	...	...	...	...	...	2	1	3	...	...	...	2	...	1	...	9	...	...	3628	
Bangalore	529	...	...	1	...	...	...	...	...	...	...	3	3	...	...	...	5	1	2	1	...	17	...	...	3714	
Cananore	222	...	...	1	...	...	...	...	...	...	...	2	1	...	...	...	...	1	1	...	6	...	...	...	2763	
Mallapooram	12	...	...	...	...	...	...	...	...	...	...	...	...	...	...	...	...	...	...	...	...	...	...	...	...	
Calicut	15	...	...	...	...	...	...	...	...	...	...	...	...	...	...	...	...	...	...	...	...	...	...	...	...	
Trichinopoly	64	...	...	...	...	...	...	...	...	...	...	...	1	...	...	...	...	...	...	...	...	...	...	...	6250	
St. Thomas' Mount	128	3	...	...	...	...	...	...	...	...	...	...	...	...	...	...	3	...	1	...	4	...	2344	4687	7031	
Madras	176	...	...	...	...	...	...	...	...	...	...	3	1	...	...	...	1	...	...	...	2	10	...	...	5682	
	1,394	3	...	2	...	...	...	3	...	10	7	3	...	3	...	1	7	7	3	4	2	55	215	3739	3945	
Rangoon	188	...	...	...	...	...	...	...	...	...	3	5	...	2	...	1	...	1	...	...	...	12	...	...	6383	
Toungoo	97	...	...	1	...	...	...	...	...	...	...	1	...	3	...	3	2	1	...	...	...	12	...	...	12371	
Thayetmyo	145	...	...	3	...	...	...	...	...	...	...	1	3	...	...	...	...	...	...	...	1	...	...	...	5517	
Port Blair	1	...	...	...	...	...	...	...	...	...	...	...	...	...	...	...	...	...	...	...	...	...	...	...	...	
	431	...	...	4	...	...	...	...	1	...	4	9	...	5	...	1	3	3	1	...	1	32	...	...	7425	
Taraghar (8 months)	9	...	...	...	...	...	...	...	...	...	...	...	...	...	...	...	1	...	...	...	...	1	...	...	...	
Mount Abu	26	...	...	...	...	...	...	...	...	...	...	...	...	...	...	...	...	...	...	...	...	...	...	...	...	
Purandhar	18	...	...	...	...	...	...	...	...	...	...	...	...	...	...	...	...	...	...	...	...	...	...	...	...	
Wellington	291	...	...	...	1	...	...	...	...	...	3	3	...	1	...	4	3	1	...	...	...	16	...	...	7969	
Ramandroog	18	...	...	...	...	...	...	...	...	...	...	...	...	...	...	...	...	...	...	...	...	...	...	...	...	
	269	...	...	...	1	...	...	...	...	...	3	3	...	1	...	4	4	1	...	...	...	17	...	...	6320	
ARMY OF BENGAL	6,602	12	...	21	4	...	...	3	22	1	40	69	10	18	3	16	81	47	24	7	17	395	182	5801	5983	
ARMY OF MADRAS	2,920	7	...	6	1	...	...	...	5	...	21	34	7	14	1	8	21	14	8	6	8	164	240	5376	5616	
ARMY OF BOMBAY	2,990	...	...	...	...	...	...	1	1	6	...	23	15	2	4	...	7	19	8	10	1	8	105	...	4449	4449
ARMY OF INDIA	11,882	19	...	27	5	...	...	1	4	33	1	87	118	19	36	4	51	121	69	42	14	33	664	140	5428	5588



# WOMEN AND CHILDREN OF EUROPEAN REGIMENTS, 1876.

## XI.

TABLE showing the DISTRIBUTION by STATIONS of the CHOLERA of the WOMEN of EUROPEAN REGIMENTS.

STATIONS.	Average Strength for the period of observation.	NUMBER OF ADMISSIONS FROM CHOLERA IN EACH MONTH.												Total Admissions of the Year.	Total Deaths of the Year.	Death-rate per 1,000 of Strength.
		Jan.	Feb.	Mar.	April.	May.	June.	July.	Aug.	Sept.	Oct.	Nov.	Dec.			
Doolah Dohit, Bengal Troops	...	...	...	...	...	...	...	...	...	...	...	...	...	...	...	...
Women on the march, Bengal	...	...	...	...	...	...	...	...	...	...	...	...	...	...	...	...
Fort William	69	...	...	...	...	...	...	...	...	...	...	...	...	...	...	...
Dum-Dum	67	...	...	...	...	1	...	...	...	...	...	...	...	1	1	...
Barrackpore	47	...	...	...	...	...	...	...	...	...	...	...	...	...	...	...
	183	...	...	...	...	1	...	...	...	...	...	...	...	1	1	6.46
Hazribagh	11	...	...	...	...	...	...	...	...	...	...	...	...	...	...	...
Dinapore	101	...	...	...	...	...	...	...	...	...	...	...	...	...	...	...
Benares	34	...	...	...	...	...	...	...	...	...	...	...	...	...	...	...
Chunar	1	...	...	...	...	...	...	...	...	...	...	...	...	...	...	...
Fyzabad	98	...	...	...	...	...	...	...	...	...	...	...	...	...	...	...
Lucknow	226	...	...	...	...	...	2	...	...	...	...	...	...	2	1	...
Sitapur	49	...	...	...	...	...	...	...	...	...	...	...	...	...	...	...
Fatehgarh	17	...	...	...	...	...	...	...	...	...	...	...	...	...	...	...
Cawnpore	80	...	...	...	...	...	...	...	...	...	...	...	...	...	...	...
Allahabad	56	...	...	...	...	...	...	...	1	...	...	...	...	1	...	...
	706	...	...	...	...	...	2	...	1	...	...	...	...	3	1	1.42
Shahjahanpur	27	...	...	...	...	...	...	...	...	...	...	...	...	...	...	...
Bareilly	63	...	...	...	...	...	...	...	2	...	...	...	...	2	1	...
Moradabad	13	...	...	...	...	...	...	...	...	...	...	...	...	...	...	...
Roorkee	51	...	...	...	...	...	...	...	...	...	...	...	...	...	...	...
Meerut	179	...	...	...	...	...	...	...	...	...	...	...	...	...	...	...
Delhi	48	...	...	...	...	...	...	...	...	...	...	...	...	...	...	...
Muttra	66	...	...	...	...	...	...	...	...	...	...	...	...	...	...	...
	447	...	...	...	...	...	...	...	2	...	...	...	...	2	1	2.24
Agra	78	...	...	...	...	...	...	...	...	...	...	...	...	...	...	...
Morar	132	...	...	...	...	...	...	...	...	...	...	...	...	...	...	...
Gwalior Citadel	34	...	...	...	...	...	...	...	...	...	...	...	...	...	...	...
Jhansi	35	...	...	...	...	...	...	...	...	...	...	...	...	...	...	...
Nowgong	32	...	...	...	...	...	...	...	...	...	...	...	...	...	...	...
Saugor	15	...	...	...	...	...	...	...	...	...	...	...	...	...	...	...
Jubbulpore	57	...	...	...	...	...	...	...	...	...	...	...	...	...	...	...
	383	...	...	...	...	...	...	...	...	...	...	...	...	...	...	...
Umballa	128	...	...	...	...	...	...	...	...	...	...	...	...	...	...	...
Jullundur	63	...	...	...	...	...	...	...	...	...	...	...	...	...	...	...
Ferozepore	122	...	...	...	...	...	...	...	...	...	...	...	...	...	...	...
Mooltan	63	...	...	...	...	...	...	...	...	...	...	...	...	...	...	...
Sialkot	135	...	...	...	...	...	...	...	...	2	...	...	...	2	1	...
Amritsar	16	...	...	...	...	...	...	...	...	...	...	...	...	...	...	...
Fort Lahore	2	...	...	...	...	...	...	...	...	...	...	...	...	...	...	...
Meer Meer	114	...	...	...	...	...	...	...	1	...	...	...	...	1	...	...
Rawalpindi	176	...	...	...	...	...	...	...	...	...	...	...	...	1	1	...
Campbellpore	31	...	...	...	...	...	...	...	...	...	...	...	...	...	...	...
Attock	10	...	...	...	...	...	...	...	...	...	...	...	...	...	...	...
Nowshera	34	...	...	...	...	...	...	...	...	...	...	...	...	...	...	...
Peshawar	134	...	...	...	...	...	...	...	...	...	1	...	...	1	1	...
	1,028	...	...	...	...	...	...	...	2	2	1	...	...	5	3	2.92
Darjeeling	24	...	...	...	...	...	...	...	...	...	...	...	...	...	...	...
Naini Tal	25	...	...	...	...	...	...	...	...	...	...	...	...	...	...	...
Landour	17	...	...	...	...	...	...	...	...	...	...	...	...	...	...	...
Ranikhet	123	...	...	...	...	...	...	...	...	...	...	...	...	...	...	...
Chakrata	75	...	...	...	...	...	...	...	...	...	...	...	...	...	...	...
Kasauli	63	...	...	...	...	...	...	...	...	...	...	...	...	...	...	...
Dagshai	103	...	...	...	...	...	...	...	...	...	...	...	...	...	...	...
Subathu and Solon	49	...	...	...	...	...	...	...	...	...	...	...	...	...	...	...
Jutogh	10	...	...	...	...	...	...	...	...	...	...	...	...	...	...	...
Kangra	1	...	...	...	...	...	...	...	...	...	...	...	...	...	...	...
Dalhousie	10	...	...	...	...	...	...	...	...	...	...	...	...	...	...	...
Marree Hills (Six months)	108	...	...	...	...	...	...	...	2	...	...	...	...	2	1	...
Marree Depot	75	...	...	...	...	...	...	1	...	...	...	...	...	1	1	...
Cherat (Seven months)	69	...	...	...	...	...	...	...	...	...	...	...	...	...	...	...
	667	...	...	...	...	...	...	1	2	...	...	...	...	3	2	3.00
BENGAL PRESIDENCY	3,498	...	...	...	...	1	2	1	7	2	1	...	...	14	8	2.29



STATIONS.	Average Strength for the period of observation.	NUMBER OF ADMISSIONS FROM CHOLERA IN EACH MONTH.												Total Admissions of the Year.	Total Deaths of the Year.	Death-rate per 1,000 of Strength.
		Jan.	Feb.	Mar.	April.	May.	June.	July.	Aug.	Sept.	Oct.	Nov.	Dec.			
Women on the march, Bombay Presidency	...	...	...	...	...	...	...	...	...	...	...	...	...	...	...	...
Deolali Depôt, Bombay Troops	31	...	...	...	...	...	...	...	...	...	...	...	...	...	...	...
Poona Depôt	...	...	...	...	...	...	...	...	...	...	...	...	...	...	...	...
Colaba Depôt	7	...	...	...	...	...	...	...	...	...	...	...	...	...	...	...
Women on the march, Madras Presidency	...	...	...	...	...	...	...	...	...	...	...	...	...	...	...	...
Poonamallee Depôt	28	...	...	...	...	...	...	...	...	...	...	...	...	...	...	...
Deolali Depôt, Madras Troops	...	...	...	...	...	...	...	...	...	...	...	...	...	...	...	...
Colaba Depôt	...	...	...	...	...	...	...	...	...	...	...	...	...	...	...	...
Nasrabad	64	...	...	...	...	...	...	...	...	...	...	...	...	...	...	...
Norwich	26	...	...	...	...	...	...	...	...	...	...	...	...	...	...	...
Indore	4	...	...	...	...	...	...	...	...	...	...	...	...	...	...	...
Mhow	147	...	...	...	...	...	...	...	...	...	...	...	...	...	...	...
Dessa	83	...	...	...	...	...	...	...	...	...	...	...	...	...	...	...
Ahmedabad	31	...	...	...	...	...	...	...	...	...	...	...	...	...	...	...
Baroda	3	...	...	...	...	...	...	...	...	...	...	...	...	...	...	...
Kurrachee and Ghizree	88	...	...	...	...	...	...	...	...	...	...	...	...	...	...	...
Hyderabad	41	...	...	...	...	...	...	...	...	...	...	...	...	...	...	...
Aden	57	...	...	...	...	...	...	...	...	...	...	...	...	...	...	...
	544	...	...	...	...	...	...	...	...	...	...	...	...	...	...	184
Bombay	44	...	...	...	...	...	...	...	...	...	...	...	...	...	...	...
Asirgarh (Five months)	10	...	...	...	...	...	...	...	...	...	...	...	...	...	...	...
Ahmednagar	61	...	...	...	...	...	...	...	...	...	...	...	...	...	...	...
Poona and Kirkee	204	...	...	...	...	...	...	...	...	...	...	...	...	...	...	...
Satara	12	...	...	...	...	...	...	...	...	...	...	...	...	...	...	...
Belgaum	112	...	...	...	...	...	...	...	...	...	...	...	...	...	...	...
Secunderabad	288	...	...	...	...	...	...	...	...	...	...	...	...	...	...	...
Kumtsee	148	...	...	...	...	...	...	...	...	...	...	...	...	...	...	...
	933	...	...	...	...	...	...	...	...	...	...	...	...	...	...	857
Bellary	114	...	...	...	...	...	...	...	...	...	...	...	...	...	...	...
Bangalore	253	...	...	...	...	...	...	...	...	...	...	...	...	...	...	...
Cannanore	96	...	...	...	...	...	...	...	...	...	...	...	...	...	...	...
Mallapooram	5	...	...	...	...	...	...	...	...	...	...	...	...	...	...	...
Calicut	4	...	...	...	...	...	...	...	...	...	...	...	...	...	...	...
Trichinopoly	28	...	...	...	...	...	...	...	...	...	...	...	...	...	...	...
St. Thomas' Mount	63	...	...	...	...	...	...	...	...	...	...	...	...	...	...	...
Madras	84	...	...	...	...	...	...	...	...	...	...	...	...	...	...	...
	617	...	...	...	...	...	...	...	...	...	...	...	...	...	...	154
Rangoon	59	...	...	...	...	...	...	...	...	...	...	...	...	...	...	...
Toungoo	44	...	...	...	...	...	...	...	...	...	...	...	...	...	...	...
Tingetmye	58	...	...	...	...	...	...	...	...	...	...	...	...	...	...	...
Port Blair	1	...	...	...	...	...	...	...	...	...	...	...	...	...	...	...
	202	...	...	...	...	...	...	...	...	...	...	...	...	...	...	...
Taragbur (Eight months)	6	...	...	...	...	...	...	...	...	...	...	...	...	...	...	...
Mount Abou	11	...	...	...	...	...	...	...	...	...	...	...	...	...	...	...
Purandhar	8	...	...	...	...	...	...	...	...	...	...	...	...	...	...	...
Wellington	84	...	...	...	...	...	...	...	...	...	...	...	...	...	...	...
Rancandrog	7	...	...	...	...	...	...	...	...	...	...	...	...	...	...	...
	114	...	...	...	...	...	...	...	...	...	...	...	...	...	...	...
ARMY OF BENGAL	3,498	...	...	...	...	...	...	...	...	...	...	...	...	14	8	229
ARMY OF MADRAS	1,417	...	...	...	...	...	...	...	...	...	...	...	...	12	9	635
ARMY OF BOMBAY	1,135	...	...	...	...	...	...	...	...	...	...	...	...	1	1	89
ARMY OF INDIA	6,050	...	...	...	...	...	...	...	...	...	...	...	...	27	18	298

# WOMEN AND CHILDREN OF EUROPEAN REGIMENTS, 1876.

## XII.

TABLE showing the DISTRIBUTION by STATIONS of the CHOLERA of the CHILDREN of EUROPEAN REGIMENTS.

STATIONS.	Average Strength for the period of observation.	NUMBER OF ADMISSIONS FROM CHOLERA IN EACH MONTH.												Total Admissions of the Year.	Total Deaths of the Year.	Death-rate per 1,000 of Strength.
		Jan.	Feb.	Mar.	April.	May.	June.	July.	Aug.	Sept.	Oct.	Nov.	Dec.			
Deolali Depot (Bengal Troops)	...	...	...	...	...	...	...	...	...	...	...	...	...	...	...	...
Children on the march, Bengal	...	...	...	...	...	...	...	...	...	...	...	...	...	...	...	...
Fort William	120	...	...	1	...	1	...	...	...	...	...	...	...	2	2	...
Dum-Dum	134	...	...	...	...	...	...	...	...	...	...	...	...	...	...	...
Barrackpore	80	...	...	...	...	...	...	...	...	...	...	...	...	...	...	...
	334	...	...	1	...	1	...	...	...	...	...	...	...	2	2	599
Hazaribagh	20	...	...	...	...	...	...	...	...	...	...	...	...	...	...	...
Dinapore	198	...	...	...	...	...	...	...	...	...	...	...	...	...	...	...
Benares	61	...	...	...	...	...	...	...	...	...	...	...	...	...	...	...
Chunar	...	...	...	...	...	...	...	...	...	...	...	...	...	...	...	...
Fyzabad	185	...	...	...	...	...	...	...	...	...	...	...	...	...	...	...
Lucknow	447	...	...	...	...	...	...	...	...	...	...	...	...	...	...	...
Sitapur	73	...	...	...	...	...	...	...	...	...	...	...	...	...	...	...
Patchgarh	44	...	...	...	...	...	...	...	...	...	...	...	...	...	...	...
Cawnpore	163	...	...	...	...	...	...	...	...	...	...	...	...	...	...	...
Allahabad	182	...	...	...	...	...	...	...	1	...	...	...	...	1	1	...
	1,358	...	...	...	...	...	...	...	1	...	...	...	...	1	1	73
Shahjahanpur	48	...	...	...	...	...	...	...	...	...	...	...	...	...	...	...
Bareilly	116	...	...	...	...	...	...	...	...	...	...	...	...	...	...	...
Moradabad	18	...	...	...	...	...	...	...	...	...	...	...	...	...	...	...
Meerut	70	...	...	...	...	...	...	...	...	...	...	...	...	...	...	...
Meerut	371	...	...	...	...	...	...	...	...	...	...	...	...	...	...	...
Delhi	87	...	...	...	...	...	...	...	...	...	...	...	...	...	...	...
Muttra	90	...	...	...	...	...	...	...	...	...	...	...	...	...	...	...
	800	...	...	...	...	...	...	...	...	...	...	...	...	...	...	...
Agra	147	...	...	...	...	...	...	...	...	...	...	...	...	...	...	...
Morar	241	...	...	...	...	...	...	...	...	...	...	...	...	...	...	...
Gwalior Citadel	73	...	...	...	...	...	...	...	...	...	...	...	...	...	...	...
Jhansi	67	...	...	...	...	...	...	...	...	...	...	...	...	...	...	...
Nowgong	47	...	...	...	...	...	...	...	...	...	...	...	...	...	...	...
Saugor	16	...	...	...	...	...	...	...	...	...	...	...	...	...	...	...
Jubbulpore	133	...	...	...	...	...	...	...	...	...	...	...	...	...	...	...
	723	...	...	...	...	...	...	...	...	...	...	...	...	...	...	...
Umballa	279	...	...	...	...	...	...	...	...	...	...	...	...	...	...	...
Jullundur	109	...	...	...	...	...	...	...	...	...	...	...	...	...	...	...
Ferozepore	139	...	...	...	...	...	...	...	...	...	...	...	...	...	...	...
Mooltan	145	...	...	...	...	...	...	...	...	...	...	...	...	...	...	...
Sialkot	214	...	...	...	...	...	...	...	...	...	...	...	...	...	...	...
Amritsar	33	...	...	...	...	...	...	...	...	...	...	...	...	...	...	...
Fort Lahore	3	...	...	...	...	...	...	...	...	...	...	...	...	...	...	...
Meen Meer	180	...	...	...	...	...	...	...	...	...	...	...	...	...	...	...
Rawalpindi	342	...	...	...	...	...	...	...	2	...	...	...	...	2	1	...
Campbellpore	48	...	...	...	...	...	...	...	...	...	...	...	...	...	...	...
Attock	21	...	...	...	...	...	...	...	...	...	...	...	...	...	...	...
Nowshera	70	...	...	...	...	...	...	...	...	...	...	...	...	...	...	...
Peshawar	204	...	...	...	...	...	...	...	...	5	...	...	...	5	4	...
	1,778	...	...	...	...	...	...	...	2	...	5	...	...	7	5	281
Darjeeling	58	...	...	...	...	...	...	...	...	...	...	...	...	...	...	...
Naini Tal	60	...	...	...	...	...	...	...	...	...	...	...	...	...	...	...
Landour	49	...	...	...	...	...	...	...	...	...	...	...	...	...	...	...
Ranikhet	219	...	...	...	...	...	...	...	...	...	...	...	...	...	...	...
Chakrata	171	...	...	...	...	...	...	...	...	...	...	...	...	...	...	...
Kasauli	144	...	...	...	...	...	...	...	...	...	...	...	...	...	...	...
Dagshai	241	...	...	...	...	...	...	...	...	...	...	...	...	...	...	...
Subathu and Solon	96	...	...	...	...	...	...	...	...	...	...	...	...	...	...	...
Jatogh	11	...	...	...	...	...	...	...	...	...	...	...	...	...	...	...
Kangra	2	...	...	...	...	...	...	...	...	...	...	...	...	...	...	...
Dalbouse	15	...	...	...	...	...	...	...	...	...	...	...	...	...	...	...
Murree Hills (6 months)	228	...	...	...	...	...	...	...	2	...	...	...	...	2	1	...
Murree Depot	185	...	...	...	...	...	...	3	...	...	...	...	...	3	3	...
Cherat (7 months)	134	...	...	...	...	...	...	...	...	...	...	...	...	...	...	...
	1,444	...	...	...	...	...	...	3	2	...	...	...	...	5	4	277
BENGAL PRESIDENCY	6,902	...	...	1	...	1	...	3	5	...	5	...	...	15	12	182



STATIONS.	Average Strength for the period of observation.	NUMBER OF ADMISSIONS FROM CHOLERA IN EACH MONTH.												Total Admissions of the Year.	Total Deaths of the Year.	Death-rate per 1,000 of Strength.
		Jan.	Feb.	Mar.	April.	May.	June.	July.	Aug.	Sept.	Oct.	Nov.	Dec.			
Children on the march, Bombay Presidency	...	...	...	...	...	...	...	...	...	...	...	...	...	...	...	...
Deolali Depôt, Bombay Troops	64	...	...	...	...	...	...	...	...	...	...	...	...	...	...	...
Colaba Depôt	7	...	...	...	...	...	...	...	...	...	...	...	...	...	...	...
Children on the march, Madras Presidency	...	...	...	...	2	...	...	...	...	...	...	...	...	2	1	...
Ponnammallee Depôt	11	...	...	...	...	...	...	...	...	...	...	...	...	...	...	...
Deolali Depôt, Madras Troops	...	...	...	...	...	...	...	...	...	...	...	...	...	...	...	...
Colaba Depôt	...	...	...	...	...	...	...	...	...	...	...	...	...	...	...	...
Numeerabad	131	...	...	...	...	...	...	...	...	...	...	...	...	...	...	...
Noemuch	42	...	...	...	...	...	...	...	...	...	...	...	...	...	...	...
Indore	9	...	...	...	...	...	...	...	...	...	...	...	...	...	...	...
Mhow	285	...	...	...	...	...	...	...	...	...	...	...	...	...	...	...
Deesa	199	...	...	...	...	1	...	...	...	...	...	...	...	1	...	...
Ahmedabad	64	...	...	...	...	...	...	...	...	...	...	...	...	...	...	...
Baroda	7	...	...	...	...	...	...	...	...	...	...	...	...	...	...	...
Kurrachee and Ghizee	189	...	...	...	...	...	...	...	...	...	...	...	...	...	...	...
Hyderabad	68	...	...	...	...	...	...	...	...	...	...	...	...	...	...	...
Aden	102	...	...	...	...	...	...	...	...	...	...	...	...	...	...	...
	1,696	...	...	...	...	1	...	...	...	...	...	...	...	1	...	...
Bombay	88	...	...	...	...	...	...	...	...	...	...	...	...	...	...	...
Asirgarh (5 months)	19	...	...	...	...	...	...	...	...	...	...	...	...	...	...	...
Ahmednagar	152	...	...	...	...	...	...	...	...	...	...	...	...	...	...	...
Poona and Kirkee	539	...	...	...	...	...	...	...	...	...	...	...	...	...	...	...
Satara	31	...	...	...	...	...	...	...	...	...	...	...	...	...	...	...
Belgaum	209	...	...	...	...	...	...	...	...	...	...	...	...	...	...	...
Secunderabad	588	...	...	...	1	...	...	...	4	...	...	...	...	5	3	...
Kamptee	196	...	...	...	...	...	...	...	...	...	...	...	...	...	...	...
	1,862	...	...	...	1	...	...	...	4	...	...	...	...	5	3	161
Bellary	248	...	...	...	...	...	...	...	...	...	...	...	...	...	...	...
Bangalore	529	...	...	...	...	...	...	...	...	...	...	...	...	...	...	...
Cannanore	222	...	...	...	...	...	...	...	...	...	...	...	...	...	...	...
Mallapuram	12	...	...	...	...	...	...	...	...	...	...	...	...	...	...	...
Calicut	15	...	...	...	...	...	...	...	...	...	...	...	...	...	...	...
Trichinopoly	64	...	...	...	...	...	...	...	...	...	...	...	...	...	...	...
St. Thomas' Mount	128	...	...	...	...	...	...	...	3	...	...	...	...	3	3	...
Madras	176	...	...	...	...	...	...	...	...	...	...	...	...	...	...	...
	1,394	...	...	...	...	...	...	...	3	...	...	...	...	3	3	215
Rangoon	188	...	...	...	...	...	...	...	...	...	...	...	...	...	...	...
Toungoo	97	...	...	...	...	...	...	...	...	...	...	...	...	...	...	...
Thayetungo	145	...	...	...	...	...	...	...	...	...	...	...	...	...	...	...
Port Blair	1	...	...	...	...	...	...	...	...	...	...	...	...	...	...	...
	431	...	...	...	...	...	...	...	...	...	...	...	...	...	...	...
Taragbur (8 months)	9	...	...	...	...	...	...	...	...	...	...	...	...	...	...	...
Mount Abo	26	...	...	...	...	...	...	...	...	...	...	...	...	...	...	...
Parandhar	18	...	...	...	...	...	...	...	...	...	...	...	...	...	...	...
Wellington	201	...	...	...	...	...	...	...	...	...	...	...	...	...	...	...
Rassandreeg	18	...	...	...	...	...	...	...	...	...	...	...	...	...	...	...
	269	...	...	...	...	...	...	...	...	...	...	...	...	...	...	...
ARMY OF BENGAL	6,602	...	...	1	...	1	...	3	5	...	5	...	...	15	12	182
ARMY OF MADRAS	2,920	...	...	...	3	...	...	...	7	...	...	...	...	10	7	240
ARMY OF BOMBAY	2,360	...	...	...	...	1	...	...	...	...	...	...	...	1	...	...
ARMY OF INDIA	11,882	...	...	1	3	2	...	3	12	...	5	...	...	26	19	160

WOMEN AND CHILDREN OF EUROPEAN REGIMENTS. 1876.

## XIII.

DETAIL of the CAUSES of the ADMISSIONS and DEATHS of the WOMEN of EUROPEAN REGIMENTS

Women of the Army of Bengal—Strength ... 3,498				Admission-rate per 1,000 ... 970·0				Death-rate per 1,000 ... 22·87			
" " Madras ... 1,417				" " " 783·3				" " " 19·65			
" " Bombay ... 1,135				" " " 835·2				" " " 16·75			
" " India ... 6,050				" " " 901·0				" " " 20·83			
CAUSES OF ADMISSIONS AND DEATHS.	BENGAL.		MADEAS.		BOMBAY.		ARMY OF INDIA.		RATIO PER 1,000 OF STRENGTH.		
	Admitted.	Died.	Admitted.	Died.	Admitted.	Died.	Admitted.	Died.	Admitted.		
									Died.		
Dengue	33	---	2	---	1	---	36	---	6·0	---	
Cholera	14	8	12	9	1	1	27	14	4·3	208	
Smallpox	2	---	3	---	3	1	8	1	1·3	17	
Measles	11	---	1	---	---	---	12	---	---	---	
Mumps	1	---	---	---	---	---	1	---	---	---	
Erysipelas	3	---	2	---	2	---	7	---	---	---	
Pycemia, from retention of purulent matter	---	---	1	1	---	---	1	1	---	---	
Fætic Fever	4	2	4	2	1	---	9	4	1·5	66	
Intermittent Fevers	690	---	61	---	218	---	969	---	100·0	---	
Remittent and Continued Fevers	416	8	135	3	98	1	619	12	167·3	198	
Rheumatism	43	1	18	---	9	---	70	1	19·7	---	
Secondary Syphilis	3	1	3	---	5	---	11	1	---	---	
Phthisis Pulmonalis	23	9	11	---	7	2	41	11	6·8	181	
Hæmoptysis	2	---	1	---	---	---	2	---	---	---	
Anæmia	95	---	11	---	12	---	108	---	---	---	
General Droopy	---	---	---	---	1	---	2	---	---	---	
Apoplexy	8	6	2	1	3	3	13	9	2·2	1·49	
Encephalitis	---	---	1	1	---	---	1	1	---	---	
Hemiplegia	---	---	1	---	---	---	---	---	---	---	
Paraplegia	1	---	---	---	---	---	1	---	---	---	
Epilepsy	11	---	---	---	---	---	11	---	---	---	
Neuralgia	24	---	11	---	6	---	41	---	---	---	
Hysteria	22	---	11	---	13	---	46	---	7·6	---	
Mania	2	1	---	---	---	---	2	1	---	---	
Melancholia	1	---	1	---	1	---	3	---	---	---	
Ophthalmia	181	---	61	---	28	---	270	---	45·0	---	
Iritis	2	---	---	---	---	---	2	---	---	---	
Amaurosis	1	---	---	---	---	---	1	---	---	---	
Otitis	12	---	3	---	1	---	16	---	---	---	
Deafness	1	---	---	---	---	---	1	---	---	---	
Disease of Mastoid Cells	---	---	1	1	---	---	1	1	---	---	
Epistaxis	2	---	---	---	---	---	2	---	---	---	
Varix	1	---	---	---	1	---	2	---	---	---	
Palpitation	11	---	8	---	2	---	21	---	---	---	
Heart Disease	5	1	4	---	---	2	10	3	---	---	
Aortic Aneurysm	2	1	---	---	---	---	2	1	---	83	
Rupture of Aorta	1	1	---	---	---	---	1	1	---	---	
Gout	1	---	1	---	---	---	2	---	---	---	
Laryngitis	4	---	---	---	2	---	6	---	---	---	
Tonsillitis	33	---	7	---	9	---	49	---	---	---	
Bronchitis	94	2	21	---	23	---	142	2	36·1	115	
Asthma	5	---	2	---	---	---	7	---	---	---	
Pleurisy	3	---	---	---	1	---	4	---	---	---	
Pneumonia	10	3	---	---	2	2	12	5	---	---	
Stomatitis	1	---	---	---	---	---	1	---	---	---	
Gastritis	1	---	1	---	---	---	2	---	---	---	
Katarrhis	3	1	---	---	---	---	3	1	---	---	
Peritonitis	1	1	---	---	---	---	1	1	---	---	
Dyspepsia	209	---	98	---	58	---	265	---	---	---	
Colic	46	---	23	---	10	---	79	---	---	---	
Hæmorrhoids	9	---	6	---	2	---	17	---	---	---	
Typhlitis	2	---	---	---	---	---	2	---	---	---	
Fistula in Ano	1	---	---	---	---	---	1	---	---	---	
Tapeworm	7	---	1	---	3	---	11	---	---	---	
Jaundice	16	---	6	---	9	---	31	---	---	---	
Ascites	1	---	---	---	---	---	1	---	---	---	
Hepatitis	76	5	40	---	20	---	136	5	22·5	83	
Spleen Disease	14	---	1	---	7	---	22	---	3·6	---	
Dysentery	96	9	42	2	29	2	167	13	27·6	215	
Diarrhoea	185	3	64	2	50	2	290	7	49·4	115	
Nephritis	2	1	1	---	---	---	3	1	---	---	
Cystitis	2	---	---	---	---	---	2	---	---	---	
Enuresis	2	---	---	---	1	---	3	---	---	---	
Renal Calculus	---	---	---	---	1	---	1	---	---	---	
Gonorrhoea	2	---	1	---	---	---	3	---	---	---	
Amenorrhoea	6	---	2	---	2	---	10	---	---	---	
Dysmenorrhoea	10	---	12	---	1	---	23	---	---	---	
Menorrhagia	29	---	14	---	9	---	52	---	---	---	
Ovaritis	4	---	7	---	2	---	13	---	---	---	
Uterine Tumour	---	---	1	---	1	---	2	---	---	---	
Ulcet of Uterus	11	---	4	---	3	---	18	---	---	---	
Prolapse of Uterus	6	---	5	---	3	---	14	---	---	---	
Displacement of Uterus	2	---	2	---	1	---	5	---	---	---	
Leucorrhœa	11	---	6	---	3	---	20	---	33·2	---	
Phlegmasia dolens	---	---	1	---	1	---	2	---	---	---	
Pelvic Cellulitis	3	1	---	---	1	---	4	1	---	---	
Metritis	4	1	---	---	---	---	4	1	---	---	
Hæmorrhage	11	1	2	---	6	---	19	2	---	---	
Puerperal Peritonitis	2	---	3	2	---	---	5	2	---	---	
" Fever	1	1	1	1	---	---	2	1	---	---	
" Mania	4	1	---	---	1	---	5	1	---	2·64	
" Convulsions	2	1	---	---	1	---	3	2	---	---	
Childbirth	---	4	---	---	---	2	6	1	---	---	
Abortion	61	1	23	---	12	---	98	1	16·2	---	
Periostitis	1	---	---	---	1	---	2	---	---	---	
Caries	---	---	1	---	---	---	1	---	---	---	
Necrosis	---	---	---	---	---	---	1	---	---	---	
Synovitis	4	---	2	---	---	---	6	---	---	---	
Abscess	58	---	12	---	17	---	67	---	---	---	
Abscess of Breast	---	1	---	---	---	---	---	1	---	---	
Ulcet	21	---	19	---	8	---	48	---	22·8	---	
Boils	9	---	1	---	9	---	19	---	---	---	
Carbuncle	1	---	---	---	1	---	2	---	---	---	
Whitlow	8	---	3	---	---	---	15	---	---	---	
Skin Diseases	1	---	1	---	---	---	1	---	---	---	
Itch	---	---	---	---	---	---	---	---	---	---	
Tumours	---	---	---	---	---	---	---	---	---	---	
General Debility	655	3	293	2	204	---	1,152	5	268·6	83	
Injuries	27	1	17	---	14	---	38	1	9·6	---	
Ratio for all causes not specially calculated	---	---	---	---	---	---	---	---	49·2	2·15	
	3,393	80	1,110	27	948	19	5,451	126	901·0	20·83	

\* Including Anemia and Dyspepsia.



# WOMEN AND CHILDREN OF EUROPEAN REGIMENTS, 1876.

## XIV.

DETAIL of the CAUSES of the ADMISSIONS and DEATHS of the CHILDREN of EUROPEAN REGIMENTS.

CAUSES OF ADMISSIONS AND DEATHS.	BENGAL.		MADRAS.		BOMBAY.		ARMY OF INDIA.		RATIO PER 1,000 OF STRENGTH.	
	Admitted.	Died.	Admitted.	Died.	Admitted.	Died.	Admitted.	Died.	Admitted.	Died.
	Children of the Army of Bengal—Strength ... 8,002		Admission-rate per 1,000 ... 892.8		Death-rate per 1,000 ... 59.83		Admission-rate per 1,000 ... 592.8		Death-rate per 1,000 ... 56.16	
	" " Madras " ... 2,929		" " " ... 606.8		" " " ... 712.3		" " " ... 55.88		" " " ... 55.88	
	" " Bombay " ... 2,309		" " " ... 606.8		" " " ... 712.3		" " " ... 55.88		" " " ... 55.88	
	" " India " ... 11,882		" " " ... 606.8		" " " ... 712.3		" " " ... 55.88		" " " ... 55.88	
Dengue	17	...	2	...	...	...	19	...	1.6	...
Cholera	15	12	10	7	1	...	26	19	2.2	1.60
Smallpox	...	...	1	...	2	...	3	...	...	...
Chickenpox	25	...	13	...	29	...	58	...	...	...
Measles	457	21	127	6	5	...	589	27	49.6	2.27
Whooping Cough	46	4	35	1	6	...	87	5	7.3	...
Mumps	2	...	11	...	3	...	23	...	...	...
Scarlet Fever	2	...	1	...	1	...	4	...	...	...
Diphtheria	2	1	...	...	...	...	2	1	...	...
Erysipelas	11	2	1	...	1	...	13	2	...	...
Enteric Fever	4	...	3	...	5	1	12	1	...	...
Intermittent Fevers	689	3	42	...	279	1	1,010	4	85.0	...
Remittent and Continued Fevers	590	22	179	5	152	6	921	33	77.5	3.11
Rheumatism	9	1	1	...	...	...	10	1	...	...
Infantile Syphilis	4	1	3	...	1	1	8	2	...	...
Scrofula	16	...	3	...	3	...	22	...	...	...
Tubercles Mesenterics	28	18	25	14	12	4	65	36	...	...
Phthisis Pulmonalis	3	3	3	1	...	...	6	4	8.3	3.46
Hæmoptysis	1	...	...	...	...	...	1	...	...	...
Hip-joint Disease	5	...	...	1	...	...	5	1	...	...
Anæmia	91	8	5	1	11	1	107	10	...	...
Cancer of the Oral	2	1	...	...	...	...	2	1	...	...
Rickets	...	...	1	...	...	...	1	...	...	...
Scurvy	1	...	...	...	...	...	1	...	...	...
Sunstroke	5	1	1	...	...	...	6	1	5	...
Hysteria	3	...	1	...	...	...	4	...	...	...
Epilepsy	4	...	5	1	...	...	9	1	...	...
Paralysis	...	...	2	...	...	...	2	...	...	...
" Hemiplegia	1	...	...	...	...	...	1	...	...	...
" Paraplegia	1	...	1	...	...	...	1	...	...	...
Dementia	1	...	...	...	...	...	1	...	...	...
Neuralgia	5	...	...	...	...	...	5	...	...	...
Meningitis	12	6	7	6	1	1	29	13	2.3	1.60
Hydrocephalus	4	4	2	1	1	1	7	6	...	...
Convulsions	102	69	59	34	19	15	171	118	14.4	9.93
Ophthalmia	942	...	241	...	192	...	1,376	...	115.7	...
Otitis	15	...	2	...	4	...	21	...	...	...
Heart Disease	4	1	...	...	...	...	4	1	...	...
Cyanosis	1	1	...	...	...	...	1	1	...	...
Pericarditis	1	1	...	...	...	...	1	1	...	...
Palpitation	...	...	1	...	1	...	2	...	...	...
Tonsillitis and Sorethroat	63	1	25	1	16	...	104	2	...	...
Bronchitis	235	17	105	6	63	6	493	29	...	...
Croup	27	5	10	5	6	1	43	11	48.6	4.62
Pleurisy	1	...	...	...	...	...	1	...	...	...
Pneumonia	11	7	4	2	9	4	24	13	...	...
Aphtha	8	...	2	...	3	...	13	...	...	...
Stomatitis	6	1	1	...	1	...	8	1	...	...
Hamatemesis	1	...	...	...	...	...	1	...	...	...
Melena	...	...	2	...	...	...	2	...	...	...
Gastritis	1	...	1	...	...	...	2	...	...	...
Enteritis	1	...	1	...	...	...	3	...	...	...
Peritonitis	...	1	...	1	1	1	...	1	...	...
Dyspepsia	13	...	23	...	9	...	45	...	...	...
Colic	18	...	4	...	2	...	24	...	...	...
Hæmorrhoids and Prolapsus Ani	6	...	8	...	...	...	14	...	...	...
Hernia	5	...	...	...	1	...	6	...	...	...
Worms	7	...	17	...	7	...	25	...	...	...
Tapeworm	16	...	...	...	...	...	31	...	...	...
Jaundice	9	2	8	1	2	1	13	4	...	...
Hepatitis	6	1	6	...	6	...	18	1	15	...
Spleen Disease	12	1	2	...	4	...	18	1	...	...
Dysentery	111	16	73	8	39	7	221	31	18.8	2.61
Diarrhoea	630	81	187	21	155	19	972	121	81.8	10.15
Nephritis	1	1	...	...	...	...	1	1	...	...
Cystitis	...	...	3	...	1	...	4	...	...	...
Calculus	...	...	1	...	...	...	1	...	...	...
Phymosis	3	...	...	...	1	...	4	...	...	...
Gonorrhoea	...	...	1	...	...	...	1	...	...	...
Hydrocele	1	...	...	...	...	...	1	...	...	...
Orchitis	1	...	1	...	...	...	2	...	...	...
Leucorrhoea	3	...	1	...	1	...	5	...	...	...
Amenorrhoea	2	...	1	...	1	...	4	...	...	...
Dysmenorrhoea	1	...	...	...	...	...	1	...	...	...
Curvature of Spine	3	...	1	...	...	...	4	...	...	...
Clubfoot	1	...	2	...	...	...	3	...	...	...
Nævus	...	...	1	...	...	...	1	1	...	...
Hælip	...	...	1	...	...	...	1	...	...	...
Dentition	272	49	131	24	101	23	504	87	42.4	7.32
Periostitis	1	...	...	...	1	...	2	...	...	...
Caries of Sacrum	...	...	1	...	...	...	1	...	...	...
Rhinovitis	3	...	...	...	...	...	3	...	...	...
Muscular Atrophy	...	...	...	...	1	...	1	...	...	...
Scabies and Skin Diseases	45	...	28	...	20	...	80	...	...	...
Guinea Worm	...	...	...	...	1	...	1	...	...	...
Tumour	...	...	1	...	...	...	1	...	...	...
Abscess	38	...	18	...	15	...	71	...	16.4	...
Ulcer	22	...	22	...	13	...	57	...	...	...
Boils	28	...	21	...	18	...	67	...	...	...
General Debility	465	39	193	13	161	7	819	69	77.9	5.81
Injuries	91	2	49	2	52	5	183	9*	16.2	...
Poisoning, Tartar Emelic	...	...	1	...	...	...	1	...	...	...
" Arsenic	1	...	...	...	...	...	1	...	...	...
" Vegetable Poisons	4	...	2	1†	...	...	6	1	...	...
Ratio per 1,000 for all causes not specially calculated	...	...	...	...	...	...	...	...	41.2	2.68
	5,300	395	1,731	164	1,432	105	8,463	664	712.3	55.88

\* Burns and Scalds 1, Drowning 2, Snakebite 1, Fell out of bed 1, Overlaid 1.  
† Probably a case of cholera. The case occurred at Madras during the prevalence of epidemic cholera.





## 2. NATIVE TROOPS, 1876.

---

Total Strength borne on the Regimental Rolls	...	...	...	... 44,590
Deaths of the Year, including men absent on Furlough and Sick Leave	...	...	...	... 692
Death-rate per 1,000 for the Total Regimental Strength	...	...	...	... 15.52

(For Details, see Regimental Table XVI.)

---

Average Strength present with their Regiments	...	...	...	... 39,494
Died while on duty with their Regiments	...	...	...	... 446
Death-rate per 1,000 for the men present with their Regiments...	...	...	...	... 11.29

(Tables I to XV.)

## 2. NATIVE TROOPS, 1870.

The following table shows the number of native troops in the several regiments of the British Army in India, at the close of the year 1870. The total number of native troops in the British Army in India at the close of the year 1870 was 1,000,000. The number of native troops in the British Army in India at the close of the year 1870 was 1,000,000. The number of native troops in the British Army in India at the close of the year 1870 was 1,000,000.



# NATIVE TROOPS, 1876.

## I.

**TABLE showing the SICKNESS and MORTALITY among the NATIVE TROOPS serving in the BENGAL PRESIDENCY during the Year 1876, and the prevalence of the principal Diseases in each Month of the Year.**

(This Statement is for the Regular Native Army only, and for men present from month to month with their Regiments — (See introductory note).)

MONTHS.	Average Strength.	Average Number Daily Sick.	Number Daily Sick per 1,000 of Strength.	Number of Deaths.	Died per 1,000 of Strength.	CAUSES OF DEATHS IN HOSPITAL.																		Died out of Hospital.
						Cholera.	Smallpox.	Enteric Fever.	Fever, Intermittent.	Fever, Remittent and Continued.	Apoplexy.	Dysentery.	Diarrhoea.	Hepatitis.	Spleen Disease.	Respiratory Diseases.	Heart Diseases.	Phthisis Pulmonalis.	Dropsy.	Scurvy.	Atrophy and Anæmia.	Wounds and Accidents.	All other Causes.	
January	43,165	1,594	34.8	58	1.37	4	...	...	3	2	...	8	4	1	...	18	1	3	...	...	9	...	3	32
February	43,026	1,527	35.5	48	1.12	14	...	...	6	...	...	2	2	...	1	11	...	3	...	...	...	1	...	1
March	42,941	1,606	37.4	48	1.12	9	...	...	1	4	...	6	3	...	1	12	...	4	...	...	3	...	4	...
April	38,257	1,154	30.2	33	.86	3	...	...	...	...	1	3	3	...	...	7	...	...	...	...	...	...	...	...
May	36,132	1,071	29.6	26	.72	6	...	...	1	...	...	5	3	...	...	3	...	...	...	...	...	1	...	...
June	36,076	1,055	29.2	30	.83	7	1	...	3	5	1	1	...	1	1	1	...	...	...	...	...	...	...	...
July	36,706	1,097	29.6	18	.49	2	...	...	...	4	...	...	1	...	...	...	...	...	...	...	...	...	...	...
August	37,077	1,130	30.5	17	.46	3	...	...	1	2	1	...	1	...	...	3	...	...	...	...	...	...	...	...
September	37,152	1,060	28.5	16	.43	1	...	1	2	1	...	...	1	...	...	...	...	...	...	...	...	...	...	...
October	38,907	1,208	31.0	67	1.72	20	...	...	4	7	...	4	3	...	3	3	...	...	...	...	...	...	...	...
November	42,281	1,209	28.6	45	1.06	4	...	1	13	6	1	2	2	...	1	7	1	...	...	...	1	3	...	...
December	42,229	1,641	38.8	60	1.42	1	...	...	9	2	1	2	3	1	...	24	1	1	...	1	...	...	...	...
						73	1	6	43	34	7	34	24	3	10	91	8	36	2	4	26	2	23	19
Died per 1,000 of the Average Strength.																								
For the year	39,494	1,540	39.0	446	11.29	1.85	.03	2.10	...	...	...	...	...	...	...	...	...	...	...	...	...	...	...	...
Absent Deaths 246. Ratio of 692 Deaths, 1.552 per 1,000 of the Total Regimental Strength.																								
CAUSES OF ADMISSIONS.	NUMBER OF ADMISSIONS INTO HOSPITAL IN EACH MONTH.												Total Admitted during the Year.	Admitted per 1,000 of Strength.	Died out of each hundred cases treated.									
	Jan.	Feb.	March.	April.	May.	June.	July.	Aug.	Sept.	Oct.	Nov.	Dec.												
Cholera	5	28	6	4	9	13	3	8	6	30	6	1	119	3.0	61.34									
Smallpox	...	5	9	3	4	4	...	...	...	...	...	...	25	...	1.09									
Enteric Fever	...	...	...	...	2	2	...	...	...	...	...	...	15	...	...									
Fever, Intermittent and Continued	1,303	1,240	932	1,055	432	1,193	1,462	3,629	5,933	7,551	4,163	2,166	32,050	811.5	40.00									
Apoplexy	15	31	22	18	45	22	14	38	37	58	29	18	360	8.6	10.00									
Dysentery	...	2	2	2	1	2	2	4	1	...	1	1	18	...	...									
Diarrhoea	349	223	161	151	188	129	123	301	265	396	270	241	2,900	70.9	38.80									
Hepatitis	190	136	75	93	122	91	85	141	97	133	122	91	1,376	34.8	1.39									
Spleen Disease	4	6	7	6	6	3	7	6	1	7	4	4	61	1.5	1.92									
Respiratory Diseases	31	29	23	12	39	22	20	23	36	40	60	48	377	9.6	2.65									
Phthisis Pulmonalis	315	334	188	155	151	64	83	116	107	144	219	278	2,154	54.5	4.23									
Dropsy	9	16	10	12	9	5	12	7	2	11	5	8	186	4.7	3.96									
Scurvy	2	...	...	...	1	...	1	...	2	...	...	1	7	...	...									
Atrophy and Anæmia	4	24	9	2	4	2	1	3	1	6	3	4	63	1.6	6.35									
Wounds and Accidents	241	331	188	105	143	122	127	177	142	189	170	179	2,117	53.6	...									
All other Causes	120	131	113	84	116	84	95	111	66	93	93	98	1,204	30.5	...									
	62	64	62	63	69	82	85	164	101	96	61	45	938	24.3	...									
	252	288	207	186	230	276	318	417	244	289	265	247	3,219	81.5	...									
	498	559	353	386	387	317	332	480	323	483	470	530	5,128	129.8	...									
	348	432	273	276	305	298	259	319	254	352	333	330	3,739	94.7	...									
	3,721	3,878	2,633	2,612	3,274	2,671	3,044	5,987	7,621	9,880	6,265	4,290	55,876											
Admitted per 1,000 of the Average Strength in each Month.																								
	86.2	97.1	61.3	68.3	90.6	74.0	82.9	161.5	205.1	254.0	148.2	101.6	1414.8											



# NATIVE TROOPS, 1876.

## II.

*TABLE showing the SICKNESS and MORTALITY among the NATIVE TROOPS serving in BENGAL PROPER and in ASSAM during the Year 1876, and the prevalence of the principal Diseases in each Month of the Year.*

MONTHS.	Average Strength.	Average Number Daily Sick.	Number Daily Sick per 1,000 of Strength.	Number of Deaths.	Died per 1,000 of Strength.	CAUSES OF DEATHS IN HOSPITAL.																			Died out of Hospital.
						Cholera.	Smallpox.	Enteric Fever.	Fever, Intermittent.	Fever, Remittent and Continued.	Apoplexy.	Dysentery.	Diarrhoea.	Hepatitis.	Spleen Disease.	Respiratory Diseases.	Heart Diseases.	Phthisis Pulmonalis.	Dropsy.	Scurvy.	Atrophy and Anæmia.	Wounds and Accidents.	All other Causes.		
January	7,711	385	49.9	17	...	4	...	...	...	...	...	3	...	...	...	1	1	...	...	...	4	...	...	1	1
February	8,211	378	46.0	12	...	1	...	...	...	...	...	...	...	...	1	3	...	...	...	...	...	...	...	...	...
March	8,217	321	39.1	17	...	4	...	...	...	...	...	...	...	...	1	3	...	...	...	...	...	...	...	...	...
April	7,394	280	37.9	15	...	3	...	...	...	...	...	...	...	...	1	1	...	...	...	...	...	...	...	...	...
May	7,020	275	39.2	8	...	1	...	...	...	...	...	...	...	...	...	1	1	...	...	...	...	...	...	...	...
June	7,002	297	42.4	11	...	...	1	...	3	...	...	1	...	...	1	1	...	...	...	...	...	...	...	...	...
July	7,048	319	45.2	3	...	...	...	1	...	...	...	...	...	...	1	...	1	...	...	...	...	...	...	...	...
August	7,088	349	49.2	6	...	...	...	...	...	...	...	1	...	...	1	...	1	...	...	...	...	...	...	...	...
September	7,129	388	54.4	4	...	...	...	1	1	...	...	1	...	...	...	1	...	...	...	...	...	...	...	...	...
October	7,383	403	62.7	10	...	...	...	...	...	...	...	...	...	...	...	...	...	...	...	...	...	...	...	...	...
November	7,555	478	61.6	7	...	2	...	...	2	...	1	...	...	...	1	...	...	...	...	...	...	...	...	...	...
December	7,848	444	56.6	13	...	...	...	...	2	...	1	...	1	1	...	3	...	1	...	...	...	...	...	1	...
						15	1	2	10	10	1	15	13	1	7	14	2	8	...	2	12	1	4	5	
Died per 1,000 of the Average Strength.																									
For the year	7,484	365	48.8	123	16.43*	2.01	13	...	2.94	...	1.3	2.01	1.74	1.3	.93	1.87	.27	1.06	...	.27	1.68	.13	.53	.67	

CAUSES OF ADMISSIONS.	NUMBER OF ADMISSIONS INTO HOSPITAL IN EACH MONTH.												Total Admitted during the Year.	Admitted per 1,000 of Strength.	Died out of each hundred cases treated.
	Jan.	Feb.	March.	April.	May.	June.	July.	Aug.	Sept.	Oct.	Nov.	Dec.			
Cholera	5	2	4	3	3	1	...	...	...	...	2	...	20	2.7	79.00
Smallpox	...	4	8	3	...	4	...	...	...	...	...	...	19	2.5	5.26
Enteric Fever	...	...	...	...	...	...	2	2	3	...	...	...	7	.9	28.57
Fever, Intermittent	285	292	225	354	432	398	536	796	751	1,075	705	518	6,367	850.7	16
Fever, Remittent and Continued	2	3	6	9	31	8	3	13	13	13	6	6	113	15.1	8.85
Apoplexy	...	...	...	...	...	...	...	1	...	...	...	1	2	.3	...
Dysentery	173	87	75	61	66	61	52	60	63	98	54	77	929	124.1	1.97
Diarrhoea	94	54	28	34	63	36	33	28	27	39	35	31	493	65.9	...
Hepatitis	1	1	1	...	...	...	1	1	...	1	1	1	8	1.1	12.50
Spleen Disease	11	15	6	4	8	6	9	12	10	8	16	15	120	16.0	5.83
Respiratory Diseases	84	76	41	35	24	16	25	30	49	34	43	48	406	66.3	2.82
Phthisis Pulmonalis	2	4	3	2	4	1	...	3	...	3	2	2	24	3.5	39.77
Dropsy	1	...	...	...	1	...	...	...	...	...	...	...	2	.3	...
Scurvy	1	21	9	2	...	...	...	...	...	3	1	1	38	5.1	5.26
Rheumatism	38	60	36	15	25	19	16	33	30	39	35	31	377	59.4	...
Veneral Diseases	13	11	10	15	22	5	12	18	14	15	19	15	169	22.6	...
Eye Diseases	8	6	9	7	4	6	6	9	11	15	7	4	92	12.3	...
Abscess and Ulcer	41	50	40	39	52	57	59	65	57	54	41	44	585	78.1	...
Wounds and Accidents	67	81	54	59	65	41	85	94	53	107	95	101	893	119.3	...
All other Causes	110	129	58	59	77	76	61	162	61	117	101	110	1,061	141.8	...
Admitted per 1,000 of the Average Strength in each Month.															
121.4 109.1 75.3 93.6 124.9 105.2 127.7 178.8 156.1 218.4 150.0 128.1 1579.0															

\* For Statement of Absent Deaths, see Regimental Table XVI, Section I.



# NATIVE TROOPS, 1876.

## III.

TABLE showing the SICKNESS and MORTALITY among the NATIVE TROOPS serving in the DINAPORE, BENARES, OUDH and CAWNPORE DISTRICTS during the Year 1876, and the prevalence of the principal Diseases in each Month of the Year.

MONTHS.	Average Strength.	Average Number Daily Sick.	Number Daily Sick per 1,000 of Strength.	Number of Deaths.	Died per 1,000 of Strength.	CAUSES OF DEATHS IN HOSPITAL.																	Died out of Hospital.		
						Cholera.	Smallpox.	Enteric Fever.	Fever, Intermittent.	Fever, Remittent and Continued.	Apoplexy.	Dysentery.	Diarrhoea.	Hepatitis.	Spleen Disease.	Respiratory Diseases.	Heart Diseases.	Phthisis Pulmonalis.	Dropsy.	Scurvy.	Atrophy and Anæmia.	Wounds and Accidents.		All other Causes.	
January	5,064	152	27.1	4	...	...	...	...	...	...	1	...	...	...	12	...	1	...	...	...	...	...	...	...	
February	6,065	143	23.6	1	...	...	...	...	...	...	...	...	...	...	12	1	...	...	...	...	...	...	...	...	
March	7,815	209	27.3	4	...	...	...	...	...	...	...	...	...	...	12	...	...	...	...	...	...	...	...	...	
April	6,678	170	25.5	3	...	...	...	...	...	...	...	1	...	...	1	...	1	...	...	...	...	...	...	...	
May	6,286	163	25.9	7	...	4	...	...	...	...	1	...	...	...	1	...	...	...	...	...	...	...	...	...	
June	6,347	142	22.4	4	...	...	...	...	...	...	...	...	...	...	...	...	...	...	...	...	...	...	...	...	
July	6,594	148	22.8	4	...	1	...	...	...	...	...	...	...	...	...	...	...	...	...	...	...	...	...	...	
August	6,539	169	25.8	3	...	1	...	...	...	...	...	...	...	...	1	...	1	...	...	...	...	...	...	...	
September	6,505	208	32.0	2	...	...	...	...	...	...	...	...	...	...	...	1	...	1	...	...	...	...	...	...	
October	6,522	207	31.7	6	...	1	...	1	...	...	1	...	...	...	...	...	1	...	...	...	...	...	1	1	
November	6,029	184	30.6	3	...	...	...	...	...	...	...	...	...	...	1	...	1	...	...	...	...	...	...	...	
December	6,180	152	24.6	4	...	...	...	...	...	...	1	...	...	...	1	...	...	...	...	...	...	...	...	...	
						11	...	1	6	...	3	2	...	...	8	1	6	...	...	1	...	2	4		
Died per 1,000 of the Average Strength.																									
For the year	6,381	170	26.6	45	7.05	1.72	...	1.19	...	.47	.31	...	...	...	1.25	.16	.94	...	...	.16	...	.31	.63		

CAUSES OF ADMISSIONS.	NUMBER OF ADMISSIONS INTO HOSPITAL IN EACH MONTH.												Total Admitted during the Year.	Admitted per 1,000 of Strength.	Died out of each hundred cases treated.
	Jan.	Feb.	March.	April.	May.	June.	July.	Aug.	Sept.	Oct.	Nov.	Dec.			
Cholera	...	1	...	...	6	6	2	2	...	1	...	...	18	2.8	61.11
Smallpox	...	...	...	...	...	...	...	...	...	...	...	...	...	...	...
Enteric Fever	...	...	...	...	...	...	...	...	...	...	...	...	...	...	...
Fever, Intermittent	54	83	132	139	162	111	188	277	334	515	235	134	2,355	36.91	...
Fever, Remittent and Continued	1	14	3	2	1	1	3	4	4	8	3	4	48	7.5	12.50
Apoplexy	...	...	...	...	...	...	...	...	...	...	...	...	...	...	...
Dysentery	21	16	18	25	19	10	4	31	28	26	15	18	231	36.2	...
Diarrhoea	5	10	15	23	9	10	4	17	17	4	6	8	128	20.1	1.39
Hepatitis	...	...	1	...	...	...	1	...	...	3	...	...	6	...	...
Spleen Disease	3	2	1	...	1	1	1	1	1	2	...	...	13	2.0	...
Respiratory Diseases	26	22	21	16	24	6	9	15	17	17	36	32	241	37.8	3.32
Phthisis Pulmonalis	2	1	1	4	1	1	2	1	1	2	1	1	18	2.8	33.33
Dropsy	...	...	...	...	...	...	...	...	...	...	...	...	...	...	...
Scurvy	...	...	...	...	...	...	...	...	...	...	...	...	...	...	...
Rheumatism	23	22	10	14	16	15	19	12	18	22	18	15	204	32.0	...
Veneral Diseases	21	26	38	14	27	23	17	25	18	18	9	20	256	40.1	...
Eye Diseases	10	6	14	13	6	9	9	20	21	17	6	8	139	21.8	...
Abscess and Ulcer	33	49	39	31	37	48	55	78	36	44	35	31	514	80.6	...
Wounds and Accidents	54	57	93	61	63	35	53	89	55	69	61	70	756	118.5	...
All other Causes	20	49	36	37	39	36	37	61	48	51	33	37	489	75.2	...
	279	349	421	372	411	316	492	625	599	799	458	378	5,409		17
Admitted per 1,000 of the Average Strength in each Month.															
	49.8	57.5	57.6	55.7	65.3	49.8	61.8	95.6	92.1	122.5	76.1	61.2	847.7		

\* For Statement of Absent Deaths, see Regimental Table XVI, Section 2.



# NATIVE TROOPS, 1876.

## IV.

TABLE showing the SICKNESS and MORTALITY among the NATIVE TROOPS serving in the MEERUT DISTRICT and in ROHILCUND during the Year 1876, and the prevalence of the principal Diseases in each Month of the Year.

MONTHS.	Average Strength.	Average Number Daily Sick.	Number Daily Sick per 1,000 of Strength.	Number of Deaths.	Died per 1,000 of Strength.	CAUSES OF DEATHS IN HOSPITAL.																	Died out of Hospital.		
						Cholera.	Smallpox.	Enteric Fever.	Fever, Intermittent.	Fever, Remittent and Continued.	Apoplexy.	Dysentery.	Diarrhoea.	Hepatitis.	Spleen Disease.	Respiratory Diseases.	Heart Disease.	Phthisis Pulmonalis.	Dropsy.	Scurvy.	Atrophy and Anæmia.	Wounds and Accidents.		All other Causes.	
						1	1	6	2	3	3	6	1	8	6	7	1								
January	4,322	121	28.0	3	...	...	...	1	1	...	...	...	...	...	1	...	...	...	...	...	...	...	...	...	
February	5,191	201	38.7	5	...	...	...	...	...	...	...	...	...	...	1	...	...	...	...	...	...	...	...	...	
March	5,591	189	33.8	3	...	...	...	...	...	...	...	...	...	...	1	...	...	...	...	...	...	...	...	...	
April	4,980	166	33.3	4	...	...	...	...	...	...	...	...	...	...	...	...	...	...	...	...	...	...	...	...	
May	4,807	155	32.2	...	...	...	...	1	1	...	...	...	...	...	1	...	...	...	...	...	...	...	...	...	
June	4,759	149	31.3	6	...	1	...	...	...	1	...	...	...	...	...	...	...	...	...	...	...	...	...	...	
July	4,882	126	25.8	...	...	...	...	...	...	...	...	...	...	...	1	...	...	...	...	...	...	...	...	...	
August	4,933	199	40.3	...	...	...	...	...	...	...	...	...	...	...	1	...	...	...	...	...	...	...	...	...	
September	4,933	249	50.5	...	...	...	...	...	...	...	...	...	...	...	1	...	...	...	...	...	...	...	...	...	
October	5,118	235	45.9	...	...	...	...	...	1	...	...	...	...	...	1	...	...	...	...	...	...	...	...	...	
November	5,432	170	31.3	...	...	...	...	...	3	...	...	...	...	...	1	...	...	...	...	...	...	...	...	...	
December	5,429	143	26.3	12	...	...	...	...	...	...	...	...	...	...	1	...	...	...	...	...	...	...	...	...	
						1	...	1	6	2	...	3	3	...	6	1	8	...	...	6	...	7	1	...	
Died per 1,000 of the Average Strength.																									
For the year	5,031	175	34.8	45	8.95*	20	...	179	...	60	60	...	...	119	20	159	...	...	119	...	139	...	20	...	...

CAUSES OF ADMISSIONS.	NUMBER OF ADMISSIONS INTO HOSPITAL IN EACH MONTH.												Total Admitted during the Year.	Admitted per 1,000 of Strength.	Died out of each hundred cases treated.
	Jan.	Feb.	March.	April.	May.	June.	July.	Aug.	Sept.	Oct.	Nov.	Dec.			
Cholera	...	...	...	...	...	4	...	...	1	...	...	...	5	1.0	20.00
Smallpox	...	1	...	...	4	...	...	...	...	...	...	...	5	1.0	...
Enteric Fever	...	...	...	...	1	...	...	...	...	...	...	...	1	...	...
Fever, Intermittent	121	147	78	70	146	85	96	461	547	470	186	115	2,531	50.1	24
Fever, Remittent and Continued	2	10	5	...	...	6	3	...	1	5	2	3	37	7.4	5.41
Apoplexy	...	...	...	...	1	...	...	...	...	...	...	...	1	...	...
Dysentery	45	25	11	9	21	11	12	28	20	31	35	36	284	56.5	1.35
Diarrhoea	12	35	6	6	13	10	13	14	14	14	13	9	159	31.6	...
Hepatitis	...	3	...	2	...	...	...	2	...	...	...	...	11	2.2	...
Spleen Disease	...	...	2	1	...	5	3	...	...	8	...	...	41	8.1	...
Respiratory Diseases	21	35	8	14	16	7	...	15	7	22	19	20	197	39.1	30.5
Phthisis Pulmonalis	...	4	...	1	2	1	...	1	1	2	1	2	17	3.4	47.06
Dropsy	...	...	...	...	...	...	...	...	...	...	...	...	...	...	...
Scurvy	...	1	...	...	...	...	...	...	...	...	...	...	1	...	...
Rheumatism	26	38	21	20	21	18	...	33	13	25	26	20	289	57.4	...
Veneral Diseases	8	14	17	12	22	15	15	12	7	12	21	16	171	34.0	...
Eye Diseases	19	8	10	13	16	13	13	20	13	11	14	12	162	32.2	...
Abscess and Ulcer	17	29	32	25	31	26	19	42	22	33	36	32	344	68.4	...
Wounds and Accidents	80	94	52	75	63	44	52	69	54	67	57	93	800	159.0	...
All other Causes	39	80	33	39	51	36	22	40	36	42	40	25	484	96.2	...
	381	526	275	296	413	279	286	752	740	744	454	394	5,540		
Admitted per 1,000 of the Average Strength in each Month.															
	88.1	101.3	49.2	59.4	83.9	58.6	58.6	152.4	159.0	145.4	83.6	72.6	1101.2		

\* For Statement of Absent Deaths, see Regimental Table XVI, Section 3.



# NATIVE TROOPS, 1876.

## V.

TABLE showing the SICKNESS and MORTALITY among the NATIVE TROOPS serving in the AGRA DISTRICT and in CENTRAL INDIA during the Year 1876, and the prevalence of the principal Diseases in each Month of the Year.

(Several of the Stations of this area usually occupied by Regiments of the Bengal Army were in 1876 occupied by Madras Troops. The Statistics of the Madras Troops occupying Stations of the Bengal Presidency are given in Table XVII.)

MONTHS.	Average Strength.	Average Number Daily Sick.	Number Daily Sick per 1,000 of Strength.	Number of Deaths.	Died per 1,000 of Strength.	CAUSES OF DEATHS IN HOSPITAL.																	Died out of Hospital.		
						Cholera.	Smallpox.	Enteric Fever.	Fever, Intermittent.	Fever, Remittent and Continued.	Apoplexy.	Dysentery.	Diarrhoea.	Hepatitis.	Spleen Disease.	Respiratory Diseases.	Heart Diseases.	Phthisis Pulmonalis.	Dropsy.	Scurvy.	Atrophy and Anæmia.	Wounds and Accidents.		All other Causes.	
January	4,589	147	32.0	3	...	...	...	...	...	...	...	...	...	...	...	2	...	...	...	...	...	...	...	1	...
February	4,500	147	32.2	4	...	...	...	1	...	...	...	...	...	...	...	1	...	1	...	...	...	...	...	1	...
March	4,277	118	27.6	...	...	...	...	...	...	...	...	...	...	...	...	1	...	1	...	...	...	...	...	...	...
April	3,762	87	23.1	...	...	...	...	...	...	...	...	...	...	...	...	1	...	1	...	...	...	...	...	...	...
May	3,074	86	23.4	...	...	...	...	...	...	...	...	...	...	...	...	...	...	...	...	...	...	...	...	...	...
June	3,034	76	20.9	...	...	...	...	...	...	...	...	...	...	...	...	...	...	...	...	...	...	...	...	...	...
July	3,754	74	19.7	2	...	...	...	...	...	...	...	...	...	...	...	...	...	1	...	...	...	...	...	...	1
August	3,867	101	26.1	...	...	...	...	...	...	...	...	...	...	...	...	...	...	...	...	...	...	...	...	...	...
September	3,882	126	32.5	2	...	...	...	...	...	...	...	...	...	...	...	...	...	...	...	...	...	...	...	...	1
October	3,595	164	45.6	...	...	...	...	...	...	...	...	...	...	...	...	...	...	...	...	...	...	...	...	...	1
November	3,022	185	61.2	3	...	...	...	1	...	...	...	...	...	...	...	1	1	...	...	...	...	...	...	...	...
December	4,294	150	34.9	2	...	...	...	1	...	...	...	...	...	...	...	1	...	...	...	...	...	...	...	...	...
						...	...	1	2	...	...	...	...	...	...	1	7	...	4	...	...	...	...	3	2
Died per 1,000 of the Average Strength.																									
For the year	3,984	122	30.6	20	5.02*	...	...	75	...	...	...	...	...	...	25	176	...	101	...	...	...	...	...	75	50

CAUSES OF ADMISSIONS.	NUMBER OF ADMISSIONS INTO HOSPITAL IN EACH MONTH.												Total Admitted during the Year.	Admitted per 1,000 of Strength.	Died out of each hundred cases treated.
	Jan.	Feb.	March.	April.	May.	June.	July.	Aug.	Sept.	Oct.	Nov.	Dec.			
Cholera	...	...	...	1	...	...	...	...	1	...	...	...	2	5	...
Smallpox	...	...	...	...	...	...	...	...	...	...	...	...	...	...	...
Enteric Fever	...	...	...	...	...	...	...	...	...	...	...	...	1	3	...
Fever, Intermittent	82	77	69	62	90	53	59	151	310	568	433	210	2,164	56.2	...
Fever, Remittent and Continued	1	3	3	4	2	2	1	5	1	1	1	2	26	6.5	...
Apoplexy	...	...	...	...	...	...	...	...	...	...	...	...	...	...	...
Dysentery	18	1	7	10	10	5	14	68	29	21	29	13	228	57.2	...
Diarrhoea	11	2	3	3	10	4	6	12	6	4	4	3	68	17.1	...
Hepatitis	2	...	1	1	1	...	1	1	...	...	1	1	9	2.3	...
Spleen Disease	3	1	3	1	5	...	...	...	2	...	5	7	29	7.3	3.45
Respiratory Diseases	19	23	11	11	6	1	6	9	...	6	9	19	120	30.1	5.83
Phthisis Pulmonalis	2	3	1	...	1	1	3	...	...	2	1	2	16	4.0	25.00
Dropsy	...	...	...	...	...	...	...	...	...	...	...	...	...	...	...
Scurvy	2	...	...	...	1	1	...	...	...	...	...	...	4	1.0	...
Rheumatism	27	24	9	7	19	10	13	21	15	21	16	15	197	49.4	...
Veneral Diseases	17	22	13	14	17	13	17	11	8	5	20	170	42.7	...	
Eye Diseases	6	11	5	1	10	2	8	16	12	9	9	6	98	24.6	...
Abscess and Ulcer	30	43	29	28	14	39	36	38	44	36	32	37	406	101.9	...
Wounds and Accidents	50	51	21	30	33	17	16	30	13	35	27	32	355	89.1	...
All other Causes	24	28	18	21	14	20	20	33	18	22	29	33	280	70.3	...
	294	292	194	197	233	160	196	401	462	736	601	460	4,175		...
Admitted per 1,000 of the Average Strength in each Month.															
	64.1	61.0	45.3	52.4	63.4	46.5	52.2	100.7	119.0	201.7	153.2	93.1	104.80		...



# NATIVE TROOPS, 1876.

## VI.

TABLE showing the SICKNESS and MORTALITY among the NATIVE TROOPS serving in the PUNJAB during the Year 1876, and the prevalence of the principal Diseases in each Month of the Year.

MONTHS.	Average Strength.	Average Number Daily Sick.	Number Daily Sick per 1,000 of Strength.	Number of Deaths.	Died per 1,000 of Strength.	CAUSES OF DEATHS IN HOSPITAL.																	Died out of Hospital.	
						Cholera.	Smallpox.	Enteric Fever.	Fever, Intermittent.	Fever, Remittent and Continued.	Apoplexy.	Dysentery.	Diarrhoea.	Hepatitis.	Spleen Disease.	Respiratory Diseases.	Heart Disease.	Phthisis Pulmonalis.	Dropsy.	Scurvy.	Atrophy and Anæmia.	Wounds and Accidents.		All other Causes.
						28	2	19	14	6	6	3	1	2	54	4	7	2	2	4	1	7		3
Died per 1,000 of the Average Strength.																								
For the year	15,567	673	43.2	165	10.61*	1.80		2.25	.38	.35	.20	.07	.13	3.47	.25	.45	.13	.13	.25	.07	.45	.20		

CAUSES OF ADMISSIONS.	NUMBER OF ADMISSIONS INTO HOSPITAL IN EACH MONTH.												Total Admitted during the Year.	Admitted per 1,000 of Strength.	Died out of each hundred cases treated.
	Jan.	Feb.	March.	April.	May.	June.	July.	Aug.	Sept.	Oct.	Nov.	Dec.			
Cholera						2	1	6	4	29	4	1	47	3.0	59.57
Smallpox			1										1	.1	
Enteric Fever					1	2	2			1			6	.4	33.33
Fever, Intermittent	660	576	389	410	602	546	583	1,935	3,901	4,861	2,538	1,608	18,159	116.5	10
Fever, Remittent and Continued	4	3	5	3	11	5	4	16	18	31	8	3	111	7.1	12.61
Apoplexy		1		2		1	2	2			1		9	.6	66.67
Dysentery	59	38	34	89	72	40	41	114	125	212	127	83	983	63.2	
Diarrhoea	36	29	20	27	27	31	29	70	33	76	62	38	478	30.7	62
Hepatitis		1	4	3	5	2	2	2	1	1	1	2	24	1.5	4.17
Spleen Disease	17	9	11	6	11	12	8	4	16	20	35	24	173	11.1	1.16
Respiratory Diseases	148	174	107	79	81	34	36	47	46	64	105	139	1,069	68.1	5.16
Phthisis Pulmonalis	3	4	4	5	1	1	5	2		2		1	28	1.8	25.00
Dropsy	1						1		2				4	.3	50.00
Atrophy and Anæmia															
Scurvy		2			3	1	1	3	1	3	2	3	19	1.2	10.53
Rheumatism	112	178	109	48	62	60	51	78	66	79	70	91	1,094	64.5	
Veneral Diseases	41	42	35	29	28	28	38	39	16	35	28	22	391	25.1	
Eye Diseases	25	25	13	28	53	52	49	90	44	42	21	14	454	29.2	
Abscess and Ulcer	91	106	58	57	96	106	151	194	105	117	107	101	1,289	82.8	
Wounds and Accidents	187	238	128	151	163	177	146	257	148	178	192	196	2,111	135.6	24
All other Causes	95	139	126	119	124	70	110	133	91	112	120	114	1,353	86.9	
	1,479	1,575	1,044	1,004	1,340	1,170	1,209	2,942	4,707	5,863	3,421	1,890	27,704		
Admitted per 1,000 of the Average Strength in each Month.															
	88.2	92.3	62.7	66.0	93.5	81.6	80.8	200.8	320.1	384.0	200.1	114.1	1779.7		

\* For Statement of Absent Deaths, see Regimental Table XVI, Section 5.



# NATIVE TROOPS, 1876.

## VII.

TABLE showing the SICKNESS and MORTALITY among the NATIVE TROOPS composing the CENTRAL INDIA IRREGULAR FORCE during the Year 1876, and the prevalence of the principal Diseases in each Month of the Year.

MONTHS.	Average Strength.	Average Number Daily Sick.	Number Daily Sick per 1,000 of Strength.	Number of Deaths.	Died per 1,000 of Strength.	CAUSES OF DEATHS IN HOSPITAL.																	Died out of Hospital.	
						Cholera.	Smallpox.	Enteric Fever.	Fever, Intermittent.	Fever, Remittent and Continued.	Apoplexy.	Dysentery.	Diarrhoea.	Hepatitis.	Spleen Disease.	Respiratory Diseases.	Heart Diseases.	Phthisis Pulmonalis.	Dropsy.	Scurvy.	Atrophy and Anæmia.	Wounds and Accidents.		All other Causes.
January	4,695	139	27.7	6	...	...	...	1	...	...	...	...	...	...	3	...	...	...	...	...	...	...	...	...
February	4,578	129	28.2	5	...	...	...	...	...	...	...	...	...	...	3	...	...	...	...	...	...	...	...	...
March	4,681	117	25.0	6	...	...	...	...	1	...	...	...	...	...	3	...	...	...	...	...	...	...	...	...
April	4,309	125	28.8	4	...	1	...	...	...	...	...	...	...	...	1	...	1	...	...	...	...	...	...	...
May	4,163	112	26.9	5	...	...	...	...	...	1	...	...	...	...	...	...	...	...	...	...	...	...	...	...
June	4,129	100	24.2	...	...	...	...	...	...	...	...	...	...	...	...	...	...	...	...	...	...	...	...	...
July	4,631	126	27.4	1	...	...	...	...	...	...	...	...	...	...	1	...	...	...	...	...	...	...	...	...
August	4,647	141	30.3	1	...	...	...	...	...	...	...	...	...	...	...	...	...	...	...	...	...	...	...	...
September	4,623	156	33.7	2	...	...	...	...	...	1	...	...	...	...	1	...	...	...	...	...	...	...	...	...
October	4,459	155	34.8	3	...	...	...	1	...	...	...	...	...	...	1	...	1	...	...	...	...	...	...	...
November	4,597	181	39.4	6	...	...	...	3	...	...	...	...	...	...	1	...	...	...	...	...	...	...	...	...
December	4,671	149	30.0	1	...	...	...	...	...	...	...	...	...	...	...	...	...	...	...	...	1	...	...	...
						1	...	5	1	1	3	2	...	...	15	...	2	...	...	3	...	7	...	...
Died per 1,000 of the Average Strength.																								
For the year	4,526	134	29.6	49	8.84	22	...	133	22	66	44	...	...	...	332	...	44	...	...	66	...	155	...	...

CAUSES OF ADMISSIONS.	NUMBER OF ADMISSIONS INTO HOSPITAL IN EACH MONTH.												Total Admitted during the Year.	Admitted per 1,000 of Strength.	Died out of each hundred cases treated.
	Jan.	Feb.	March.	April.	May.	June.	July.	Aug.	Sept.	Oct.	Nov.	Dec.			
Cholera	...	...	...	1	...	...	...	...	...	...	...	...	1	2	...
Smallpox	2	1	...	...	1	...	1	...	...	...	...	...	5	1.1	...
Enteric Fever	...	...	...	...	...	...	...	...	...	...	...	...	...	...	...
Fever, Intermittent	78	79	62	67	86	35	54	70	154	258	239	125	1,313	290.1	38
Fever, Remittent and Continued	7	7	5	11	14	2	1	1	...	3	1	1	43	11.7	189
Apoplexy	...	...	...	...	...	...	...	...	...	...	...	...	4	9	2500
Dysentery	11	10	18	6	9	5	9	34	13	13	15	6	189	32.9	260
Diarrhoea	6	6	3	2	3	10	9	20	9	8	7	7	90	19.9	...
Hepatitis	...	...	1	...	1	...	...	...	...	1	...	...	3	7	...
Spleen Disease	3	1	3	...	2	...	1	1	5	...	...	...	23	5.1	...
Respiratory Diseases	25	29	39	13	14	4	8	10	4	10	21	17	194	42.9	773
Phthisis Pulmonalis	...	...	1	1	...	...	...	...	2	1	1	...	6	1.3	3333
Dropsy	1	...	1	...	...	...	...	...	...	...	...	...	2	4	...
Scurvy	...	1	...	...	...	...	1	...	...	...	...	...	2	4	...
Rheumatism	18	24	21	9	22	13	14	25	19	24	26	21	236	52.2	...
Veneral Diseases	13	10	3	6	10	12	6	7	7	14	12	6	166	23.4	...
Eye Diseases	14	22	12	29	32	23	17	46	39	31	24	18	298	65.8	...
Abscess and Ulcer	28	34	39	24	22	32	44	47	29	38	21	48	397	87.7	...
Wounds and Accidents	47	36	25	24	23	16	27	41	29	33	29	31	361	79.9	...
All other Causes	28	66	35	42	65	51	66	77	50	72	87	43	682	150.7	...
	281	326	229	226	398	203	258	388	353	541	483	329	3,925		
Admitted per 1,000 of the Average Strength in each Month.															
	59.8	71.2	53.3	52.1	74.0	45.8	58.2	83.5	76.4	114.6	105.1	70.4	807.2		

The Total Strength of the Corps of the Central India Force was 5,686, and out of this Strength the Deaths were 53, which gives a ratio of 9.32 per 1,000.

The Gain and Loss Statement for the year is as under:—

Strength borne on the rolls at the beginning of the year...	5,692
Additions received during the year...	317
<b>TOTAL</b>	<b>6,009</b>
Deaths at head-quarters and in detachments 49; on furlough 13; invalided for discharge 103; otherwise discharged 185...	341
Remaining on the rolls of the Regiments on 31st December	5,688



# NATIVE TROOPS, 1876.

## VIII.

TABLE showing the SICKNESS and MORTALITY among the NATIVE TROOPS composing the PUNJAB IRREGULAR FORCE during the Year 1876, and the prevalence of the principal Diseases in each Month of the Year.

MONTHS.	Average Strength.	Average Number Daily Sick.	Number Daily Sick per 1,000 of Strength.	Number of Deaths.	Died per 1,000 of Strength.	CAUSES OF DEATHS IN HOSPITAL.																		Died out of Hospital.
						Cholera.	Smallpox.	Enteric Fever.	Fever, Intermittent.	Fever, Remittent and Continued.	Apoplexy.	Dysentery.	Diarrhoea.	Hepatitis.	Spleen Disease.	Respiratory Diseases.	Heart Diseases.	Phthisis Pulmonalis.	Dropsy.	Scurvy.	Atrophy and Anæmia.	Wounds and Accidents.	All other Causes.	
January	11,193	486	43.4	17	...	...	...	1	2	3	...	...	...	...	...	9	...	1	...	1	...	...	1	...
February	11,009	425	38.6	12	...	...	1	...	...	...	...	1	...	...	...	8	...	...	...	...	...	...	...	1
March	10,877	341	31.3	6	...	...	...	...	...	...	...	1	...	...	...	...	...	...	1	...	...	...	...	...
April	9,992	285	28.5	19	...	12	1	...	1	...	...	...	...	...	...	1	...	1	...	...	...	1	...	...
May	9,532	288	30.2	2	...	...	...	...	...	...	...	...	...	...	...	1	...	...	...	...	...	...	1	...
June	9,541	276	28.9	2	...	...	...	...	...	1	...	1	...	...	...	...	...	...	...	...	...	...	...	...
July	9,413	259	27.5	5	...	...	...	...	...	1	1	1	...	...	1	...	...	...	...	...	...	...	...	1
August	9,573	346	36.1	5	...	...	...	1	1	1	1	...	...	...	...	...	...	...	...	...	...	1	...	1
September	9,501	483	50.8	8	...	...	...	1	3	...	2	...	...	...	1	...	...	...	...	...	...	...	...	1
October	9,763	638	65.4	25	...	17	...	...	1	...	2	...	...	...	1	...	...	...	...	...	2	...	...	...
November	10,646	712	66.9	21	...	...	...	3	3	...	1	...	...	...	6	1	...	1	...	...	1	...	...	1
December	11,235	555	49.4	11	...	...	...	...	1	...	...	...	...	...	5	...	...	...	...	...	...	...	...	...
						29	2	1	11	17	2	9	2	...	1	33	2	2	1	...	5	2	9	5
Died per 1,000 of the Average Strength.																								
For the year	10,189	424	41.6	133	13.05	2.84	.20	2.84	.20	.88	.20	.88	.20	...	.10	3.23	.20	.20	.10	...	.49	.20	.88	.49

CAUSES OF ADMISSIONS.	NUMBER OF ADMISSIONS INTO HOSPITAL IN EACH MONTH.												Total Admitted during the Year.	Admitted per 1,000 of Strength.	Died out of each hundred cases treated.
	Jan.	Feb.	March.	April.	May.	June.	July.	Aug.	Sept.	Oct.	Nov.	Dec.			
Cholera	...	...	...	29	...	...	...	1	...	25	...	...	55	5.4	52.73
Smallpox	...	1	...	1	1	...	1	...	...	1	...	1	6	6	33.33
Enteric Fever	...	...	...	...	...	...	...	...	...	1	...	1	3	3	33.33
Fever, Intermittent	455	352	241	283	468	322	343	858	1,153	2,170	1,449	767	8,866	870.2	12
Fever, Remittent and Continued	13	13	6	5	11	5	10	13	9	13	14	6	118	11.6	14.41
Apoplexy	...	...	...	...	1	1	2	...	1	...	...	...	5	5	40.00
Dysentery	57	21	16	43	76	48	38	135	113	92	76	47	762	74.8	96
Diarrhoea	18	10	6	27	30	18	24	96	66	38	37	30	390	38.3	...
Hepatitis	...	1	4	...	3	4	2	3	...	...	4	5	25	2.5	...
Spleen Disease	17	20	10	3	14	4	7	6	9	13	24	17	144	14.1	70
Respiratory Diseases	126	120	67	54	49	18	10	32	29	29	31	123	708	69.5	466
Phthisis Pulmonalis	2	...	1	2	1	...	1	1	1	...	3	1	13	1.3	15.38
Dropsy	...	...	...	...	...	...	...	...	...	2	...	...	2	2	...
Scurvy	1	1	2	2	2	1	1	...	...	1	...	5	17	1.7	...
Rheumatism	58	88	51	51	47	52	45	57	40	53	53	67	669	65.9	...
Veneral Diseases	25	22	20	21	25	15	16	12	16	23	10	13	218	21.4	...
Eye Diseases	3	11	17	20	35	34	24	37	32	23	23	8	271	26.6	...
Abscess and Ulcer	82	90	54	57	87	86	125	168	109	112	102	96	1,172	115.9	38
Wounds and Accidents	97	118	72	113	123	99	89	123	122	138	100	99	1,275	125.1	...
All other Causes	79	103	92	104	126	96	91	132	108	87	82	81	1,181	115.9	...
	1,033	971	663	815	1,099	791	833	1,671	1,803	2,821	2,039	1,358	15,894		
Admitted per 1,000 of the Average Strength in each Month.															
	92.3	88.2	60.9	81.6	115.3	83.2	88.5	174.9	189.8	280.0	190.7	120.9	1590.0		

Calculated on a Strength of 12,189, the Total Strength, absent as well as present, the Death-rate of the year is 14.69 per 1,000—the equivalent of 179 deaths. The Gain and Loss Statement for the Frontier Force for the year is as under:—

Strength borne on the Regimental rolls on 1st January 1876	12,278
Additions received during the year	1,155
<b>Total</b>	<b>13,433</b>
Deaths at head-quarters and in Detachments 133; died while on furlough and sick leave 46; invalided for discharge 319; transfers given 18; discharged otherwise 645	1,161
Remaining on the rolls at the close of 1876	12,272



# NATIVE TROOPS, 1876.

## IX.

TABLE showing the SICKNESS and MORTALITY among the NATIVE TROOPS of the REGULAR ARMY and of the PUNJAB FRONTIER FORCE serving TRANS-INDUS during the Year 1876, and the prevalence of the principal Diseases in each Month of the Year.

(This Table contains the entire of the figures shown in the Statement for the Punjab Frontier Force, with the exception of the statistics of Abbottabad, as well as the statistics of the Regiments of the Regular Native Army serving beyond the Indus already incorporated in the General Statement for the Punjab.)

MONTHS.	Average Strength.	Average Number Daily Sick.	Number Daily Sick per 1,000 of Strength.	Number of Deaths.	Died per 1,000 of Strength.	CAUSES OF DEATHS IN HOSPITAL.															Died out of Hospital.			
						Cholera.	Smallpox.	Enteric Fever.	Fever, Intermittent.	Fever, Remittent and Continued.	Apoplexy.	Dysentery.	Diarrhea.	Hepatitis.	Spleen Disease.	Respiratory Diseases.	Heart Diseases.	Phthisis Pulmonalis.	Dropsy.	Scurvy.		Atrophy and Anæmia.	Wounds and Accidents.	All other Causes.
January	14,443	598	41.4	23					2	3			1			14		1			1		1	
February	14,742	565	38.3	15			1					1				11							1	
March	13,868	459	33.1	11						2		1				6	1				1			
April	12,925	364	28.2	20		12	1		1	2						1		1				1		
May	12,232	363	29.7	4				1								1						1		
June	12,200	352	29.0	4						1	1	1						1						
July	12,071	344	28.5	6						1	2	1			1									1
August	12,333	492	39.9	6					1	4	2												1	
September	12,336	715	58.0	9					1	4		2				1								1
October	12,644	979	77.4	46		35			2			3				1	1				2			1
November	13,876	1,042	75.1	28		2			6	4		1				6	1		1	1				1
December	14,237	711	49.9	15					3	1			1			6				1			3	
						49	2	1	16	19	5	10	4		1	47	3	3	1	2	5	3	10	6
Died per 1,000 of the Average Strength.																								
For the year	13,159	582	44.2	187	14.21	372	15	274	38	76	30			68	357	23	23	68	15	38	23	76	43	

CAUSES OF ADMISSIONS.	NUMBER OF ADMISSIONS INTO HOSPITAL IN EACH MONTH.												Total Admitted during the Year.	Admitted per 1,000 of Strength.	Died out of each hundred cases treated.	
	Jan.	Feb.	March.	April.	May.	June.	July.	Aug.	Sept.	Oct.	Nov.	Dec.				
Cholera				29						2	53	4		88	6.7	55.08
Smallpox		1		1	1		1				1		1	6		33.33
Enteric Fever					1									1		
Fever, Intermittent	600	528	335	374	593	470	528	1,290	2,033	3,087	2,396	1,191	14,055	1068.1		...
Fever, Remittent and Continued	14	14	5	6	11	2	3	8	6	8	16	5	98	7.4	19.39	
Apoplexy		1		2	1	2	3	1	1				11		45.45	
Dysentery	76	39	28	56	92	56	59	185	159	169	136	68	1,114	84.7	...	
Diarrhea	25	28	12	41	42	27	38	125	67	89	79	41	614	46.7	...	
Hepatitis		1	3		2	3	2	4			1	2	18	1.4	...	
Spleen Disease	26	23	16	6	8	8	12	7	22	19	37	25	209	15.9	...	
Respiratory Diseases	160	159	109	75	67	24	24	46	48	38	68	138	1,002	76.1	...	
Phthisis Pulmonalis	4	1	1	2	1		1	2			2		14	1.0	...	
Dropsy													2		...	
Scurvy	1	1	2	2	3	1	2	2	1	3	1	6	25	1.9	...	
Rheumatism	78	152	99	67	73	80	73	97	66	81	75	163	1,003	78.5	...	
Veneral Diseases	35	32	22	29	26	17	24	22	16	19	8	11	252	19.1	...	
Eye Diseases	8	16	18	27	49	38	26	42	29	29	27	10	319	24.2	...	
Abscess and Ulcer	98	112	68	64	121	129	152	214	132	146	135	120	1,511	114.8	...	
Wounds and Accidents	110	158	84	134	161	136	115	152	139	148	149	119	1,596	121.3	...	
All other Causes	161	137	128	126	151	107	126	172	134	106	112	126	1,526	116.0	...	
	1,402	1,443	930	1,032	1,403	1,080	1,180	2,339	2,815	4,598	3,237	1,966	23,494			
Admitted per 1,000 of the Average Strength in each Month.																
	97.1	97.9	67.1	79.8	114.7	89.2	97.8	191.3	231.4	363.7	233.3	138.2	1785.4			

# NATIVE TROOPS, 1876.

## X.

*COMPARATIVE STATEMENT of the RATIOS of SICKNESS and MORTALITY among the NATIVE TROOPS serving in the various PROVINCES of the BENGAL PRESIDENCY for the Year 1876.*

	RATIOS PER 1,000 OF STRENGTH.							
	Bengal Proper and Assam.	Gangetic Provinces.	Rohilkund and Meerut.	Agra and Central India.	Punjab.	Regular Native Army.	Punjab Frontier Force.	Central India Force.
<b>I.—AVERAGE DAILY SICK-RATE OF EACH MONTH.</b>								
January	40.9	27.1	28.0	32.0	33.3	34.8	43.4	27.7
February	46.0	23.6	38.7	32.2	34.0	35.5	38.6	28.2
March	39.1	27.3	33.8	27.6	31.8	32.8	31.3	25.0
April	37.9	25.5	33.3	23.1	28.7	30.2	28.5	28.8
May	39.2	25.9	31.2	23.4	27.3	29.6	30.2	26.9
June	42.4	25.4	31.3	20.9	27.3	29.2	28.9	22.6
July	45.2	22.8	25.8	19.7	27.5	29.1	27.5	23.4
August	40.2	25.8	40.3	26.1	41.8	38.6	36.1	30.3
September	54.4	32.0	50.5	32.5	73.4	55.2	59.8	33.7
October	62.7	31.7	45.9	45.6	82.7	60.9	65.1	31.8
November	61.6	30.6	31.3	47.1	67.9	52.2	66.9	39.4
December	56.6	24.6	26.3	34.9	41.8	38.8	49.1	30.0
<b>AVERAGE OF THE YEAR</b>	<b>43.8</b>	<b>26.6</b>	<b>31.8</b>	<b>30.6</b>	<b>43.2</b>	<b>39.0</b>	<b>41.6</b>	<b>29.6</b>
<b>II.—COMPOSITION OF THE ADMISSION-RATE OF THE YEAR.</b>								
Cholera	2.7	2.8	1.0	.5	3.0	3.0	5.4	.2
Intermittent Fevers	850.7	369.1	503.1	543.2	1166.5	811.5	870.2	290.1
Remittent and Continued Fevers	15.1	7.5	7.4	6.5	7.1	8.6	11.6	11.7
Apoplexy	.3	.3	.2	.5	.6	.5	.5	.9
Dysentery	124.1	36.2	56.5	57.2	63.2	70.9	74.8	32.9
Diarrhoea	65.9	20.1	31.6	17.1	30.7	31.8	34.3	19.9
Hepatitis	1.1	.9	2.2	2.3	1.5	1.5	2.5	.7
Spleen Disease	16.0	2.0	8.1	7.3	11.1	9.6	14.1	5.1
Respiratory Diseases	66.3	37.8	39.1	30.1	68.1	54.5	69.5	42.9
Phthisis Pulmonalis	3.5	2.8	3.4	4.0	1.8	2.7	1.3	1.3
Scurvy	5.1	2.8	.2	1.0	1.2	1.6	1.7	.4
Rheumatism	56.4	32.9	57.4	49.4	64.5	53.6	65.0	52.2
Veneral Diseases	22.6	40.1	34.0	42.7	25.1	30.5	21.4	23.4
Eye Diseases	12.3	21.8	32.2	24.6	29.2	24.3	26.6	65.8
Abscess and Ulcers	78.1	80.6	48.4	101.9	82.8	81.5	115.0	87.7
Wounds and Accidents	119.3	118.5	159.0	89.1	135.6	129.8	125.1	79.8
All other Causes	145.5	75.2	97.4	70.6	87.7	85.9	117.0	152.2
<b>ADMISSION-RATE OF THE YEAR</b>	<b>1579.0</b>	<b>847.7</b>	<b>1101.2</b>	<b>1018.0</b>	<b>1779.7</b>	<b>1414.8</b>	<b>1569.0</b>	<b>867.2</b>
<b>III.—COMPOSITION OF THE DEATH-RATE OF THE YEAR.</b>								
Cholera	2.01	1.72	.20	...	1.80	1.85	2.84	.22
Fevers	2.94	1.10	1.79	.75	2.25	2.10	2.84	1.33
Apoplexy	.13	...	...	...	.38	.18	.20	.22
Dysentery	2.01	.47	.60	...	.38	.86	.88	.66
Diarrhoea	1.74	.31	.50	...	.20	.61	.20	.44
Hepatitis	.13	...	...	...	.07	.08	...	...
Spleen Disease	.93	...	...	.25	.13	.23	.10	...
Respiratory Diseases	1.87	1.25	1.10	1.76	3.47	2.30	3.23	3.32
Heart Diseases	.27	.16	.20	...	.25	.20	.20	...
Phthisis Pulmonalis	1.07	.94	1.39	1.01	.45	.91	.20	.44
Atrophy and Anæmia	1.69	.16	1.19	...	.25	.66	.40	.66
All other Causes	.30	.31	1.39	.75	.71	.76	1.18	1.65
Wounds and Accidents	.13	...	...	...	.07	.05	.20	...
Deaths out of Hospital	.67	.63	.20	.50	.20	.48	.49	...
<b>DEATH-RATE OF THE YEAR</b>	<b>16.43</b>	<b>7.05</b>	<b>8.95</b>	<b>5.02</b>	<b>10.61</b>	<b>11.29</b>	<b>13.05</b>	<b>8.84</b>
<b>INCLUDING ABSENT DEATHS</b>	<b>27.75</b>	<b>11.32</b>	<b>14.77</b>	<b>8.90</b>	<b>13.75</b>	<b>15.52</b>	<b>14.69</b>	<b>9.32</b>
<b>DIED OUT OF EACH HUNDRED CASES TREATED.</b>								
<b>IV.—MORTALITY RELATIVE TO THE NUMBER TREATED.</b>								
Cholera	75.00	61.11	20.00	...	59.57	61.34	52.73	...
Intermittent Fevers	.16	.04	.24	.09	.10	.13	.12	.38
Remittent and Continued Fevers	8.85	12.50	5.41	...	12.61	10.00	14.41	1.99
Apoplexy	...	...	...	...	66.67	33.33	40.00	25.00
Dysentery and Diarrhoea	1.97	1.39	1.35	...	.62	1.39	.86	2.09
Hepatitis	12.50	...	...	...	4.17	4.92	...	...
Spleen Disease	5.83	...	...	3.45	1.16	2.65	.70	...
Respiratory Diseases	2.82	3.32	3.05	5.83	5.10	4.23	4.66	7.73
Phthisis Pulmonalis	39.77	33.33	47.06	25.00	25.00	31.96	15.38	33.33
Scurvy	5.26	...	...	...	10.53	6.35	...	...



# NATIVE TROOPS, 1876.

## XI.

TABLE showing the DAILY AVERAGE SICK-RATE of each STATION in each MONTH.

STATIONS.	Average Strength for the period of observation.	DAILY SICK PER 1,000 OF AVERAGE STRENGTH IN EACH MONTH.												Average Daily Sick per 1,000 of Strength during the period of observation.	Ratio for each Province.	
		January.	February.	March.	April.	May.	June.	July.	August.	September.	October.	November.	December.			
Fort William	640	668	649	548	513	226	182	397	426	462	375	335	333	437	488	
Alipore	893	538	332	316	273	271	259	387	336	348	366	481	481	358		
Dum-Dum	115	364	182	273	545	455	91	182	273	645	968	615	726	435		
Barrackpore	984	577	464	580	598	664	491	364	523	702	795	678	799	610		
Berhampore	135	629	440	544	379	250	496	565	744	794	613	515	296	519		
Dacca	215	1156	855	591	524	463	663	564	441	505	690	694	498	651		
Cachar and Outposts	600	393	298	216	419	661	594	425	747	1014	1431	1828	1815	783		
Shillong and Outposts	790	393	326	293	363	421	483	392	445	510	530	362	292	292		
Gauhati	668	294	256	256	124	294	443	702	755	579	1625	1185	810	528		
Tezpur	162	736	663	368	483	123	400	333	400	633	563	494	247	432		
Nowgong	68	179	172	465	498	545	393	290	367	814	698	471	471	441	260	
Dibrugarh	775	470	471	344	275	317	487	465	374	336	443	505	346	490		
Buxa	587	599	613	268	314	594	835	982	779	478	444	424	444	562		
Jalpaiguri	329	291	1017	868	637	324	237	399	538	726	657	575	516	678		
Bhagalpur	365	518	491	335	157	171	106	193	279	320	229	221	182	274		
Nya Dookma	258	317	518	446	376	190	153	150	196	275	221	106	298	271		
Dinapore (10 months)	572	...	...	...	...	...	...	...	...	...	...	...	...	...		
Segowli	246	290	208	241	562	255	286	289	332	250	240	261	185	214		
Benares	345	461	421	373	265	161	185	223	239	189	201	270	444	290		
Chunar	74	286	143	143	143	143	...	143	143	429	375	449	449	270		
Gorakhpur	639	239	198	176	183	291	239	199	151	279	194	251	208	222		
Fyzabad	735	317	255	156	173	147	189	174	189	291	392	387	276	291		
Lucknow	1,505	263	240	392	296	336	286	303	431	492	320	386	210	312		
Sitapur	249	...	121	381	488	361	292	361	397	317	397	484	411	361		
Fatehgarh	159	231	235	211	211	486	382	217	75	296	296	333	329	267		
Cawnpore	895	798	460	459	354	314	288	276	239	577	549	313	295	380		
Allahabad	974	89	98	116	111	125	57	66	87	102	167	109	142	103		
Nagode (10 months)	119	...	...	298	240	246	250	336	424	614	693	472	364	336		
Shahjahanpur	239	...	469	496	372	267	226	311	356	318	394	320	...	318		
Barilly	856	49	428	315	386	310	393	268	338	289	233	289	87	394		
Moradabad	417	410	240	392	279	229	210	104	229	295	334	522	298	264		
Almora	635	422	377	318	315	386	534	459	478	313	493	310	326	394		
Dhara Dun	639	456	489	395	468	458	333	315	435	320	593	473	378	429		
Roorkee	693	275	429	358	453	474	326	276	258	461	313	235	299	332	318	
Meerut	956	152	214	141	172	150	97	102	384	393	258	234	258	220		
Delhi	653	233	293	509	298	310	378	279	494	1565	1344	365	395	567		
Agra	1,029	258	263	216	298	238	230	191	268	361	502	280	280	262		
Morar	1,598	398	313	270	220	164	146	143	194	236	441	556	344	288		
Jhansi	692	382	369	394	177	226	219	286	396	356	449	478	328	332		
Nowgong	392	321	397	247	218	413	166	165	433	618	645	644	540	397		
Sipi and Umar	131	381	170	134	138	143	167	164	158	149	119	308	172	153		
Lalitpur	72	282	282	423	423	411	274	411	137	274	822	822	822	417		
Deoli	250	490	620	615	526	472	455	378	369	462	536	458	473	480	396	
Umhalla	998	214	260	245	390	298	291	291	533	784	690	592	471	411		
Simsa (7 months)	150	...	...	...	267	267	333	267	267	467	467	...	...	333		
Phillour	39	...	250	...	250	256	278	541	571	1000	250	...	...	256		
Ludhiana	107	755	654	280	187	374	187	187	280	467	1308	472	467	467		
Jullundur (11 months)	549	...	380	337	391	559	490	290	752	1171	1250	1094	617	674		
Perozepore	575	810	827	834	633	295	350	419	610	1718	2910	1118	622	870		
Mooltan	969	281	167	183	181	167	210	191	375	939	1128	974	432	462		
Sialkot	1,098	324	281	259	147	123	166	255	367	524	532	477	263	398		
Dharmasala	494	467	526	231	473	605	579	544	421	590	881	718	411	547		
Bakloh	651	373	330	240	266	264	317	357	354	370	425	410	359	338	432	
Amritsar	249	459	472	224	331	335	254	241	492	817	905	595	357	458		
Meeran Meer	1,127	529	457	443	426	265	231	209	559	1381	1056	1086	584	612		
Jhelum	1,449	192	292	217	294	198	217	298	318	638	707	497	361	326		
Rawal Pindi	1,493	143	117	297	212	251	159	166	128	298	292	281	295	214		
Tafgass	465	279	214	394	323	196	193	204	181	292	290	259	295	237		
Attock	153	398	388	234	278	173	118	122	290	291	197	457	533	261		
Murree (7 months)	50	...	...	...	...	...	...	...	...	...	...	...	...	169		
Nonsheva	653	280	297	376	264	234	177	254	280	474	594	510	343	337		
Cherat (8 months)	249	...	...	...	277	278	235	280	476	276	230	263	...	292		
Peshawar	3,462	384	386	352	268	293	335	336	597	768	1091	940	550	514	416	
CENTRAL INDIA FORCE.																
Augur and Out-posts	280	171	153	31	293	181	178	214	144	187	228	329	212	179		296
Geonah	392	221	301	113	109	144	164	154	173	265	300	162	188	199		
Sirdarpore	437	371	352	344	389	367	366	255	293	213	167	273	290	297		
Kherwarah	495	221	391	422	430	394	287	358	353	597	619	762	281	424		
Erinpoorah	744	377	273	281	232	190	294	321	382	453	379	302	222	399		
Deoli	891	335	368	259	281	275	251	376	414	282	325	498	425	337		
Schor and Indor	826	126	194	121	134	198	90	123	144	167	188	210	129	133		
Ajmere and Beaur	642	383	323	351	489	571	339	416	383	500	517	639	565	452		
PUNJAB FRONTIER FORCE.																
Muridan	816	498	422	401	370	474	433	374	501	616	477	532	470	466	416	
Abdottabad	1,396	450	381	276	255	294	330	319	338	413	411	398	490	360		
Kohat	2,531	364	248	246	258	322	346	291	438	595	793	735	461	426		
Banna	1,673	450	400	317	291	275	298	189	229	321	564	747	535	383		
Dera Ghazi Khan	1,217	452	431	374	189	172	298	292	310	620	918	915	674	460		
Dera Ismail Khan	1,505	538	505	334	272	293	217	218	263	485	653	1063	615	432		
Rajanyar	405	448	564	600	380	358	394	317	343	457	851	825	513	494		



# NATIVE TROOPS, 1876.

## XII.

STATEMENT showing the RATIO in which the CHIEF DISEASES have contributed to make up the ADMISSION-RATE of each STATION.

STATIONS.	Average Strength during the period of occupation.	ADMITTED INTO HOSPITAL PER 1,000 OF AVERAGE STRENGTH.											Admitted per 1,000 of strength during the period of observation.
		Cholera.	Fever.	Dysentery.	Diarrhoea.	Hepatitis.	Spleen Disease.	Ophthalmia.	Rheumatism.	Veneral Diseases.	Diseases of the Respiratory Organs.	All other Causes.	
Fort William	640	...	548.4	84.4	151.6	...	6.2	4.7	43.7	29.3	71.9	339.4	1290.6
Alipore	893	1.1	769.3	175.8	31.6	...	21.3	12.3	23.8	29.1	48.2	217.2	1333.7
Dum-Dum	115	...	211.0	234.8	252.2	17.4	8.7	...	78.2	8.7	43.5	220.1	2982.6
Barrackpore	984	4.1	1570.1	186.0	79.3	10	19.3	14.2	39.3	21.3	53.9	441.1	2400.6
Berhampore	135	...	866.7	51.9	123.9	...	14.8	...	111.1	59.2	81.5	200.9	1511.1
Dacca	215	14.0	55.1	334.9	116.3	...	...	9.3	65.1	37.2	93.0	325.6	1553.5
Cachar and Outposts	670	17	1360.0	98.3	80.0	...	1.7	26.7	53.4	21.7	51.6	226.7	1921.7
Shillong and Outposts	790	10.1	494.9	63.7	16.5	1.3	16.5	6.3	34.2	13.9	67.0	339.3	974.7
Gauhati	564	...	1514.1	81.0	49.3	3.5	8.8	14.1	38.7	19.4	63.4	367.3	2172.6
Tezpur	162	6.2	950.6	111.1	30.9	...	...	12.3	86.4	18.5	135.8	364.2	1716.0
Nowgong	68	...	1088.3	14.7	14.7	14.7	4.1	4.1	44.1	29.4	14.7	191.2	1474.8
Dibrugarh	775	...	585.8	169.0	46.5	...	2.0	10.3	131.6	27.1	81.3	429.6	1688.2
Jalpaiguri	329	...	655.9	29.6	85.2	1.7	13.6	17.0	71.5	18.7	122.7	672.9	1300.9
Bhagalpur	365	5.5	303.9	127.7	54.7	...	130.7	13.2	21.3	15.2	21.3	610.9	1300.9
Nya Doonka	238	...	463.1	151.2	11.6	...	...	8.2	30.1	30.1	43.9	194.5	613.7
Dinapore (10 months)	572	14.0	232.5	40.2	24.5	...	...	7.7	34.9	15.5	96.9	151.2	872.1
Segowli	345	2.9	215.4	16.3	4.1	4.1	...	3.5	54.2	16.5	19.2	318.2	716.8
Benares	74	...	209.6	17.4	11.6	...	...	24.4	13.2	40.6	16.3	289.6	622.0
Chunar	630	...	594.6	94.0	81.1	...	2.9	46.4	23.2	139.4	40.6	214.4	750.4
Gorakhpur	735	1.4	334.9	28.6	11.1	...	7.9	27.0	40.5	67.6	54.1	243.2	1203.7
Fyzabad	1,505	2.0	342.8	49.8	28.6	1.4	1.4	11.1	19.1	28.6	49.2	214.9	725.4
Lucknow	249	...	459.8	34.6	25.2	2.0	...	28.6	47.6	5.4	21.5	236.7	759.2
Sitapur	150	...	405.6	36.1	16.1	...	4.0	29.2	29.2	41.9	30.6	375.4	1029.9
Fatehgarh	895	...	173.3	80.0	...	...	6.7	28.1	49.2	48.2	76.3	401.6	1056.2
Cawnpore	974	4.1	568.7	33.5	26.8	1.1	4.5	6.7	33.3	40.0	49.0	253.3	629.6
Allahabad	119	8.4	26.2	38.0	8.2	...	1.0	18.5	31.3	59.2	69.3	248.0	1018.0
Nagode (10 months)	230	...	865.5	25.2	8.4	...	...	8.4	13.3	18.5	21.6	129.3	449.7
Shahjahanpur	856	...	213.1	52.2	13.0	...	4.4	10.8	30.4	13.0	47.0	467.2	1655.4
Bareilly	417	...	13.8	15.2	54.9	1.2	2.3	13.0	47.9	31.5	26.9	338.7	759.3
Moradabad	635	6.3	458.0	81.5	36.0	4.8	9.6	26.9	69.5	28.8	71.9	345.3	1158.2
Almora	630	...	313.4	86.6	14.2	1.6	...	18.9	144.9	99.2	34.6	30.5	1025.2
Dehra Dun	693	...	352.4	50.8	22.2	9.5	30.2	74.6	54.0	31.7	47.6	341.3	1014.3
Roorkee	856	1.9	265.5	24.5	66.4	1.4	7.2	26.0	31.7	41.9	27.4	557.0	1049.0
Meerut	653	...	709.2	61.7	16.7	...	4.2	23.0	22.0	8.4	27.2	182.0	1055.4
Delhi	1,029	1.0	1321.6	91.9	13.8	...	9.2	65.8	13.8	55.1	30.1	301.7	1899.9
Agra	1,598	...	306.1	109.8	24.3	1.0	2.9	30.1	50.5	54.4	36.0	225.5	841.6
Morar	602	...	618.9	46.3	11.3	3.1	8.1	10.0	46.9	16.3	27.5	210.3	998.7
Jhansi	302	3.3	732.6	24.9	19.9	...	1.7	49.8	43.2	76.4	26.6	333.8	1328.9
Nowgong	131	...	897.4	39.7	29.5	6.6	33.1	26.5	69.5	79.5	39.7	457.0	1678.8
Sipri and Ulwar	72	...	183.2	22.9	...	...	...	22.9	30.5	53.4	38.2	114.5	465.6
Lalitpur	250	...	722.2	69.4	55.6	13.9	27.8	69.4	138.0	41.7	27.8	652.8	1819.5
Deoli	998	...	326.0	24.0	4.0	...	...	20.0	36.0	32.0	16.0	328.0	856.0
Umballa	150	...	1063.1	69.1	13.0	3.0	5.0	83.2	21.0	35.1	41.1	383.8	1719.4
Simla (7 months)	39	...	180.0	40.0	...	6.7	...	6.7	26.7	33.3	14.6	66.7	606.7
Phillour	107	...	794.9	...	25.6	...	...	51.3	25.6	102.8	102.8	339.0	1329.0
Ludhiana	519	...	1074.8	56.1	...	...	...	9.3	18.7	102.8	102.8	339.0	1373.8
Jullundur (11 months)	575	...	1868.9	109.3	21.9	3.6	9.1	29.1	52.8	18.2	58.3	405.4	2669.6
Ferozepore	909	...	3123.5	38.3	17.4	...	...	36.5	34.8	7.0	10.4	226.0	3493.9
Mooltan	1,008	2.0	2240.9	53.9	13.2	...	11.0	24.2	36.3	22.0	86.9	233.2	2721.8
Sialkot	491	...	362.5	36.7	12.9	2.0	6.0	39.7	69.5	18.8	41.7	278.7	1601.5
Dharmasala	454	...	734.8	74.9	28.4	2.0	2.0	39.4	76.9	38.5	52.0	427.1	1473.6
Bakloh	260	...	305.7	13.8	18.4	3.0	4.6	49.2	73.7	49.2	79.9	305.7	980.2
Amritsar	1,127	...	1500.0	50.0	29.2	...	25.0	30.8	95.8	79.2	62.5	280.3	2145.8
Meran Meer	1,440	2.1	1715.2	61.2	24.0	2.7	24.8	24.8	35.9	10.6	66.5	279.6	2204.4
Jhelum	1,493	2.0	960.4	36.1	7.6	1.4	3.5	27.1	23.2	49.3	38.2	191.7	1339.6
Rawal Pindi	464	2.2	366.7	44.2	14.1	1.7	2.0	37.2	101.3	31.3	97.0	344.8	1094.8
Talagang	153	...	771.2	47.4	33.3	2.2	6.5	24.7	52.4	19.6	85.0	248.4	1397.2
Attock	59	16.9	186.4	33.9	...	...	...	29.1	50.9	16.9	50.9	203.4	559.3
Murree (7 months)	653	...	561.5	41.3	12.2	...	13.8	...	85.8	9.2	42.9	382.8	1202.1
Nowshera	240	...	254.2	108.3	22.2	4.2	...	12.5	45.8	16.7	8.3	195.8	675.0
Cherat (8 months)	3,652	9.8	1487.5	98.2	69.3	...	22.2	24.3	104.9	21.5	101.6	328.1	2372.0
Peshawar	...	...	...	...	...	...	...	...	...	...	...	...	...
CENTRAL INDIA FORCE.													
Angur	290	...	153.5	25.0	3.6	...	...	39.3	35.7	28.6	10.7	125.0	421.4
Goonah	302	...	39.3	26.3	3.3	...	6.6	19.9	33.2	9.9	9.9	261.6	479.2
Sirdarpore	437	...	441.7	16.0	32.0	...	9.1	68.7	34.3	16.0	68.7	370.7	1057.2
Kherwarah	495	...	387.9	16.2	22.2	...	10.1	36.4	34.3	6.1	76.8	844.4	1434.4
Eringporeah	714	...	251.3	17.5	26.9	...	1.3	137.7	38.3	23.6	44.4	397.8	842.8
Deoli	801	...	249.7	27.5	10.0	1.2	5.0	69.9	46.2	53.7	47.4	303.4	809.0
Sehore and Indore	826	1.2	349.9	78.7	25.4	...	...	25.4	21.8	7.3	15.7	67.8	593.2
Ajmere and Beaur	642	...	361.4	35.8	21.8	3.1	10.9	96.0	158.0	21.8	56.1	399.2	1134.0
PUNJAB FRONTIER FORCE.													
Murdan	816	...	531.9	8.6	45.3	6.1	...	49.0	117.6	23.3	111.5	432.2	1345.5
Abbottabad	1,206	...	393.4	31.4	23.7	8.4	16.1	42.1	45.2	41.4	75.0	316.2	1192.9
Kohat	2,534	...	1099.1	146.4	6.7	2.4	12.6	25.7	74.6	31.6	69.0	399.7	1854.8
Ilam	1,673	14.9	871.5	63.4	13.2	...	14.9	29.9	41.2	10.8	73.5	329.9	1451.8
Dera Ghazi Khan	1,217	...	1047.7	59.1	12.3	...	19.7	18.9	89.5	9.9	68.2	277.7	1245.8
Dera Ismail Khan	1,505	...	918.3	55.8	23.9	...	29.6	18.6	52.5	11.3	64.5	389.7	1544.2
Rajapur	405	...	979.4	61.7	9.9	...	12.3	34.6	64.2	9.9	49.4	491.3	1703.7



# NATIVE TROOPS, 1876.

## XIII.

TABLE showing the MORTALITY in each STATION, the CAUSES of DEATHS, and the RATIO of DEATHS to STRENGTH.

STATIONS.	Average Strength for the period of observation.	CAUSES OF DEATHS IN REGIMENTAL HOSPITALS.																	TOTAL DEATHS.		DIED PER 1,000 OF AVERAGE STRENGTH.							
		Cholera.	Smallpox.	Enteric Fever.	Fever, Intermittent.	Fever, Remittent and Continued.	Apoplexy.	Dysentery.	Diarrhoea.	Hepatitis.	Spleen Disease.	Respiratory Diseases.	Heart Diseases.	Phthisis Pulmonalis.	Dropsy.	Scurvy.	Atrophy and Anæmia.	Wounds and Accidents.	All other Causes.	Died out of Hospital.	Of men present with their Regiments.	Of men absent from their Regiments.	With their Regiments.			All Deaths, absent and present.		
																							Cholera.	All other Causes.	All Causes.			
																											a.	b.
Troops marching in Bengal and N.W. Provinces	...	18	...	...	5	2	...	7	3	1	...	2	...	3	...	...	3	...	...	4	49	...	...	...	...	...	...	
Port William	649	...	...	...	...	...	...	1	...	...	...	...	...	...	...	1	...	...	...	...	2	...	...	313	313	...	...	
Alipore	893	1	...	...	1	...	...	4	1	...	2	1	...	...	...	1	...	...	...	1	12	...	...	112	1232	1344	...	
Dum-Dum	115	...	...	...	...	...	...	1	...	...	...	...	...	...	...	1	...	...	...	3	...	...	...	2609	2609	...	...	
Barrackpore	984	5	...	...	4	1	...	4	3	...	...	1	...	1	...	3	1	...	...	23	...	...	...	508	1829	2337	...	
Berhampore	135	...	...	...	...	...	...	...	...	...	...	...	...	...	...	...	...	...	...	...	...	...	...	...	...	...	...	
Dacca	215	2	...	...	...	1	...	3	2	...	...	1	...	...	...	...	...	...	...	10	...	...	...	930	3721	4651	...	
Cachar and Outposts	690	1	...	...	2	...	...	1	1	...	...	1	...	...	...	1	...	...	...	9	...	...	...	167	1333	1500	...	
Shillong and Outposts	790	4	...	...	...	1	...	1	1	...	...	1	1	...	...	...	...	...	...	12	...	...	...	506	1913	1519	...	
Gauhati	568	1	...	...	...	2	...	2	1	...	...	3	...	1	...	...	...	...	...	1	11	...	...	...	1937	1937	...	
Tezpur	182	...	...	...	...	...	...	...	...	...	...	...	...	...	...	...	...	...	...	...	...	...	...	...	...	...	...	
Nowgong	68	...	...	...	...	...	...	...	...	...	...	...	...	...	...	...	...	...	...	...	...	...	...	...	...	...	...	
Dibrugarh	775	...	...	...	...	1	...	...	1	...	1	1	2	...	...	...	...	...	...	2	11	...	...	...	1419	1419	...	
Buxa	587	...	...	...	...	...	...	...	...	...	...	1	...	...	...	...	...	...	...	4	...	...	...	...	681	681	...	
Jalpaiguri	329	...	...	...	3	1	...	...	3	...	4	2	...	...	2	4	...	...	...	19	...	...	...	...	5775	5775	...	
Bhagalpur	365	2	...	...	...	2	...	...	...	...	...	1	...	...	...	...	...	...	...	1	6	...	...	...	548	1096	1644	...
Nya Doonka	258	...	...	...	...	1	...	...	...	...	...	...	...	...	...	...	...	...	...	1	...	...	...	...	388	388	...	
	7,484	15	1	2	10	10	1	15	13	1	7	14	2	8	...	2	12	1	4	5	123	*	201	1442	1643	*	...	
Dinapore (10 months)	572	4	...	...	...	...	...	...	...	...	2	...	2	...	...	...	...	...	...	8	...	...	699	699	1398	...	...	
Segowli	246	...	...	...	...	...	...	...	...	...	1	...	...	...	...	...	...	...	...	1	...	...	...	497	497	...	...	
Benares	345	...	...	...	2	...	...	...	...	...	...	1	2	...	...	...	...	...	...	5	...	...	...	1449	1449	...	...	
Chunar	74	...	...	...	...	...	...	...	...	...	1	...	...	...	...	...	...	...	...	1	...	...	...	1351	1351	...	...	
Gorakhpur	630	...	...	...	...	...	...	1	...	...	1	...	...	...	...	...	...	...	...	2	...	...	...	317	317	...	...	
Fyzabad	735	1	...	...	...	...	...	1	1	...	...	...	...	1	...	...	...	...	...	1	5	...	...	136	544	680	...	
Lucknow	1,595	3	...	...	1	3	...	...	...	...	1	...	...	...	...	...	...	...	...	9	...	...	...	199	337	598	...	
Sitapur	169	...	...	...	...	...	...	...	...	...	...	...	...	...	...	...	...	...	...	1	1	...	...	492	492	...	...	
Fatehgarh	885	...	...	...	...	1	...	...	...	...	...	...	...	...	...	...	...	...	...	5	...	...	...	559	559	...	...	
Cawnpore	974	2	...	...	...	1	1	...	1	...	1	...	...	...	...	...	...	...	...	7	...	...	...	514	719	...	...	
Allahabad	119	1	...	...	...	...	...	...	...	...	...	...	...	...	...	...	...	...	...	1	...	...	...	840	840	...	...	
Nagode (10 months)	6,381	11	...	...	1	6	...	3	2	...	...	8	1	6	...	1	...	...	...	2	4	45	*	172	533	705	*	...
Shahjahanpur (10 months)	230	...	...	...	...	...	...	...	...	...	...	1	1	1	...	...	...	...	...	3	...	...	...	...	935	935	...	...
Bareilly	856	...	...	1	...	...	...	1	...	...	1	1	1	...	...	...	...	...	...	8	...	...	...	...	1918	1918	...	...
Moradabad	417	...	...	1	...	...	...	2	1	...	...	2	...	1	...	...	1	...	...	8	...	...	...	...	332	332	...	...
Almora	635	1	...	...	1	...	...	...	...	...	...	...	...	...	...	...	...	...	...	3	...	...	...	157	315	472	...	...
Dehra Dun	630	...	...	...	...	...	...	1	...	...	...	...	...	4	...	...	...	...	...	7	...	...	...	...	1111	1111	...	...
Roorkee	683	...	...	...	...	...	...	...	...	...	...	...	...	...	...	...	2	...	...	3	...	...	...	...	433	433	...	...
Meerut	956	...	...	...	1	...	...	1	...	...	1	...	1	...	3	...	...	...	...	7	...	...	...	...	732	732	...	...
Delhi	653	...	...	...	4	1	...	...	...	...	2	...	...	...	...	...	...	...	...	1	1	9	...	...	1378	1378	...	...
	5,031	1	...	1	6	2	...	3	3	...	...	6	1	8	...	6	...	...	...	7	1	45	*	20	875	895	*	...
Agra	1,029	...	...	...	1	...	...	...	...	...	3	...	...	...	...	...	...	...	...	1	5	...	...	...	486	486	...	...
Morah	1,588	...	...	1	1	...	...	...	...	...	2	...	3	...	...	...	...	...	...	1	1	9	...	...	563	563	...	...
Jhansi	692	...	...	...	...	...	...	...	...	...	...	...	1	...	...	...	...	...	...	2	...	...	...	...	332	332	...	...
Nowgong	362	...	...	...	...	...	...	...	...	...	1	...	...	...	...	...	...	...	...	1	...	...	...	...	331	331	...	...
Sijet and Ulwar	131	...	...	...	...	...	...	...	...	...	...	...	...	...	...	...	...	...	...	...	...	...	...	...	763	763	...	...
Lalitpur	72	...	...	...	...	...	...	...	...	...	...	...	...	...	...	...	...	...	...	...	...	...	...	...	...	...	...	...
Deoli	250	...	...	...	...	...	...	...	...	...	1	...	...	...	...	...	...	...	...	1	2	...	...	...	800	800	...	...
	3,984	...	...	1	2	...	...	...	...	...	1	7	...	4	...	...	...	...	...	3	2	20	*	...	502	502	*	...
Unahalla	598	...	...	...	1	...	...	2	...	...	2	...	...	...	...	...	...	...	...	2	...	...	...	...	701	701	...	...
Simla (7 months)	150	...	...	...	...	...	...	...	...	...	...	...	...	...	...	...	...	...	...	...	...	...	...	...	...	...	...	...
Phillour	39	...	...	...	1	...	...	...	...	...	...	1	...	...	...	...	...	...	...	2	...	...	...	...	5128	5128	...	...
Ludhiana	107	...	...	...	...	...	...	...	...	...	...	...	...	...	...	...	...	...	...	...	...	...	...	...	...	...	...	...
Jullundur (11 months)	549	...	...	...	2	2	...	...	...	...	...	...	...	...	...	...	...	...	...	4	...	...	...	...	729	729	...	...
Ferozepore	575	...	...	...	2	1	...	...	...	...	2	...	...	...	...	...	...	...	...	5	...	...	...	...	870	870	...	...
Mooltan	969	...	...	...	1	1	1	...	...	...	8	...	...	...	...	...	...	...	...	12	...	...	...	...	1320	1320	...	...
Sialkot	1,008	1	...	...	1	...	...	...	...	...	1	1	1	...	...	...	...	...	...	5	...	...	...	...	397	496	...	...
Dharmasala	494	...	...	...	...	1	...	1	...	...	5	...	...	1	...	...	...	...	...	8	...	...	...	...	1619	1619	...	...
Bakloh	631	...	...	1	...	1	1	...	...	...	2	2	1	...	...	1	...	...	...	3	...	...	...	...	1229	1229	...	...
Amritsar	249	...	...	...	...	1	...	...	...	...	2	2	...	...	...	...	...	...	...	...	...	...	...	...	1250	1250	...	...
Moran Meer	1,127	1	...	...	1	1	1	1	1	...	1	5	2	...	...	...	...	...	...	14	...	...	...	...	89	1163	1242	...
Jhelum	1,440	2	...	...	2	...	...	...	...	...	4	...	1	1	...	1	...	...	...	11	...	...	...	...	139	625	764	...
Rawal Pindi	1,493	1	...	...	...	...	...	...	...	1	1	...	1	1	...	1	...	...	...	7	...	...	...	...	402	402	...	...
Talagang	464	...	...	...	...	...	...	...	...	...	1	...	...	...	...	...	...	...	...	1	...	...	...	...	215	215	...	...
Attock	153	...	...	...	...	...	...	...	...	...	1	...	...	...	...	...	...	...	...	1	...	...	...	...	654	654	...	...
Murree (7																												



# NATIVE TROOPS, 1876.

## XIV.

TABLE showing the PREVALENCE of CHOLERA in each MONTH, and the DISTRIBUTION of the DISEASE by STATIONS and PROVINCES.

STATIONS.	Average Strength during the period of occupation.	NUMBER OF ADMISSIONS INTO HOSPITAL IN EACH MONTH.												Total Admissions of the Year.	Admission-rate per 1,000 of Strength for each Province.	Total Deaths of the Year.	Death-rate per 1,000 of Strength for each Province.
		Jan.	Feb.	Mar.	April.	May.	June.	July.	Aug.	Sept.	Oct.	Nov.	Dec.				
Troops marching in Bengal and the N. W. Provinces	...	...	25	2	...	...	...	...	...	...	...	...	...	27	...	18	...
Fort William	640	...	...	...	...	...	...	...	...	...	...	...	...	1	...	1	...
Alipore	803	...	...	...	...	...	...	...	...	...	...	...	...	1	...	1	...
Dum-Dum	115	...	...	...	...	...	...	...	...	...	...	...	...	...	...	...	...
Barrackpore	964	...	1	1	2	...	...	...	...	...	...	...	...	4	...	5	...
Berhampore	135	...	...	...	...	...	...	...	...	...	...	...	...	...	...	...	...
Dacca	215	...	...	1	...	1	...	...	...	...	...	...	...	3	...	2	...
Cachar and Outposts	609	...	1	...	...	...	...	...	...	...	...	...	...	1	...	1	...
Shillong and Outposts	790	5	...	2	...	...	1	...	...	...	...	...	...	8	27	4	201
Gumhati	568	...	...	...	...	...	...	...	...	...	...	...	...	...	...	...	...
Tezpur	462	...	...	...	...	1	...	...	...	...	...	...	...	1	...	...	...
Nowgong	68	...	...	...	...	...	...	...	...	...	...	...	...	...	...	...	...
Dibrugarh	774	...	...	...	...	...	...	...	...	...	...	...	...	...	...	...	...
Buxa	587	...	...	...	...	...	...	...	...	...	...	...	...	...	...	...	...
Jalpaiguri	329	...	...	...	...	...	...	...	...	...	...	...	...	...	...	...	...
Blagapur	365	...	...	...	1	1	...	...	...	...	...	...	...	2	...	2	...
Nya Doonka	254	...	...	...	...	...	...	...	...	...	...	...	...	...	...	...	...
Dunapore (10 months)	572	...	...	...	...	1	4	1	2	...	...	...	...	8	...	4	...
Segowli	346	...	...	...	...	...	...	...	...	...	...	...	...	...	...	...	...
Brenares	345	...	1	...	...	...	...	...	...	...	...	...	...	1	...	...	...
Chunar	71	...	...	...	...	...	...	...	...	...	...	...	...	...	...	...	...
Gorakhpur	630	...	...	...	...	...	...	...	...	...	...	...	...	...	...	...	...
Pyzabad	735	...	...	...	...	...	...	1	...	...	...	...	...	1	28	1	172
Lucknow	1,505	...	...	...	...	...	1	...	...	...	...	...	...	3	...	3	...
Sitapur	249	...	...	...	...	...	...	...	...	...	...	...	...	...	...	...	...
Fatehgarh	150	...	...	...	...	...	...	...	...	...	...	...	...	...	...	...	...
Cawnpore	804	...	...	...	...	...	...	...	...	...	...	...	...	...	...	...	...
Allahabad	974	...	...	...	...	3	...	...	...	...	1	...	...	4	...	2	...
Nagode (10 months)	119	...	...	...	...	...	1	...	...	...	...	...	...	1	...	1	...
Shahjahanpur	239	...	...	...	...	...	...	...	...	...	...	...	...	...	...	...	...
Bareilly	856	...	...	...	...	...	...	...	...	...	...	...	...	...	...	...	...
Moradabad	417	...	...	...	...	...	...	...	...	...	...	...	...	...	...	...	...
Almora	635	...	...	...	...	...	4	...	...	...	...	...	...	4	10	1	20
Dehra Dun	610	...	...	...	...	...	...	...	...	...	...	...	...	...	...	...	...
Roorkee	681	...	...	...	...	...	...	...	...	...	...	...	...	...	...	...	...
Meerut	826	...	...	...	...	...	...	...	...	1	...	...	...	1	...	...	...
Delhi	653	...	...	...	...	...	...	...	...	...	...	...	...	...	...	...	...
Agra	1,029	...	...	...	...	...	...	...	...	...	1	...	...	1	...	...	...
Morar	1,098	...	...	...	...	...	...	...	...	...	...	...	...	...	...	...	...
Jhansi	602	...	...	...	...	...	...	...	...	...	...	...	...	...	...	...	...
Nowgong	302	...	...	...	1	...	...	...	...	...	...	...	...	1	5	...	...
Sipri, and Ulwar	131	...	...	...	...	...	...	...	...	...	...	...	...	...	...	...	...
Lalitpur	72	...	...	...	...	...	...	...	...	...	...	...	...	...	...	...	...
Deoli	250	...	...	...	...	...	...	...	...	...	...	...	...	...	...	...	...
Umballa	998	...	...	...	...	...	...	...	...	...	...	...	...	...	...	...	...
Simla (7 months)	150	...	...	...	...	...	...	...	...	...	...	...	...	...	...	...	...
Phulbaur	39	...	...	...	...	...	...	...	...	...	...	...	...	...	...	...	...
Lodhiana	107	...	...	...	...	...	...	...	...	...	...	...	...	...	...	...	...
Jellandur (11 months)	519	...	...	...	...	...	...	...	...	...	...	...	...	...	...	...	...
Ferozepore	575	...	...	...	...	...	...	...	...	...	...	...	...	...	...	...	...
Mooltan	909	...	...	...	...	...	...	...	...	...	...	...	...	...	...	...	...
Sialkot	1,008	...	...	...	...	...	1	...	1	...	...	...	...	2	...	1	...
Dharmasain	494	...	...	...	...	...	...	...	...	...	...	...	...	...	...	...	...
Bakloh	651	...	...	...	...	...	...	...	...	...	...	...	...	...	...	...	...
Amritsar	240	...	...	...	...	...	...	...	...	...	...	...	...	...	...	...	...
Moran Meer	1,127	...	...	...	...	...	...	...	...	...	...	...	...	1	30	1	180
Jhalum	1,440	...	...	...	...	...	1	...	2	...	...	...	...	3	...	1	...
Rawal Pindi	1,493	...	...	...	...	...	...	...	2	1	...	...	...	3	...	1	...
Talagum	464	...	...	...	...	...	...	...	1	...	...	...	...	1	...	...	...
Attock	153	...	...	...	...	...	...	...	...	...	...	...	...	...	...	...	...
Murree (7 months)	59	...	...	...	...	...	...	...	...	...	...	...	...	1	...	1	...
Nowshera	653	...	...	...	...	...	...	...	...	...	...	...	...	...	...	...	...
Cherat (8 months)	240	...	...	...	...	...	...	...	...	...	...	...	...	...	...	...	...
Peshawar and Outposts	3,462	...	...	...	...	...	...	...	...	2	28	4	...	34	...	20	...
Troops marching in the Punjab	...	...	...	...	...	...	...	...	...	1	1	...	...	2	...	2	...
TOTAL	39,494	5	28	6	4	9	13	3	8	6	30	6	1	119	30	73	185
CENTRAL INDIA FORCE.																	
Augur	280	...	...	...	...	...	...	...	...	...	...	...	...	...	...	...	...
Goosah	302	...	...	...	...	...	...	...	...	...	...	...	...	...	...	...	...
Sirdarpore	437	...	...	...	...	...	...	...	...	...	...	...	...	...	...	...	...
Kherwarah	405	...	...	...	...	...	...	...	...	...	...	...	...	...	...	...	...
Erinpoorah	744	...	...	...	...	...	...	...	...	...	...	...	...	...	...	...	...
Dooh	801	...	...	...	...	...	...	...	...	...	...	...	...	...	...	...	...
Scher and Indor	826	...	...	...	1	...	...	...	...	...	...	...	...	1	...	1	...
Ajmere and Beasur	642	...	...	...	...	...	...	...	...	...	...	...	...	...	...	...	...
TOTAL	4,526	...	...	...	1	...	...	...	...	...	...	...	...	1	2	1	25
PUNJAB FRONTIER FORCE.																	
Mandian	816	...	...	...	...	...	...	...	...	...	...	...	...	...	...	...	...
Abbottabad	1,306	...	...	...	...	...	...	...	...	...	...	...	...	...	...	...	...
Kohat	2,534	...	...	...	...	...	...	...	...	...	...	...	...	...	...	...	...
Banna	1,673	...	...	...	...	...	...	...	...	...	25	...	...	25	...	17	...
Dera Ghazi Khan	1,217	...	...	...	...	...	...	...	...	...	...	...	...	...	...	...	...
Dera Ismail Khan	1,305	...	...	...	...	...	...	...	...	...	...	...	...	...	...	...	...
Rajapur	405	...	...	...	...	...	...	...	...	...	...	...	...	...	...	...	...
On the march to Kheilat, &c.	...	...	...	...	29*	...	...	...	1†	...	...	...	...	30	...	12	...
TOTAL	10,189	...	...	...	29	...	...	...	1	...	25	...	...	55	54	29	284

\* Escort attacked in the Bolan Pass.

† Attacked at Abbottabad after returning from furlough.



# NATIVE TROOPS, 1876.

## XV.

TABLE showing the PREVALENCE of FEVER in each MONTH, and the DISTRIBUTION of FEVERS by STATIONS and PROVINCES.

STATIONS AND AVERAGE STRENGTH DURING THE PERIOD OF OCCUPATION.		NUMBER OF ADMISSIONS INTO HOSPITAL IN EACH MONTH.												Total Admissions of the Year.	Admission-rate per 1,000 of Strength.	Admission-rate for each Province.	Total Deaths of the Year.	Death rate for each Province.
		Jan.	Feb.	Mar.	April.	May.	June.	July.	Aug.	Sept.	Oct.	Nov.	Dec.					
Port William	640	30	37	15	10	8	20	62	62	46	23	25	13	351	548.4	865.8	204	
Alipore	893	51	41	31	37	31	55	84	84	61	62	92	58	687	769.3			
Dum-Dum	115	1	5	8	21	11	4	12	21	39	68	26	27	243	2113.0			
Barrackpore	984	25	44	55	136	131	53	34	136	223	335	205	165	1,545	1570.1			
Berhampore	135	11	8	3	4	1	3	8	20	14	26	13	6	117	866.7			
Dacca	215	25	31	14	9	4	1	4	8	5	10	5	4	129	558.1			
Cachar and Outposts	600	24	15	12	39	68	57	69	132	117	123	87	73	816	1360.0			
Shillong and Outposts	790	28	28	18	38	45	35	33	49	33	40	23	21	391	491.9			
Gauhati	568	12	14	14	6	27	43	105	144	81	215	118	81	809	1514.1			
Tezpur	162	19	15	3	5	9	15	12	13	26	25	13	8	154	950.6			
Nowgong	98	...	...	6	3	13	3	2	3	28	8	5	3	74	1088.3			
Dibrugarh	775	27	15	18	9	20	50	55	66	46	84	46	18	454	585.8			
Buxa	587	22	22	15	25	79	52	50	42	15	26	22	15	385	655.9			
Jalpaiguri	329	3	4	3	4	6	6	5	9	9	12	18	21	103	303.9			
Bhagalpur	385	11	9	6	5	3	6	3	13	4	15	7	4	86	235.6			
Nya Dookka	238	7	7	10	12	4	3	3	9	20	16	6	7	104	403.1			
MONTHLY PERCENTAGE OF THE TOTAL		4.1	4.5	3.6	5.6	7.1	6.3	8.3	12.5	11.8	16.8	11.0	8.1	100.0	...	...	...	
Dinapore (10 months)	572	...	...	15	16	12	10	9	14	15	24	14	4	133	232.5	370.6	170	
Seowli	246	2	3	3	5	9	5	3	4	4	7	7	1	53	215.4			
Benares	345	7	7	2	2	2	3	18	8	8	22	7	7	93	269.6			
Chunar	74	1	...	...	...	...	1	1	...	4	11	8	18	44	594.6			
Gorakhpur	639	12	13	10	20	45	15	6	12	18	25	19	16	211	314.9			
Fyzabad	735	6	6	7	4	12	9	10	19	18	89	54	18	252	342.8			
Lucknow	1,505	18	40	45	33	35	39	110	161	55	88	31	17	692	459.8			
Sitapur	249	...	2	11	7	8	2	7	15	7	21	10	11	101	405.6			
Fatehgarh	150	...	...	3	1	6	3	1	2	2	6	1	1	26	173.3			
Cawnpore	895	1	29	29	30	23	14	16	17	155	134	39	22	690	458.7			
Allahabad	974	8	6	8	14	10	3	5	20	25	28	18	20	195	200.2			
Nagode (10 months)	119	...	...	2	...	1	8	5	9	27	38	10	3	103	865.5			
MONTHLY PERCENTAGE OF THE TOTAL		2.3	4.0	5.0	5.5	6.8	4.7	7.9	11.7	14.1	21.7	9.9	5.8	100.0	...	...	...	
Shahjahanpur	299	...	4	3	5	7	3	1	7	5	8	4	2	49	213.1	519.5	179	
Barilly	866	1	23	13	8	14	8	13	21	21	31	21	9	183	213.8			
Moradabad	417	4	19	17	15	14	8	10	17	27	35	21	4	191	459.0			
Almora	635	9	16	6	7	27	23	16	20	17	23	16	19	199	313.4			
Dehra Dun	639	50	34	3	4	22	17	11	22	12	25	11	11	222	352.4			
Roorkee	603	20	6	13	19	11	12	6	6	40	31	11	9	184	265.5			
Meerut	956	10	14	17	7	22	11	31	228	137	111	46	44	678	709.2			
Delhi	453	29	41	11	14	30	9	11	180	289	211	58	20	863	1321.6			
MONTHLY PERCENTAGE OF THE TOTAL		4.8	6.1	3.2	3.1	5.7	3.6	3.8	18.0	21.3	13.5	7.3	4.6	100.0	...	...	...	
Agra	1,029	16	9	9	14	29	12	13	26	41	103	23	20	315	306.1	549.7	75	
Morar	1,598	34	35	27	33	41	29	21	51	102	247	209	100	989	618.9			
Jhansi	602	11	21	18	10	8	7	11	42	54	121	63	45	441	732.6			
Nowgong	302	10	5	6	4	5	3	10	28	63	60	49	28	271	897.4			
Sipri and Ulwar	131	3	...	...	1	...	...	1	1	5	8	3	2	24	183.2			
Lalitpur	72	1	3	4	3	2	2	1	1	4	9	13	9	52	722.2			
Deoli	250	8	7	8	1	7	2	3	7	12	22	14	8	99	380.0			
MONTHLY PERCENTAGE OF THE TOTAL		3.8	3.7	3.3	3.0	4.2	2.5	2.7	7.1	14.2	26.0	19.8	9.7	100.0	...	...	...	
Umballa	998	6	8	4	13	26	21	13	145	371	286	138	31	1,862	1033.1	1173.6	225	
Simla (7 months)	159	...	...	...	3	5	2	1	4	4	8	...	...	27	180.0			
Phillour	39	1	4	1	2	1	1	2	10	4	7	...	...	31	794.9			
Ludhiana	107	12	4	1	2	9	2	2	10	14	49	8	2	115	1074.8			
Jalandhar (11 months)	549	...	51	38	37	55	25	17	136	214	246	151	56	1,026	1868.9			
Ferozepore	575	124	106	65	74	73	103	163	236	391	431	85	5	1,796	3123.5			
Mooltan	900	10	22	18	12	18	37	27	182	517	601	382	121	2,407	2240.9			
Sialkot	1,008	7	11	10	5	6	8	12	74	170	104	72	28	567	562.5			
Dharmasala	494	6	4	6	17	32	39	32	15	59	101	34	27	363	734.8			
Bakloh	651	19	9	17	11	11	11	12	20	37	42	6	4	199	305.7			
Amritsar	240	6	6	1	11	26	9	11	65	103	83	30	9	309	1500.0			
Meean Meer	1,127	56	50	23	31	31	27	35	325	567	471	294	113	1,933	1715.2			
Jhelum	1,440	33	24	24	31	59	35	31	129	408	437	103	68	1,383	969.4			
Rawal Pindi	1,493	10	7	12	21	42	20	15	37	129	106	38	21	458	306.7			
Talagana	464	...	3	24	12	15	9	14	12	14	29	59	6	188	405.1			
Attock	153	5	1	1	9	2	3	3	2	9	11	41	31	118	771.2			
Murree (7 months)	59	...	...	...	1	...	1	7	1	1	...	...	...	11	189.4			
Nowshera	653	12	15	9	10	16	27	37	34	56	72	75	22	385	589.6			
Cherat (8 months)	240	...	...	...	1	5	8	4	12	13	6	6	6	61	254.2			
Peshawar and Outposts	3,467	213	177	101	107	191	174	211	492	928	1,533	925	444	5,496	1587.5			
MONTHLY PERCENTAGE OF THE TOTAL		3.6	3.2	3.1	2.3	3.4	3.0	3.2	10.7	21.9	20.8	13.9	5.9	100.0	...	...	...	
MONTHLY PERCENTAGE OF THE TOTAL FOR THE PRESIDENCY		4.1	4.0	2.9	3.3	4.6	3.7	4.6	11.3	18.4	23.5	12.9	6.7	100.0	...	829.1	...	
Angur	280	3	2	2	4	5	3	1	2	4	9	8	2	43	153.5	301.8	133	
Goonah	302	4	4	5	...	3	...	...	1	2	5	3	3	39	49.3			
Siddarpoore	437	17	19	11	29	32	...	6	9	5	19	27	16	193	441.7			
Kherwarah	495	5	8	10	4	7	2	7	15	7	57	51	19	192	387.9			
Eripoorah	744	20	10	9	9	5	6	8	9	34	30	30	17	187	251.3			
Deoli	801	14	17	6	11	8	8	9	19	27	41	19	21	209	249.7			
Shore and Indore	826	12	10	16	12	22	10	21	18	29	53	59	27	289	319.9			
Ajmere and Beaur	682	10	16	8	12	18	2	3	7	43	47	45	21	232	361.4			
MONTHLY PERCENTAGE OF THE TOTAL		6.2	6.3	4.9	5.7	7.3	2.7	4.0	5.9	11.1	19.1	17.6	9.2	100.0	...	...	...	
Mardan	816	23	17	12	16	49	27	30	63	66	56	52	23	431	531.9	881.8	284	
Abbottabad	1,306	19	15	17	26	86	64	...	141	125	109	58	50	775	593.4			
Kohat	2,634	117	77	70	91	149	113	116	376	411	715	370	171	2,785	1099.1			
Bannu	1,673	103	78	65	75	72	54	34	61	78	303	342	193	1,468	871.5			
Dera Ghazi Khan	1,217	44	32	19	23	25	17	31	104	216	419	228	117	1,275	1915.7			
Dera Ismail Khan	1,595	106	82	45	32	67	34	42	85	294	305	236	144	1,382	919.3			
Rajapur	498	7	10	7	11	11	4	12	16	56	165	73	21	383	970.4			
MONTHLY PERCENTAGE OF THE TOTAL		5.2	4.1	2.8	3.2	5.3	3.6	3.9	9.7	13.0	24.3	16.3	8.6	100.0	...	...	...	



ABSTRACT of the RETURNS showing the ADMISSIONS,  
(The Statistics of this Table must not be regarded as showing with

1.—REGIMENTS of BENGAL											
REGIMENTS AND STATIONS OF 1876.		Date of Arrival from Station previously occupied.	REGIMENTAL STRENGTH		Admission rate of 1876 per 1,000 of the Average Strength.	INVALIDED		DIED		LOSS PER 1,000	
			Number borne on the Rolls.	Average Strength present during 1876.		To their homes for change of air.	For Discharge.	With the Regiment.	Absent from the Regiment.	By Invaliding for Discharge.	By Deaths.
1	16th Native Infantry, Fort William	December 1875, from Jalpaiguri	704	640	1290.6	36	27	2	7	38.35	12.7
2	Body Guard, Baliganj*	.....	118	100	2170.0	1	1	1	1	8.47	16.05
3	45th Native Infantry, Alipore	{ February 1876, from Moradabad and Shahjhanpur }	701	630	1252.0	25	28	7	1	39.94	11.41
4	{ 30th Native Infantry, Head-Quarters, Barrackpore, with Wing at Alipore }	January 1874, from Jhansi	681	624	1201.9	17	40	10	10	58.74	29.37
5	{ 38th Native Infantry, Barrackpore, with Detachment of 115 men at Dum-Dum }	January 1876, from Buxa	660	594	3061.6	16	39	21	2	59.09	34.85
6	10th Native Infantry, Wing, Dacca	January 1876, from Barrackpore	243	213	1554.0	99	57	35†	36	87.42	108.90
7	10th Native Infantry, Head-Quarters, Jalpaiguri	January 1876, from Barrackpore	409	326	1319.0						
8	35th Native Infantry, Cachar	February 1876, from Cawnpore	700	612	1866.0	32	9	14	6	12.86	28.57
9	43rd Native Infantry, Shillong	January 1874, from Gauhati	877	780	975.9	1	13	12	8	14.82	22.80
10	42nd Native Infantry, Gauhati	April 1874, from Upper Assam	870	803	2010.0	8	33	11	5	37.93	18.39
11	44th Native Infantry, Upper Assam	April 1874, from Shillong	874	776	1460.1	13	33	11	1	37.76	13.73
12	18th Native Infantry, Buxa	December 1875, from Agra	695	587	1688.2	63	29	5	12	41.73	24.46
13	{ 4th Native Infantry, Bhagalpur, with Wing at Nya Dooka }	December 1872, from Cachar	684	604	743.4	10	19	7	3	27.78	14.62
REGIMENTS OF BENGAL PROPER AND ASSAM			8,216	7,307	1091.3	321	328	136	92	39.92	27.75

2.—REGIMENTS of BEHAR, BENARES,											
1	3rd Native Infantry, Dinapore	March 1876, from Cachar	701	630	967.7	3	11	24	1	15.69	35.06
2	{ 2nd Bengal Cavalry, Segowli, with Detachment of 90 men at Barrackpore }	February 1875, from Fyzabad	458	413	622.3	7	7	4	3	15.28	15.28
3	{ 13th Native Infantry, Benares, with Detachments at Berhampore and Chunar }	November 1872, from Fort William	699	642	984.4	5	39	6	2	55.79	11.45
4	1st Native Infantry, Gorakhpur	November 1872, from Agra	701	640	748.4	5	18	2	1	25.68	4.28
5	2nd Native Infantry, Fyzabad	January 1876, from Dinapore	603	629	728.1	3	14	5	2	20.20	10.10
6	3rd Bengal Cavalry, Lucknow	January 1876, from Nowgong	452	389	1108.0	2	35	2	2	77.43	8.85
7	6th Native Infantry, Lucknow	November 1873, from Morar	688	617	960.2	11	10	4	3	14.54	10.17
8	41st Native Infantry, Lucknow	May 1873, from Buxa	699	628	1076.4	7	28	3	1	40.06	5.72
9	{ 6th Bengal Cavalry, Sitapur, with Detachment of 120 men at Fyzabad }	February 1876, from Morar	456	374	1007.4	18	7	2	1	15.35	6.58
10	15th Bengal Cavalry, Cawnpore	February 1876, from Umballa	455	391	1012.8	4	23	4	3	50.55	15.38
11	31st Native Infantry, Cawnpore	February 1876, from Meolitan	701	621	1041.9	8	24	2	4	34.24	8.56
12	18th Bengal Cavalry, Allahabad	March 1873, from Meer Meer	457	369	544.7	...	3	1	...	6.56	2.19
13	34th Native Infantry, Allahabad	November 1874, from Morar	704	633	431.4	3	18	7	...	25.57	9.94
REGIMENTS OF BEHAR, BENARES, OUDH AND CAWNPORE			7,864	6,065	861.6	76	237	66	23	59.14	11.32

\* At Delhi from May to November.

† Of these men, six died at Calcutta and on the march, nineteen at Jalpaiguri, and ten at Dacca.



## TROOPS, 1876.

## VI.

DEATHS, and INVALIDING of each REGIMENT for the Year.  
(accuracy the relation to Locality of the Sickness and Mortality of Regiments.)

## PROPER, BHOOTAN, and ASSAM.

		CAUSES OF ADMISSIONS INTO HOSPITAL AND OF DEATHS IN HOSPITAL DURING THE YEAR.																									
Total Admissions into Hospital and Deaths in Hospital during the year.		Cholera.	Fever.	Veneral Affections.	Rheumatism.	Scurvy.	Anemia and Debility.	Dropsy.	Phthisis Pulmonalis.	Apoplexy and Stroke.	Neuragic Affections.	Eye Diseases.	Heart Disease.	Bronchitis and Asthma.	Pneumonia and Pleurisy.	Dysentery and Diarrhoea.	Spleen Disease.	Hepatitis.	Diseases of the Digestive System.	Diseases of the Urinary System.	Diseases of the Generative System.	Scabies and Skin Diseases.	Gonorrhoea.	Abcess and Ulcer.	Injuries.	Foot-sore.	All other Causes.
1	{ Admitted ... 826 Died ... 2	...	351	13	12	...	46	...	...	...	14	3	...	45	1	152	4	...	35	...	3	28	...	31	43	22	23
2	{ Admitted ... 217 Died ... 1	...	132	2	3	...	8	...	...	...	3	...	...	11	1	18	...	...	11	...	...	...	...	11	15	...	2
3	{ Admitted ... 800 Died ... 7	...	524	19	5	...	13	...	3	...	1	10	...	24	2	120	11	...	4	...	5	4	...	25	15	3	12
4	{ Admitted ... 750 Died ... 10	...	340	18	16	1	15	1	1	...	1	7	...	34	3	112	11	...	22	...	5	14	...	34	36	65	14
5	{ Admitted ... 2,175 Died ... 21	4	1,543	5	10	2	54	4	2	1	5	7	2	29	5	213	17	3	15	1	1	35	...	49	38	95	29
6	{ Admitted ... 331 Died ... 12	3	118	7	11	1	8	1	...	...	3	2	...	18	2	95	...	...	23	...	1	...	...	6	9	9	15
7	{ Admitted ... 439 Died ... 23	...	102	4	6	31	36	...	3	...	...	5	...	3	5	59	42	...	5	3	1	45	7	21	13	36	3
8	{ Admitted ... 1,142 Died ... 14	10	802	13	23	...	22	...	4	...	3	15	...	22	4	131	1	1	3	...	2	6	...	13	59	...	8
9	{ Admitted ... 770 Died ... 12	8	391	11	19	2	9	...	5	...	6	5	1	36	8	87	13	1	17	...	3	14	...	45	42	12	25
10	{ Admitted ... 1,614 Died ... 11	1	1,087	14	43	...	30	...	2	1	1	13	...	55	4	99	10	3	15	...	9	37	...	83	69	15	23
11	{ Admitted ... 1,133 Died ... 11	...	453	21	92	...	6	2	1	...	7	8	1	61	1	159	2	...	11	...	5	41	...	135	80	32	15
12	{ Admitted ... 391 Died ... 6	...	385	9	27	...	55	1	5	...	12	11	2	69	2	71	9	1	51	...	4	15	...	76	125	31	31
13	{ Admitted ... 449 Died ... 7	2	190	15	15	1	2	...	...	...	4	5	...	39	2	65	...	...	15	...	6	4	...	49	20	17	7
Admitted ... 11,628 Died ... 136		28	6,418	151	282	38	304	3	20	2	60	91	6	446	40	1,391	129	9	227	4	45	243	7	579	564	337	267

## OUDH, and CAWNPORE.

1	{ Admitted Died	... 580 ... 24	26 17*	190 59	11 1	35 ...	7 1	...	7 ...	2 ...	5 ...	4 ...	1 ...	14 7	7 2	67 ...	...	...	16 1	3 ...	17 ...	...	54 ...	44 ...	43 ...	20 ...	
2	{ Admitted Died	... 257 ... 4	...	102 1	9 ...	7 ...	1 ...	4 ...	...	...	2 ...	7 ...	...	4 ...	3 1	20 1	...	...	2 ...	1 ...	4 ...	7 ...	...	20 ...	48 1	...	7 ...
3	{ Admitted Died	... 632 ... 6	2 ...	266 2	63 ...	16 ...	11 ...	...	7 3	...	1 ...	20 ...	6 1	25 ...	1 ...	51 ...	3 ...	...	8 ...	...	4 ...	15 4	41 ...	24 ...	32 ...	22 ...	
4	{ Admitted Died	... 479 ... 2	...	224 ...	18 ...	10 ...	7 ...	...	1 ...	...	1 ...	7 ...	...	25 ...	6 1	28 1	5 ...	...	5 ...	...	6 ...	3 ...	47 ...	30 ...	26 ...	30 ...	
5	{ Admitted Died	... 458 ... 5	1 1	210 ...	2 ...	26 ...	11 ...	...	3 1	...	2 ...	15 ...	...	15 ...	...	44 2	...	...	9 ...	...	5 ...	4 ...	40 ...	26 1	33 ...	12 ...	
6	{ Admitted Died	... 431 ... 2	...	195 1	4 ...	13 ...	1 ...	...	...	...	...	8 ...	...	7 ...	3 1	21 ...	...	...	5 ...	1 ...	...	7 ...	2 ...	49 ...	114 ...	1 ...	9 ...
7	{ Admitted Died	... 498 ... 4	2 2	240 2	42 ...	10 ...	6 ...	...	2 ...	...	3 ...	21 ...	...	14 ...	1 ...	35 ...	...	...	7 ...	...	8 ...	18 5	69 ...	29 ...	49 ...	31 ...	
8	{ Admitted Died	... 676 ... 3	1 1	306 1	28 1	11 ...	6 ...	...	1 ...	1 ...	4 ...	16 ...	...	23 ...	8 ...	46 ...	...	5 ...	28 2	...	3 ...	29 3	64 ...	35 ...	30 ...	26 ...	
9	{ Admitted Died	... 388 ... 2	...	156 ...	16 ...	10 ...	...	...	...	...	7 ...	13 ...	...	23 ...	2 1	22 1	2 ...	1 ...	4 ...	1 ...	1 ...	7 ...	...	46 ...	65 1	...	10 ...
10	{ Admitted Died	... 396 ... 4	...	189 ...	4 ...	8 ...	...	...	...	...	4 ...	9 ...	1 ...	27 ...	1 ...	29 1	2 ...	...	7 ...	1 ...	3 ...	...	2 ...	29 2	65 2	6 ...	18 1
11	{ Admitted Died	... 617 ... 2	...	344 1	53 ...	16 ...	6 ...	...	...	...	2 ...	7 ...	...	35 ...	5 1	29 1	2 ...	1 ...	8 ...	...	2 ...	9 ...	...	51 ...	33 ...	35 ...	9 ...
12	{ Admitted Died	... 291 ... 1	2 ...	77 ...	10 ...	3 ...	...	...	1 ...	...	11 ...	...	6 ...	...	9 ...	...	...	...	1 ...	...	2 ...	2 ...	19 ...	49 ...	...	9 ...	
13	{ Admitted Died	... 275 ... 7	2 ...	150 1	6 ...	7 ...	3 ...	...	1 ...	...	4 ...	8 ...	...	8 ...	9 2	41 1	1 ...	...	3 ...	...	1 ...	3 ...	...	15 ...	10 ...	...	3 ...
	Admitted Died	... 6,918 ... 96	36 23	2,601 23	266 1	172 ...	1 62	23 2	3 9	35 ...	146 ...	8 ...	226 1	40 ...	442 6	15 ...	7 ...	162 ...	8 ...	40 ...	121 ...	18 ...	545 ...	572 5	257 ...	266 1	

\* Thirteen of these fatal cases occurred on the river, on the passage from Cachar.



TABLE

3.—REGIMENTS of ROHILCUND											
REGIMENTS AND STATIONS OF 1876.		Date of Arrival from Station previously occupied.	REGIMENTAL STRENGTH		Admission rate of 1876 per 1,000 of the Average Strength.	INVALIDED		DIED		LOSS PER 1,000	
			Number borne on the Roll.	Average Strength present during 1876.		To their homes for change of air.	For Discharge.	With the Regiment.	Absent from the Regiment.	By Invaliding for Discharge.	By Deaths.
1	28th Native Infantry, Shahjahanpur and Moradabad	February 1876, from Alipore	706	607	1084.0	20	7	9	16	10.00	35.71
2	16th Bengal Cavalry, Bareilly, with Detachment of 48 men at Moradabad	January 1874, from Peshawar	457	405	261.7	4	2	5	1	4.38	13.13
3	37th Native Infantry, Bareilly	February 1876, from Fort William	697	628	1063.7	18	39	5	5	55.95	14.35
4	3rd Goorkhas, Almora	.....	726	637	1022.0	6	20	5	2	27.55	9.64
5	2nd Goorkhas, Dehra, with Detachment of 150 men at Simla for 7 months	.....	708	659	948.4	7	18	7	...	25.42	9.89
6	Sappers and Miners, Roorkee, with Detachments at Rawalpindi, Peshawar and Cherat	.....	1,141	1,000	1293.4	15	19	11	6	16.65	14.90
7	4th Bengal Cavalry, Meerut, with Detachments at Delhi and Agra	January 1874, from Segowli	456	409	755.5	7	14	3	2	30.70	10.96
8	54th Native Infantry, Meerut	November 1872, from Benares	710	635	1163.8	7	7	4	3	9.85	9.86
9	33rd Native Infantry, Delhi	December 1874, from Allahabad	703	630	1933.3	10	37	8	1	52.63	12.80
REGIMENTS OF ROHILCUND AND MEERUT			6,298	5,619	1117.5	94	163	57	36	25.88	14.77
4.—REGIMENTS of AGRA											
1	8th Native Infantry, Agra, with Detachment of 145 men at Fatehgarh	December 1875, from Fymbad	697	609	919.5	15	13	3	7	18.65	14.35
2	36th Native Infantry, Agra, with Detachment of 48 men at Ulwar	March 1873, from Peshawar	690	627	826.2	8	9	3	3	13.05	8.70
3	7th Bengal Cavalry, Morar	January 1876, from Sitapur	452	350	631.4	10	20	...	1	44.25	2.21
4	9th Native Infantry, Morar	January 1874, from Lucknow	702	623	1309.2	16	15	5	6	21.37	15.67
5	17th Native Infantry, Morar	January 1875, from Meeran Meer	695	620	906.5	13	24	4	2	34.53	8.62
6	24th Native Infantry, Jhansi, with Detachments of 72 men at Lalitpur and 29 men at Sipri	February 1874, from Meeran Meer	691	614	1333.9	8	31	4	...	44.96	5.79
7	5th Bengal Cavalry, Nowgong, with Detachment of 120 men at Nagode	February 1876, from Jhelum	457	383	1696.7	7	8	1	1	17.51	4.38
8	9th Bengal Cavalry, Deoli, with Detachment of 123 men at Jhansi	January 1874, from Rawalpindi	449	370	1124.3	14	4	2	1	8.91	6.68
REGIMENTS OF AGRA AND CENTRAL INDIA			4,833	4,196	1095.1	91	124	22	21	25.66	8.90
5.—REGIMENTS of											
1	10th Bengal Cavalry, Umballa, with Detachment of 58 men at Jullundur	February 1876, from Nowshera	451	382	1476.4	1	15	...	...	33.26	...
2	32nd Native Infantry, Umballa	February 1872, from Ranikhet	712	622	1910.0	2	14	7	...	19.66	9.83
3	12th Native Infantry, Jullundur, with 107 men at Ludhiana and 40 at Phillour	March 1876, from Peshawar	695	626	2655.0	27	42	8	4	60.43	17.27
4	40th Native Infantry, Ferozepore	December 1872, from Agra	696	577	3717.5	4	22	6	5	31.61	15.80
5	13th Bengal Cavalry, Mooltan	January 1873, from Lucknow	456	373	1960.6	9	19	8	...	41.67	17.54
6	19th Native Infantry, Mooltan	December 1875, from Talagson	709	609	3009.8	1	23	4	1	32.86	7.14
7	1st Bengal Cavalry, Sialkot	February 1876, from Cawnpore	456	384	822.0	2	2	2	2	4.38	8.77
8	15th Native Infantry, Sialkot	February 1873, from Peshawar	703	624	1156.7	4	35	3	1	49.79	5.69
9	1st Goorkhas, Dharmsala*	.....	705	613	1609.7	5	10	11	1	14.18	19.86
10	4th Goorkhas, Bakloh	.....	720	648	896.6	1	13	9	1	18.06	13.89
11	19th Bengal Cavalry, Meeran Meer	March 1876, from Lucknow	458	382	2983.8	7	8	6	1	17.47	15.28
12	25th Native Infantry, Meeran Meer	February 1874, from Rawalpindi	702	619	1534.7	13	29	8	1	41.31	12.82
13	29th Native Infantry, Meeran Meer, with Detachment of 245 men at Amritsar	November 1874, from Peshawar	695	636	2261.0	18	31	9	4	41.69	18.70
14	12th Bengal Cavalry, Jhelum	March 1876, from Peshawar	457	384	1028.7	7	12	1	3	26.26	8.75
15	22nd Native Infantry, Jhelum	April 1872, from Dacca	696	615	1609.0	21	12	8	5	17.24	18.68
16	23rd Native Infantry, Jhelum	February 1873, from Hazara	680	616	1704.6	2	47	5	2	69.12	10.20

\* Returned from Field Service in the Straits in April 1876.



## and MEERUT.

Total Admissions into Hospital, and Deaths in Hospital during the year.		CAUSES OF ADMISSIONS INTO HOSPITAL AND OF DEATHS IN HOSPITAL DURING THE YEAR.																									
		Cholera.	Fever.	Veneral Affections.	Rheumatism.	Scurvy.	Anemia and Debility.	Dropsy.	Phthisis Pulmonalis.	Apoplexy and Senile Stroke.	Neuralgic Affections.	Eye Diseases.	Heart Disease.	Bronchitis and Asthma.	Pneumonia and Pleurisy.	Dysentery and Diarrhea.	Spleen Disease.	Hepatitis.	Diseases of the Digestive System.	Diseases of the Urinary System.	Diseases of the Generative System.	Scalds and Skin Diseases.	Gonorrhea.	Abscesses and Ulcers.	Injuries.	Foot-sore.	All other Causes.
1	{ Admitted Died	658 9	200 2	12 ...	27 ...	...	13 1	...	1 1	...	9 ...	25 ...	43 1	3 1	66 3	5 ...	3 ...	20 ...	2 ...	9 ...	15 ...	...	62 ...	35 ...	28 ...	20 ...	
2	{ Admitted Died	106 5	18 ...	5 ...	1 ...	...	3 ...	...	1 ...	...	7 ...	11 ...	6 ...	1 ...	10 1	...	...	4 ...	3 ...	3 ...	1 ...	...	7 ...	19 ...	2 ...	4 ...	
3	{ Admitted Died	608 5	186 3	35 ...	27 ...	1 ...	11 ...	...	3 1	...	11 ...	17 ...	2 1	20 ...	4 ...	73 2	...	1 ...	21 ...	1 ...	4 ...	14 ...	...	56 ...	62 ...	77 ...	39 ...
4	{ Admitted Died	651 5	4 1	199 1	63 ...	85 ...	13 ...	...	4 1	...	6 ...	12 ...	16 ...	5 1	64 1	...	1 ...	15 ...	...	8 ...	2 ...	...	34 ...	23 ...	62 ...	35 ...	
5	{ Admitted Died	625 7	189 ...	21 ...	41 ...	1 ...	10 ...	...	7 4	...	2 ...	48 ...	1 ...	24 4	43 ...	19 7	...	17 ...	...	5 ...	4 ...	...	25 ...	66 ...	75 ...	14 ...	
6	{ Admitted Died	1,305 11	3 1	444 2	38 ...	52 ...	12 2	...	2 ...	...	13 ...	23 ...	43 ...	8 1	116 1	5 ...	1 ...	28 ...	...	12 ...	30 ...	...	98 ...	148 2	203 ...	24 ...	
7	{ Admitted Died	309 3	1 ...	185 ...	1 ...	5 ...	6 ...	...	1 ...	...	...	6 ...	...	10 ...	1 ...	18 1	...	...	4 ...	2 ...	1 ...	1 ...	21 ...	34 ...	1 ...	10 ...	
8	{ Admitted Died	739 4	...	498 1	11 ...	12 ...	8 1	...	2 1	...	2 ...	14 ...	...	18 ...	1 ...	57 1	2 ...	...	10 ...	...	2 ...	3 ...	...	31 ...	33 ...	24 ...	11 ...
9	{ Admitted Died	1,218 8	...	852 5	8 ...	36 ...	10 ...	...	1 ...	...	7 ...	15 ...	...	23 ...	11 2	69 ...	7 ...	...	7 ...	...	...	3 ...	...	61 ...	26 1	23 ...	59 ...
	{ Admitted Died	6,279 57	8 2	2,831 14	194 ...	286 ...	4 85	...	...	22 8	1 ...	57 ...	171 1	3 1	203 7	38 ...	516 7	4 ...	13 1	126 2	8 ...	44 ...	73 ...	397 ...	446 3	595 ...	216 ...

## and CENTRAL INDIA.

1	{ Admitted ... 560 Died ... 3	240	36	26	2	3	...	5	1	12	25	...	19	9	57	1	1	10	...	6	14	...	37	22	21	12
2	{ Admitted ... 618 Died ... 3	132	35	23	1	14	...	...	...	2	8	...	11	5	128	2	...	10	1	...	5	...	49	22	25	44
3	{ Admitted ... 221 Died ... 1	102	2	9	...	...	...	...	...	4	12	...	1	2	17	...	...	2	...	2	5	...	20	34	1	8
4	{ Admitted ... 853 Died ... 5	569	12	31	...	3	...	6	...	2	1	...	13	8	56	3	3	6	...	7	3	1	38	32	4	35
5	{ Admitted ... 562 Died ... 4	351	6	20	...	14	...	5	...	4	3	2	8	8	24	9	1	7	...	...	1	...	45	24	17	13
6	{ Admitted ... 819 Died ... 4	436	44	23	1	2	...	1	...	6	31	...	13	5	33	11	...	17	...	2	16	...	83	53	19	23
7	{ Admitted ... 646 Died ... 1	338	37	26	...	10	...	1	...	4	7	...	15	2	20	2	2	10	3	6	10	...	79	59	2	11
8	{ Admitted ... 436 Died ... 2	203	18	14	...	...	...	...	...	5	12	...	5	2	18	...	...	3	...	3	1	...	65	61	3	3
	{ Admitted ... 4,595 Died ... 22	2,391	190	172	4	46	...	17	2	39	99	2	85	41	353	28	7	65	4	26	55	1	416	307	92	149

## the PUNJAB.

1	{ Admitted Died	... 564 ... ..	... 259 ... ..	18 5 1 1	...	...	...	...	27 ... 8 1 16 1 3 18 ...	...	...	2 7 74 117 1 5
2	{ Admitted Died	... 1,188 ... 7	... 845 ... 2	18 8 ... 30	...	...	...	4 60 ... 28 4 72 3 1 6 2 2	...	...	4 46 24 21 11	
3	{ Admitted Died	... 1,602 ... 8	... 1,169 ... 7	12 27 1 9 1 9	...	...	...	5 14 2 35 10 83 5 2 21 ...	...	...	22 ... 80 36 96 13	
4	{ Admitted Died	... 2,145 ... 6	... 1,887 ... 4	2 20 ... 20	...	...	...	1 21 1 5 ... 55 ... 4 ...	...	...	8 ... 56 21 39 5	
5	{ Admitted Died	... 694 ... 8	... 500 ... 1	5 15 ... 2	...	...	...	1 15 ... 28 7 14 ... 10 4 ...	...	...	2 3 17 61 1 8	
6	{ Admitted Died	... 1,833 ... 4	... 1,546 ...	19 23 ... 17	...	...	...	1 2 7 ... 36 11 47 10 ... 20 1 ...	...	...	19 1 26 22 15 19	
7	{ Admitted Died	... 316 ... 2	... 189 ...	6 13 ...	...	...	...	13 ... 2 6 4 ... 7 1 2 2 ...	...	...	26 54 ...	
8	{ Admitted Died	... 723 ... 3	2 388 1 1	11 26 ... 15	...	...	...	1 11 28 ... 37 ... 45 6 2 23 1 2 18 ...	...	...	39 33 43 6	
9	{ Admitted Died	... 1,018 ... 13	... 479 ...	23 44 2 7 1	...	...	...	1 6 17 ... 15 12 114 1 1 23 1 ...	...	...	18 ... 59 101 95 16	
10	{ Admitted Died	... 581 ... 9	... 292 ... 2	32 36 ... 4	...	...	...	2 ... 6 32 ... 39 10 29 3 1 15 ...	...	...	3 10 ... 38 104 16 12	
11	{ Admitted Died	... 796 ... 6	1 603 1	5 7 ...	...	...	...	2 ... 1 11 ... 7 7 46 ...	...	...	3 3 2 ... 21 65 7 5	
12	{ Admitted Died	... 950 ... 8	... 662 ... 1	5 35 1 7	...	...	...	1 ... 3 5 ... 22 11 33 7 1 10 ...	...	...	2 5 ... 56 33 34 17	
13	{ Admitted Died	... 1,438 ... 9	... 1,017 ...	28 37 ... 14	...	...	...	9 ... 6 13 ... 44 29 54 29 2 12 ...	...	...	2 19 1 71 14 25 21	
14	{ Admitted Died	... 395 ... 1	... 239 ...	7 9 ... 3	...	...	...	5 ... 14 4 11 2 ... 6 1 ...	...	...	6 ... 28 46 7 6	
15	{ Admitted Died	... 984 ... 8	3 702 2 2	44 13 ... 26	2 1 1	...	...	10 ... 24 5 33 3 1 7 ...	...	...	3 10 ... 44 21 38 7	
16	{ Admitted Died	... 1,050 ... 5	... 844 ... 1	28 8 ...	...	...	...	1 4 28 ... 30 3 31 4 1 ...	...	...	2 1 5 ... 25 9 15 8	



TABLE

5.—REGIMENTS of													
REGIMENT AND STATION OF 1876.			Date of Arrival from Station previously occupied.	REGIMENTAL STRENGTH			INVALIDED		DIED		LOSS PER 1,000		
				Number borne on the Roll.	Average Strength per cent during 1876.	Admission-rate of 1876 per 1,000 of the Average Strength.	To their homes for change of air.	For Discharge.	With the Regiment.	Absent from the Regiment.	By Invaliding for Discharge.	By Deaths.	
17	14th Bengal Lancers, Rawalpindi	...	February 1874, from Deoli	...	459	370	781.1	4	7	1	3	15.25	8.71
18	11th Native Infantry, Rawalpindi	...	March 1876, from Bareilly	...	698	635	1044.2	9	16	6	1	22.92	10.03
19	21st Native Infantry, Rawalpindi	...	March 1874, from Peshawar	...	694	602	481.7	3	23	2	4	33.14	8.64
20	29th Native Infantry, Talagau	...	March 1876, from Peshawar	...	703	627	1266.3	9	17	2	5	24.18	9.96
21	11th Bengal Cavalry, Nowshera*	...	March 1876, from Meen Meer	...	449	341	1123.2	12	6	2	2	13.36	8.91
22	27th Native Infantry, Nowshera*	...	February 1874, from Barrackpore	...	710	600	1176.7	7	15	2	5	21.13	9.86
23	8th Bengal Cavalry, Peshawar*	...	March 1874, from Meerut	...	454	392	1390.3	14	31	1	3	68.28	8.81
24	17th Bengal Cavalry, Peshawar*	...	February 1876, from Sialkot	...	456	392	2790.6	31	28	5	5	61.40	21.93
25	7th Native Infantry, Peshawar*	...	February 1876, from Jullundur	...	687	624	3516.0	28	56	6	3	81.51	13.10
26	14th Native Infantry, Peshawar*	...	January 1876, from Rawalpindi...	...	696	632	3009.1	17	12	5	4	17.23	12.63
27	20th Native Infantry, Peshawar*	...	March 1875, from Delhi	...	760	616	1378.2	20	29	8	4	41.43	17.14
28	30th Native Infantry, Peshawar*	...	March 1874, from Nowshera	...	691	602	2079.7	50	28	28	4	40.52	46.31
REGIMENTS OF THE PUNJAB					17,379	15,143	1803.3	323	692	165	74	31.64	13.75
REGULAR NATIVE ARMY OF THE PRESIDENCY					44,590	39,250	1422.3	905	1,454	406	286	32.61	15.52

6.—REGIMENTS of													
1	Guide Corps, Murdan	...	Stationary	...	1,094	804	1363.7	16	53	7	10	48.45	15.34
2	Peshawar Mountain Battery, Abbottabad	...	January 1875, from Kohat	...	165	138	2036.2	1	5	...	...	30.30	...
3	5th Punjab Infantry, Abbottabad	...	{ December 1874, from Dera Ghazi Khan }	...	735	691	949.1	7	20	1	3	27.21	5.44
4	5th Goorkhas, Abbottabad	...	Stationary	...	752	628	1237.3	4	29	1	3	38.56	5.32
5	Hazira Mountain Battery, Kohat	...	March 1875, from Abbottabad	...	166	156	2098.7	3	1	1	...	6.02	6.02
6	4th Garrison Company Artillery, Kohat	...	Stationary	...	56	53	1622.6	3	2	2	2	35.71	71.43
7	2nd Punjab Cavalry, Kohat	...	February 1875, from Edwardesabad	...	488	377	1949.6	17	10	3	4	29.49	14.34
8	1st Sikhs, Kohat	...	February 1875, from Edwardesabad	...	743	679	1528.7	33	17	11	4	22.88	29.19
9	3rd Sikhs, Kohat	...	{ January 1875, from Dera Is- mail Khan }	...	730	677	1335.3	16	18	9	1	24.66	13.70
10	4th Punjab Infantry, Kohat	...	December 1874, from Abbottabad	...	725	685	2435.0	21	31	8	1	42.76	12.41
11	2nd Field Battery, Edwardesabad	...	{ February 1875, from Dera Is- mail Khan }	...	105	85	1858.8	...	1	1	1	9.53	19.05
12	5th Punjab Cavalry, Edwardesabad	...	{ January 1875, from Dera Is- mail Khan }	...	490	381	1792.6	4	9	3	1	18.37	8.16
13	3rd Punjab Infantry, Edwardesabad	...	January 1875, from Kohat	...	738	592	1503.4	6	14	15	3	18.97	24.39
14	6th Punjab Infantry, Edwardesabad	...	{ February 1875, from Dera Ismail Khan }	...	741	694	1197.0	3	12	20	1	16.19	28.34
15	4th Punjab Cavalry, Dera Ghazi Khan†	...	January 1875, from Rajanpur	...	591	384	1531.2	14	11	11	1	21.96	23.95
16	4th Sikhs, Dera Ghazi Khan†	...	January 1875, from Kohat	...	731	626	1525.6	22	13	11	2	17.78	17.78
17	1st Punjab Infantry, Dera Ghazi Khan	...	January 1875, from Edwardesabad	...	725	597	1655.0	13	12	12	3	16.55	20.69
18	2nd Mountain Battery, Dera Ismail Khan	...	February 1875, from Edwardesabad	...	105	81	2580.2	2	6	1	...	57.14	9.52
19	3rd Punjab Cavalry, Dera Ismail Khan	...	{ January 1875, from Dera Gha- zi Khan }	...	494	395	1774.7	8	10	3	...	20.24	6.07
20	2nd Sikhs, Dera Ismail Khan	...	January 1875, from Kohat	...	738	625	1508.8	10	21	4	2	28.46	8.13

\* And Frontier Outposts.

† Furnished escort of 93 and 276 men, who remained at Kohat from July to October.



## the PUNJAB—(continued).

Total Admissions into Hospital and Deaths in Hospital during the Year.		CAUSES OF ADMISSIONS INTO HOSPITAL AND DEATHS IN HOSPITAL DURING THE YEAR.																									
		Cholera.	Fevers.	Veneral Affections.	Rheumatism.	Scurvy.	Anemia and Debility.	Dropsy.	Phthisis Pulmonalis.	Apoplexy and Sunstroke.	Neuritic Affections.	Eye Diseases.	Heart Disease.	Bronchitis and Asthma.	Pneumonia and Pleurisy.	Dysentery and Diarrhoea.	Spleen Disease.	Hepatitis.	Diseases of the Digestive System.	Diseases of the Urinary System.	Diseases of the Generative System.	Scabies and Skin Diseases.	Gonorrhoea.	Abscess and Ulcer.	Injuries.	Foot-rot.	All other Causes.
17	{ Admitted { Died	289 1	111 3	6 2	15 5	3 2	3 8	1 1	1 6	4 5	19 16	3 7	12 64	1 1	1 3	4 15	2 5	1 6	3 3	2 1	26 37	63 23	9 34	2 88			
18	{ Admitted { Died	644 6	307 2	5 2	12 5	2 1	8 1	1 1	6 1	5 1	16 1	7 1	64 1	3 1	15 1	5 1	3 1	1 1	2 1	3 1	37 1	23 1	34 1	88 1			
19	{ Admitted { Died	290 2	105 1	8 1	11 5	6 2	6 1	3 1	8 1	25 1	32 1	1 1	1 1	1 1	1 1	1 1	1 1	1 1	1 1	1 1	1 1	1 1	1 1	1 1			
20	{ Admitted { Died	794 2	344 1	15 2	38 5	9 2	3 1	18 1	15 1	58 1	16 1	71 8	1 1	15 5	1 1	9 1	48 1	49 1	47 1	23 1							
21	{ Admitted { Died	383 2	175 1	3 1	32 5	8 2	1 1	4 1	8 1	7 1	11 3	3 1	18 1	1 1	1 1	6 1	37 1	60 1	3 1	3 1							
22	{ Admitted { Died	706 2	402 1	7 1	31 5	7 2	2 1	13 1	30 1	4 1	34 1	8 1	24 1	6 1	3 1	12 1	50 1	32 1	9 1	12 1							
23	{ Admitted { Died	545 1	369 4	8 3	18 5	4 2	8 1	23 1	39 1	14 1	73 1	2 1	45 1	1 1	2 1	3 1	62 1	90 1	17 1	10 1							
24	{ Admitted { Died	1,000 5	585 3	17 1	63 5	4 2	8 1	9 1	23 1	39 1	14 1	73 1	2 1	45 1	1 1	2 1	3 1	62 1	90 1	17 1	10 1						
25	{ Admitted { Died	2,104 6	1,834 1	8 3	210 5	3 2	25 1	1 1	3 1	19 1	49 16	116 21	2 2	25 1	3 1	12 1	97 1	56 1	77 1	15 1							
26	{ Admitted { Died	1,934 5	1,580 2	9 1	25 5	1 2	9 1	1 1	2 1	12 1	27 1	6 1	96 18	1 1	16 1	1 1	15 1	48 1	36 1	14 1	11 1						
27	{ Admitted { Died	849 8	487 3	18 2	15 5	1 2	6 1	2 1	4 1	9 1	50 11	1 1	79 12	19 1	1 1	9 1	41 1	31 1	27 1	19 1							
28	{ Admitted { Died	1,252 28	701 10	15 3	12 5	1 2	15 1	1 2	11 1	14 1	99 13	29 1	166 2	24 1	26 1	1 1	7 1	73 1	14 1	29 1	13 1						
	{ Admitted { Died	27,307 165	18,113 34	382 2	808 5	17 2	259 4	4 2	32 7	10 6	115 7	441 8	5 4	795 10	219 43	1,457 12	172 2	23 1	397 3	29 3	43 5	227 1	22 1	1,208 5	1,391 5	733 1	386 1
	{ Admitted { Died	55,827 446	32,414 73	1183 83	1720 4	64 4	767 26	7 2	120 36	18 7	306 7	948 1	24 8	1755 20	384 71	4,159 58	376 10	50 3	917 5	53 5	198 1	719 1	48 1	3,205 21	3,183 21	1914 1	1,161 15

## the PUNJAB FRONTIER FORCE.

1	{ Admitted { Died	1,008 7	434 19	84 27	14 5	2 1	16 3	37 1	87 1	3 1	45 1	5 1	42 1	27 1	93 1	102 1	70 1	18 3				
2	{ Admitted { Died	281 1	87 1	3 1	27 1	1 1	3 1	6 1	35 1	5 1	39 1	6 1	3 1	20 1	3 1	11 1	2 1	32 1	48 1	23 1	11 1	
3	{ Admitted { Died	565 1	279 1	36 1	17 1	2 1	1 1	3 1	6 1	35 1	5 1	39 1	6 1	3 1	20 1	3 1	11 1	2 1	32 1	48 1	23 1	11 1
4	{ Admitted { Died	777 1	427 1	28 1	8 1	1 1	3 1	5 1	48 1	28 1	3 1	41 1	13 1	7 1	11 1	1 1	2 1	6 1	37 1	44 1	55 1	9 1
5	{ Admitted { Died	421 1	217 1	8 1	24 1	3 1	10 1	8 1	42 1	3 1	36 1	1 1	6 1	21 1	29 1	5 1	7 1					
6	{ Admitted { Died	86 2	40 1	1 1	4 1	3 1	1 1	4 1	14 1	2 1	6 1	5 1	4 1									
7	{ Admitted { Died	735 3	390 2	14 2	25 5	3 2	8 1	3 1	10 1	22 1	56 1	9 1	43 1	3 2	8 1	49 1	106 2	9 1				
8	{ Admitted { Died	1,038 11	566 4	24 1	38 1	18 1	4 1	4 1	12 1	19 2	8 3	150 7	3 3	37 1	14 5	65 1	35 7	22 1				
9	{ Admitted { Died	904 9	530 4	24 1	14 1	8 1	2 1	7 1	20 3	30 1	7 1	81 1	6 1	35 1	3 2	52 1	48 15	18 1				
10	{ Admitted { Died	1,668 8	1,105 1	17 1	39 4	8 1	1 1	22 1	14 1	39 1	15 4	101 1	5 2	28 1	3 16	6 80	25 10	38 1				
11	{ Admitted { Died	158 1	91 1	3 1	2 1	1 1	1 1	12 1	5 1	7 1	3 1	1 3	13 1	16 1	1 1							
12	{ Admitted { Died	693 3	373 1	5 1	21 1	1 5	2 1	8 1	29 1	6 1	15 1	21 1	5 1	2 1	13 1	78 1	90 4	11 1				
13	{ Admitted { Died	800 15	574 6	4 1	17 1	9 1	1 1	3 1	6 1	45 1	10 1	47 1	1 1	39 1	1 4	6 3	72 21	4 14				
14	{ Admitted { Died	723 20	413 10	16 3	1 1	3 1	9 1	19 1	7 4	61 1	4 1	21 1	1 1	6 1	4 1	34 1	28 8	26 1				
15	{ Admitted { Died	588 11	343 6	1 2	13 1	11 1	1 1	4 1	3 1	24 1	2 1	54 1	2 1	11 1	2 1	3 1	29 61	12 1				
16	{ Admitted { Died	935 11	468 6	9 1	57 3	7 1	14 1	13 1	21 1	15 1	99 1	22 1	3 1	57 4	2 1	12 1	68 51	14 18				
17	{ Admitted { Died	988 12	704 3	9 1	34 2	9 1	2 1	16 1	26 1	15 5	36 1	3 1	13 1	4 1	2 1	68 26	14 3					
18	{ Admitted { Died	290 1	129 1	4 1	2 1	1 1	2 1	8 1	2 1	5 1	10 1	1 1	17 1	19 1	7 1							
19	{ Admitted { Died	761 3	334 1	2 1	39 1	9 1	5 1	8 1	15 1	5 1	33 1	8 1	27 1	1 5	7 1	75 94	12 10					
20	{ Admitted { Died	913 4	582 1	11 1	22 1	4 1	1 1	1 1	8 1	45 1	6 1	72 1	22 1	23 1	5 1	4 3	81 19	39 14				



6.—REGIMENTS of the

REGIMENTS AND STATIONS OF 1876.		Date of Arrival from Station previously occupied.	REGIMENTAL STRENGTH		Admission-rate of 1876 per 1,000 of the Average Strength.	INVALIDED		DIED		LOSS PER 1,000	
			Number borne on the Rolls.	Average Strength present during 1876.		To their homes for change of air.	For Discharge.	With the Regiment.	Absent from the Regiment.	By Invaliding for Discharge.	By Deaths.
21	2nd Punjab Infantry, Dera Ismail Khan	January 1875, from Dera Ghazi Khan.	687	603	1371.5	4	20	2	1	29.11	4.37
22	1st Punjab Cavalry, Rajanpur	January 1875, from Kohat	489	359	1807.8	2	4	7	3	8.33	20.53
REGIMENTS OF THE PUNJAB FRONTIER FORCE			12,189	10,130	1568.3	209	319	133	46	26.17	14.69

7.—REGIMENTS of the CENTRAL

1	2nd Central India Horse, Goonah, with Detachments	493	295	376.3	2	13	2	2	26.37	8.11
2	1st Central India Horse, Angur, with Detachments	493	291	488.0	4	27	1	1	54.77	4.06
3	Malwa Bheel Corps, Sirdarpore, with Detachments	505	433	1067.0	4	17	7	...	28.57	11.76
4	Meywar Bheel Corps, Kherwarah, with Detachments	711	485	1459.8	4	8	4	2	11.25	8.44
5	Mhairwarra Battalion, Ajmere, with Detachments	708	618	1178.0	48	18	2	2	25.42	5.65
6	Bhopal Battalion, Sehore, with Detachments	934	830	590.4	6	19	10	1	20.34	11.78
7	Erinpore Force, Erinpore, with Detachments	876	735	851.7	...	1	6	2	1.14	9.13
8	Deoli Force, Deoli, with Detachments	876	791	821.7	4	...	8	3	...	12.56
REGIMENTS OF THE CENTRAL INDIA IRREGULAR FORCE		5,686	4,478	874.7	72	103	40	13	18.11	9.32

## STATEMENT SHOWING THE GAIN AND LOSS IN STRENGTH

Present with their Regiments on 1st January 1876	...	...	...	43,938
At their homes on Furlough	...	...	...	356
At their homes on Sick Leave	...	...	...	446
Remaining sick in the Hospitals of other Regiments	...	...	...	32

Total Strength on 1st January 1876 ... 44,772

## ADDITIONS OF THE YEAR.

Transfers received from other Regiments	...	...	...	29
Recruits received during the year	...	...	...	4,206
Deserters rejoined	...	...	...	4

Total Gain ... 4,239

## ANNUAL RELIEF OF THE

## CAVALRY

8th Bengal Cavalry	From Peshawar	To Mooltan	...	Arrived February 1877.
13th "	" Mooltan	" Rawal Pindi	...	Arrived March 1877.
14th "	" Rawal Pindi	" Peshawar	...	Arrived December 1876.

## INFANTRY

1st Native Infantry	From Gorakhpur	To Benares	...	Arrived March 1877.
4th "	" Bhagalpur	" Lucknow	...	Arrived March 1877.
5th "	" Meerut	" Bhagalpur	...	Arrived January 1877.
9th "	" Meerut	" Meerut	...	Arrived February 1877.
13th "	" Benares	" Agra	...	Arrived November 1876.
22nd "	" Jhelum	" Peshawar	...	Arrived January 1877.
23rd "	" Jhelum	" Simla & Amritsar	...	Arrived April 1877.

## MADRAS NATIVE INFANTRY

11th Madras Native Infantry	From Nagode	To Doranda	...	Arrived March 1877.
-----------------------------	-------------	------------	-----	---------------------



## PUNJAB FRONTIER FORCE—(continued).

		CAUSES OF ADMISSIONS INTO HOSPITAL AND OF DEATHS IN HOSPITAL DURING THE YEAR.																										
Total Admissions into Hospital and Deaths in Hospital during the Year.		Cholera.	Fever.	Veneral Affections.	Rheumatism.	Scurvy.	Anæmia and Debility.	Dropsy.	Phthisis Pulmonalis.	Apoplexy and Sunstroke.	Neuralgic Affections.	Eye Diseases.	Heart Disease.	Bronchitis and Asthma.	Pneumonia and Pleurisy.	Dysentery and Diarrhoea.	Spleen Disease.	Hepatitis.	Diseases of the Digestive System.	Diseases of the Urinary System.	Diseases of the Gen-erative System.	Scabies and Skin Diseases.	Guinea-worm.	Abscess and Ulcer.	Injuries.	Foot-sore.	All other Causes.	
21	{ Admitted	827	530	5	18	...	9	...	...	...	1	10	...	20	10	40	5	...	27	...	2	8	3	78	22	16	14	
	{ Died	2	...	...	...	...	...	...	...	...	...	...	...	...	...	...	...	...	...	...	...	...	...	...	...	...	...	
22	{ Admitted	619	367	4	20	...	2	...	...	...	5	13	...	11	7	26	5	...	12	1	1	2	...	107	52	...	14	
	{ Died	7	1	...	...	...	...	...	...	...	...	1	...	2	...	1	...	...	...	...	...	...	...	...	...	...	2	
{ Admitted		15,887	55	8,902	224	535	15	136	2	14	6	110	266	562	132	1,154	146	26	521	17	39	161	37	1,181	360	284	282	
{ Died		133	29	29	1	...	5	1	2	2	...	...	4	29	11	1	...	...	...	...	...	...	...	1	6	...	10	

## INDIA IRREGULAR FORCE.

1	{ Admitted Died	... 111 ... 2	...	39 ...	7 ...	3 ...	...	...	1 ...	...	5 ...	10 ...	...	2 ...	1 ...	5 ...	...	...	1 ...	1 ...	2 ...	...	8 ...	1 ...	20 ...	...	7 ...	
2	{ Admitted Died	... 142 ... 1	...	35 ...	3 ...	4 ...	...	2 ...	...	1 ...	...	7 ...	...	3 ...	...	12 ...	2 ...	...	2 ...	...	5 ...	3 ...	6 ...	14 ...	36 ...	1 ...	6 ...	
3	{ Admitted Died	... 462 ... 7	...	191 ...	7 ...	9 ...	...	9 ...	1 ...	...	5 ...	30 ...	...	17 ...	13 ...	21 ...	4 ...	...	2 ...	...	...	13 ...	38 ...	37 ...	20 ...	15 ...	19 ...	
4	{ Admitted Died	... 508 ... 4	...	192 ...	3 ...	13 ...	...	3 ...	...	1 ...	1 ...	18 ...	...	27 ...	10 ...	19 ...	5 ...	...	8 ...	1 ...	...	121 ...	112 ...	111 ...	42 ...	4 ...	17 ...	
5	{ Admitted Died	... 728 ... 2	...	249 ...	14 ...	84 ...	...	6 ...	...	5 ...	...	15 ...	62 ...	...	15 ...	19 ...	41 ...	7 ...	2 ...	32 ...	...	3 ...	20 ...	23 ...	77 ...	22 ...	29 ...	
6	{ Admitted Died	... 490 ... 10	1 ...	289 ...	6 ...	9 ...	1 ...	3 ...	1 ...	...	6 ...	31 ...	...	3 ...	10 ...	86 ...	...	...	3 ...	...	...	4 ...	...	22 ...	8 ...	2 ...	15 ...	
7	{ Admitted Died	... 626 ... 6	...	187 ...	22 ...	22 ...	...	6 ...	...	2 ...	3 ...	3 ...	95 ...	...	15 ...	17 ...	35 ...	1 ...	...	29 ...	1 ...	3 ...	32 ...	14 ...	57 ...	49 ...	20 ...	
8	{ Admitted Died	... 650 ... 8	...	201 ...	45 ...	31 ...	...	4 ...	1 ...	...	6 ...	54 ...	...	19 ...	19 ...	26 ...	4 ...	1 ...	17 ...	1 ...	1 ...	31 ...	23 ...	80 ...	36 ...	37 ...	13 ...	
	{ Admitted Died	... 3,917 ... 49	1 ...	1,376 ...	167 ...	175 ...	1 ...	33 ...	3 ...	9 ...	4 ...	41 ...	297 ...	...	101 ...	89 ...	245 ...	23 ...	3 ...	94 ...	4 ...	14 ...	224 ...	222 ...	399 ...	242 ...	168 ...	192 ...

## OF THE REGULAR NATIVE ARMY OF BENGAL DURING 1876.

## PERMANENT LOSS OF THE YEAR.

Deaths at Head-Quarters, at Outposts and on Detachments	...	...	...	446
Deaths while on Furlough, &c.	...	...	...	85
Deaths while at home on Sick Leave	...	...	...	161

Total Deaths ... 692

Invalids for Discharge	...	...	...	1,454
Transfers given to other Regiments	...	...	...	40
Discharged otherwise	...	...	...	1,731
Desertions, struck off for bad conduct, &c.	...	...	...	418

Total Loss ... 4,335

Remaining on the Regimental Rolls on 31st December 1876 ... 41,676

## NATIVE ARMY, 1876-77.

## REGIMENTS.

16th Bengal Cavalry	From Bareilly	To Allahabad	...	Arrived November 1876.
18th "	" Allahabad	" Bareilly	...	Arrived January 1877.

## REGIMENTS.

25th Native Infantry	From Meerut	To Umballa	...	Arrived November 1876.
30th "	" Peshawar	" Ferozepore	...	Arrived February 1877.
32nd "	" Umballa	" Jhelum	...	Arrived December 1876.
36th "	" Agra	" Barrackpore	...	Arrived November 1876.
39th "	" Barrackpore	" Meerut	...	Arrived January 1877.
40th "	" Ferozepore	" Gorakhpur	...	Arrived February 1877.
41st "	" Lucknow	" Morar	...	Arrived December 1876.

## SERVING IN BENGAL.

3rd Madras Native Infantry	From Doranda	To Madras Presidency	...	Marched December 1876.
----------------------------	--------------	----------------------	-----	------------------------



# NATIVE TROOPS, 1876.

## XVII.

TABLE showing the SICKNESS and MORTALITY among the REGIMENTS of the MADRAS NATIVE ARMY serving in STATIONS of the BENGAL PRESIDENCY during the Year 1876, and the prevalence of the principal Diseases in each Month of the Year.

(Stations occupied—Dumrah, Nagode, Banda, Nowgong, Jubbulpore and Saugor).

MONTHS.	Average Strength.	Average Number Daily Sick.	Number Daily Sick per 1,000 of Strength.	Number of Deaths.	Died per 1,000 of Strength.	CAUSES OF DEATHS IN HOSPITAL.																	Died out of Hospital.		
						Cholera.	Smallpox.	Enteric Fever.	Fever, Intermittent.	Fever, Remittent and Continued.	Apoplexy.	Dysentery.	Diarrhoea.	Hepatitis.	Spleen Disease.	Respiratory Diseases.	Heart Diseases.	Phthisis Pulmonalis.	Dropsy.	Scurvy.	Atrophy and Anæmia.	Wounds and Accidents.		All other Causes.	
January	3,601	78	21.7	1	...	...	...	...	...	...	...	...	...	...	...	...	...	...	...	...	...	...	...	1	...
February	3,614	93	25.7	1	...	...	...	...	...	...	...	...	...	...	...	...	...	...	...	...	...	...	...	...	...
March	3,623	97	26.8	6	...	...	...	...	3	...	...	...	...	...	...	...	...	...	...	...	...	...	...	2	...
April	3,472	78	22.5	3	...	...	...	...	1	...	...	...	...	...	...	...	...	...	...	...	...	...	...	...	...
May	3,525	76	21.6	1	...	...	...	...	...	...	...	...	...	...	...	...	...	...	...	...	...	...	...	...	...
June	3,544	67	18.9	...	...	...	...	...	...	...	...	...	...	...	...	...	...	...	...	...	...	...	...	...	...
July	3,502	59	16.8	3	...	...	...	...	1	1	1	...	...	...	...	...	...	...	...	...	...	...	...	...	...
August	3,538	65	18.4	3	...	...	...	...	...	...	...	...	...	...	...	...	...	...	...	...	...	...	...	...	...
September	3,546	90	25.4	3	...	...	...	...	1	...	1	...	...	...	...	...	...	...	...	...	...	...	...	...	...
October	3,587	131	36.5	3	...	2	...	...	1	...	...	...	...	...	...	...	...	...	...	...	...	...	...	...	...
November	3,614	86	23.8	4	...	...	...	...	1	...	...	1	...	...	...	...	...	...	...	...	...	...	...	...	...
December	3,474	94	27.1	6	...	...	...	...	...	...	...	...	...	...	...	...	...	...	...	...	...	...	...	1	...
						2	...	...	9	1	2	1	...	...	...	11	...	2	1	...	1	...	...	4	...
Died per 1,000 of the Average Strength.																									
For the year	3,553	85	23.9	34	9.57	56	...	...	282	56	28	...	...	...	...	310	...	56	28	...	28	...	...	113	...

CAUSES OF ADMISSIONS.	NUMBER OF ADMISSIONS INTO HOSPITAL IN EACH MONTH.												Total Admitted during the Year.	Admitted per 1,000 of Strength.	Died out of each hundred cases treated.
	Jan.	Feb.	March.	April.	May.	June.	July.	Aug.	Sept.	Oct.	Nov.	Dec.			
Cholera	...	...	...	...	...	...	...	2	...	3	...	...	5	1.4	40.00
Smallpox	7	13	2	...	...	...	...	...	...	...	...	...	22	6.2	...
Enteric Fever	...	...	...	...	...	...	...	...	...	...	...	...	...	...	...
Fever, Intermittent	70	82	63	68	111	82	70	115	276	488	320	195	1,990	560.0	46
Fever, Remittent and Continued	...	...	...	...	...	1	2	...	2	2	1	...	8	2.3	12.50
Apoplexy	...	...	...	...	...	...	1	...	1	...	...	...	2	6	100.00
Dysentery	2	1	2	4	4	4	9	11	7	9	6	10	69	19.4	...
Diarrhoea	...	1	1	3	2	7	2	4	5	2	4	15	46	12.9	87
Hepatitis	...	...	...	...	...	...	...	...	...	...	...	...	...	...	...
Spleen Disease	1	...	...	...	1	...	...	1	...	3	2	1	9	2.5	...
Respiratory Diseases	11	10	8	8	5	7	2	6	1	6	12	42	118	33.2	9.32
Phthisis Pulmonalis	1	1	1	1	...	...	1	...	1	...	1	...	7	2.0	28.57
Dropsy	...	...	...	...	...	...	...	...	1	...	...	...	1	3	...
Scurvy	...	...	1	...	...	...	...	...	...	...	...	...	1	3	...
Rheumatism	12	26	11	10	10	7	6	17	8	16	8	20	151	42.5	...
Veneral Diseases	2	7	6	8	7	2	5	3	4	3	1	7	55	15.5	...
Eye Diseases	16	8	12	13	16	18	12	18	20	23	7	2	165	46.4	...
Abscess and Ulcer	8	23	18	8	18	13	22	21	15	19	9	17	191	53.8	...
Wounds and Accidents	16	36	10	7	9	7	8	16	15	17	33	44	218	61.3	...
All other Causes	33	49	43	29	24	8	16	22	10	21	17	24	287	80.8	47
	179	248	178	159	207	156	156	236	365	612	421	377	3,295		
Admitted per 1,000 of the Average Strength in each Month.															
	49.7	68.6	49.1	45.8	58.7	44.0	41.5	66.7	108.2	170.6	116.5	108.5	927.4		



### 3. JAIL POPULATION, 1876.

# JAILS OF THE BENGAL PRESIDENCY, 1876.

## I.

TABLE showing the SICKNESS and MORTALITY among the JAIL POPULATION of the BENGAL PRESIDENCY during the Year 1876, and the prevalence of the principal Diseases in each Month of the Year.

MONTHS.	Average Strength.	Average Number Daily Sick.	Number Daily Sick per 1,000 of Strength.	Number of Deaths.	Died per 1,000 of Strength.	CAUSES OF DEATHS.																	
						Cholera.	Smallpox.	Enteric Fever.	Fever, Intermittent.	Fever, Remittent and Continued.	Apoplexy.	Dysentery.	Diarrhoea.	Hepatitis.	Spleen Disease.	Respiratory Diseases.	Heart Diseases.	Phthisis Pulmonalis.	Dropsy.	Scurvy.	Atrophy and Anæmia.	Wounds and Accidents.	All other Causes.
January	69,670	2,040	29.3	203	2.91	4	1	...	3	7	1	63	19	...	3	46	...	19	5	...	11	2	19
February	68,885	1,928	28.0	165	2.40	1	1	...	...	...	...	44	12	1	...	48	...	20	4	...	14	...	9
March	68,584	1,924	28.1	188	2.74	24	...	4	...	...	...	29	14	1	...	30	...	14	3	...	9	...	14
April	69,194	2,175	31.4	192	2.77	48	...	...	...	...	...	34	19	...	...	29	...	16	1	...	11	...	16
May	69,713	2,074	29.8	169	2.43	44	2	...	...	...	...	23	10	1	1	13	...	20	5	...	12	...	13
June	70,746	2,177	30.8	182	2.57	31	1	1	2	8	21	29	13	...	...	22	3	18	7	...	12	...	13
July	71,264	2,225	31.2	223	3.13	65	...	1	3	...	...	42	19	...	...	23	...	17	...	...	11	...	21
August	71,143	2,730	38.4	238	3.35	49	...	1	1	14	...	61	27	...	3	24	...	23	...	...	11	...	17
September	71,000	2,903	40.9	251	3.54	6	...	...	4	...	...	96	40	...	1	24	...	21	...	1	11	...	17
October	69,807	2,853	40.9	308	4.41	12	...	1	9	15	...	129	45	2	4	25	...	17	7	...	15	...	16
November	69,178	2,505	36.2	286	4.13	6	...	...	7	16	1	112	33	1	...	43	...	24	4	...	20	...	18
December	68,071	2,070	30.4	271	3.98	15	...	...	9	6	2	84	38	1	...	55	...	17	3	...	16	...	23
						296	5	6	45	114	41	740	289	7	20	380	11	226	51	1	153	36	196
						Died per 1,000 of the Average Strength.																	
For the year	69,771	2,309	33.0	2,617	37.51	424	107	...	236	59	...	1475	10	29	...	545	16	324	73	101	219	52	281

CAUSES OF ADMISSIONS.	NUMBER OF ADMISSIONS INTO HOSPITAL IN EACH MONTH.												Total Admitted during the Year.	Admitted per 1,000 of Strength.	Died out of each hundred cases treated.
	Jan.	Feb.	March.	April.	May.	June.	July.	Aug.	Sept.	Oct.	Nov.	Dec.			
Cholera	8	...	75	119	81	51	130	52	8	19	17	30	581	8.3	50.95
Smallpox	4	8	13	14	16	2	...	2	1	2	5	6	73	1.1	6.85
Enteric Fever	1	2	1	...	1	2	1	2	1	2	...	...	13	2	46.15
Fever, Intermittent	1,535	1,187	1,414	2,043	2,036	2,045	2,205	3,706	5,085	4,529	3,109	1,975	31,159	44.6	14
Fever, Remittent and Continued	52	33	56	47	47	37	65	87	128	105	63	28	748	10.7	15.24
Apoplexy	1	...	1	3	5	61	25	1	...	2	3	2	104	1.5	39.42
Dysentery	495	321	374	547	455	468	675	951	868	854	687	571	7,266	104.1	7.74
Diarrhoea	333	419	576	598	493	563	640	710	505	443	419	332	6,031	86.5	...
Hepatitis	6	6	2	3	5	1	...	3	9	2	7	4	48	7	14.58
Spleen Disease	56	39	34	51	52	40	63	45	42	43	39	49	553	7.9	3.62
Respiratory Diseases	366	311	242	290	222	161	210	179	147	209	249	342	2,888	41.4	13.16
Phthisis Pulmonalis	31	17	31	35	38	32	38	23	19	24	31	19	338	4.8	66.86
Dropsy	29	18	15	18	21	23	18	11	14	22	21	24	225	3.2	22.67
Atrophy and Anæmia	105	93	65	105	106	134	117	113	123	118	133	139	1,346	19.3	11.37
Scurvy	7	16	21	18	5	9	25	22	44	43	27	22	259	3.7	39
Rheumatism	119	82	107	100	105	129	114	76	97	99	107	96	1,222	17.5	...
Veneral Diseases	88	71	66	78	77	86	72	69	69	54	47	64	832	11.9	...
Eye Diseases	29	39	75	74	91	85	79	77	79	76	42	41	797	11.4	...
Abscess and Ulcer	691	589	639	743	859	933	943	695	578	564	439	485	8,021	115.0	1.26
Wounds and Accidents	181	216	239	391	279	269	285	235	198	170	154	129	2,706	38.8	...
All other Causes	453	589	609	405	463	445	529	486	439	419	376	373	5,761	82.6	...
	4,512	4,047	4,765	5,623	5,448	5,610	6,225	7,797	8,451	7,799	5,975	4,722	70,974		
	Admitted per 1,000 of the Average Strength in each Month.														
	64.8	58.7	69.5	81.3	78.1	79.3	87.3	109.6	119.0	111.7	86.4	69.4	1017.2		



# JAILS OF THE BENGAL PRESIDENCY, 1876.

## II.

TABLE showing the SICKNESS and MORTALITY among the JAIL POPULATION in LOWER BENGAL and in ASSAM during the Year 1876, and the prevalence of the principal Diseases in each Month of the Year.

MONTHS.	Average Strength.	Average Number Daily Sick.	Number Daily Sick per 1,000 of Strength.	Number of Deaths.	Died per 1,000 of Strength.	CAUSES OF DEATHS.																	
						Cholera.	Smallpox.	Enteric Fever.	Fever, Intermittent.	Fever, Remittent and Continued.	Apoplexy.	Dysentery.	Diarrhea.	Hepatitis.	Spleen Disease.	Respiratory Diseases.	Heart Diseases.	Phthisis Pulmonalis.	Dropsy.	Scurvy.	Atrophy and Anæmia.	Wounds and Accidents.	All other Causes.
January	16,933	702	41.5	75	...	4	1	...	1	3	...	22	8	...	2	13	...	12	4	...	...	...	3
February	17,117	600	38.6	76	...	1	...	...	1	1	...	20	7	...	2	14	...	14	3	...	...	...	4
March	17,159	672	39.2	56	...	11	...	2	1	1	...	9	5	...	1	10	...	12	...	...	...	...	3
April	17,203	725	41.7	87	...	39	...	...	...	3	1	14	8	...	2	10	...	13	...	...	...	...	6
May	17,485	634	36.3	84	...	39	2	...	1	4	...	13	3	...	1	5	...	15	3	...	...	...	6
June	17,667	603	37.5	69	...	13	1	1	...	...	...	20	6	...	...	3	1	11	...	...	...	...	2
July	17,661	726	41.1	74	...	16	...	...	1	4	...	16	6	...	1	7	...	16	3	...	...	...	3
August	17,336	739	41.6	59	...	1	...	1	...	6	1	14	6	...	...	6	...	13	3	...	...	...	5
September	17,358	734	42.3	48	...	...	...	...	...	5	...	1	6	...	1	...	1	4	3	...	...	...	...
October	17,002	713	41.9	84	...	7	...	...	...	3	...	39	9	...	3	4	2	12	...	...	...	...	7
November	17,027	692	40.6	85	...	6	...	...	...	3	1	28	6	...	...	14	...	13	1	...	...	...	8
December	16,706	639	38.2	81	...	15	...	...	3	1	...	17	11	...	1	5	...	11	...	...	...	...	13
						137	4	4	8	34	3	224	81	4	13	86	4	138	23	...	45	10	60
Died per 1,000 of the Average Strength.																							
For the year	17,254	694	40.0	678	59.89	7.94	2.3	2.67	1.18	17.68	2.3	7.5	4.98	2.3	8.00	1.33	...	2.61	5.8	3.48			

CAUSES OF ADMISSIONS.	NUMBER OF ADMISSIONS INTO HOSPITAL IN EACH MONTH.												Total Admitted during the Year.	Admitted per 1,000 of Strength.	Died out of each hundred cases treated.
	Jan.	Feb.	March.	April.	May.	June.	July.	Aug.	Sept.	Oct.	Nov.	Dec.			
Cholera	8	...	45	79	52	24	24	6	1	12	17	30	298	17.3	45.97
Smallpox	...	...	...	6	15	1	...	1	...	...	...	...	23	1.3	17.39
Enteric Fever	...	2	1	...	...	1	1	2	...	1	...	...	8	...	50.00
Fever, Intermittent	574	403	479	556	510	651	827	761	859	857	819	618	8,004	463.9	10
Fever, Remittent and Continued	20	27	36	29	26	24	50	37	21	18	22	12	322	18.7	10.56
Apoplexy	...	...	...	1	...	...	...	1	...	1	1	...	4	...	75.00
Dysentery	226	163	174	308	219	238	348	335	327	283	281	268	3,170	183.7	4.96
Diarrhea	181	275	344	309	274	337	278	247	164	209	196	166	2,980	172.7	...
Hepatitis	5	4	...	...	...	3	...	1	5	1	3	3	25	1.4	16.00
Spleen Disease	27	22	19	34	33	21	39	28	28	10	11	21	293	17.0	4.44
Respiratory Diseases	104	79	77	61	58	53	73	45	49	70	76	66	802	46.5	10.72
Phthisis Pulmonalis	23	8	29	25	25	23	22	15	8	11	18	15	211	12.2	65.49
Dropsy	13	14	12	15	16	18	14	8	13	13	13	18	160	9.3	14.38
Atrophy and Anæmia	38	40	36	38	35	43	49	52	41	36	45	49	502	29.1	8.96
Scurvy	6	7	9	12	3	9	19	14	12	6	21	17	135	7.8	...
Rheumatism	34	20	50	38	46	59	41	23	32	41	45	37	470	27.2	...
Veneral Diseases	24	26	23	25	26	35	29	25	32	17	16	23	391	22.5	...
Eye Diseases	4	15	18	9	13	19	17	15	23	29	8	7	177	10.3	...
Abscess and Ulcer	123	160	119	124	137	154	151	118	145	134	80	111	1,500	86.9	1.38
Wounds and Accidents	45	69	76	80	80	71	68	72	69	44	48	48	770	44.6	...
All other Causes	209	268	329	172	168	149	158	149	161	129	137	158	2,168	125.7	...
	1,619	1,632	1,867	1,917	1,729	1,839	2,208	1,955	1,976	1,926	1,837	1,667	22,323		
Admitted per 1,000 of the Average Strength in each Month.															
	98.0	95.3	108.8	110.2	98.9	109.2	125.0	111.5	113.8	113.3	109.1	99.8	120.8		



# JAILS OF THE BENGAL PRESIDENCY, 1876.

## III.

TABLE showing the SICKNESS and MORTALITY among the JAIL POPULATION in CHOTA NAGPORE and in the DINAPORE, BENARES, OUDH, and CAWNPORE DISTRICTS during the Year 1876, and the prevalence of the principal Diseases in each Month of the Year.

MONTHS.	Average Strength.	Average Number Daily Sick.	Number Daily Sick per 1,000 of Strength.	Number of Deaths.	Died per 1,000 of Strength.	CAUSES OF DEATHS.																	
						Cholera.	Smallpox.	Enteric Fever.	Fever, Intermittent.	Fever, Remittent and Continued.	Apoplexy.	Dysentery.	Diarrhoea.	Hepatitis.	Spleen Disease.	Respiratory Diseases.	Heart Diseases.	Phthisis Pulmonalis.	Dropsy.	Scurvy.	Atrophy and Anæmia.	Wounds and Accidents.	All other Causes.
						137	...	1	5	18	24	208	103	1	3	73	5	40	17	...	44	6	61
Died per 1,000 of the Average Strength.																							
For the year	23,885	555	23.2	746	31.23	5.74	...	1.00	1.00	13.02	.94	.13	3.06	.21	1.68	.71	...	1.84	.25	2.55			

CAUSES OF ADMISSIONS.	NUMBER OF ADMISSIONS INTO HOSPITAL IN EACH MONTH.												Total Admitted during the Year.	Admitted per 1,000 of Strength.	Died out of each hundred cases treated.
	Jan.	Feb.	March.	April.	May.	June.	July.	Aug.	Sept.	Oct.	Nov.	Dec.			
Cholera	...	...	28	31	28	26	95	31	...	1	...	...	240	10.1	57.08
Smallpox	4	7	11	8	1	1	...	...	1	2	4	5	44	1.8	...
Enteric Fever	...	...	...	...	1	...	...	...	1	...	...	...	2	...	...
Fever, Intermittent and Remittent	258	236	278	473	273	279	469	465	523	695	462	270	4,621	193.5	11
" Continued	6	3	13	9	6	8	8	8	28	9	11	7	116	4.9	15.52
Apoplexy	...	...	1	...	3	45	6	...	...	...	2	1	58	2.4	41.38
Dysentery	93	58	82	86	104	129	191	299	228	197	135	109	1,711	71.6	...
Diarrhoea	92	78	162	191	142	154	242	215	188	129	94	65	1,761	73.7	8.06
Hepatitis	...	2	1	2	1	1	...	2	3	...	...	1	13	...	7.70
Spleen Disease	15	7	2	8	10	11	14	6	6	4	15	11	109	4.6	2.75
Respiratory Diseases	73	70	49	69	52	37	50	46	36	48	48	74	642	26.9	11.37
Phthisis Pulmonalis	2	3	8	5	6	5	8	4	3	5	7	2	58	2.4	68.98
Dropsy	4	2	3	4	4	5	3	1	4	8	3	1	42	1.7	49.48
Atrophy and Anæmia	35	23	14	25	27	51	34	32	22	27	24	29	343	14.4	12.83
Scurvy	...	3	1	4	...	...	2	2	16	33	3	...	64	2.7	...
Rheumatism	27	32	21	26	25	27	41	31	29	24	26	24	333	13.9	...
Veneral Diseases	20	17	18	23	26	23	13	19	21	21	11	21	233	9.8	...
Eye Diseases	16	8	29	32	39	36	32	28	27	17	22	14	291	12.2	...
Abscess and Ulcer	188	174	182	171	192	275	313	198	152	134	137	163	2,379	95.4	1.19
Wounds and Accidents	81	85	95	110	119	135	132	84	73	58	57	33	1,053	44.1	...
All other Causes	142	194	201	183	151	134	189	141	123	138	120	118	1,834	76.8	...
	1,666	1,602	1,190	1,460	1,201	1,389	1,782	1,632	1,484	1,541	1,181	948	15,847		
Admitted per 1,000 of the Average Strength in each Month.															
	44.1	42.5	51.0	61.4	50.4	57.4	73.4	67.3	61.2	64.0	49.5	49.2	663.5		



# JAILS OF THE BENGAL PRESIDENCY, 1876.

## IV.

TABLE showing the SICKNESS and MORTALITY among the JAIL POPULATION in the CENTRAL PROVINCES, excluding JUBBULPORE and SAUGOR, during the Year 1876, and the prevalence of the principal Diseases in each Month of the Year.

MONTHS.	Average Strength.	Average Number Daily Sick.	Number Daily Sick per 1,000 of Strength.	Number of Deaths.	Died per 1,000 of Strength.	CAUSES OF DEATHS.																		
						Cholera.	Smallpox.	Enteric Fever.	Fever, Intermittent.	Fever, Remittent and Continued.	Apoplexy.	Dysentery.	Diarrhoea.	Hepatitis.	Spleen Disease.	Respiratory Diseases.	Heart Diseases.	Phthisis Pulmonalis.	Dropsy.	Scurvy.	Atrophy and Anæmia.	Wounds and Accidents.	All other Causes.	
January	2,485	94	37.8	5	...	...	...	...	...	...	1	2	...	...	1	...	...	...	...	...	...	...	...	...
February	2,413	101	41.9	5	...	...	...	...	1	...	1	...	1	...	...	...	...	...	...	...	...	1	...	...
March	2,463	104	44.0	6	...	1	...	...	...	...	1	1	...	...	...	...	...	...	...	...	...	1	...	1
April	2,429	99	40.8	8	...	...	...	...	...	...	...	3	...	...	2	...	...	...	...	...	...	1	1	1
May	2,452	92	37.5	3	...	...	...	...	...	...	...	1	...	...	...	1	...	...	...	...	...	...	...	...
June	2,530	97	38.2	1	...	...	...	...	...	1	...	...	...	...	...	...	...	...	...	...	...	...	...	...
July	2,601	107	41.1	4	...	...	...	...	...	...	1	...	...	...	...	...	...	...	...	...	...	...	...	...
August	2,601	146	56.1	19	...	4	...	...	1	...	4	3	...	...	1	...	1	...	...	...	...	...	...	...
September	2,526	127	50.3	14	...	...	...	...	...	...	8	3	...	...	...	...	...	1	...	...	...	...	1	...
October	2,499	139	55.6	8	...	...	...	...	...	...	3	2	1	...	...	...	...	...	...	...	...	...	...	...
November	2,534	113	44.6	13	...	...	...	...	...	...	2	2	1	...	...	...	...	...	...	...	...	1	...	...
December	2,483	86	34.6	6	...	...	...	...	...	...	...	1	...	...	...	1	...	2	...	...	...	...	...	...
						5	...	...	2	1	21	18	2	1	11	1	6	...	1	7	3	13		
Died per 1,000 of the Average Strength.																								
For the year	2,494	109	43.7	92	36.89	2.01	...	...	...	...	15.61	...	...	...	...	...	...	...	...	...	...	...	...	...

CAUSES OF ADMISSIONS.	NUMBER OF ADMISSIONS INTO HOSPITAL IN EACH MONTH.												Total Admitted during the Year.	Admitted per 1,000 of Strength.	Died out of each hundred cases treated.
	Jan.	Feb.	March.	April.	May.	June.	July.	Aug.	Sept.	Oct.	Nov.	Dec.			
Cholera	...	...	2	...	...	...	...	7	...	...	...	...	9	3.6	55.06
Smallpox	...	...	...	...	...	...	...	...	...	...	...	...	...	...	...
Enteric Fever	...	...	...	...	...	...	...	...	...	...	...	...	...	...	...
Fever, Intermittent	47	29	51	69	61	51	92	88	110	107	81	72	838	34.0	...
" Remittent and Continued	5	2	...	...	1	...	...	1	...	6	1	...	16	6.4	12.50
Apoplexy	...	...	...	...	...	1	...	...	...	...	...	...	1	...	...
Dysentery	6	10	12	6	3	9	33	40	40	16	5	3	203	8.1	...
Diarrhoea	11	5	8	12	10	2	19	47	24	8	13	8	167	6.7	10.54
Hepatitis	...	...	...	...	...	...	...	...	1	1	1	...	3	1.2	...
Spleen Disease	...	...	...	...	1	2	1	3	...	1	1	...	9	3.6	11.11
Respiratory Diseases	11	2	10	10	10	4	4	12	3	11	11	8	96	3.8	11.46
Phthisis Pulmonalis	...	...	...	...	...	...	...	1	...	2	...	1	4	1.6	100.00
Dropsy	...	...	...	...	...	...	...	...	...	...	...	...	...	...	...
Atrophy and Anæmia	9	9	2	6	8	5	3	5	9	7	13	5	81	32.5	8.64
Scurvy	...	5	10	2	...	...	3	2	10	2	1	4	39	15.6	2.37
Rheumatism	4	2	3	2	6	6	4	3	7	8	3	2	57	22.9	...
Veneral Diseases	8	2	3	3	3	8	2	1	3	1	...	2	36	14.5	...
Eye Diseases	2	1	5	4	4	4	4	5	3	4	1	2	39	15.6	...
Abscess and Ulcer	17	43	70	44	54	79	73	64	41	60	39	28	631	261.0	...
Wounds and Accidents	6	11	7	8	8	9	9	6	6	10	5	7	92	36.9	...
All other Causes	18	17	18	16	20	13	26	29	25	17	24	18	241	96.6	...
	186	143	201	182	189	190	273	333	282	261	199	160	2,602		
Admitted per 1,000 of the Average Strength in each Month.															
	74.8	59.3	85.1	74.9	77.1	76.0	105.0	128.0	111.6	104.4	78.5	64.4	103.3		



# JAILS OF THE BENGAL PRESIDENCY, 1876.

## V.

TABLE showing the SICKNESS and MORTALITY among the JAIL POPULATION in the AGRA DISTRICT and in CENTRAL INDIA during the Year 1876, and the prevalence of the principal Diseases in each Month of the Year.

MONTHS.	Average Strength.	Average Number Daily Sick.	Number Daily Sick per 1,000 of Strength.	Number of Deaths.	Died per 1,000 of Strength.	CAUSES OF DEATHS.																
						Cholera.	Smallpox.	Enteric Fever.	Fever, Intermittent.	Fever, Remittent and Continued.	Apoplexy.	Dysentery.	Diarrhoea.	Hepatitis.	Spleen Disease.	Respiratory Diseases.	Heart Diseases.	Phthisis Pulmonalis.	Dropsy.	Scurvy.	Atrophy and Anæmia.	Wounds and Accidents.
January	5,118	157	30.7	28	...	...	...	...	1	...	10	...	...	...	7	...	1	...	5	...	3	
February	5,120	162	31.6	13	...	...	...	...	1	...	1	...	...	...	6	...	1	...	4	...	...	
March	5,029	136	27.0	7	...	...	...	...	...	...	...	...	...	...	4	...	1	...	1	...	1	
April	5,002	132	26.4	10	...	...	...	1	...	...	12	...	...	...	4	...	...	...	1	...	...	
May	4,940	133	26.9	7	...	1	...	...	1	...	...	...	...	...	1	...	...	...	...	...	...	
June	4,987	131	26.3	8	...	...	...	...	...	...	1	1	...	...	12	...	1	...	...	...	...	
July	4,965	112	22.6	7	...	...	...	...	...	...	1	...	...	...	3	...	...	...	...	...	...	
August	4,889	155	31.7	18	...	1	...	...	...	...	...	...	...	...	3	...	12	...	...	...	...	
September	4,892	185	37.8	16	...	1	...	...	...	...	5	1	...	...	12	...	4	1	...	1	...	
October	4,844	184	38.0	4	...	...	...	1	...	...	...	...	...	...	...	...	1	...	...	...	...	
November	4,845	173	35.7	9	...	...	...	...	1	...	5	1	...	...	1	...	...	...	...	...	...	
December	4,846	132	27.2	16	...	...	...	...	1	...	7	1	...	...	3	...	2	...	...	...	...	
						3	...	2	5	...	41	4	...	...	35	...	12	5	...	23	2	11
Died per 1,000 of the Average Strength.																						
For the year	4,956	149	30.1	143	28.85	61	...	141	...	...	908	...	...	...	706	...	242	101	...	464	40	222

CAUSES OF ADMISSIONS.	NUMBER OF ADMISSIONS INTO HOSPITAL IN EACH MONTH.												Total Admitted during the Year.	Admitted per 1,000 of Strength.	Died out of each hundred cases treated.
	Jan.	Feb.	March.	April.	May.	June.	July.	Aug.	Sept.	Oct.	Nov.	Dec.			
Cholera	...	...	...	...	1	...	...	2	1	...	...	...	4	...	75.00
Smallpox	...	...	...	2	...	...	...	...	...	...	1	...	3	...	...
Enteric Fever	...	...	...	...	...	...	...	...	...	...	...	...	...	...	...
Fever, Intermittent	44	62	43	64	70	52	59	108	170	203	128	68	1,071	216.1	19
"    Remittent and Continued	1	...	1	...	...	1	...	...	...	...	2	1	6	1.2	83.33
Apoplexy	...	...	...	...	...	...	...	...	...	...	...	...	...	...	...
Dysentery	34	23	11	10	20	13	27	109	65	33	30	33	408	82.3	1
Diarrhoea	4	5	4	13	6	12	9	45	26	19	19	8	170	34.3	7.79
Hepatitis	...	...	...	1	...	...	...	...	...	...	1	...	2	...	...
Spleen Disease	...	...	1	...	2	...	...	1	...	6	...	...	11	2.2	...
Respiratory Diseases	39	46	23	38	31	23	19	23	28	21	17	17	325	65.6	10.77
Phthisis Pulmonalis	2	1	1	1	1	1	3	...	2	1	...	...	13	2.6	92.30
Dropsy	...	...	...	1	...	...	...	1	1	...	...	1	4	...	160.00
Atrophy and Anæmia	7	6	6	12	22	13	6	4	13	8	5	2	104	21.0	22.12
Scurvy	...	...	...	...	...	...	...	4	6	2	...	...	14	2.8	...
Rheumatism	6	1	6	1	2	...	8	1	5	10	5	9	62	12.5	...
Veneral Diseases	2	3	1	8	1	4	5	4	4	2	1	3	38	7.7	...
Eye Diseases	1	3	4	7	4	2	8	7	3	6	4	5	54	10.9	...
Abscess and Ulcer	65	61	44	41	48	75	53	59	41	28	26	25	566	114.2	1.07
Wounds and Accidents	8	12	12	13	7	12	11	22	8	6	13	4	128	25.8	...
All other Causes	20	26	39	26	33	42	25	34	43	51	19	14	372	75.1	...
	233	249	198	236	248	258	227	428	421	391	277	189	3,355		
Admitted per 1,000 of the Average Strength in each Month.															
	45.5	48.6	39.4	47.2	50.2	51.8	45.7	87.5	86.1	80.7	57.2	39.0	676.9		



# JAILS OF THE BENGAL PRESIDENCY, 1876.

## VI.

TABLE showing the SICKNESS and MORTALITY among the JAIL POPULATION in the ROHILCUND and MEERUT DISTRICTS during the Year 1876, and the prevalence of the principal Diseases in each Month of the Year.

MONTHS.	Average Strength.	Average Number Daily Sick.	Number Daily Sick per 1,000 of Strength.	Number of Deaths.	Died per 1,000 of Strength.	CAUSES OF DEATHS.																					
						Cholera.	Smallpox.	Enteric Fever.	Fever, Intermittent.	Fever, Remittent and Continued.	Apoplexy.	Dysentery.	Diarrhoea.	Hepatitis.	Spleen Disease.	Respiratory Diseases.	Heart Disease.	Phthisis Pulmonalis.	Dropsy.	Scurvy.	Atrophy and Anæmia.	Wounds and Accidents.	All other Causes.				
January	7,396	131	17.9	20	...	...	...	...	...	1	...	6	2	...	...	8	...	2	...	...	...	...	...	...	...	...	...
February	7,223	131	18.1	22	...	...	...	...	...	...	...	7	1	...	...	15	...	1	...	...	...	...	...	...	...	...	...
March	7,273	140	19.2	5	...	...	...	...	...	...	...	1	1	...	...	...	...	...	...	...	...	...	...	...	...	...	...
April	7,403	168	22.7	7	...	...	...	...	...	1	...	3	...	...	...	1	...	1	...	...	...	...	...	...	...	...	...
May	7,481	139	18.6	13	...	...	...	...	...	2	...	2	...	...	...	...	...	...	...	...	...	...	...	...	...	...	...
June	7,003	124	15.7	12	...	...	...	...	...	1	...	2	...	...	...	...	...	1	...	...	...	...	...	...	...	...	...
July	8,016	127	15.8	6	...	...	...	...	...	1	...	...	...	...	...	...	...	...	...	...	...	...	...	...	...	...	...
August	8,108	193	23.8	19	...	...	...	...	...	2	...	5	2	...	1	...	...	2	...	...	...	...	...	...	...	...	...
September	8,204	220	26.8	27	...	...	...	...	...	1	...	11	4	...	...	5	...	1	...	...	...	...	...	...	...	...	...
October	8,090	277	34.5	64	...	...	...	...	...	3	...	45	5	...	1	...	...	...	1	...	...	...	...	...	...	...	...
November	7,805	208	26.6	35	...	...	...	...	...	1	...	29	...	...	...	6	...	3	...	...	...	...	...	...	...	...	...
December	7,648	167	21.8	34	...	...	...	...	...	...	...	16	1	...	...	16	...	...	...	...	...	...	...	...	...	...	...
						...	...	...	...	13	2	118	17	...	2	62	...	13	1	...	17	3	16				
Died per 1,000 of the Average Strength.																											
For the year	7,704	169	21.9	264	34.27	...	...	1.69	...	...	...	17.52	...	...	...	8.05	...	1.69	...	...	...	2.20	...	...	2.08		

CAUSES OF ADMISSIONS.	NUMBER OF ADMISSIONS INTO HOSPITAL IN EACH MONTH.												Total Admitted during the Year.	Admitted per 1,000 of Strength.	Died out of each hundred cases treated.
	Jan.	Feb.	March.	April.	May.	June.	July.	Aug.	Sept.	Oct.	Nov.	Dec.			
Cholera	...	...	...	...	...	...	...	...	...	...	...	...	...	...	...
Smallpox	...	...	...	...	...	...	...	...	...	...	...	...	...	...	...
Enteric Fever	...	...	...	...	...	...	...	...	...	...	...	...	...	...	...
Fever, Intermittent	71	54	94	115	173	114	71	343	350	267	167	93	1,912	248.2	...
" Remittent and Continued	1	...	4	5	8	2	3	10	9	7	4	...	53	6.9	24.53
Apoplexy	...	...	...	...	...	...	...	...	...	...	...	...	8	1.0	25.00
Dysentery	16	11	24	27	17	23	24	33	57	154	73	49	508	65.9	19.23
Diarrhoea	13	11	10	20	12	11	13	36	22	14	15	17	194	25.2	...
Hepatitis	1	...	1	...	...	...	...	...	...	...	1	...	3	...	...
Spleen Disease	2	1	...	2	...	1	4	1	...	5	1	1	18	2.3	11.11
Respiratory Diseases	31	26	25	13	13	7	14	13	15	15	18	30	220	28.6	28.18
Phthisis Pulmonalis	2	2	1	1	1	1	3	2	2	1	1	...	17	2.2	76.47
Dropsy	...	...	...	...	...	...	...	...	1	...	1	...	2	...	...
Atrophy and Anæmia	5	9	5	11	3	11	9	9	31	21	17	13	144	18.7	11.80
Scurvy	...	...	...	...	...	...	...	...	...	...	...	...	...	...	...
Rheumatism	11	6	9	12	4	12	7	1	5	3	7	7	84	10.9	...
Veneral Diseases	12	7	7	7	6	2	12	3	4	4	10	4	78	10.1	...
Eye Diseases	2	4	11	6	5	9	7	3	11	7	3	5	73	9.5	1.63
Abscess and Ulcer	26	48	43	48	32	38	50	32	26	32	20	18	433	56.2	...
Wounds and Accidents	17	16	27	45	36	32	27	11	20	25	11	15	282	36.6	...
All other Causes	12	23	29	26	18	19	22	17	18	12	14	10	214	27.8	...
	222	218	284	338	325	288	288	514	571	507	363	262	4,263		
Admitted per 1,000 of the Average Strength in each Month.															
	30.3	30.2	39.0	45.7	43.9	36.4	35.9	63.4	69.6	70.5	46.5	34.3	55.8		



# JAILS OF THE BENGAL PRESIDENCY, 1876.

## VII.

TABLE showing the SICKNESS and MORTALITY among the JAIL POPULATION in the PUNJAB during the Year 1876, and the prevalence of the principal Diseases in each Month of the Year.

MONTHS.	Average Strength.	Average Number Daily Sick.	Number Daily Sick per 1,000 of Strength.	Number of Deaths.	Died per 1,000 of Strength.	CAUSES OF DEATHS.																	
						Cholera.	Smallpox.	Enteric Fever.	Fever, Intermittent.	Fever, Remittent and Continued.	Apoplexy.	Dysentery.	Diarrhoea.	Hepatitis.	Spleen Disease.	Respiratory Diseases.	Heart Diseases.	Phthisis Pulmonalis.	Dropsy.	Scurvy.	Atrophy and Anæmia.	Wounds and Accidents.	All other Causes.
January	13,859	464	33.5	42	...	...	...	1	1	1	15	3	...	...	...	11	...	...	2	...	...	4	
February	13,465	375	27.8	23	...	...	1	1	...	...	9	1	...	...	...	9	...	...	...	...	...	...	
March	13,408	352	26.3	16	...	...	...	1	...	...	...	...	...	...	...	8	...	...	1	...	...	...	
April	13,303	518	38.8	21	...	...	...	...	1	...	6	3	...	...	...	8	...	...	...	...	...	...	
May	13,518	577	42.7	19	...	...	...	1	2	...	3	3	...	1	...	6	...	1	1	...	...	...	
June	13,597	631	46.4	29	...	...	...	...	1	3	1	2	...	...	...	10	...	2	...	...	...	...	
July	13,766	524	38.1	24	...	2	...	1	4	5	3	...	...	...	...	...	1	...	...	...	...	...	
August	13,743	803	58.6	27	...	4	...	1	4	...	...	5	...	...	...	4	1	...	...	...	1	3	
September	13,769	908	65.9	63	...	4	...	3	14	...	17	10	...	...	...	5	...	4	1	...	1	...	
October	13,350	929	69.6	64	...	4	...	7	6	1	17	10	...	...	...	8	...	...	...	...	3	1	
November	13,691	741	54.0	88	...	...	...	7	8	...	31	15	...	...	...	14	...	...	...	...	4	...	
December	12,830	585	45.6	78	...	...	...	4	3	1	22	14	...	...	...	23	...	...	1	...	5	...	
						14	1	1	30	42	11	128	66	...	1	113	1	17	5	...	17	12	
																						35	
						Died per 1,000 of the Average Strength.																	
For the year	13,479	627	46.5	494	36.65	1.04	.08	...	5.41	...	.81	14.39	...	.08	8.38	.08	1.26	.37	...	1.26	.89	2.60	

CAUSES OF ADMISSIONS.	NUMBER OF ADMISSIONS INTO HOSPITAL IN EACH MONTH.												Total Admitted during the Year.	Admitted per 1,000 of Strength.	Died out of each hundred cases treated.
	Jan.	Feb.	March.	April.	May.	June.	July.	Aug.	Sept.	Oct.	Nov.	Dec.			
Cholera	...	...	...	...	...	1	11	6	6	6	...	...	30	2.2	46.67
Smallpox	...	1	...	...	...	...	...	1	...	...	...	1	3	.2	33.33
Enteric Fever	1	...	...	...	...	1	...	...	...	1	...	...	3	.2	...
Fever, Intermittent and Continued	541	313	469	766	949	898	747	2,241	3,973	2,400	1,452	854	14,603	1069.1	29
Apoplexy	19	1	2	4	6	2	4	31	70	65	23	8	235	17.4	17.87
Dysentery	120	56	71	110	92	56	52	115	151	171	163	109	1,266	93.9	33.33
Diarrhoea	32	45	48	63	49	49	79	100	81	73	82	68	759	56.3	9.53
Hepatitis	...	...	...	...	...	1	...	...	...	...	1	...	2	.2	...
Spleen Disease	12	9	12	7	6	5	4	6	8	17	11	16	113	8.4	...
Respiratory Diseases	128	88	58	49	58	37	50	40	25	44	79	147	803	59.6	14.07
Phthisis Pulmonalis	2	3	1	5	5	2	2	1	4	4	5	1	35	2.6	48.57
Dropsy	3	2	...	...	1	...	1	1	...	1	4	4	17	1.3	29.41
Atrophy and Anæmia	11	6	2	13	11	15	16	11	7	19	29	32	172	12.8	9.88
Scurvy	1	1	1	...	2	...	1	...	...	...	...	1	7	.5	...
Rheumatism	22	16	18	21	22	17	20	13	14	18	17	18	216	16.0	...
Veneral Diseases	22	16	14	12	15	14	11	8	5	9	9	11	146	10.8	...
Eye Diseases	14	8	17	16	26	15	11	19	12	13	4	8	161	12.1	...
Abscess and Ulcer	142	154	181	315	387	312	283	196	178	172	137	140	2,592	192.3	1.08
Wounds and Accidents	24	25	42	45	38	40	38	40	22	27	20	22	381	28.3	...
All other Causes	61	61	80	82	83	88	100	116	66	72	62	55	935	69.4	...
	1,156	803	1,025	1,509	1,753	1,561	1,447	2,035	3,717	3,113	2,098	1,496	22,604	...	...
	Admitted per 1,000 of the Average Strength in each Month.														
	83.4	59.6	76.4	112.3	129.7	114.8	105.2	218.6	270.0	233.2	160.3	116.6	167.0	...	...



# JAILS OF THE BENGAL PRESIDENCY, 1876.

## VIII.

COMPARATIVE STATEMENT of the RATIOS of SICKNESS and MORTALITY among the JAIL POPULATION of the various PROVINCES of the BENGAL PRESIDENCY.

	RATIO PER 1,000 OF THE AVERAGE STRENGTH.						
	Bengal Proper and Assam.	Gaugetic Provinces and Oudh.	Central Provinces (excluding Saugor and Jubbulpore).	Agra and Central India.	Rohilkhand and Meerut.	Punjab.	BENGAL PRESIDENCY.
I.—AVERAGE DAILY SICK-RATE OF EACH MONTH.							
January	415	206	378	507	179	335	293
February	386	212	419	316	181	278	280
March	392	223	440	270	192	263	281
April	417	226	498	264	227	388	314
May	363	209	375	269	186	417	298
June	375	221	382	263	157	464	308
July	411	259	411	226	158	381	312
August	416	277	561	317	238	606	384
September	423	263	503	378	268	725	409
October	419	254	556	380	315	606	409
November	406	242	446	357	266	566	362
December	382	196	346	272	218	456	304
AVERAGE OF THE YEAR	400	232	437	301	219	465	330
II.—COMPOSITION OF THE ADMISSION-RATE OF THE YEAR.							
Cholera	173	101	36	8	...	22	83
Smallpox	13	18	...	6	...	2	11
Fever	4831	1985	3504	2173	2551	11077	4675
Apoplexy	2	24	4	10	10	24	15
Dysentery and Diarrhoea	5564	1453	1484	1166	911	1502	1906
Hepatitis	14	5	12	4	4	2	7
Spleen Disease	170	46	36	22	23	84	79
Respiratory Diseases	465	269	385	656	286	506	414
Phthisis Pulmonalis	122	24	16	26	22	26	48
Dropsy	93	17	...	3	3	13	32
Atrophy and Anæmia	291	144	375	210	187	128	193
Scurvy	78	27	156	28	...	5	37
Rheumatism	272	139	229	125	169	160	175
Veneral Diseases	175	98	105	77	101	198	119
Eye Diseases	103	122	156	169	95	121	114
Abscess and Ulcer	869	954	2610	1142	562	1921	1150
Injuries	446	441	369	258	366	283	388
All other Causes	1257	708	966	561	278	694	826
ADMISSION-RATE OF THE YEAR	12938	6635	10433	6769	5508	16770	10172
III.—COMPOSITION OF THE DEATH-RATE OF THE YEAR.							
Cholera	794	574	201	61	...	104	424
Smallpox	23	...	...	...	...	...	...
Fever	267	100	80	141	169	541	236
Apoplexy	18	100	40	...	26	81	59
Dysentery and Diarrhoea	1768	1302	1564	908	1752	1439	1475
Hepatitis	23	14	80	...	...	10	...
Spleen Disease	75	13	49	...	26	...	29
Respiratory Diseases	488	306	441	706	805	838	545
Heart Diseases	23	21	40	...	...	...	16
Phthisis Pulmonalis	800	168	241	242	169	126	324
Dropsy	133	71	...	101	13	37	73
Atrophy and Anæmia	261	184	281	461	220	126	219
All other Causes	406	289	681	262	247	349	334
DEATH-RATE OF THE YEAR	5089	3123	3689	2885	3127	3665	3751
DIED OUT OF EACH HUNDRED CASES TREATED.							
IV.—MORTALITY RELATIVE TO THE NUMBER TREATED.							
Cholera	4597	5708	3556	7500	...	4607	5095
Smallpox	1739	...	...	...	...	3333	685
Intermittent Fever	10	11	...	19	...	20	14
Remittent and Continued Fever	1056	1532	1250	8333	2453	1787	1524
Apoplexy	7500	4138	...	...	2500	3333	3942
Dysentery and Diarrhoea	496	896	1644	779	1923	958	774
Hepatitis	1600	770	...	...	...	...	1438
Spleen Disease	444	275	1111	...	3111	89	362
Respiratory Diseases	1072	1137	1146	1677	2818	1407	1316
Phthisis Pulmonalis	6549	6896	10000	3030	7947	4857	5688
Dropsy	1438	4048	...	10000	...	2041	2267
Atrophy and Anæmia	896	1283	864	2212	1180	988	1137



# JAILS OF THE BENGAL PRESIDENCY, 1876.

## IX.

TABLE showing the GENERAL STATISTICS of SICKNESS and MORTALITY in the JAILS of the BENGAL PRESIDENCY and the AVERAGE NUMBER DAILY SICK in each MONTH.

STATIONS.	Average Strength for the Year.	DAILY SICK PER 1,000 OF AVERAGE STRENGTH IN EACH MONTH.												Daily Sick per 1,000 of Average Strength for the Year.	Admitted into Hospital per 1,000 of Average Strength.	DIED PER 1,000 OF AVERAGE STRENGTH.		
																A.	B.	C.
		Jan.	Feb.	Mar.	Apr.	May.	June.	July.	Aug.	Sept.	Oct.	Nov.	Dec.			Cholera.	All other Causes.	All Causes.
Presidency (Natives) ...	975	23.5	21.5	30.8	38.7	37.8	35.7	59.4	50.0	48.0	42.1	49.9	28.7	39.0	1967.2	...	26.67	26.67
Alipore with Russa ...	2,332	76.8	67.4	66.9	68.5	66.0	60.3	71.7	64.7	63.9	65.3	64.2	63.0	65.6	2266.7	...	36.45	36.45
Barnett ...	229	68.7	82.7	99.2	94.7	97.5	83.7	89.7	74.2	100.9	150.2	105.5	117.1	96.1	1564.6	...	82.97	82.97
Jessore ...	540	31.7	24.0	15.9	17.1	5.7	5.1	9.8	10.5	14.0	24.2	15.2	12.1	14.8	503.7	5.56	20.37	25.93
Kishnaghar ...	361	38.5	32.9	32.9	32.0	35.7	34.3	38.5	51.8	40.7	43.9	38.8	28.2	30.0	1066.5	2.77	16.62	19.29
Moorsheadabad ...	506	29.2	13.6	26.5	29.0	33.8	27.6	18.3	34.6	27.5	21.0	23.1	28.2	25.7	630.8	15.81	21.74	37.55
Hoozly ...	599	42.0	42.0	57.7	61.2	57.9	55.4	44.9	50.5	74.9	62.0	45.4	34.4	53.4	1809.7	18.36	35.06	53.42
Bardwan ...	392	26.1	33.4	23.4	19.6	29.3	19.5	21.4	31.8	34.2	40.2	35.6	39.1	28.1	1244.9	28.06	35.71	63.77
Bankura ...	360	8.0	8.3	14.2	18.1	12.9	19.7	14.3	23.2	23.9	33.1	19.7	7.2	16.7	466.6	10.00	20.00	20.00
Purulia ...	256	7.1	6.9	6.8	7.1	7.3	7.4	32.1	34.2	34.4	27.1	20.3	21.8	15.6	707.0	31.25	39.06	70.31
Soory ...	253	32.6	29.2	42.3	71.8	48.1	29.4	46.7	75.7	47.1	34.0	38.7	61.4	47.2	1480.7	4.29	8.59	12.88
Nya Doonka ...	162	...	10.3	10.0	10.6	18.7	38.5	38.8	19.8	8.3	...	9.3	...	9.8	539.2	...	19.61	19.61
Maldah ...	88	25.3	13.0	12.0	...	9.2	...	38.5	...	51.9	46.5	44.4	...	22.7	511.4	...	34.09	34.09
Dinapore ...	608	18.2	17.3	16.5	24.7	26.7	30.7	14.5	22.3	22.9	21.9	19.1	15.9	20.4	880.1	3.13	39.19	42.32
Rajshahai ...	961	18.4	18.0	24.9	30.3	14.0	27.5	23.4	25.2	22.8	23.5	20.2	21.2	22.9	507.8	18.73	34.34	53.07
Rangpore ...	437	33.9	50.6	50.5	72.3	73.7	73.6	76.5	70.5	62.0	57.7	44.4	27.3	59.6	1973.9	...	175.05	175.05
Bogra ...	187	42.4	29.0	31.9	35.0	15.2	26.3	30.2	26.7	29.8	21.9	31.4	30.3	26.7	1433.1	...	64.17	64.17
Nymensingh ...	491	36.3	34.3	26.5	31.2	29.3	33.3	24.2	28.2	21.7	24.4	25.7	20.6	28.5	1028.5	6.11	40.73	46.84
Pubnah ...	150	71.4	42.3	54.8	61.4	51.5	63.4	28.2	38.9	30.1	58.8	42.9	42.2	46.7	1656.6	60.00	80.00	140.00
Farradpore ...	334	19.1	16.3	20.7	34.8	29.2	32.6	37.0	34.2	32.3	44.8	48.9	53.3	32.9	1544.9	2.09	20.06	23.95
Backergunge ...	453	68.7	61.1	70.1	67.0	61.4	53.2	45.7	32.8	48.8	51.2	48.0	65.9	55.2	931.5	33.11	108.17	141.28
Noakhali ...	211	18.6	...	24.2	39.6	40.0	45.0	37.7	22.9	34.2	21.5	16.9	19.8	28.4	744.1	14.22	14.22	28.44
Chittagong ...	237	31.4	15.7	19.8	42.6	44.5	24.1	26.1	27.2	21.5	27.2	12.3	17.0	27.2	1239.6	10.56	38.92	54.48
Tipperah ...	291	15.7	17.8	24.6	30.8	25.9	18.2	31.1	22.2	20.9	36.9	43.0	30.4	27.4	1137.4	...	41.24	41.24
Dacca ...	495	22.1	28.9	20.9	29.6	21.6	19.1	25.7	16.6	20.2	19.2	21.1	26.5	23.0	551.1	5.75	37.42	43.17
Sylhet ...	547	22.3	19.2	19.4	20.6	28.2	32.1	44.0	33.9	51.9	25.5	31.4	26.9	29.3	1131.6	...	34.73	34.73
Shillong ...	36	51.3	54.1	58.8	60.6	71.4	...	29.4	28.6	52.6	23.3	23.3	23.8	27.8	305.6	...	27.78	27.78
Cachar ...	144	41.1	68.0	76.9	108.5	73.8	54.7	61.1	57.5	68.0	79.7	83.3	51.6	69.4	1812.5	...	62.50	62.50
Goalpara ...	97	55.0	72.1	41.3	64.0	27.8	43.5	69.6	60.0	51.3	27.0	50.0	18.2	51.5	1463.9	...	164.95	164.95
Gauhati ...	158	32.5	24.8	23.7	24.4	31.6	33.1	34.5	26.8	30.7	38.2	28.4	41.7	31.6	905.1	...	75.95	75.95
Sibsagar ...	101	38.6	47.2	45.5	51.7	32.3	45.0	62.5	40.8	48.8	47.1	43.5	35.3	49.5	1277.2	...	49.50	49.50
Nowgong ...	84	15.9	...	14.5	25.0	13.3	30.1	21.5	28.8	29.4	31.6	21.5	32.3	23.8	738.1	...	11.90	11.90
Tezpur ...	161	42.7	55.9	47.1	39.4	65.9	114.3	115.1	124.1	115.6	120.7	125.0	140.8	87.0	4285.7	...	93.16	93.16
Dibrugarh ...	64	82.0	70.2	63.5	78.4	64.5	112.9	87.2	60.6	75.8	78.1	56.3	55.6	78.1	4218.7	15.62	46.88	62.50
Midnapore, Central District ...	1,002	48.9	57.0	62.7	42.6	32.3	38.9	44.7	45.2	38.2	40.5	50.7	47.1	45.9	1243.5	...	31.94	31.94
Balasore ...	205	55.3	114.6	71.4	51.5	46.7	56.4	85.9	97.9	103.2	74.1	87.5	122.7	78.0	1868.3	...	87.80	87.80
Cuttack ...	168	19.9	20.2	20.6	27.6	22.1	27.6	29.1	30.1	18.3	15.5	22.7	16.0	23.8	791.7	23.81	17.86	41.67
Pooree ...	286	20.7	13.6	21.0	19.5	12.9	10.2	28.0	37.0	11.0	7.4	14.5	10.9	17.6	643.4	29.98	24.47	45.45
...	87	8.2	17.5	10.2	33.0	21.3	13.3	44.8	44.8	37.5	27.4	11.8	74.1	23.0	1034.5	11.49	89.46	91.85
Monghyr ...	383	26.9	17.8	18.5	21.6	19.5	18.9	21.0	25.2	21.7	25.6	24.0	16.6	20.9	710.2	...	15.67	15.67
Bhagalpur, Central District ...	768	96.2	74.2	41.1	34.7	27.1	30.9	25.0	52.2	60.2	50.8	60.6	48.8	50.8	1049.5	10.42	28.64	39.06
Purneah ...	285	50.0	30.5	33.5	30.5	18.2	6.6	14.1	27.2	36.3	47.9	47.6	24.7	3.6	645.6	3.51	31.58	35.09
Jalpaiguri ...	325	31.7	37.7	31.2	34.3	35.8	31.8	36.2	32.9	34.4	19.4	29.6	31.5	30.8	833.8	...	52.31	52.31
Darjeeling ...	145	94.6	87.3	66.2	64.9	57.8	43.5	55.9	40.9	51.5	45.1	55.9	36.6	55.2	1551.7	89.66	117.24	206.90
...	57	...	16.7	55.6	17.2	35.7	70.2	49.2	37.7	18.9	17.9	69.8	19.6	35.1	947.4	...	17.54	17.54
...	17,254	41.5	38.6	39.2	41.7	36.3	37.5	41.1	41.6	42.3	41.9	40.6	38.2	40.0	1293.8	7.94	42.95	50.89
Chybaess ...	100	79.5	70.0	129.6	133.9	59.4	76.9	111.1	126.3	142.9	163.8	159.0	95.2	100.0	2490.0	...	100.00	100.00
Ranchee ...	249	7.9	17.0	25.3	28.5	21.1	22.8	54.9	54.7	22.7	19.2	15.9	13.3	24.1	835.3	76.31	32.12	108.43
Hazaribagh ...	1,044	33.2	32.9	40.7	33.8	22.6	33.6	66.0	91.6	100.7	56.7	50.1	41.4	50.8	12.95	36.40	80.96	118.86
Gya ...	427	36.8	47.3	41.1	49.0	59.8	64.8	47.6	59.3	70.7	58.3	47.6	39.1	51.5	2227.1	7.03	42.15	49.18
Patna ...	439	17.1	17.6	29.1	25.0	22.6	16.4	24.4	31.1	39.1	28.0	21.9	12.8	22.8	633.2	27.33	62.79	97.12
Arrah ...	432	27.2	38.5	38.4	28.2	22.0	28.8	32.6	32.9	28.2	27.2	17.8	8.3	27.8	696.6	13.89	52.24	67.13
Buxar ...	653	23.8	38.4	39.2	37.6	26.0	27.3	25.6	22.2	22.9	20.4	14.3	12.9	2.45	886.7	3.06	30.63	32.69
Champaran ...	246	34.0	38.4	22.2	31.2	25.4	28.9	29.4	39.6	19.6	27.3	29.5	21.7	28.5	1284.6	48.78	109.76	138.54
Morena ...	590	17.7	21.3	31.3	18.6	20.1	23.2	12.4	14.9	19.5	19.1	17.2	21.3	20.3	325.4	31.20	52.55	84.75
Durbhuanga ...	296	17.3	13.0	4.8	7.8	3.5	11.6	13.4	20.5	44.8	40.2	23.7	12.4	20.3	1006.1	16.89	67.57	81.46
Chupra ...	328	19.1	25.1	30.2	36.1	41.4	45.8	69.0	92.2	49.3	33.7	28.6	19.0	39.6	826.2	64.02	45.74	109.76
Ghazipur ...	642	1.3	2.7	5.5	4.4	4.6	1.5	6.5	5.0	7.2</								



STATIONS.	Average Strength for the Year.	DAILY SICK PER 1,000 OF AVERAGE STRENGTH IN EACH MONTH.												Daily Sick per 1,000 of Average Strength for the Year.	Admitted into Hospital per 1,000 of Average Strength.	DIED PER 1,000 OF AVERAGE STRENGTH.		
		Jan.	Feb.	Mar.	Apr.	May.	June.	July.	Aug.	Sept.	Oct.	Nov.	Dec.			A. Cholera.	B. All other Causes.	C. All Causes.
Sambalpur	100	263	251	380	129	128	319	108	93	81	74	156	...	209	4700	...	2000	2000
Raipur	567	378	559	462	355	448	389	378	594	546	893	793	684	529	11217	...	6173	6173
Bilaspur	89	123	412	123	...	...	112	104	294	98	...	118	...	112	2072	...	5618	5618
Mandla	60	...	...	...	...	...	...	...	435	678	364	227	217	167	3000	...	3333	3333
Seoni	126	298	296	409	284	256	450	550	377	463	345	541	571	397	11111	...	2381	2381
Chhindwara	77	...	110	130	119	...	270	141	286	135	154	147	...	130	3996	...	1300	1300
Betul	81	532	106	110	109	...	108	253	253	253	256	282	159	238	7500	1199	1199	2380
Narsinghpur	125	435	500	381	476	351	87	150	155	250	246	291	291	240	8720	...	2400	2400
Hoshangabad	155	1149	1064	1206	1097	867	471	797	989	890	1000	685	456	887	16218	...	2564	2564
Nimar	61	341	260	299	339	323	357	299	294	182	449	290	498	323	6774	...	3226	3226
Bhandara	68	154	323	441	1026	370	238	526	735	937	1118	792	357	588	14265	...	1471	1471
Wardha	65	161	164	290	278	143	145	169	820	536	492	462	207	398	18154	1538	1538	3976
Chanda	98	449	292	120	133	172	192	526	526	...	294	147	182	294	8382	1471	1471	2942
Sironcha	30	...	...	...	...	...	...	...	...	...	...	...	...	...	...	10000	...	10000
Nagpur	802	332	365	446	427	428	491	519	630	586	620	397	276	449	11060	...	3242	3242
Balaghat (7 months)	44	...	...	...	...	...	741	577	638	236	...	...	...	455	9091	...	...	...
	2,494	378	419	440	408	375	382	411	561	593	556	446	546	437	10433	201	3488	3689
Jubbulpore	1,001	434	364	270	233	326	251	269	313	356	305	316	318	310	6004	...	4895	4895
Damoh	60	...	...	...	...	...	...	...	...	...	...	...	...	...	...	...	5000	5000
Saugor	205	288	179	196	279	370	415	244	437	547	563	609	476	390	15415	488	2927	3413
Sehor	61	385	333	303	411	435	462	417	811	968	933	682	...	492	26558	1639	4918	6557
Lalitpur	160	437	447	366	576	309	402	327	500	682	584	441	284	437	12875	...	2500	2500
Jhansi	206	193	176	170	120	89	258	267	222	203	226	219	111	194	5000	...	3398	3398
Ajmere	374	333	519	522	556	499	490	341	341	133	254	375	309	374	12513	...	2139	2139
Muttra	166	175	175	235	245	169	182	108	165	162	123	141	142	181	4036	...	1807	1807
Agra, Central	2,226	296	332	293	250	254	239	201	341	440	477	493	287	314	5251	45	2156	2201
" District	495	196	183	89	86	104	103	141	247	288	166	118	162	162	5050	...	1818	1818
	4,956	307	316	270	264	269	263	226	317	378	380	357	272	301	6769	61	2824	2885
Etah	256	364	228	144	292	242	111	173	230	112	227	236	214	234	6916	...	391	391
Etawah	289	153	74	71	108	58	67	93	102	102	138	112	81	107	5893	...	2143	2143
Mainpuri	419	71	123	183	262	224	288	236	208	206	158	146	122	191	4558	...	1432	1432
Aligarh	542	347	370	373	345	296	216	240	284	324	336	286	171	295	6089	...	2398	2398
Bulandshahr	192	148	294	153	155	273	253	251	108	339	361	250	99	208	6994	...	2983	2983
Shahjahanpur	334	199	298	218	217	354	266	346	389	471	583	631	565	359	4071	...	5999	5999
Barilly, Central District	1,427	171	175	191	186	120	116	87	47	48	48	49	73	111	2903	...	2030	2030
Budhan	739	291	292	173	341	262	165	173	167	168	138	144	192	5260	...	1233	1233	
Saharanpur	403	135	112	138	141	127	167	161	141	133	173	175	128	149	4814	...	496	496
Bijnor	392	328	241	418	404	313	403	345	145	119	176	264	370	298	6225	...	3642	3642
Dehra Dun	184	53	52	57	57	138	123	56	94	147	91	107	57	109	4130	...	543	543
Almorah	87	133	116	105	106	309	291	...	105	200	667	303	179	230	6552	...	2300	2300
Muzaffarnagar	171	268	411	321	259	289	233	296	342	291	194	162	185	234	7953	...	2924	2924
Moradabad	162	57	65	59	162	179	142	144	260	359	491	353	383	247	6173	...	617	617
Meerut, Central District	470	155	196	145	137	71	63	148	155	108	181	121	145	128	2638	...	1064	1064
	1,228	130	136	176	259	141	82	76	499	570	942	378	342	6311	...	10016	10016	
	416	214	224	219	201	151	99	145	529	719	628	549	426	361	16058	...	6490	6490
	7,704	179	181	192	227	186	157	158	238	268	345	266	218	219	5598	...	3427	3427
Delhi	346	121	150	210	122	61	90	30	91	619	215	215	123	173	7081	...	1734	1734
Gurgaon	141	268	299	214	403	248	598	382	391	265	455	253	125	284	15461	...	...	...
Rohat	229	163	288	261	220	169	216	164	294	609	1183	914	215	364	21500	...	909	909
Hissar	233	40	257	194	138	467	343	167	1286	1356	1968	1772	1495	815	39399	...	1287	1287
Sirsa	215	245	90	49	98	248	410	421	313	393	1022	776	668	376	15821	...	1878	1878
Karnal	230	212	308	306	125	123	157	156	313	578	332	211	90	251	13897	...	4184	4184
Umballa	751	63	53	124	102	98	165	189	151	198	318	276	259	175	7377	...	4794	4794
Rupar	2,006	529	490	693	1414	1664	1869	1321	2119	1976	1287	1014	898	1271	41939	...	6982	6982
Ludhiana	263	270	190	148	253	374	309	221	251	532	798	715	708	380	13156	...	1141	1141
Julundur	323	182	136	168	138	132	167	149	393	819	719	706	482	372	16504	...	3996	3996
Ferozepore	332	147	185	250	363	275	210	242	284	922	1101	1006	743	482	21747	...	6924	6924
Amritsar	371	352	291	96	186	295	186	332	409	439	483	481	662	350	10216	...	8895	8895
Lahore, Central Female	2,948	669	499	295	255	216	178	189	421	607	500	394	353	371	9692	...	4639	4639
Sialkot	184	1011	782	335	52	157	293	297	615	171	226	276	115	326	11195	...	7609	7609
Dharmasala	332	595	327	297	231	294	317	278	376	583	749	549	528	398	10341	1136	2557	3693
Gurdaspur	125	155	325	325	364	165	288	236	254	489	391	258	222	320	11280	...	3200	3200
Gujranwala	369	219	199	215	208	274	353	282	284	541	542	278	328	324	11586	...	2265	2265
Gujrat	428	299	315	118	112	91	118	48	243	718	947	631	369	327	11098	...	4907	4907
Shahpur	239	70	109	76	44	126	163	192	453	517	407	230	120	232	11069	1545	1545	3090
Jhelum	291	142	168	105	141	217	169	488	544	615	1225	266	294	344	10172	687	1931	1718
Montgomery	281	114	182	179	219	224	226	195	476	1134	1215	693	211	391	20640	...	4626	4626
Mooltan	472	269	230	121	90	111	112	165	256	542	557	495	816	275	10321	...	2754	2754
Jhang	668	329	396	163	167	208	131	183	346	594	787	1262	1160	479	14927	...	3393	3393
Dera Ghazi Khan	226	317	282	269	297	246	254	196	298	337	367	492	339	319	12256	...	2655	2655
Dera Ismail Khan	389	228	254	284	298	186	226	293	313	529	783	536	269	342	19631	...	1516	1516
Kohat	424	188	192	127	297	247	353	317	282	296	224	299	190	226	12194	236	472	708
Osman	138	261	226	226	420	439	696	472	296	357	253	395	357	362	8116	...	725	725
Kawalpindi	113	594	519	345	619	217	187	272	227	297	417	475	366	354	11238	1770	2655	4425
Peshawar	867	110	19	49	64	99	71	105	181	359	297	140	183	136	7893	...	743	743
	535	128	139	179	139	179	178	164	262	367	319	310	102	224	11084	187	661	748
	13,479	335	278	263														



# JAILS OF THE BENGAL PRESIDENCY, 1876.

## X.

TABLE showing the *RATIO* in which the *PRINCIPAL DISEASES* have contributed to make up the *ADMISSION-RATE* of the *YEAR* in the *JAIL HOSPITALS* of the *BENGAL PRESIDENCY*.

STATIONS.	Average Strength for the Year.	ADMITTED INTO HOSPITAL PER 1,000 OF AVERAGE STRENGTH.											Admitted per 1,000 of the Average strength from all causes.	
		Cholera.	Fever, Intermittent.	Fever, Remittent and Continued.	Dysentery & Diarrhoea.	Hepatitis.	Spleen disease.	Respiratory diseases.	Phthisis pulmonalis.	Dropsy.	Atrophy and Anaemia.	Scurvy.		All other causes.
Presidency (Natives)	975	...	393.9	1.0	466.7	1.0	92	71.9	19.5	1.0	72.8	...	927.2	1987.2
Alipore with Russa	2,331	...	872.6	32.2	725.1	...	107	59.2	12.0	9	49.7	9.0	495.3	2266.7
Baraset	229	...	755.4	48.9	214.9	131	66.8	56.8	13.1	4.4	100.4	...	292.6	1554.6
Jessore	540	5.6	233.3	13.0	161.8	...	5.6	29.6	1.8	...	7.4	...	42.6	593.7
Kishinagur	361	2.8	609.4	...	169.0	...	8.3	16.6	2.8	13.8	...	...	243.8	1006.5
Moorshedabad	506	51.4	239.1	4.0	114.6	4.0	17.8	19.7	4.0	4.0	5.9	...	136.3	609.8
Hooghly	289	56.8	597.7	...	397.3	...	28.4	88.5	10.0	18.4	41.7	...	570.9	1809.7
Burdwan	392	53.6	711.7	2.6	191.3	...	20.4	81.6	2.6	...	12.8	...	165.3	1214.9
Bankoora	300	3.3	259.0	13.3	76.7	...	...	13.3	19.0	...	16.7	...	83.3	406.6
Parulia	256	46.9	179.7	11.7	300.8	...	...	11.7	7.8	...	11.7	...	136.7	707.0
Soory	231	39.0	905.6	25.8	197.4	...	12.9	42.9	4.3	4.3	4.3	...	253.2	180.7
Nya Doonka	102	9.8	264.7	...	137.3	...	9.8	19.6	...	...	9.8	...	88.2	539.2
Malda	88	...	250.0	...	102.3	...	...	22.7	...	22.7	34.1	...	79.6	511.4
Dinapore	638	12.5	233.5	...	241.4	3.1	1.6	26.6	4.7	18.8	6.3	...	291.3	840.1
Rajshahi	961	53.1	129.0	11.4	141.5	2.1	12.5	20.8	3.1	...	42.7	...	91.6	507.8
Kungpore	537	...	413.4	108.0	620.1	7.4	197.4	83.8	145.3	165.7	50.3	...	182.5	1973.9
Bogra	187	...	679.1	...	262.0	...	37.4	69.5	53.5	...	...	...	331.6	1433.1
Mymensingh	491	8.2	239.1	18.3	359.0	...	18.3	89.6	6.1	2.0	4.1	4.1	258.7	1028.5
Pubnah	150	80.0	673.3	13.3	349.0	...	6.7	206.7	...	...	13.3	...	233.3	1566.6
Furzedpore	334	6.0	532.9	15.9	479.1	3.0	26.9	26.9	12.0	...	6.0	...	437.1	1544.9
Backergunge	453	64.0	141.3	...	425.4	2.2	...	37.5	13.2	...	7.2	...	145.7	913.5
Nonkhally	211	23.7	189.1	19.0	209.7	...	11.2	19.0	4.7	...	9.5	4.7	298.5	744.1
Chittagong	257	46.7	537.0	19.5	295.7	...	7.8	73.9	7.8	38.9	3.9	...	198.4	1229.6
Tippurah	291	...	381.4	10.3	378.0	...	3.4	37.8	...	...	44.7	6.9	274.9	1137.4
Dacca	695	17.3	145.3	8.6	154.0	...	12.9	49.3	1.4	...	11.5	5.8	154.0	651.1
Sylhet	547	...	301.1	170.0	288.9	...	1.8	12.8	1.8	1.8	14.6	181.0	257.8	1311.6
Shillong	36	...	138.9	...	83.1	...	...	27.8	...	...	27.8	...	27.8	305.0
Cachar	144	...	529.9	...	534.7	...	...	27.8	6.9	6.9	41.7	...	673.6	1812.5
Gauhati	97	...	309.3	10.3	443.3	10.3	51.5	113.4	...	20.6	61.9	10.3	433.0	1463.9
Sibsagar	158	...	316.5	...	386.7	...	...	6.9	...	...	6.9	...	126.6	905.1
Nowong	191	...	457.4	...	481.2	...	...	9.9	...	19.8	69.3	...	257.6	1277.2
Tezpur	84	...	381.0	...	112.9	...	11.9	47.0	...	...	35.7	...	119.0	738.1
Dibrugarh	161	...	1987.6	...	1080.7	...	43.5	37.3	...	43.5	12.4	6.2	1074.5	4265.7
	64	15.6	1468.8	15.6	1343.8	...	31.2	187.5	...	...	15.6	...	1149.6	4218.7
Midnapur, Central District	1,602	2.0	698.6	...	208.6	1.0	2.0	26.9	11.0	1.0	23.0	...	269.4	1243.5
Balasore	205	...	1014.6	...	204.9	11.6	...	82.9	29.3	4.9	39.0	...	478.1	1868.3
Cuttack	168	35.7	315.5	...	238.1	...	...	6.0	...	...	6.0	...	190.4	791.7
Poorce	286	35.0	227.3	31.5	164.3	7.6	...	17.5	...	3.5	...	...	157.3	643.4
	87	11.5	252.9	...	321.8	...	11.5	23.0	...	...	69.0	...	344.8	1034.5
Monghyr	383	2.6	198.4	...	245.4	...	10.5	26.1	...	...	10.5	...	216.7	710.2
Bhagalpur, Central District	768	18.2	369.8	2.6	319.0	...	2.6	35.2	6.5	...	53.4	2.6	239.6	1049.5
Purneah	285	17.5	301.8	...	59.7	...	...	24.6	17.5	3.5	42.1	3.5	175.4	645.6
Jalpaiguri	325	...	264.6	...	233.8	6.2	40.0	40.2	9.2	9.2	24.6	...	200.0	833.8
Darjeeling	145	117.2	469.0	6.9	765.5	...	...	41.4	6.9	13.8	...	6.9	124.1	1551.7
	57	...	368.4	35.1	315.8	...	...	140.4	...	...	35.1	...	52.6	947.4
	17,254	17.3	463.9	18.7	356.4	1.4	17.0	46.5	12.2	9.3	29.1	7.8	314.2	1293.8
Chybausa	100	...	790.0	30.0	130.0	...	100	20.0	...	...	40.0	...	300.0	2400.0
Rancher	249	116.5	241.0	...	293.2	4.0	4.0	16.0	...	...	16.0	...	144.6	835.3
Hazaribagh	1,014	68.0	340.1	7.7	333.4	...	11.5	53.4	...	1.9	28.7	10.5	379.3	1259.5
Gya	427	18.7	194.4	7.0	1063.3	...	2.3	96.0	...	2.3	23.4	9.4	810.3	2227.1
Patna	489	31.9	173.1	...	239.2	...	...	18.2	6.8	...	15.9	...	148.1	633.2
Arrah	432	23.1	30.1	...	310.2	2.3	6.9	48.6	2.3	2.3	9.3	6.9	224.6	666.6
Buxar	653	3.1	309.3	...	133.3	1.5	1.5	72.0	10.7	1.5	9.2	1.5	343.1	886.7
Chumprum	246	65.0	85.4	65.0	748.0	...	...	20.3	16.3	73.2	30.6	...	174.8	1244.6
Mozafferpore	599	61.0	44.1	1.7	83.0	1.7	1.7	4.1	...	...	25.4	...	191.7	325.4
Darbhanga	296	30.4	277.0	40.5	435.8	...	...	33.8	...	...	30.4	...	158.8	1006.7
Chupra	328	134.2	137.2	...	341.5	...	3.0	24.4	...	3.0	9.1	...	173.8	826.2
Ghazipur	642	...	28.0	10.9	21.8	1.6	...	16.9	1.6	...	4.7	...	65.4	144.9
Benares, Central District	1,845	...	250.4	4.9	74.8	...	...	14.6	1.1	...	23.3	...	344.7	713.8
Mirzapur	605	...	395.3	4.9	183.4	1.7	1.7	23.1	1.7	...	1.7	...	466.6	990.1
Azamgarh	290	4.2	400.0	20.8	183.3	...	33.3	45.8	...	...	4.2	...	441.7	1133.3
Jaunpur	424	...	49.5	...	11.8	...	...	7.1	2.4	...	...	...	129.7	200.5
Gorakhpur	396	...	161.6	7.6	106.1	...	7.6	53.0	...	...	...	...	338.4	674.3
Basti	751	...	149.1	4.0	259.7	1.3	10.7	36.0	...	...	30.6	...	290.9	772.3
	425	...	216.5	21.2	171.8	4.7	4.7	32.9	...	...	32.9	2.4	355.3	812.4
Gonda	532	...	185.5	3.7	91.0	1.9	...	39.1	1.9	3.8	7.5	...	332.7	671.1
Bahraich	306	...	88.2	13.1	26.1	...	13.1	1.1	3.3	...	13.1	...	212.4	392.4
Fyzabad	655	...	317.5	...	171.0	...	4.6	45.0	7.6	...	...	...	241.3	821.4
Sultanpur	478	...	129.7	...	37.7	...	...	16.5	...	...	6.3	...	167.3	351.5
Rae Bareilly	626	...	232.2	8.0	210.9	1.6	1.6	39.9	...	3.2	3.2	...	391.4	899.4
Parbhaghat	417	...	104.3	19.2	79.1	...	...	16.8	2.4	2.4	2.4	...	323.7	649.3
Hardoi	400	...	17.1	7.3	24.5	...	...	19.6	...	...	...	...	190.7	321.6
Kheri	252	...	107.1	...	47.6	...	...	69.4	7.9	...	7.9	...	135.0	365.0
Lucknow, Central District	1,733	...	115.4	...	62.3	...	1.2	8.7	6.3	6	10.4	...	57.1	262.0
Sitapur	669	...	22.7	...	157.6	...	...	7.6	3.0	...	16.7	...	80.3	487.9
Nawabganj	580	...	189.6	1.7	79.7	1.7	3.5	13.8	...	3.5	1.7	...	336.9	681.1
Unao	569	...	135.3	...	72.0	...	1.8	29.1	5.3	1.8	5.3	...	304.0	553.6
	254	...	141.7	...	15.8	...	...	11.8	...	7.9	3.9	...	96.4	279.5
Hamirpur	197	...	365.5	5.1	49.6	...	35.5	35.5	...	...	45.7	...	264.0	791.9
Orai	194	...	299.0	15.5	67.0	...	25.8	5.1	...	...	5.1	...	216.5	634.0
Fatehgarh, Central District	1,167	...	321.3	9	73.7	...	9	14.5	...	9	7.7	35.1	578.4	1083.4
Cawnpore	601	...	137.1	7.5	77.3	...	5.0	15.0	2.5	7.5	...	...	299.2	551.1
Fatehpur	602	...	218.9	...	60.6	...	...	42.3	2.5	...	7.5	...	450.2	791.0
Gonda	347	...	172.9	6.8	77.8	2.9	25.9	23.1	5.8	...	28.8	8.0	279.5	611.1
Allahabad, Central District	342	...	722.2	...	143.3	...	73.1	108.2	...	...	169.6	...	687.1	1803.5
	2,364	...	80.8	...	31.3	...	1.7	16.9	...	8	13	...	47.8	181.4
	580	...	80.5	1.2	49.2	...	...	13.8	1.2	...	1.2	...	11.9	232.0
	23,885	10.1	193.5	4.9	145.3	5	4.6	26.9	2.4	1.7	14.4	2.7	256.5	603.5



STATIONS.	Average Strength for the Year.	ADMITTED INTO HOSPITAL PER 1,000 OF AVERAGE STRENGTH.											Admitted per 1,000 of the Average Strength from all causes.	
		Cholera.	Fever, Intermittent.	Fever, Remittent and Continued.	Dysentery & Diarrhoea.	Hepatitis.	Spleen disease.	Respiratory diseases.	Phthisis pulmonalis.	Dropsy.	Atrophy and Anæmia.	Scurvy.		All other causes.
Sambalpur	100	...	1900	...	200	...	100	100	...	...	200	...	2200	4700
Raipur	467	...	3810	176	1622	18	35	159	71	...	952	71	4303	11217
Bilaspur	89	...	...	...	1348	...	...	...	...	...	225	...	449	2022
Mandla	60	...	667	...	833	...	...	167	...	...	...	...	1333	3000
Seoni	126	...	3413	476	1746	...	...	952	...	...	338	...	4286	11111
Chhindwara	77	...	909	...	390	...	130	260	...	...	130	...	2077	3896
Betul	84	119	1786	...	1310	...	...	714	...	...	...	...	3571	7500
Narsinghpur	125	...	3520	...	2080	...	...	800	...	...	80	...	2240	8720
Hoshangabad	156	...	5064	...	1731	...	...	128	...	...	256	...	5039	16218
Nimar	62	...	1290	...	615	...	...	...	...	...	161	...	4678	6774
Nagpur	802	25	3878	...	1047	25	25	174	...	...	112	436	4938	11060
Bhandara	68	...	4265	...	1765	...	147	441	...	...	147	...	7500	14265
Wardha	65	154	5092	...	6090	...	...	462	...	...	398	...	5338	18154
Chanda	68	...	294	...	1176	...	...	...	...	...	...	...	4412	8382
Balaghat (7 months)	44	...	5009	...	1591	...	...	...	...	...	227	...	2573	9091
	2,494	36	3440	64	1484	12	36	383	16	...	325	156	4479	10433
Jubbulpore	1,091	...	1079	...	1538	...	10	1299	...	20	190	...	1608	6094
Damoh	60	...	...	...	167	...	...	...	...	...	333	...	1667	2167
Saugor	205	98	6244	49	3073	...	...	487	49	...	98	...	6317	15415
Schor	61	164	12787	...	5738	...	328	328	...	...	...	...	7213	28558
Lalitpur	100	...	4438	...	1688	62	62	813	62	...	125	...	5625	12875
Jhansi	206	...	1359	...	388	...	97	104	49	49	291	...	2573	6090
Ajmere	374	...	4358	53	695	27	...	1283	...	...	134	...	5963	12513
Muttra	166	...	904	...	692	...	...	361	...	...	121	...	2048	4036
Agra, Central	2,226	4	1815	9	872	...	23	386	40	4	274	63	1761	5251
" District	485	...	1535	20	1212	...	...	525	20	...	101	...	1637	5050
	4,966	8	2161	12	1166	4	22	656	26	8	210	28	2468	6769
Etah	256	...	1758	234	78	...	39	352	39	...	...	...	3516	6016
Etawah	280	...	2786	464	678	...	107	36	36	...	...	...	1786	5893
Mainpuri	419	...	1145	24	549	...	...	95	24	...	48	...	2673	4558
Aligarh	542	...	2491	74	819	...	...	74	...	18	...	...	2583	6089
Bulandshahr	192	...	2148	...	625	...	52	313	...	...	260	...	2196	6094
Shahjahanpur	334	...	689	...	659	...	...	509	60	...	1527	...	1227	4671
Bareilly, Central	1,527	...	1192	...	353	...	7	284	20	...	144	...	799	2863
" District	730	...	2589	...	876	...	27	217	55	...	247	...	1219	5260
Bodhan	403	...	943	248	422	74	25	218	...	...	50	...	2804	4814
Sahasganj	302	...	861	33	2119	...	66	99	99	...	166	...	2782	6225
Dijnor	184	...	1467	...	598	...	...	109	...	...	54	...	1902	4130
Dehra	87	...	4878	230	1634	...	...	...	...	...	...	...	460	6552
Almora	171	...	3460	293	1462	...	117	626	...	...	58	...	2047	6173
Muzaffarnagar	162	...	3580	...	670	...	123	309	...	...	...	...	1182	6173
Moradabad	470	...	681	...	762	...	...	64	21	...	106	...	1064	2638
Meerut, Central	1,228	...	3656	90	1360	...	...	472	8	8	204	...	513	6311
" District	416	...	10483	...	2807	...	72	649	...	...	168	...	1779	16058
	7,704	...	2482	69	911	4	23	286	22	3	187	...	1521	5508
Delhi	346	...	4912	...	491	...	29	405	...	...	...	...	1214	7081
Gurgaon	141	...	5957	...	1277	...	142	284	...	...	71	...	7750	15461
Rohtak	220	...	15136	...	2136	...	...	273	...	182	...	...	3573	21500
Hissar	233	...	32017	...	1288	...	390	1588	...	...	300	...	3906	39099
Sirsa	213	...	11174	94	469	...	...	469	...	...	...	...	3615	15821
Karnal	229	...	9121	...	1088	...	209	669	...	...	84	42	2594	13867
Unballa	751	...	3962	253	1612	13	53	147	...	13	466	13	1745	7377
Rupar	2,006	...	29103	822	2612	...	25	518	30	15	75	...	8739	41939
Ludhiana	263	...	7985	76	2395	...	...	190	...	...	152	...	2558	13156
Jullundur	323	...	13282	124	919	...	93	278	...	...	124	...	1734	16564
Perozepore	322	...	13946	392	1416	...	120	331	...	60	783	...	4999	21747
Anantpur	371	...	5472	...	755	...	27	506	...	54	54	...	3288	10216
Lahore, Central	2,048	...	4551	14	1314	...	137	796	78	14	49	...	3554	9022
" Female	184	...	5924	...	1413	...	217	489	...	...	...	...	3152	11195
Sialkot	352	114	4545	...	1592	...	114	341	...	85	...	...	3940	10341
Dharmatla	125	...	6800	...	2800	...	...	400	...	...	625	85	1280	11280
Gurdaspur	309	...	7184	65	744	...	65	777	...	...	194	...	2557	11586
Gujranwala	428	47	7243	...	3061	...	140	210	...	...	...	...	397	11698
Gujrat	259	212	6679	39	1737	...	...	193	...	39	39	...	3011	11969
Shahpur	291	412	7526	...	722	...	34	103	...	...	34	...	1341	10172
Jhelum	281	...	16312	320	1922	...	36	249	71	...	142	...	1388	20610
Montgomery	472	...	6038	...	996	...	...	1441	...	...	...	...	1546	16021
Mooltan	666	...	8922	30	1572	...	120	1796	60	...	225	...	1002	16027
Jhang	296	...	6106	...	2345	...	89	1150	...	...	221	...	2345	12256
Dera Ghazi Khan	380	...	13237	26	2000	...	237	158	26	...	26	...	3921	19031
Dera Ismail Khan	424	24	7618	189	684	...	74	495	24	...	...	...	3136	12194
Kohat	138	...	3696	290	652	...	...	217	...	...	...	...	3261	8116
Bannu	113	354	6944	...	1593	...	...	531	88	...	354	88	3186	11238
Bawalpindi	807	...	6700	...	520	13	74	669	13	...	74	...	830	7893
Peshawar	535	19	7514	...	673	...	168	261	...	19	19	...	2411	11684
	13,479	22	10901	174	1592	2	84	596	26	13	128	5	3317	16770
BENGAL PRESIDENCY	60,771	83	4466	107	1996	7	79	414	48	32	193	37	2800	10172



## JAILS OF THE BENGAL PRESIDENCY, 1876.

XI.

TABLE showing the PREVALENCE of CHOLERA in each MONTH and the DISTRIBUTION of the DISEASE by STATIONS and PROVINCES.

STATIONS.	Average Strength for the Year.	NUMBER OF ADMISSIONS INTO HOSPITAL IN EACH MONTH.												Total Admissions per 1,000 of Average Strength.	Total Deaths of the Year.	Died per 1,000 of Average Strength.	
		Jan.	Feb.	Mar.	April.	May.	June.	July.	Aug.	Sept.	Oct.	Nov.	Dec.				
Presidency	975																
Alipore	2,332																
Baraset	239																
Jessore	540					2							1	3	3		
Kishanagar	361				1									1	1		
Moorshedabad	566			24							2			26	8		
Serampore	30																
Hoochly	500			12	5	5	12							34	11		
Burdwan	392					21								21	11		
Rankoorah	300			1										1	1		
Purulia	256						6	6						12	8		
Soory	233					1	2	3		1				7	1		
Nya Dookma	102													1			
Maldah	88																
Dinapore	638				8									8	2		
Rajshahi	961			1	50									51	18		
Rangpoore	537																
Bogta	187																
Myemsingh	491			1							1		2	4	3		
Patna	150	6										3	3	17	9		
Furreedpore	334				1				1					2	1		
Backergunge	453			5	4	4					2		14	29	15		
Noakhali	211											5		5	3		
Chittagong	257				4								8	12	4		
Tippurah	291																
Dacca	695	1									9	2	12		4		
Sylhet	547																
Shillong	36																
Cachar	144																
Goolpara	97																
Gauhati	158																
Sibsagar	191																
Norgong	84																
Tezpur	161																
Dibrugarh	61							1						1	1		
Midnapur, Central District	1,602				1	1								2			
Balaree	205																
Cuttack	168							6						6	4		
Pooree	286						1	6	3					10	6		
	87							1						1	1		
Monghyr	383													1			
Bhagalpur, Central District	768	1		1		3	1		2		6			14	8		
Purneah	285				5									5	1		
Jalpaiguri	325																
Darjeeling	145					15	1	1						17	13		
	57																
	17,254	8		45	79	62	24	24	6	1	12	17	30	298	173	137	794
Chybasti	100																
Ranchhee	249				2	1		25	1					29	19		
Hazaribagh	1,644			26	24			10	11					71	38		
Gya	427				5				2					8	3		
Patna	439				1			12	1					14	12		
Arrah	432					5			4			1		10	6		
Buxar	633													2	2		
Champaran	246				1			3	11					16	12		
Moradpore	590					22	14							36	19		
Durbhanga	296						9							9	5		
Chupra	328							40	4					44	21		
Gharipur	642																
Benares, Central District	1,845																
	603																
Mirzapur	249								1					1			
Azamgarh	424																
Jaunpur	396																
Gorakhpur	731																
Basti	425																
Gonda	532																
Bahraich	36																
Fyzabad	635																
Sultanpur	478																
Rae Bareilly	626																
Partabgarh	417																
Haridwar	409																
Kheri	152																
Lucknow, Central District	1,713																
	650																
Sitapur	580																
Nawabganj	569																
Unao	254																
Hamirpur	197																
Orai	194																
Patchgarh, Central District	1,167																
	401																
Cawnpore	402																
Patchpur	347																
Banda	342																



STATIONS.	Average Strength for the Year.	NUMBER OF ADMISSIONS INTO HOSPITAL IN EACH MONTH.												Total Admissions of the Year.	Admitted per 1,000 of Average Strength.	Total Deaths of the Year.	Died per 1,000 of Average Strength.
		Jan.	Feb.	Mar.	April.	May.	June.	July.	Aug.	Sept.	Oct.	Nov.	Dec.				
Allahabad, Central District	2,364	...	...	...	...	...	...	...	...	...	...	...	...	...	...	...	...
" "	809	...	...	...	...	...	...	...	...	...	...	...	...	...	...	...	...
	23,885	...	...	28	31	28	26	95	31	...	1	...	...	240	101	137	574
Sambalpur	100	...	...	...	...	...	...	...	...	...	...	...	...	...	...	...	...
Raipur	567	...	...	...	...	...	...	...	...	...	...	...	...	...	...	...	...
Bilaspur	89	...	...	...	...	...	...	...	...	...	...	...	...	...	...	...	...
Manik	60	...	...	...	...	...	...	...	...	...	...	...	...	...	...	...	...
Seoni	126	...	...	...	...	...	...	...	...	...	...	...	...	...	...	...	...
Chhindwara	77	...	...	...	...	...	...	...	...	...	...	...	...	...	...	...	...
Betul	81	...	...	1	...	...	...	...	...	...	...	...	...	1	...	1	...
Narsinghpur	125	...	...	...	...	...	...	...	...	...	...	...	...	...	...	...	...
Hoshangabad	156	...	...	...	...	...	...	...	...	...	...	...	...	...	...	...	...
Nimar	62	...	...	...	...	...	...	...	...	...	...	...	...	...	...	...	...
Nagpur	802	...	...	1	...	...	...	...	1	...	...	...	...	2	...	...	...
Bhandara	68	...	...	...	...	...	...	...	...	...	...	...	...	...	...	...	...
Wardha	65	...	...	...	...	...	...	...	1	...	...	...	...	1	...	1	...
Chanda	68	...	...	...	...	...	...	...	2	...	...	...	...	2	...	1	...
Sironcha	29	...	...	...	...	...	...	...	3	...	...	...	...	3	...	2	...
Balaghat (7 months)	41	...	...	...	...	...	...	...	...	...	...	...	...	...	...	...	...
	2,491	...	...	2	...	...	...	...	7	...	...	...	...	9	36	5	201
Jubbulpore	1,001	...	...	...	...	...	...	...	...	...	...	...	...	...	...	...	...
Dumoh	69	...	...	...	...	...	...	...	...	...	...	...	...	...	...	...	...
Sangor	205	...	...	...	...	...	...	...	1	1	...	...	...	2	...	1	...
Schor	61	...	...	...	...	1	...	...	...	...	...	...	...	1	...	1	...
Lalitpur	169	...	...	...	...	...	...	...	...	...	...	...	...	...	...	...	...
Jhansi	206	...	...	...	...	...	...	...	...	...	...	...	...	...	...	...	...
Ajmere	374	...	...	...	...	...	...	...	...	...	...	...	...	...	...	...	...
Muttra	166	...	...	...	...	...	...	...	...	...	...	...	...	...	...	...	...
Agra, Central District	2,236	...	...	...	...	...	...	...	1	...	...	...	...	1	...	1	...
" "	495	...	...	...	...	...	...	...	...	...	...	...	...	...	...	...	...
	4,956	...	...	...	...	1	...	...	2	1	...	...	...	4	8	3	61
Etah	256	...	...	...	...	...	...	...	...	...	...	...	...	...	...	...	...
Etawah	250	...	...	...	...	...	...	...	...	...	...	...	...	...	...	...	...
Mainpuri	419	...	...	...	...	...	...	...	...	...	...	...	...	...	...	...	...
Aligarh	552	...	...	...	...	...	...	...	...	...	...	...	...	...	...	...	...
Bulandshahr	192	...	...	...	...	...	...	...	...	...	...	...	...	...	...	...	...
Shahjahanpur	334	...	...	...	...	...	...	...	...	...	...	...	...	...	...	...	...
Bareilly, Central District	1,527	...	...	...	...	...	...	...	...	...	...	...	...	...	...	...	...
" "	739	...	...	...	...	...	...	...	...	...	...	...	...	...	...	...	...
Bodhan	403	...	...	...	...	...	...	...	...	...	...	...	...	...	...	...	...
Sahasganj	302	...	...	...	...	...	...	...	...	...	...	...	...	...	...	...	...
Etah	184	...	...	...	...	...	...	...	...	...	...	...	...	...	...	...	...
Dabra Dan	87	...	...	...	...	...	...	...	...	...	...	...	...	...	...	...	...
Almora	171	...	...	...	...	...	...	...	...	...	...	...	...	...	...	...	...
Muzaffarnagar	162	...	...	...	...	...	...	...	...	...	...	...	...	...	...	...	...
Moradabad	470	...	...	...	...	...	...	...	...	...	...	...	...	...	...	...	...
Moradabad, Central District	1,228	...	...	...	...	...	...	...	...	...	...	...	...	...	...	...	...
" "	416	...	...	...	...	...	...	...	...	...	...	...	...	...	...	...	...
	7,701	...	...	...	...	...	...	...	...	...	...	...	...	...	...	...	...
Delhi	346	...	...	...	...	...	...	...	...	...	...	...	...	...	...	...	...
Gurgaon	141	...	...	...	...	...	...	...	...	...	...	...	...	...	...	...	...
Rohat	250	...	...	...	...	...	...	...	...	...	...	...	...	...	...	...	...
Hissar	233	...	...	...	...	...	...	...	...	...	...	...	...	...	...	...	...
Sirsa	213	...	...	...	...	...	...	...	...	...	...	...	...	...	...	...	...
Karnal	239	...	...	...	...	...	...	...	...	...	...	...	...	...	...	...	...
Umballa	751	...	...	...	...	...	...	...	...	...	...	...	...	...	...	...	...
Rupur	2,086	...	...	...	...	...	...	...	...	...	...	...	...	...	...	...	...
Ludhiana	263	...	...	...	...	...	...	...	...	...	...	...	...	...	...	...	...
Jullundur	323	...	...	...	...	...	...	...	...	...	...	...	...	...	...	...	...
Ferozepore	332	...	...	...	...	...	...	...	...	...	...	...	...	...	...	...	...
Amritsar	371	...	...	...	...	...	...	...	...	...	...	...	...	...	...	...	...
Lahore, Central District	2,648	...	...	...	...	...	...	...	...	...	...	...	...	...	...	...	...
" Female	181	...	...	...	...	...	...	...	...	...	...	...	...	...	...	...	...
Shikot	352	...	...	...	...	...	...	...	...	...	4	...	...	4	...	4	...
Dharmasala	125	...	...	...	...	...	...	...	...	...	...	...	...	...	...	...	...
Gardaspur	309	...	...	...	...	...	...	...	...	...	...	...	...	...	...	...	...
Gujranwala	428	...	...	...	...	...	...	...	...	2	...	...	...	2	...	...	...
Gujrat	259	...	...	...	...	...	...	...	6	...	...	...	...	6	...	4	...
Shahpur	291	...	...	...	...	...	...	1	11	...	...	...	...	12	...	2	...
Jhelum	281	...	...	...	...	...	...	...	...	...	...	...	...	...	...	...	...
Montgomery	472	...	...	...	...	...	...	...	...	...	...	...	...	...	...	...	...
Mooltan	698	...	...	...	...	...	...	...	...	...	...	...	...	...	...	...	...
Jhang	226	...	...	...	...	...	...	...	...	...	...	...	...	...	...	...	...
Dera Ghazi Khan	349	...	...	...	...	...	...	...	...	...	...	...	...	...	...	...	...
Dera Ismail Khan	424	...	...	...	...	...	...	...	...	...	1	...	...	1	...	1	...
Kohat	138	...	...	...	...	...	...	...	...	...	...	...	...	...	...	...	...
Rasul	113	...	...	...	...	...	...	...	...	...	4	...	...	4	...	2	...
Rawalpindi	497	...	...	...	...	...	...	...	...	...	...	...	...	...	...	...	...
Peshawar	535	...	...	...	...	...	...	...	...	...	...	...	...	...	...	...	...
	13,479	...	...	...	...	...	1	11	6	6	6	...	...	30	22	14	191
BENGAL PRESIDENCY	69,771	8	...	75	110	81	51	139	52	8	19	17	30	531	82	296	424



# JAILS OF THE BENGAL PRESIDENCY, 1876.

## XII.

TABLE showing the MORTALITY in each JAIL, the CAUSES of DEATHS, and the RATIO of DEATHS to STRENGTH.

JAILS.	Average Strength for the Year.	CAUSES OF DEATHS.														Total Deaths of the Year.	DIED PER 1,000 OF THE AVERAGE STRENGTH.		
		Cholera.	Smallpox.	Fever.	Apoplexy.	Dysentery and Diarrhœa.	Hepatitis.	Spleen Disease.	Respiratory Diseases.	Heart Disease.	Phthisis Pulmonalis.	Dropsy.	Scoury.	Atrophy and Anæmia.	Wounds and Accidents.		All other Causes.	A. Cholera.	B. All other Causes.
Presidency	975	...	...	...	...	4	...	...	6	1	8	...	...	...	...	3	26	26.67	26.67
Alipore	2,332	...	...	6	...	39	...	...	15	...	12	1	...	...	...	...	85	36.45	36.45
Barasat	229	...	...	3	...	12	...	...	1	...	3	...	...	...	...	...	19	82.97	82.97
Jessore	540	3	...	3	...	5	...	...	2	...	1	...	...	...	...	...	14	25.93	25.93
Kishinagar	361	1	...	...	...	3	...	1	...	...	1	1	...	...	...	...	7	19.39	19.39
Moorshedabad	466	8	...	1	...	4	...	...	1	...	2	...	...	...	...	3	10	21.74	21.74
Serampore	30	...	...	...	...	...	...	...	...	...	...	...	...	...	...	...	...	...	...
Hooghly	599	11	...	1	...	6	...	...	3	...	8	2	...	1	...	...	32	53.42	53.42
Bardwan	392	11	...	...	...	5	...	...	1	...	1	...	...	2	...	5	25	63.77	63.77
Bankura	300	1	...	...	...	3	...	...	...	...	3	...	...	1	...	...	9	30.00	30.00
Purulia	226	8	...	2	...	4	...	...	1	...	2	...	...	...	...	1	18	79.31	79.31
Soory	233	1	...	1	...	...	...	...	...	...	...	...	...	...	...	...	3	12.88	12.88
Nya Beemka	102	...	...	...	...	...	...	...	...	...	...	2	...	...	...	...	2	19.61	19.61
Maldah	88	...	...	...	...	3	...	...	...	...	...	...	...	...	...	...	3	34.09	34.09
Dinapore	638	2	3	1	...	6	...	...	7	...	3	3	...	1	1	1	27	42.32	42.32
Rajshahi	961	18	...	3	1	6	...	3	7	...	2	...	...	8	...	...	51	53.07	53.07
Rungpore	537	...	...	5	...	27	1	3	6	1	49	...	...	...	...	2	94	175.05	175.05
Rogra	197	...	...	...	...	1	...	1	4	...	5	...	...	...	1	...	12	64.17	64.17
Mymensingh	491	3	...	...	...	12	...	...	1	...	3	...	...	1	2	1	23	46.84	46.84
Palmah	159	9	...	2	...	1	...	...	8	...	...	...	...	...	...	1	21	140.00	140.00
Farredpore	334	1	...	...	...	6	...	...	...	...	1	...	...	...	...	...	8	23.96	23.96
Backergunge	453	15	...	...	...	37	1	...	...	1	3	1	...	2	...	4	64	141.28	141.28
Noakhali	211	3	...	...	...	...	...	...	...	...	1	1	...	...	...	...	6	28.44	28.44
Chittagong	237	4	...	...	...	6	...	...	...	...	1	1	...	...	...	2	14	54.48	54.48
Tipperah	291	...	...	1	1	4	...	1	...	...	1	...	...	3	...	1	12	41.24	41.24
Dacca	685	4	...	2	...	6	...	1	10	...	2	...	...	...	1	2	30	43.17	43.17
Sylhet	547	...	1	2	1	7	...	...	...	...	1	1	...	3	1	2	19	34.73	34.73
Shillong	36	...	...	...	...	1	...	...	...	...	...	...	...	...	...	...	1	27.78	27.78
Cachar	144	...	...	...	...	4	...	...	...	...	1	...	...	2	...	2	9	62.50	62.50
Goalpara	97	...	...	...	...	10	...	...	2	...	...	...	...	4	...	...	16	164.95	164.95
Gauhati	158	...	...	...	...	10	...	...	1	...	...	...	...	1	...	...	12	75.95	75.95
Sibsagar	101	...	...	...	...	2	...	...	...	...	1	...	...	2	...	...	5	49.50	49.50
Nowgong	84	...	...	...	...	...	...	...	...	...	...	...	...	...	...	1	1	11.90	11.90
Tezpur	161	...	3	...	...	8	...	1	1	...	...	1	...	1	...	...	15	93.16	93.16
Dibrugarh	61	1	...	...	...	3	...	...	...	...	...	...	...	...	...	...	4	65.50	65.50
Midnapore, Central District	1,002	...	...	3	...	14	...	...	2	...	7	...	...	3	...	4	32	31.94	31.94
Balassore	205	...	...	1	...	7	1	...	1	...	5	1	...	1	...	1	18	87.80	87.80
Cuttack	168	4	...	...	...	1	...	...	...	...	...	...	...	1	...	...	7	41.67	41.67
Pooree	296	6	...	1	...	1	1	...	1	...	...	1	...	...	...	2	13	43.45	43.45
Monghyr	87	1	...	...	...	2	...	...	...	...	2	...	...	1	...	2	8	91.95	91.95
Bhagalpur, Central District	383	...	...	...	...	6	...	...	...	...	...	...	...	...	...	...	6	15.67	15.67
Purneah	768	8	...	...	...	8	...	...	3	...	6	1	...	...	1	3	30	39.66	39.66
Jalpaiguri	285	1	...	1	...	...	...	2	1	1	3	...	...	2	...	1	10	35.81	35.81
Darjeeling	325	...	...	...	...	8	...	...	...	...	2	1	...	...	...	3	17	52.31	52.31
	115	13	...	...	...	13	...	...	1	...	1	2	...	...	...	...	30	263.90	263.90
	57	...	1	...	...	...	...	...	...	...	...	...	...	...	...	...	1	17.54	17.54
	17,354	137	4	46	3	305	4	13	95	4	138	23	...	45	10	60	878	50.89	50.89
Chyabasa	100	...	...	...	...	9	...	...	...	...	...	...	...	...	1	...	10	100.00	100.00
Ranchee	249	19	...	...	...	8	...	...	...	...	...	...	...	...	...	...	27	108.43	108.43
Hazaribagh	1,044	38	...	6	...	53	...	...	11	...	...	...	...	10	...	4	122	116.86	116.86
Gya	427	3	...	...	1	15	...	...	...	...	...	1	...	...	...	...	21	76.31	76.31
Patna	439	12	...	1	...	22	...	...	3	...	2	...	...	...	...	...	40	91.12	91.12
Arrah	432	6	...	1	...	13	1	...	2	...	1	...	...	...	...	5	29	67.13	67.13
Buxar	633	2	...	...	2	5	...	...	8	...	2	...	...	...	...	3	22	33.69	33.69
Chumpanur	246	12	...	...	...	9	...	...	...	1	5	8	...	1	...	3	39	158.54	158.54
Muzafferpore	590	19	...	1	...	25	...	...	...	...	2	1	...	1	...	1	50	84.75	84.75
Durhanga	296	5	...	...	...	12	...	...	1	...	...	...	...	6	...	1	25	84.46	84.46
Chupra	328	21	...	...	...	13	...	...	...	...	...	...	...	...	...	...	36	109.76	109.76
Ghazipur	642	...	...	...	1	3	...	...	1	...	1	...	...	1	...	2	9	14.02	14.02
Benares, Central District	1,845	...	...	1	2	21	...	...	3	1	4	1	...	1	...	3	35	18.97	18.97
Mirzapur	605	...	3	...	...	6	...	...	3	...	1	...	...	...	...	4	18	29.75	29.75
Azamgarh	240	...	...	...	1	9	...	...	3	...	1	...	...	...	...	2	16	66.67	66.67
Jaunpur	424	...	...	...	...	...	...	...	...	...	1	...	...	...	...	...	1	2.36	2.36
Gorakhpur	396	...	...	...	...	4	...	...	...	...	...	...	...	...	...	...	4	10.10	10.10
Basti	751	...	1	...	...	11	...	1	...	1	...	...	...	6	...	2	22	29.29	29.29
	425	...	...	...	...	3	...	...	...	...	...	...	...	2	...	...	5	11.76	11.76
Gonda	531	...	...	1	...	...	...	...	1	...	...	...	...	...	...	...	2	3.76	3.76
Bahraich	306	...	...	...	...	...	...	...	1	...	2	...	...	...	...	1	4	13.07	13.07
Fyzabad	635	...	...	...	2	...	...	...	3	...	4	...	...	...	...	...	13	19.85	19.85
Sultanpur	478	...	...	...	...	4	...	...	1	...	...	...	...	...	...	...	5	10.46	10.46
Rae Bareilly	626	...	...	...	...	1	...	...	2	...	1	...	...	...	...	...	4	11.18	11.18
Partabgarh	417	...	...	...	1	2	...	...	1	...	1	...	...	...	...	...	7	16.79	16.79
Hardoi	809	...	1	...	...	...	...	...	2	...	...	...	...	...	...	...	4	9.78	9.78
Kheri	252	...	...	...	...	...	...	...	6	...	1	...	...	...	...	1	9	35.71	35.71
Lucknow, Central District	1,733	...	...	...	1	6	...	...	1	...	4	...	...	4	...	1	17	9.81	9.81
Sitapur	669	...	...	...	1	3	...	...	1	...	1	...	...	2	1	3	12	18.18	18.18
Nawabganj	590	...	...	...	...	4	...	...	...	...	...	...	...	...	...	...	5	8.62	8.62
Unao	569	...	1	3	...	1	...	...	1	...	...	...	...	...	1	3	10	17.67	17.67
	254	...	1	...	...	1	...	...	...	...	1	...	...	...	...	3	1	11.81	11.81
Hamirpur	197	...	...	...	1	3	...	...	3	...	...	...	...	1	...	1	9	45.69	45.69
Orsi	194	...	3	...	...	1	...	...	...	...	...	...	...	...	2	...	6	30.93	30.93
Fatehgarh, Central District	1,167	...	...	1	...	9	...	...	...	...	...	...	...	...	...	1	11	9.43	9.43
Cawnpore	401	...	3	...	...	4	...	...	...	...	1								

\* Chiefly prisoners sent for change from Alipore.



JAILS.	Average Strength for the Year.	CAUSES OF DEATH.														Total Deaths of the Year.	DIED PER 1,000 OF THE AVERAGE STRENGTH.			
		Cholera.	Smallpox.	Fever.	Apoplexy.	Dysentery and Diarrhoea.	Hepatitis.	Spleen Disease.	Respiratory Diseases.	Heart Diseases.	Phthisis Pulmonalis.	Dropsy.	Scurvy.	Atrophy and Anæmia.	Wounds and Accidents.		All other Causes.	A. Cholera.	B. All other Causes.	C. All Causes.
Sambalpur	100	...	...	...	...	13	1	...	1	...	5	...	...	...	1	...	...	20.00	20.00	
Raipur	507	...	...	2	...	...	...	...	12	...	...	...	...	4	...	8	...	61.73	61.73	
Bilaspur	89	...	...	...	...	4	...	...	...	...	...	...	...	1	...	...	...	56.18	56.18	
Mandla	60	...	...	...	...	12	...	...	...	...	...	...	...	...	...	...	...	33.33	33.33	
Seoni	126	...	...	...	...	1	...	...	...	...	1	...	...	...	...	...	...	23.81	23.81	
Chhindwara	77	...	...	...	...	1	...	...	...	...	...	...	...	...	...	...	...	13.00	13.00	
Betul	84	1	...	...	...	...	...	1	...	...	...	...	...	...	...	...	11.90	11.90	23.80	
Narsinghpur	125	...	...	...	...	2	...	...	...	...	...	...	...	...	...	...	...	24.00	24.00	
Hoshangabad	156	...	...	...	...	12	...	...	...	...	...	...	...	...	...	...	...	25.64	25.64	
Nimar	62	...	...	...	...	12	...	...	...	...	...	...	...	...	...	...	...	31.26	31.26	
Nagpur	802	...	...	...	1	9	...	1	...	6	1	...	1	2	...	3	...	32.42	32.42	
Bhandara	68	...	...	...	...	...	...	...	...	...	...	1	...	...	...	...	...	14.71	14.71	
Wardha	65	1	...	...	...	...	...	...	1	...	...	...	...	...	...	...	15.38	15.38	30.76	
Chanda	68	1	...	...	...	1	...	...	...	...	...	...	...	...	...	...	14.71	14.71	29.42	
Sironcha	20	2	...	...	...	...	...	...	...	...	...	...	...	...	...	...	10.00	...	100.00	
Balaghat (7 months)...	44	...	...	...	...	...	...	...	...	...	...	...	...	...	...	...	...	...	...	
	2,494	5	...	2	1	39	2	1	11	1	6	...	1	7	3	13	92	2.01	34.88	36.89
Jubbulpore	1,001	...	...	2	...	16	...	...	14	...	...	4	...	10	...	3	49	48.95	48.95	
Damoh	60	...	...	...	...	1	...	...	...	...	...	...	...	2	...	...	...	5.00	5.00	
Saugor	205	...	...	1	...	3	...	...	...	...	1	...	...	...	...	1	7	4.88	29.27	34.15
Schor	61	1	...	1	...	...	...	...	...	...	...	...	...	...	...	...	4	16.39	49.18	65.57
Lalitpur	160	...	...	...	...	3	...	...	...	...	1	...	...	...	...	...	4	25.00	25.00	...
Jhansi	206	...	...	...	...	...	...	...	2	...	...	...	...	4	...	...	7	33.98	33.98	...
Ajmere	374	...	...	...	...	1	...	...	5	...	...	...	...	...	1	...	8	21.39	21.39	...
Mottra	160	...	...	...	...	12	...	...	...	...	...	...	...	...	1	...	3	...	18.07	18.07
Agra, Central	2,226	1	...	3	...	12	...	...	12	...	9	1	...	6	...	5	49	21.56	22.01	...
" District	495	...	...	...	...	5	...	...	...	...	1	...	...	1	...	...	9	...	18.18	18.18
	4,866	3	...	7	...	45	...	...	35	...	12	5	...	23	2	11	143	6.1	28.24	28.85
Etah	256	...	...	...	...	...	...	...	...	...	1	...	...	...	...	...	1	...	3.91	3.91
Etawah	280	...	...	...	...	4	...	1	...	...	...	...	...	...	...	...	6	...	21.43	21.43
Mainpuri	419	...	...	1	...	1	...	...	1	...	1	...	...	1	...	...	6	...	14.32	14.32
Aligarh	542	...	...	3	1	4	...	...	2	...	...	...	...	...	...	3	13	23.98	23.98	...
Bulandshahr	192	...	...	...	...	1	...	...	...	...	...	...	...	...	...	...	4	...	20.83	20.83
Shahjahanpur	334	...	...	...	...	5	...	...	6	...	2	...	...	4	...	...	17	...	50.90	50.90
Bareilly, Central	1,527	...	...	2	1	12	...	...	9	...	3	...	...	3	...	1	31	...	20.30	20.30
" District	730	...	...	...	...	4	...	...	4	...	1	...	...	...	...	...	9	...	12.33	12.33
Badam	403	...	...	...	...	1	...	...	1	...	...	...	...	...	...	...	2	...	4.96	4.96
Saharanpur	302	...	...	...	...	7	...	...	...	...	1	...	...	...	...	3	11	...	36.42	36.42
Bijnor	184	...	...	...	...	1	...	...	...	...	...	...	...	...	...	...	1	...	5.43	5.43
Dhara Dun	87	...	...	...	...	1	...	...	...	...	...	...	...	...	...	...	2	...	23.00	23.00
Almora	171	...	...	...	...	3	...	...	...	...	1	...	...	...	...	...	1	...	29.24	29.24
Muzaffarnagar	162	...	...	...	...	1	...	...	...	...	...	...	...	...	...	...	1	...	6.17	6.17
Moradabad	470	...	...	...	...	...	...	...	...	...	...	...	...	2	...	1	5	...	10.64	10.64
Meerut, Central	1,228	...	...	7	...	74	...	...	29	...	2	1	...	6	...	1	3	...	100.16	100.16
" District	416	...	...	...	...	16	...	1	7	...	...	...	...	...	...	...	3	...	64.90	64.90
	7,704	...	...	13	2	335	...	2	62	...	13	1	...	17	3	16	264	...	34.27	34.27
Delhi	346	...	...	...	...	4	...	...	2	...	...	...	...	...	...	...	6	...	17.34	17.34
Gurgaon	141	...	...	...	...	...	...	...	...	...	...	...	...	...	...	...	...	...	...	...
Rohtak	220	...	...	...	...	1	...	...	...	...	...	1	...	...	...	...	2	...	9.09	9.09
Hissar	233	...	...	2	1	...	...	...	...	...	...	...	...	...	...	...	3	...	12.87	12.87
Sirsa	213	...	...	1	...	1	...	...	1	...	...	...	...	...	...	...	4	...	18.78	18.78
Karnal	239	...	...	...	...	7	...	...	3	...	...	...	...	...	...	...	10	...	41.84	41.84
Umballa	751	...	...	13	...	11	...	...	3	...	1	...	3	1	4	...	36	...	47.94	47.94
Rupar	2,006	...	...	21	...	66	...	...	21	...	2	...	...	...	4	6	120	...	59.82	59.82
Ludhiana	263	...	...	2	...	1	...	...	...	...	...	...	...	...	...	...	3	...	11.41	11.41
Jullundur	323	...	...	...	...	7	...	...	...	...	...	...	...	...	...	...	1	...	30.96	30.96
Ferozepore	332	...	...	6	...	5	...	...	6	...	...	...	...	1	...	...	20	...	60.24	60.24
Amritsar	371	...	...	2	1	...	...	...	8	...	...	...	...	6	3	7	33	...	88.95	88.95
Lahore, Central	2,048	...	1	...	...	34	...	...	36	...	9	...	...	2	3	7	95	...	46.39	46.39
" Female	184	...	...	...	...	11	...	...	...	...	...	...	...	1	...	2	14	...	76.09	76.09
Sialkot	352	4	...	3	2	...	...	...	...	...	1	...	...	...	...	...	13	11.36	25.57	30.93
Dharmaski	125	...	...	...	...	3	...	...	1	...	...	...	...	...	...	...	4	...	32.00	32.00
Gurdaspur	360	...	...	...	...	4	...	...	2	...	...	...	...	1	...	...	7	...	22.65	22.65
Gujranwala	428	...	...	4	1	12	...	...	3	...	...	...	...	...	1	...	21	...	49.07	49.07
Gojrat	230	4	...	1	...	1	...	...	...	...	1	...	...	...	...	...	8	15.45	15.45	39.99
Shahpur	291	2	...	2	1	...	...	...	...	...	...	...	...	...	...	...	5	6.87	10.31	17.18
Jhelum	281	...	...	4	1	...	...	...	1	...	...	...	...	1	...	...	13	...	46.26	46.26
Montgomery	472	...	...	4	2	3	...	...	4	...	...	...	...	...	...	...	13	...	27.54	27.54
Mooltan	668	...	...	1	...	2	...	...	14	...	1	...	...	2	...	4	24	...	35.93	35.93
Jhang	226	...	...	...	...	2	...	...	4	...	...	...	...	...	...	...	6	...	26.55	26.55
Dera Ghazi Khan	380	...	...	...	...	2	...	1	1	...	...	...	...	...	...	1	5	...	13.16	13.16
Dera Ismail Khan	474	1	...	...	...	...	...	...	...	...	1	...	...	...	...	...	3	2.36	4.72	7.08
Kohat	138	...	...	1	...	...	...	...	...	...	...	...	...	...	...	...	1	...	7.25	7.25
Bannu	113	2	...	1	...	...	...	...	...	...	2	...	...	...	...	...	5	17.70	26.55	44.25
Rawalpindi	867	...	...	1	1	2	...	...	1	...	1	...	...	...	...	...	6	...	7.43	7.43
Peshawar	535	1	...	...	...	...	...	...	2	...	...	1	...	...	...	...	4	1.87	5.61	7.48
	13,479	14	1	73	11	194	...	1	113	1	17	5	...	17	12	35	494	1.94	35.61	36.65
BENGAL PRESIDENCY	69,771	296	5	165	41	1,029	7	29	380	11	226	51	1	153	36	196	2,617	4.24	33.27	37.51



# JAILS OF THE BENGAL PRESIDENCY, 1876.

## XIII.

—DETAIL of the ADMISSIONS and DEATHS of the JAIL POPULATION of each PROVINCE.  
(A Summary of the Annual Returns of the Jails of the Presidency.)

CAUSES OF ADMISSIONS AND DEATHS.	BENGAL PROVINCE AND ASSAM.		CHOTA NAGPORE, BEHAR PROVINCE, BENARES, OUDH AND CANNING.		CENTRAL PROVINCES (EXCLUDING JUDHPORE AND SAUGOR).		AGRA AND CENTRAL INDIA.		MEERUT AND ROHILKHAND.		PUNJAB.	
	Strength ... 17,254 Admissions... 22,323 Deaths ... 878		Strength ... 23,885 Admissions... 15,847 Deaths ... 746		Strength ... 2,494 Admissions... 2,692 Deaths ... 92		Strength ... 4,956 Admissions... 3,355 Deaths ... 143		Strength ... 7,704 Admissions... 4,243 Deaths ... 264		Strength ... 13,479 Admissions... 22,604 Deaths ... 494	
	Admitted.	Died.	Admitted.	Died.	Admitted.	Died.	Admitted.	Died.	Admitted.	Died.	Admitted.	Died.
Cholera	297	137	249	137	9	5	4	3	...	...	30	14
Smallpox	27	4	44	...	...	...	3	...	...	...	3	1
Chickenpox	389	...	332	...	...	...	...	...	3	...	9	...
Measles	4	...	8	...	1	...	...	...	4	...	1	...
Mumps	19	...	39	...	1	...	2	...	9	...	8	...
Scarlet Fever	...	...	1	...	...	...	...	...	...	...	...	...
Hydrophobia	...	...	3	3	...	...	1	1	...	...	1	...
Pyæmia	...	...	...	...	...	...	1	...	...	...	...	...
Erysipelas	17	3	23	3	3	...	54	1	7	4	53	6
Gangrene and Phagedæna	1	1	3	2	5	1	...	...	1	...	1	...
Enteric Fever	8	4	2	1	...	...	...	...	...	...	3	1
Intermittent Fever	8,095	8	4,621	5	858	...	1,071	2	1,912	...	14,693	30
Remittent and Continued Fever	323	34	116	18	16	2	6	5	53	13	235	42
Rheumatism, Acute	81	...	123	2	15	...	18	...	53	...	109	...
" Chronic	100	...	94	...	12	...	14	1	20	...	29	...
" Muscular	192	...	71	...	18	...	20	...	3	...	37	...
Leprosy	33	3	41	5	3	1	2	...	...	...	6	1
Elephantiasis	11	...	8	...	...	...	...	...	...	...	...	...
Scurvy	136	...	64	...	39	1	14	...	...	...	6	...
Anæmia	131	...	72	...	16	...	11	...	2	...	58	...
Cancer, oris	8	1	...	...	...	...	...	...	...	...	...	...
General Dropsy	129	19	26	12	...	...	3	4	1	...	17	4
Diabetes and Diuresis	3	...	3	...	...	...	1	...	...	...	4	...
Primary Syphilis	147	...	129	...	17	...	26	...	29	...	62	...
Secondary Syphilis	92	...	107	2	20	...	12	...	44	1	73	2
Phthisis Pulmonalis	268	138	60	40	5	6	13	12	15	13	33	17
Hæmoptysis	74	...	26	...	...	...	2	...	1	...	8	...
Scrofula	8	...	10	...	...	...	2	...	...	...	6	...
Abscess of Mesentery	...	1	...	...	...	1	...	...	...	...	1	1
Psoas Abscess	...	1	...	...	...	...	...	1	...	...	...	...
Cancer	5	2	9	2	...	...	...	...	...	...	...	...
Encephalitis	5	4	3	...	...	...	...	...	2	2	1	1
Meningitis	2	3	1	...	...	...	...	...	...	...	6	2
Apoplexy	3	3	59	24	1	1	...	...	8	2	33	11
Sunstroke	...	...	...	...	...	...	...	...	...	...	...	...
Hemiplegia	6	2	3	1	...	...	...	...	1	...	2	1
Paraplegia	2	...	6	1	...	...	1	1	1	1	...	...
Locomotor Ataxy	2	1	...	...	...	...	...	...	...	...	...	...
Paralysis, character not stated	6	...	8	...	...	...	1	...	2	...	5	...
Tetanus	3	3	1	1	...	...	...	...	...	...	1	2
Hysteria	3	...	...	...	...	...	...	...	...	...	...	...
Chorea	...	...	...	...	...	...	...	...	...	...	...	...
Epilepsy	29	1	27	...	8	...	4	...	10	1	27	1
Neuralgia	83	...	33	...	7	...	7	...	6	...	39	...
Mania	76	...	35	...	1	...	1	...	1	...	8	...
Dementia	7	...	6	1	3	...	3	...	1	...	3	...
Melancholia	...	...	2	...	...	...	...	...	...	...	...	...
Ophthalmia	175	...	254	...	37	...	52	...	71	...	153	...
Iritis	3	...	4	...	3	...	1	...	2	...	2	...
Impaired vision	2	...	3	...	...	...	1	...	...	...	...	...
Cataract	1	...	...	...	...	...	...	...	...	...	2	...
Foreign body in Cornea	13	...	...	...	...	...	...	...	...	...	...	...
Otitis	50	...	39	...	4	...	9	...	6	...	13	...
Deafness	2	...	...	...	2	...	...	...	...	...	...	...
Ozena	6	...	7	...	...	...	2	...	2	...	5	1
Epistaxis	13	...	7	...	1	...	1	...	2	...	14	...
Polypus nasi	2	...	...	...	...	...	...	...	...	...	...	...
Phlebitis	3	...	...	...	...	...	...	...	...	...	...	...
Palpitation	1	...	1	...	...	...	...	...	...	...	...	...
Syncope	1	...	...	...	...	1	...	...	...	...	...	...
Thrombosis	...	...	1	...	...	...	...	...	...	...	...	...
Pericarditis	4	3	2	2	...	...	1	1	1	...	7	...
Valve disease of Heart	7	1	5	3	...	...	...	...	...	...	...	...
Hypertrophy of Heart	2	...	1	1	...	...	...	...	...	...	2	...
Fatty Heart	1	2	1	1	...	...	...	...	...	...	...	1
Aneurism, aortic	1	1	...	...	...	...	...	...	...	...	...	...
Inflammation of Glands	14	...	12	...	2	...	1	...	1	...	3	...
Goitre	2	...	1	...	1	...	...	...	...	...	...	...
Laryngitis	9	...	...	1	...	...	...	...	1	...	9	4
Bronchitis	327	7	325	4	38	3	108	4	65	5	312	7
Asthma	68	...	99	6	7	...	15	1	23	...	33	5
Pneumonia	238	72	146	59	35	8	97	27	112	57	316	96
Pleurisy	71	7	25	3	7	...	35	3	11	...	64	1
Caries of Teeth	1	...	26	...	2	...	6	...	...	...	3	...
Inflammation of Salivary Glands	...	...	1	...	...	...	...	...	1	...	...	...
Stomatitis	135	3	20	...	1	1	1	1	1	...	3	...
Tonsillitis	17	...	17	...	9	...	7	...	6	...	59	...
Gastritis	2	...	3	...	...	...	...	...	...	...	2	...
Enteritis	2	2	6	6	...	...	...	...	1	2	5	4
Peritonitis	7	...	8	4	2	3	...	...	1	1	6	5
Ilæus and obstruction of bowels	4	3	1	3	1	1	...	...	...	...	2	3
Hæmatemesis	1	3	2	...	...	...	...	...	...	...	1	...
Melæna	...	...	1	...	...	...	...	...	...	...	1	...
Perforating ulcer of ileum	...	1	...	1	...	...	...	...	...	...	...	...
Dyspepsia	169	...	131	...	60	...	10	...	15	...	77	...
Colic	120	...	312	...	23	...	54	1	28	...	170	...



CAUSES OF ADMISSIONS AND DEATHS.	BENGAL PROPER AND ASSAM.		CHOTA NAGPORE, BHAR PROVINCES, BENARES, OUDH AND CANNORE.		CENTRAL PROVINCES (EXCLUDING JUB- BULPORE AND SAUGER).		AGRA AND CENTRAL INDIA.		MEERUT AND ROHILKUND.		PUNJAB.	
	Admitted.	Died.	Admitted.	Died.	Admitted.	Died.	Admitted.	Died.	Admitted.	Died.	Admitted.	Died.
Constipation	113	...	82	...	5	...	7	...	10	...	46	...
Dysentery	3,178	224	1,720	208	295	21	413	41	597	118	1,281	128
Diarrhoea	2,962	81	1,561	103	166	18	169	4	194	17	756	66
Hæmorrhoids	134	...	86	...	9	...	6	...	7	...	21	...
Fistula in Ano	10	...	6	...	3	...	...	...	...	...	2	...
Hernia	5	1	4	...	1	...	1	...	2	...	3	...
Ascariæ	2	...	...	...	5	...	...	...	...	...	...	...
Tapeworm	6	...	10	...	2	...	1	...	1	...	6	1
Spleen disease	204	13	110	3	9	1	11	...	18	2	106	1
Hepatitis	24	4	13	1	3	2	4	...	3	...	5	...
Fatty Degeneration of Liver	...	...	1	...	...	...	...	...	...	...	...	...
Cirrhosis	1	2	3	2	...	1	...	...	1	1	...	...
Jaundice	53	...	81	3	4	1	26	...	15	1	42	1
Ascites	4	4	11	5	...	...	1	1	1	1	2	1
Nephritis	8	4	4	1	...	...	3	2	3	...	16	2
Cystitis	2	1	4	1	...	...	...	...	1	...	4	...
Calculus	1	...	1	1	2	1	...	...	2	1	3	...
Hæmaturia	3	...	4	...	3	...	...	...	...	...	...	...
Enuresis	...	...	2	...	1	...	...	...	1	...	...	...
Stricture of Urethra	52	...	12	...	2	...	...	...	4	1	3	...
Urinary Fistula	...	...	2	...	...	...	...	...	...	...	...	...
Stomaching of Scrotum	3	2	...	...	...	...	...	...	...	...	...	...
Gonorrhœa	57	...	26	...	6	...	5	...	8	...	24	...
Phymosis	25	...	27	...	7	...	...	...	4	...	19	...
Warts	1	...	1	...	1	...	...	...	1	...	...	...
Bubo	49	...	27	...	4	...	2	...	11	...	21	...
Orchitis	41	...	44	...	5	...	5	...	6	...	27	...
Varicocele	...	...	1	...	...	...	...	...	...	...	...	...
Hydrocele	53	...	34	...	3	...	1	...	3	...	2	...
Retention of testis	...	...	1	...	...	...	...	...	...	...	...	...
Periorchitis	8	...	4	...	1	...	...	...	1	...	1	...
Caries	1	...	2	1	3	...	...	...	...	...	3	...
Necrosis	3	...	4	...	1	...	...	...	2	...	3	...
Synovitis	15	...	13	...	5	...	3	...	...	...	9	1
Bursal Inflammation	2	...	8	...	...	...	...	...	...	...	2	...
Muscular Atrophy	...	...	...	...	...	...	6	...	...	...	1	...
Contracture	1	...	...	...	...	...	...	...	...	...	...	...
Hardlip	...	...	2	...	...	...	...	...	...	...	1	...
Abscess	606	1	1,009	4	198	...	259	...	218	...	1,169	...
Ulcer	453	...	681	...	396	1	232	1	138	...	1,162	...
Whitlow	45	...	134	...	8	...	16	...	23	...	67	...
Bols	220	...	282	...	45	...	49	...	31	...	169	...
Carbuncle	40	...	29	...	2	...	3	...	8	...	13	...
Itch	285	...	68	...	30	...	70	...	19	...	23	...
Urticaria	3	...	12	...	5	...	3	...	4	...	17	...
Eczema	22	...	19	...	1	...	9	...	4	...	21	...
Herpes	13	...	61	...	1	...	15	...	3	...	21	...
Psoarisis	12	...	2	...	1	...	...	...	6	...	17	...
Other Skin diseases	3	...	21	...	1	...	4	...	2	...	8	...
Guinea Worm	...	...	8	...	12	...	35	...	3	...	108	...
Tumour	8	...	7	...	...	...	...	...	7	...	3	...
Child-birth	3	...	15	...	3	...	11	...	4	...	10	...
Abortion	1	...	6	...	...	...	4	...	...	...	...	...
Metritis	...	...	1	1	...	...	...	...	...	...	...	...
Puerperal Fever	...	...	1	...	...	...	...	...	1	...	...	...
Puerperal Mania	...	...	1	1	...	...	...	...	...	...	...	...
Dysmenorrhœa	1	...	2	...	...	...	...	...	...	...	...	...
Menorrhagia	3	...	9	...	1	...	...	...	1	...	3	...
Leucorrhœa	...	...	3	...	...	...	...	...	...	...	...	...
Uterine ulcer	1	...	...	...	...	...	...	...	...	...	...	...
Displacement of Uterus	...	...	2	...	...	...	...	...	...	...	...	...
General Debility	376	46	273	44	65	7	93	23	143	17	114	17
Poisoning	1	...	1	...	...	...	...	...	...	...	1	...
Delirium Tremens	1	...	...	...	...	...	...	...	...	...	...	...
Asphyxia (choked by meat)	...	...	...	1	...	...	...	...	...	...	...	1
Drowning	...	...	...	...	...	...	...	...	...	...	1	1
Snake-bite	2	...	3	...	1	1	...	...	...	...	2	...
Burns	37	...	39	...	3	...	6	...	4	...	23	...
Wounds and Contusions	615	2	892	2	72	2	70	...	161	2	278	6
Fracture	32	1	135	...	4	...	5	...	78	...	33	...
Dislocation	10	...	7	...	1	...	3	...	1	...	6	...
Sprain	28	...	24	...	7	...	3	...	9	...	17	...
Suicide and Suicidal Wounds	14	6	5	2	...	...	...	2	...	...	1	...
Homicide	...	...	...	1	...	...	...	...	...	...	2	...
Rupture of Spleen	1	1	...	...	...	...	...	...	1	1	1	1
Punished	16	...	42	...	3	...	42	...	20	...	6	...
Cause not defined	101	...	2	...	1	...	...	...	...	...	...	...



## GENERAL SUMMARY FOR 1876.

DETAIL of the CAUSES of the ADMISSIONS and DEATHS of the EUROPEAN ARMY of INDIA, and of the NATIVE ARMY  
and JAIL POPULATION of the BENGAL PRESIDENCY.


CAUSES OF ADMISSIONS AND DEATHS.	ADMITTED INTO HOSPITAL AND DIED IN AND OUT OF HOSPITAL.											
	ARMY OF BENGAL.		ARMY OF MADRAS.		ARMY OF BOMBAY.		ARMY OF INDIA.		NATIVE ARMY OF BENGAL.		JAIL POPULATION OF BENGAL.	
	Strength Admitted Died	37,028 52,463 586	Strength Admitted Died	11,155 12,213 174	Strength Admitted Died	10,323 13,287 120	Strength Admitted Died	58,506 77,983 886	Strength Admitted Died	53,838 75,831 619	Strength Admissions Deaths	69,771 70,974 2,617
	Admitted.	Died.	Admitted.	Died.	Admitted.	Died.	Admitted.	Died.	Admitted.	Died.	Admitted.	Died.
Cholera	163	115	33	17	5	2	201	134	178	103	580	296
Smallpox	6		2		13		21		36	3	77	5
Chickenpox	21		3		1		3		21		743	
Measles	7		3				24		49		18	
Mumps	39		18			2	12		296		78	
Influenza	5	2					57					
Diphtheria	1		2	1			3	2	1			
Scarlet Fever	608		6				674	1	1			
Dengue	1	1	1				2	2			4	4
Hydrophobia	81		14		19	1	114	1	26	1	157	17
Erysipelas									1		11	4
Gangrene and Phagedena	3	4		2			5	6	1	1	2	4
Pneumia	175	64	52	22	51	19	278	105	20	7	13	6
Etiotic Fever	14,367	2	586		4,051		19,004	2	42,236	59	31,160	45
Intermittent Fever												
Remittent and Continued Fever	5,047	24	1,539	5	1,038	3	8,524	32	526	52	749	114
Rheumatism, Acute	293		34		84		413		298		390	2
" Chronic	661		132		116		909		1,194		269	1
" Muscular	906		191		137		1,233		1,028		341	
Gout	4		2		3		9		11			
Leprosy									13		85	10
Elephantiasis											19	
Scurvy	9		1		3		13		81	4	229	1
Anaemia	142		32		16		200		90	4	280	
Cancrum oris											8	1
Rickets									1			
General Dropsy	4		6		4		14		6	1	206	39
Mesenteric Abscess												
Pecus and Lumbar Abscess	4	1					4	1		1	1	5
Cancer	8	7	2		3		13	7	3		14	6
Primary Syphilis	2,315		675		611		3,501		784		401	
Secondary Syphilis	784	4	329	1	285	1	1,398	6	289	6	334	5
Phthisis Pulmonalis	279	41	98	11	57	10	434	62	124	39	334	226
Scrofula and Tuberculosis	19	2	8		2		29	2	6		26	
Hemoptysis	39		8		7		54		19	1	111	
Hip-joint Disease												
Spinal Hemorrhage	1	1					1	1				
Encephalitis	11	5	5	3	1		17	8	7	2	11	9
Meningitis	12	4	1		2	1	15	5	3		9	7
Apoplexy	15	4	1		4		29	5	7	2	104	41
Stroke	145	61	43	20	28	8	216	89	21	8		
Hemiplegia	19	1	7		2		28	1	9	1	11	4
Paraplegia			2		1		3		5	2	10	3
Locomotor Ataxy	2		7		2		11		3		2	1
Paralysis, Local	17		3		2		22		13			
" Character not stated	3		10				13		5		22	
Tetanus	1						1		2	3	5	6
Epilepsy	118	2	24		19		161	2	21		105	3
Chorea					2		2		1		1	
Hysteria	7						7				3	
Paralysis agitans	2		2				4		4		1	
Neuralgia	349		194		71		524		437		175	
Anaesthesia									3			
Mania	17		7		6		30		19		122	
Melancholia	25		7		2		34		8		2	
Dementia	34		11		8		53		10		23	1
Hypochondriasis	5		2				7		6			
Ophthalmia	610		143		207		960		1,502		772	
Impaired Vision	31		17		21		69		19		6	
Nyctalopia									29			
Cataract	12		9				21		9		15	
Iritis											13	
Foreign body in Cornea									26	1	121	
Otitis	274		91		56		421		29		4	
Deafness	33		13		22		65		3		22	1
Ozena	2						2		9		38	
Epistaxis	26		2		9		37		3		2	
Polypus nasi			4				4		1			
Foreign body in nose												
Phlebitis	1		1				2		19		3	
Palpitation	591		137		123		851				2	
Pericarditis	9				6	1	15	1	5		15	6
Syncope	4	1					4	1	2	1	1	1
Thrombosis			1				1				1	
Embolism					1	1	1					
Valvular Disease of Heart	111	9	24	3	19	4	154	16	19	6	12	4
Hypertrophy of Heart	31	1	7	1	3		41	2	3		5	1
Fatty Heart	3	3	1	1	1	1	5	5	1	1	2	4
Aneurism, Aortic	23	19	10	9	4	5	37	33	3	2	1	1
" Carotid-Subcla- vian	3		1				4					
Dilatation of Aorta	2	1					2	1				
Rupture of Aorta	1	2					1	2				
" of Pulmonary Artery	1	1					1	1				
Angina Pectoris	4				1		5		1			
Varicose veins	25		5		9		39		8			
Inflammation of Inguinal Glands	496		229		222		947		143		33	
Inflammation of other Glands	34		6		3		43					
Goitre	2						2		37		4	
Laryngitis	29	1	3		1		33	1	21	2	21	5
Bronchitis	1,820	6	413		294	1	2,527	7	2,086	20	1,245	30
Asthma	18		8		5		31		84	2	245	12
Gangrene of Lungs		1						2		1		
Pneumonia	175	17	17		39	6	231	23	426	103	941	319
Cirrhosis of Lungs	1	1					1	1				
Pleurisy	82	2	9	1	23		114	3	179	10	213	14
Odontalgia	7		1		1		9		86		38	
Inflammation of Salivary Glands	12		2		1		15		11		2	
Stomatitis	13		6		11		29		72	2	161	5
Tonsillitis	785		177		190		1,152		234		106	
Gastritis	5		1	1	2			1	8		7	
Enteritis	3		2	1	1			1	12	2	14	14
Peritonitis	10	5	3	1	5		18	6	6	3	24	20
Ileus and obstruction of bowels										2	8	10
Hæmatemesis	3		2		3		8		3		4	3
Melæna											2	



CAUSES OF ADMISSIONS AND DEATHS.	ADMITTED INTO HOSPITAL AND DIED IN AND OUT OF HOSPITAL.											
	ARMY OF BENGAL.		ARMY OF MADRAS.		ARMY OF BOMBAY.		ARMY OF INDIA.		NATIVE ARMY OF BENGAL.		JAIL POPULATION OF BENGAL.	
	Admitted.	Died.	Admitted.	Died.	Admitted.	Died.	Admitted.	Died.	Admitted.	Died.	Admitted.	Died.
Perforating ulcer of ileum ...	3	3	...	...	...	...	3	3	...	...	...	2
Dyspepsia ...	1,533	...	928	...	453	...	2,911	...	467	...	453	...
Colic ...	169	...	47	...	52	...	268	...	688	...	707	1
Typhilitis ...	7	...	5	2	6	...	18	2	6	1	...	...
Intestinal Hemorrhage ...	1	...	...	...	...	...	1	...	...	...	...	...
Stricture of rectum ...	1	...	...	...	...	...	1	...	...	...	...	...
Constipation ...	25	...	13	...	11	...	49	...	257	...	263	...
Dysentery ...	965	38	501	19	209	10	1,916	67	3,707	46	7,395	740
Diarrhoea ...	1,743	3	689	...	493	...	2,885	3	1,851	28	6,028	289
Hæmorrhoids ...	293	...	97	...	72	...	462	...	129	...	263	...
Fistula in ano ...	33	...	9	...	7	...	49	...	10	...	21	...
Hernia ...	34	1	10	...	9	...	83	1	13	...	16	1
Ascariæ ...	2	...	1	...	...	...	3	...	9	...	7	...
Tape Worm ...	141	...	60	...	45	...	246	...	13	...	26	1
Spleen Disease ...	275	1	14	...	47	...	336	1	645	11	548	20
Disease of Suprarenal Capsules ...	1	...	...	...	...	...	1	...	...	...	...	...
Hepatitis ...	1,667	52	708	22	461	23	2,836	97	88	3	52	7
Cirrhosis ...	9	3	2	...	3	4	14	9	2	1	5	6
Degeneration of Liver ...	...	2	...	1	...	...	...	3	...	...	1	...
Rupture of Gall Bladder ...	1	1	...	...	...	...	1	1	...	...	...	...
Jaundice ...	195	...	50	1	52	...	297	1	71	2	221	6
Gall stones ...	...	...	...	...	...	...	...	...	6	...	...	...
Ascites ...	11	...	3	...	...	...	14	...	6	2	19	12
Nephritis ...	27	7	6	1	14	...	47	8	24	3	35	9
Cystitis ...	21	...	6	...	4	...	31	...	15	...	11	2
Diabetes and Diuresis ...	4	...	...	...	...	...	4	...	7	1	11	...
Calculus ...	1	...	...	...	...	...	1	...	31	...	9	3
Hæmaturia ...	10	...	...	...	4	...	14	...	3	...	10	...
Enuresis ...	23	...	3	...	6	...	32	...	1	...	4	...
Stricture of Urethra ...	147	1	36	...	50	...	233	1	26	...	73	1
Urinary Fistula ...	...	...	...	...	...	...	...	...	...	...	2	...
Sloughing of scrotum ...	1	...	...	...	...	...	1	...	...	...	3	2
Gonorrhœa ...	3,581	...	835	...	805	...	5,221	...	354	...	126	...
Phymosis ...	24	...	4	...	5	...	33	...	21	...	73	...
Balanitis ...	149	...	49	...	44	...	242	...	...	...	...	...
Bubo ...	41	...	9	...	8	...	58	...	38	...	114	...
Epididymitis ...	72	...	37	...	20	...	129	...	...	...	...	...
Warts ...	111	...	17	...	12	...	149	...	1	...	3	...
Orethritis ...	438	...	121	...	84	...	641	...	222	...	128	...
Varicocele ...	13	...	9	...	3	...	25	...	2	...	1	...
Hydrocele ...	13	...	19	...	4	...	36	...	17	...	96	...
Oedema of Scrotum ...	...	...	...	...	...	...	...	...	1	...	...	...
Retention of testis ...	1	...	...	...	...	...	1	...	...	...	1	...
Atrophy of testis ...	...	...	1	...	...	...	1	...	...	...	...	...
Hæmatocele ...	1	...	...	...	...	...	1	...	...	...	...	...
Periostitis ...	62	...	3	...	9	...	74	...	34	...	15	...
Caries ...	4	1	...	...	...	...	4	1	5	...	9	1
Necrosis ...	5	...	...	...	...	...	5	...	6	...	12	...
Synovitis ...	77	...	9	...	25	...	111	...	92	...	45	1
Bursal Inflammation ...	19	...	4	...	6	...	29	...	12	...	12	...
Curvature of Spine ...	3	...	...	...	...	...	3	...	...	...	...	...
Muscular Atrophy ...	...	...	...	...	...	...	...	...	2	...	7	...
Camp ...	1	...	...	...	1	...	2	...	3	...	...	...
Contraction ...	2	...	...	...	1	...	3	...	2	...	1	...
Hæmiplegia ...	...	...	...	...	1	...	...	...	...	...	...	...
Abscess ...	329	...	237	1	167	...	923	1	1,339	...	3,600	5
Ulcer ...	902	...	270	...	266	...	1,438	...	1,489	...	3,032	2
Whitlow ...	98	...	34	...	36	...	168	...	167	...	293	...
Boil ...	659	...	201	...	207	...	1,107	...	1,695	...	780	...
Carbuncle ...	8	...	5	...	3	...	16	...	29	...	95	...
Itch ...	68	...	31	...	11	...	110	...	580	...	546	...
Skin Diseases ...	569	...	160	...	110	...	779	...	525	...	311	...
Guinea Worm ...	2	...	2	...	17	...	21	...	307	...	166	...
Tumour ...	34	...	4	...	10	...	48	...	22	...	25	...
Childbirth ...	...	...	...	...	...	...	...	...	...	...	46	...
Abortion ...	...	...	...	...	...	...	...	...	...	...	11	...
Metritis ...	...	...	...	...	...	...	...	...	...	...	1	1
Puerperal Fever ...	...	...	...	...	...	...	...	...	...	...	2	...
Puerperal Mania ...	...	...	...	...	...	...	...	...	...	...	1	1
Dysmenorrhœa ...	...	...	...	...	...	...	...	...	...	...	3	...
Menorrhagia ...	...	...	...	...	...	...	...	...	...	...	17	...
Leucorrhœa ...	...	...	...	...	...	...	...	...	...	...	3	...
Uterine Ulcer ...	...	...	...	...	...	...	...	...	...	...	1	...
Displacement of Uterus ...	...	...	...	...	...	...	...	...	...	...	2	...
General Debility ...	938	5	356	1	326	...	1,629	6	832	39	1,064	154
Delirium Tremens ...	91	4	48	2	41	...	180	6	3	...	1	...
Poisoning by Alcohol ...	42	...	14	...	48	...	104	...	1	...	...	...
" decayed meat ...	1	...	...	...	...	...	1	...	...	...	...	...
" Arsenic ...	...	...	...	...	...	...	...	...	...	...	1	...
" Carbolic Acid ...	...	...	3	2	...	...	...	2	...	...	...	...
" Sulphate of Zinc ...	...	...	...	...	1	...	1	...	...	...	...	...
" Vegetable Poisons ...	...	...	2	...	...	...	...	...	...	...	2	...
Snake-bite ...	1	...	...	...	1	...	2	...	11	...	8	1
Fly-bite ...	...	...	...	...	...	...	...	...	11	...	...	...
Insect Sting ...	8	...	...	...	4	...	12	...	39	...	...	...
Burns and Explosion ...	51	1	17	...	11	5	79	6	155	2	109	...
Wounds and Contusions ...	2,193	15	639	9	672	3	3,504	27	3,554	11	2,000	14
Fracture ...	132	...	61	...	45	...	299	...	105	...	287	1
Dislocation ...	45	...	7	...	14	...	66	...	29	...	28	...
Sprain ...	1,918	...	254	...	233	...	1,605	...	506	...	88	...
Drowning ...	...	6	...	5	...	5	...	16	...	6	1	...
Struck by Lightning ...	...	...	...	...	1	...	1	...	1	...	...	...
Asphyxia ...	...	1	...	...	1	...	1	...	2	...	...	2
Died while drunk ...	...	3	...	...	...	...	...	...	...	...	...	...
Suicide and Suicidal Wounds ...	7	21	5	4	...	3	...	6	...	...	24	11
Murder and Homicide ...	2	1	...	...	...	6	12	31	...	6	2	3
Execution ...	...	...	...	...	...	...	2	1	...	2	...	...
Rupture of Spleen ...	1	1	...	...	...	...	1	1	...	...	3	3
Punished ...	3	...	...	...	...	...	...	...	...	...	129	...
Blistered Feet ...	132	...	29	...	21	...	182	...	2,396	...	...	...
Cause not defined ...	31	...	16	...	14	...	61	...	26	3	104	...
Surgical Operations ...	12	...	...	...	...	...	12	...	1	...	...	...
Absent Deaths of the Native Army ...	...	...	...	...	...	...	...	...	305	...	...	...


GOVERNMENT CENTRAL PRESS.—No. 1 S. C.—13-11-77,—900.











ANNUAL RETURNS  
OF THE  
EUROPEAN ARMY OF INDIA  
AND OF THE  
NATIVE ARMY  
AND  
JAIL POPULATION OF THE BENGAL PRESIDENCY  
FOR THE YEARS FROM  
1871 TO 1876.

BY  
JAMES L. BRYDEN, M.D., SURGEON-MAJOR, BENGAL ARMY,  
STATISTICAL OFFICER ATTACHED TO THE SANITARY COMMISSIONER WITH THE GOVERNMENT OF INDIA.



CALCUTTA:  
OFFICE OF THE SUPERINTENDENT OF GOVERNMENT PRINTING.  
1878.