

Good remedies - out of fashion / by Charles J. Hare.

Contributors

Hare, Charles John.
Royal College of Physicians of London

Publication/Creation

London : J. & A. Churchill, 1883.

Persistent URL

<https://wellcomecollection.org/works/nyugre8x>

Provider

Royal College of Physicians

License and attribution

This material has been provided by This material has been provided by Royal College of Physicians, London. The original may be consulted at Royal College of Physicians, London. where the originals may be consulted. This work has been identified as being free of known restrictions under copyright law, including all related and neighbouring rights and is being made available under the Creative Commons, Public Domain Mark.

You can copy, modify, distribute and perform the work, even for commercial purposes, without asking permission.

**wellcome
collection**

Wellcome Collection
183 Euston Road
London NW1 2BE UK
T +44 (0)20 7611 8722
E library@wellcomecollection.org
<https://wellcomecollection.org>

GOOD REMEDIES—OUT OF FASHION


DR HARE

615.4

1883.

SL

SL/23-2-f-1 615.4






Digitized by the Internet Archive
in 2015

For the Library
of
The Royal College of Physicians
of London:
from the Author.

1883 October.

73 20

GOOD REMEDIES—OUT OF FASHION.



BY

CHARLES J. HARE, M.D. CANTAB., F.R.C.P.

PRESIDENT OF THE METROPOLITAN COUNTIES BRANCH OF THE BRITISH MEDICAL ASSOCIATION,

LATE PROFESSOR OF CLINICAL MEDICINE IN UNIVERSITY COLLEGE, LONDON,

AND PHYSICIAN TO UNIVERSITY COLLEGE HOSPITAL, ETC.



LONDON :

J. & A. CHURCHILL,

11, NEW BURLINGTON STREET, W.

1883.

ROYAL COLLEGE OF PHYSICIANS LIBRARY	
CLASS	615.4
ACCN.	23919
SOURCE	
DATE	

The following Address was delivered at the Annual Meeting of the Metropolitan Counties Branch of the British Medical Association in July, and soon afterwards it appeared in the pages of "The British Medical Journal."

Several professional friends who either heard the Address or have since read it, have already, in this short period, done me the honor of saying that they have adopted and acted upon some of the principles I have suggested, and not a few have very kindly expressed their desire that it should appear in a more permanent form.

With this wish I the more willingly comply, because I feel *very* strongly the importance of the views which I have endeavoured to express—and my most sincere hope is that they may have at least some influence in modifying the current treatment of certain forms of disease and in reintroducing into practice a judicious use of some good remedies now out of fashion.

BERKELEY HOUSE,
MANCHESTER SQUARE, W.,
August, 1883.

LONDON :
PRINTED BY ODELL AND IVES, 18, PRINCES STREET,
CAVENDISH SQUARE, W.

ADDRESS.

MY first duty, which is a duty and pleasure alike, is to thank you most sincerely for the high honor and distinction you have conferred upon me in electing me President of this most important Branch of the British Medical Association. But while I feel the honor deeply, and know that it is one which might well be coveted by the most distinguished members of our profession—as, in fact, it has already been held by such—I am quite sensible that the position brings with it deep responsibilities, and that it behoves me to take good heed, not only that the welfare of the Branch suffer no deterioration during my term of office, but that, on the contrary, the ensuing year should be marked by at least the onward progress which has been the characteristic feature of this part of the Association under the guidance of my predecessors.

The sketch which has this afternoon been given you of the work of the past year proves how many and how varied are the subjects which come before,

and which are influenced by, this Branch; and though it has been the happiness of our friend here—my predecessor—to conduct not a few of these to a happy termination, some of them are of such a nature that no single year of office can possibly inaugurate and complete them. Great honor be to him for the devotion, as regards the time and labor, which he has given to the duties which a year ago he undertook; to the judiciousness with which he has presided over numerous most important meetings of the Branch; and to the great success with which he has conducted its affairs.

It is no small honor—it must be a source of gratification—to him, during his tenure of office, to have furthered the progress of medical reform, to have established two new Districts in connection with our Branch, and, above all, to have presided at the inaugural meeting establishing the system of the Collective Investigation of Disease—a magnificent success, the influence of which will go on still extending, and which will never be forgotten by those who heard or have since read the masterly and telling addresses on that occasion—I ought rather to call them orations—of Paget, of Gull, and of our most esteemed Vice-President, Professor Humphry.

But a position of this kind induces—nay, compels—me to pause and consider. This is, possibly enough, the last presidential chair I shall be called upon to fill, and my mind very naturally reverts to

the time when, then a very young man, and, indeed, too young for the honor, the kindness (and I suppose the wish to encourage me) of the members of the Harveian Society made me their president. This was so long ago as the year 1847, and the space of time thus bridged over amounts to fully more than five-and-thirty years. At that time, Sir Henry Holland and Chambers, Bright and Williams, Latham and Addison, Graves and Stokes, were in the full career of medical practice; the classical lectures of Watson were the text book—and a glorious one it was—on medicine; and at that time the clinical lectures of Todd, which were destined to produce so great a modification in treatment, were a thing of the future. Brodie, and Fergusson, and Liston were amongst those who divided between them the surgical honors of the metropolis.

It is excusable, perhaps, if one love to recall the names and the memories of those to whom one was indebted for one's knowledge in the earlier periods of professional life; and some of these names, and those of Quain, and Sharpey, and Graham and others, involuntarily rise up on an occasion of this kind. But as there were brave workers then, so there have been ever since, and every branch of our profession has made during the interval enormous strides forwards, enormous advances, of which the gains have been especially in regard to definite and well-based knowledge—to positiveness; not that

vague theories have not cropped up to live for awhile and then to die, as such theories always do, sooner or later; but still the solid matter-of-fact additions to our knowledge have never been excelled, and have scarcely been equalled, in any similar period of by-gone times.

All this is fully and frankly admitted, and I bow to and reverence the skill, and talent, and industry, and patient labor which have produced results so brilliant. But, unfortunately, there is no unmixed good; and the very exhaustive way in which some diseases have been studied, and the widespread manifestations which they have been shown to have, lurking under and explaining symptoms and conditions with which they were before never suspected of being connected—all these circumstances have led men to attribute thoughtlessly to such causes almost every ache and pain and symptom with which they meet. You will of course associate with the most learned investigations into Gout and Syphilis the names of two of your former presidents; and their admirable works on these subjects have not only made the whole history and all the conditions of these diseases the common property of all medical men, but have so impressed men's minds—and I think their imaginations also—that they see these diseases everywhere, and loosely attribute to one or the other almost every pain and symptom—certainly every pain and symptom not otherwise easily explained—with which they meet.

If a diseased condition be relieved or cured by iodide of potassium or by mercury, such persons can never be persuaded, whatever the proof to the contrary, that the latter named affection is not at the root of, and is not the cause of all the symptoms and all the evils which have presented themselves; and if you have a wandering pain now-a-days, or a back-ache, or headache, or vertigo, or palpitation, or an eruption, or even a cough, or anything else whatever the matter with you, it is with such people, beyond doubt "gouty," the gout being, according to circumstances, latent or irregular, or metastatic, or Protean, or something else, but at any rate the patient is "gouty." Gentlemen, at present "gouty" is a fashionable word, the use of which at least sounds well and saves trouble, even if its careless use not unfrequently throws erroneous light upon a set of symptoms and upon many a case of disease. But is this right? Is this just? Is it conducive to the interests of our patients and of our noble profession to use—in many cases without a tittle of evidence, and in more without due consideration and simply because it is the fashion to do so—to use, I say, thus vaguely and loosely such important, and what ought to be such definite, terms? I have often heard intelligent patients themselves protest that they could not understand how Dr. So-and-so could call their Bronchitis or some such affection "decidedly gouty," when there never was a case of gout in

their family, and when they themselves never had an apparently gouty symptom. And I would protest too. For I weigh my words carefully when I say that not one quarter of the cases (and I might use a still smaller fraction) I come across and which have been declared to be "gouty," could by any fair, clear and positive evidence whatever be proved to be of that nature. And I rather incline to the view that the term "Arterial Tension" has of late been employed with too convenient a looseness, especially as the confident, off-hand assertion of its presence is a statement not easily refuted: for the presence or not of the condition is, in many cases, rather a matter of opinion than of demonstration; and opinions, alas! have a sad tendency to be warped by pre-conceived views and by theories. I also fear that our newer acquaintances the "Bacilli" (intensely important and interesting as I deem the recent discoveries respecting them to be) will, according to present appearances, be soon enthusiastically credited with being *the* one thing responsible for and explaining an infinity of most diverse conditions and most unlike diseases whether their relation to these be actually proven or not. Let us then be heedful in our phraseology, and let us not use for the sake of fashion words which mislead and which are therefore, when so used, not true.

* * * * *

But sometimes with us not only do things come into, but they also go out of fashion; and, remem-

bering as I do the days of yore, I think that, deluged as we now are with so-called new remedies, such as hydrastin, iridin, sanguinarin, baptistin, glonoin, gelsemin, euonymin, mucuna, muscarin, the quack "chlorodyne" (of which I never in my life prescribed a single dose), eucalyptin, thymol, ingluvin, asclepedin, and a host of others, the advertisements of which fill the pages of our journals—I think that some valuable plans of treatment have been allowed to fall into disuse, and that there are such things as "good remedies out of fashion." May I tell you my views on some of these?

Some whom I address will, without doubt, say to themselves, especially as regards certain points of practice which I urge, "Why, under such circumstances, that is exactly what I should do myself, and what has always been my practice." To each of those I would say: "My brother, I am delighted and thankful to have my views confirmed by your experience; help me to spread more widely the principles and the practice which I believe to be fraught with good, and may we long be workers together in the same harvest-field." But I know too well that I am addressing some, especially the younger members of the profession, who will look upon these things as some strange and new doctrine, or as prejudices clinging to me from my earlier days, or as antiquated customs of which the progress of modern science has shown the futility or the wrongness. To such I would say: "My bro-

ther, take my words only as suggestions; weigh them impartially, and think these matters over from a different standpoint to that from which you have been accustomed to view them. If, then, you do not see as I do, you will, I know, look kindly on my convictions, and believe that, like yourself, I desire the welfare of those placed under our care. But if you should concur in my views, you will find yourself armed, I believe, with weapons which, if they have thus far lain by idle, will be found, when drawn from the scabbard, to be made of true and trusty steel."

Let me premise, however, with reference to fluctuations in plans of treatment and of diet, that the period to which I have alluded has seen the rise and the subsidence of the wild mania for giving ALCOHOL in some form or other, in almost every kind and in almost every case of disease, and is now witnessing the rising into favour of the more rational plan of giving nourishment extensively in the mild and bland, and usually easily digested, form in which Nature provides it—MILK.

I well remember the time, twenty to twenty-five years ago, when alcohol-giving was so rampant, that it was difficult to see a patient who had been a few hours in the hospital before the time of one's visit, who had not already been put, almost as a matter of course, by the physician's-or clinical-assistant, on three or four ounces of brandy, or on double that amount of wine; and because I would

not give way to that alcohol-craze, and ventured to show that many serious diseases might be cured with the administration of little or no alcohol, I was considered (I well remember) the most unorthodox of teachers, if not something worse than that. I have always held, and still hold as firmly as anyone does, that alcoholic stimulants are in some cases most valuable remedies, and I would not practise my profession if I might not use them when and where I deem them needful. But I always preached against the foolish, and I would almost say wicked, use of alcohol which was common some years ago; and, over and over again, I have said, in my clinical lectures at that time, that the students I addressed would live to see the day, even if I did not, when the pendulum of opinion would swing in the opposite direction, and when alcohol would be decried almost as much as it was then being overpraised. It is not always, Gentlemen, that a prophet lives to see so completely the fulfilment of his own sayings when they foretell a revolution so complete. May a calm judgment guide herein our noble profession, and, while we give up the routine and indiscriminate use of the remedy, may we better know how and when to employ it for the benefit of those whose lives are in our hands!

It is within the knowledge of all of us, then, that a most marked change has, comparatively recently, taken place as regards this most impor-

tant question of alcohol-giving, and in the belief as to its necessity : our every-day experience, the tone of medical debates, the common current of conversation, all bear evidence in the same direction ; but it is almost impossible to treat evidence of this kind, or even the results of private practice, statistically, or to reduce them to a clear tabular form ; but it occurred to me that the hospitals might give more definite information. I applied, therefore, to the secretaries of the large metropolitan clinical hospitals, and have received, from all excepting two, replies containing most interesting, important, and valuable facts, to select and extract which from their books must, I am sure, have cost these gentlemen no small amount of time and trouble. I thank them most sincerely for their courtesy, and have pleasure in thus publicly expressing my obligations to them.

I trust that the tables which I have thus been enabled to construct will interest you. They place, I think, in a more trenchant and striking light than anything else with which I am acquainted, the rise and fall of excessive alcohol-giving ; and it is worthy of remark, as shewing the influence and (may I say ?) contagiousness of custom, how very uniform in point of time this rise and fall has been in almost all the hospitals. You must not consider, however, even these tables as giving more than an approximative idea as to the amount of alcoholic drinks consumed by the hospital-patients, because

it is impossible to eliminate from the totals the amount taken by the servants, nurses, and others; however, in some cases the wine and spirits are separately named, and it is reasonable to suppose that the working staff would be allowed but very little of these, and that therefore the amount stated represents very closely that used by the patients alone.

You will see, therefore, how rapid was the increase in the use of alcohol between the years 1852 and 1862, and indeed, in many cases up to the year 1872; and you cannot fail to trace therein the great influence of the teaching and writings of Dr. Todd, and especially of his views on the "Treatment of Acute Diseases." You see also that even where there was some diminution in the use of alcohol (I refer for the reason above given chiefly to the "wine and spirits" column of Table 1) between the years 1862 and 1872, the difference was not, generally speaking, large; but when the wrongness and the evils of this excessive use of stimulants began to force themselves upon men's minds, and, thanks to this and to the careful, prudent, and honest energy of Parkes, a change of practice occurred, the consumption of alcohol diminished so much as to show in 1882 a most remarkable reduction in the cost of wine and spirits in all the hospitals (except St. George's) from which I have received returns. Thus (without making corrections for the somewhat increasing number of beds), the cost of wine and

spirits consumed every tenth year, from 1852 to 1882, at Bartholomew's, was £496, £1,231, £1,446, and £953; at Middlesex, £215, £550, £413, and £353; at University College Hospital, £103, £305, £390, and, with a considerable addition of beds, £277; at Westminster, £208, £432, £367, and £137.

On the other hand, the use of milk has most rapidly increased in every hospital, without exception, and has replaced—I believe, greatly to the advantage of the patients—the alcohol in the treatment of disease. The quantity consumed in 1852 at St. Bartholomew's cost £684, and in 1882, £2,012; at Guy's, £236 and £1,488 respectively; at the London Hospital, £426 and £2,427; and so on.

* * * * *

It is not long ago that, in a very urgent case of bronchitis, I advised the administration of an EMETIC; when the gentleman whom I had been called to meet in consultation said, “Why, I never gave an emetic to an adult in my life.” In former times, it was not unusual, on the contrary, to commence the treatment of many diseases with the administration of a dose to procure vomiting; and although the remedy might then be given sometimes indiscriminately and according to routine, only those who have seen the effects of emetics, properly and judiciously given, can conceive the beneficial effects they sometimes produce. In the

early stage of an attack of croup, it was by no means unusual to give an emetic of tartarised antimony or of ipecacuanha ; and it is in accordance with the recorded experience of some of the best authorities and most practical men, and quite consonant with my own experience too, that symptoms which presented the most certain augury of a severe attack were by these means cut short, the hoarse voice resumed its natural character, and the feverish symptoms were in a few hours relieved. I know quite well that a great fear is entertained by some as to the depressing effects of emetics ; but the fear is theoretical, and not practical, and those who have had most experience in the administration of them best know how groundless the fear is. In diphtheria, too, I have seen the false membranes which are out of the reach of local remedies, and which the patients cough and cough in vain, and utterly exhaust themselves to get quit of, readily brought up by the action of vomiting, to the immense relief of the sufferer.

In suffocative bronchitis, the effect of emetics is sometimes magical, and by their administration in such cases not only is immense relief given, but I verily believe—I am certain—that lives are saved. You are called to a patient who has been ill a few days, with increasing dyspnœa ; she is sitting up in bed (I draw from nature), for to lie down is impossible ; she is restless, and tossing about ; the lips, and indeed the whole face, blue ; the eyes

watery and staring, the pulse quick and small; the cough constant; the expectoration semi-transparent and tenacious; over every square inch of the chest, front and back, from apex to base, you find abundance of rhonchi; moist, sonorous and sibilant ones in the upper part of the lungs, and muco-crepitant or mucous *râles* towards the bases. Ammonia and stimulants, right and good in their way perhaps, in such a case are too slow in their action; the patient is, in fact, more or less slowly, more or less rapidly suffocating. An emetic of twenty-two grains of ipecacuanha in an ounce of water is given; in ten or fifteen minutes, the patient vomits and brings up a huge quantity of that tenacious mucus, and the whole aspect of the case is altered; the distressed countenance is relieved; the breathing is at once quieter; and the patient is able for the first time for the past twenty-four hours to lie moderately low in bed, and to get some sweet refreshing sleep. The patient is, in fact, rescued from the extremest peril, and in this case, and in many similar ones too, I believe, from otherwise most certain death. Of course, in such cases the emetic is not given for its effect on the stomach, but for its collateral effect in mechanically clearing out the enormous amount of secretion which accumulates in the bronchial tubes, and which the patient is otherwise quite incapable of getting quit of; and thus the half-choking, almost asphyxiated, condition is changed for one of com-

parative comfort, and time is gained for the action of other appropriate remedies. No doubt the secretion may, and often will, accumulate again; and I have not hesitated again in bad cases to repeat the same good remedy; but it is a fact, and a very positive one too, that, quite contrary to what those who have had no experience in the plan suppose, the system rallies instead of being more depressed under the action of the remedy; and, in the language of one who had had thirty years' experience in the beneficial effects of ipecacuanha in emetic doses, it is, so administered, "a powerful restorative in some cases of exhaustion and sinking."*

My object is not to write an essay on these remedies, nor even to name all the cases in which they may be useful; such as where certain poisons have been taken, or where it is certain that a mass of hard and non-digested food gives rise to intense cramp and horrible pain in the stomach. In such cases, I have no doubt, any one would use so obvious a remedy, notwithstanding the statement of my friend above alluded to, that he had never in his life given an emetic to an adult. But I would wish to mention the great use of which they are, in the commencement of the treatment of many (perhaps most) cases of delirium tremens; for they often themselves quieten the patient, and even produce, after their immediate effect, sleep; while I firmly

* Higginbottom, *Lancet*, 1845, June.

believe they materially curtail the duration of the disease, and render the effect of the other remedies more speedy and potent. It is consonant with experience and reason, that the absorption of remedies from a well cleaned-out stomach should be more rapid and efficient than when the stomach is full of half-digested food, and the coats covered with a morbid tenacious mucus; and, as a matter of fact, I know that, when opiates given largely have failed to produce the longed-for sleep, a moderate dose has had the desired effect after the free action of an emetic.

There is one form of stomach-affection or derangement, accompanied with much nausea and frequent vomiting, which is relieved, or rather cured, by the action of an emetic, with a rapidity and a certainty which attends no other remedy, or remedies, or plan of treatment whatsoever. A lady, aged 34, moderately stout, not specially unhealthy-looking, but with her complexion far from clear, had been ailing with various symptoms of indigestion for a couple of months; and for that time had been under the care of two medical men. She had considerable pains, of dull, heavy character, both at the epigastrium and between the shoulders, and these had rarely left her during her illness; but the discomfort was notably augmented after food of any kind. The eructations preceding the sickness were often very abundant. She had scarcely any appetite whatever. She had much and constantly recurring

nausea, and, for nearly a month, had *not passed one single day without vomiting*. The sickness often came on suddenly, sometimes after food, but very frequently when no food had been taken. She always brought up more or less of a ropy mucus, and very frequently, especially towards the end of the retching, the ejecta were very acid; often the quantity brought up was very small, though the retching might be long-continued. There had been no hæmatemesis, and the vomited matter had not presented any sarcinous characters. I wish particularly to observe, that both the nausea and her headache, which was one of her very distressing symptoms, were always relieved for a time by the vomiting. This "sick headache," though affecting the whole head, was almost always most acute in one or the other temple, where it occupied the space of a half-crown or crown-piece, and was accompanied by a distressing throbbing of the same part. The various remedies she had taken had entirely failed to influence her condition for good, and, so far as her chief symptoms at least were concerned, had been entirely ineffectual. Not to trouble you with a further detail of symptoms, I may add that, on further examination, I satisfied myself that there was no ulceration of the stomach, nor any other organic disease. The renal functions were practically right; there was no extraneous cause to account for the persistent sickness and the other accompanying symptoms. In fact, this fell into the

category of cases of which I have seen scores, and which are, doubtless, perfectly familiar to every one here present. Well, under these circumstances, I ventured with confidence to promise her that she should be sick only once more—namely, that evening; and that, on that occasion, the sickness would be of my producing. Accordingly, I prescribed for her an emetic of twenty-two grains of ipecacuanha; and directed that she should take nothing whatever after the draught until she had been at least once thoroughly sick. She was then to drink a tumblerful or two of warm water, which would also before long be brought up, and would thus wash out pretty completely the stomach. An hour after that, food, in the form of boiled milk, might be taken. All this was done. A large amount of the ropy mucus and intensely acid secretion, to which I have already referred, was vomited; and, though she remained under my observation for about three weeks, she had *not one single return* of the vomiting. The pain between the shoulders, and that in the head, were removed; and she was practically cured by that single dose.

Now, in these cases, the sickness, I believe, depends upon the stomach secreting a morbid matter, which, on the one hand, causes fermentation of whatever food is put into it; and, on the other, by its irritation of the sympathetic system, causes the reflex headache—paradoxically speaking, the patients may be said not to have a headache, but a

“stomach-ache in the head.” Nature, then, tries to get rid of the irritating secretion, and so causes the patient to vomit. The action is, however, only partially effective; but, for the time, the patient gets notable relief from all the symptoms, only, however, that they may recur again when more of the ferment is secreted by the stomach, and when fresh food is taken. Now, the emetic does thoroughly and efficiently what nature, for perhaps a month past, has been trying to effect; its action is mainly, in the curative point of view, mechanical; the stomach is not only emptied of the morbid secretions it contains, but the gastric follicles are thoroughly squeezed out, and, no more ferment remaining, no more sickness occurs. I have cured a vast number of cases (for, as I have said, they are very common) in this way; the plan is reasonable, and in right cases, it is very sure. It is not an instance of *similia similibus curantur*, as might at first glance appear to be the case, but exactly the reverse; if we acted on that principle, we should give remedies to increase the morbid ferment; but in this we give a remedy which removes the cause, and forthwith the effect ceases. The yeast is thoroughly cleared out of the vat, and new wort being put into it, no longer is the fermentative process set up.

* * * * *

If there be one single remedy which Nature or art has given us, more thoroughly, more widely,

more universally useful than others, it is OPIUM; and I could well fill the time allotted to me by recalling to your memory cases in which it was formerly much more used than now, and modes of its administration which are no longer in fashion, yet which were, withal, good. Dover's powder, comparatively rarely prescribed at present, was at one time almost a popular remedy; and a diaphoretic and sedative dose of it (especially, in some cases, combined with James's powder), taken at bedtime has, times without end, cut short, in their early stages, attacks of catarrh, which, with all their disagreeables, are nowadays allowed to run their course.

There is in the world a great deal of what I am accustomed to call "needless, useless coughing." Where secretion takes place into the bronchial tubes, it *must* sooner or later be brought up; and for this purpose some "necessary" coughing must take place, or the patient will choke. But, both in organic diseases and in slight inflammatory or irritative affections of the air-passages, there is often an immense amount of useless coughing—useless, that is, as regards bringing up any laryngeal or bronchial secretion; and far worse than useless, because it wears out the patient, prevents sleep, and, moreover, increases the condition which gives rise to it, inasmuch as it lets the affected parts have no rest or peace. Now, the effects of opium are both local and general; and if in mucilage of acacia,

or tragacanth, or in glycerine, or with a thick solution of *Confectio rosæ caninæ*, or honey, you give frequently from the one-fortieth to the one-twentieth of a grain of morphia, you not only give a marvellous amount of peace and comfort to your patient, but, where it is remediable, you tend also to cure the disease.¹ The coughing in pertussis may be similarly relieved.

Where there is lividity of the face, blueness of the lips, etc., from bronchitis, or any other cause, extreme care must be had in the use of opium; or it had, perhaps, in most such cases, better not be administered; but there is a form of bronchitis, characterised by special symptoms, into which I cannot now enter, but in which, though the patient has no difficulty in bringing it up, the secretion is very abundant, and produces constant coughing—in these cases, opium, owing to its power of diminishing secretion and allaying the cough, has a very positive and decidedly curative power. And, only to mention one more instance where the use of opium is neglected, I would allude to those terrible cases of cardiac dyspnœa, where rest and sleep for more than a few minutes together are impossible, and where the sufferings of the patient, in conse-

¹ A favourite formula of mine, varied according to circumstances, is liq. morph. acetatis ℥iij; acidi nitrici dil. ℥iiss; oxymellis scillæ ℥vj; mucil. acaciæ ℥iiss; glycerini ℥ij; syr. rhœados ℥ij; aq. cinnam. (vel rosæ) ad ℥vj. M. To take one or two teaspoonsful, five, six, or seven times in the twenty-four hours.

quence, are far more intense than I can attempt to describe. I have seen patients allowed to go on day after day—and, worse still, night after night—in this wretched condition, and without alleviation, when a little opium would, without any danger, have relieved the intense distress, and have given the longed-for rest.

* * * * *

With respect to PURGATIVES, there has not been that extreme variation in practice which has obtained with regard to some other remedies; but I think, notwithstanding, that the fashion of late years has been to neglect them *far too much*, although in one form or another they are, perhaps, the most universally applicable, and certainly amongst the most potent and most useful remedies we possess. The abandonment of their employment is excused, one hears again and again, owing to the fear of their producing “debility.”

Gentlemen, I believe that few words in the English language have produced so much harm as this word “debility.” Debility seems to be the *bête noire* of the present medical world. Men speak of it as if it were an entity, instead of its being, as in fact it is, an effect, a result; and it was often to counteract this state that, a few years ago, stimulants were so wildly given. It is disease which produces debility, and if these purgatives remove the morbid state, they often prove the most strength-giving as well as the most health-giving of remedies.

“Talk about champagne,” said Byron, in one of his letters, “there is nothing which cheers your spirits up like a dose of Epsom salts.” And, in a sense, he was right. Seriously speaking, sulphate of magnesia is one of the best forms of saline aperients, and the old-fashioned stock-medicine of the surgery and of hospitals, the “Mistura alba,” has more cures due to it than will ever be achieved by a dozen of the new-fashioned remedies which have lately inundated the advertising pages of our journals. I say that Epsom salts have gone out of vogue, but a tacit compliment is notwithstanding constantly being paid to them, for people still find out the efficacy of the solutions which contain them, and they take our old friend in a more expensive form under the names of Friedrichshall, Hunyadi János, and Æsculap mineral waters.

I am quite aware of the experiments by which it has been proven, or said to have been proven, that mercurials are not cholagogues. Well, I cannot discuss that matter here; but this I know, that a good dose of calomel or blue pill given in the olden fashion, and followed by some sulphate of magnesia or other good saline purgative in the morning, will bring away copious motions of yellow-green or black matter, such as you do not get otherwise, and one feels after that, light, and buoyant, and bright, and with a head clear for work, a state such as one has not felt in, perhaps, for weeks before: the Melan-choly—the black bile—has been removed.

Another good old-fashioned purgative, but out of fashion now, is Cream of Tartar, one of the best of hydragogues, especially when combined with two or three grains of resin of jalap, and it is a remedy, too (when given in small doses and well diluted), under the name of Imperial Drink, scarcely surpassed by any as a diuretic.

I regret not being able to refer to sundry other remedies of this class, of which I have memoranda before me; but as derangements of the digestive organs, in their various forms, constitute a large proportion of the ailments about which we are consulted in our daily practice, and are the source and root of a multitude of conditions and affections not at first sight associated with them, the field for the proper use of purgatives is extremely wide; and I think it was not wise of the compilers of the present *Pharmacopœia* not to insert in it Abernethy's celebrated Mistura Gentianæ Composita, (which existed in the editions before 1864,) a warm aperient mixture, which contained about one-third part of senna; most useful whether given alone or as the vehicle for other remedies, and which I trust will again appear when the new edition of the *Pharmacopœia*, now about to be commenced, is published.

Finally, I would urge that if, at present, more Aperients and fewer Tonics were given, more and speedier cures would, I am fully persuaded, be effected. "Remove the cause and the effect will cease," and in many cases where it is little sus-

pected, the cause of the varied symptoms lies in the morbid secretions in the *primæ viæ*, which have been, perhaps, long poisoning the system. If these be removed there is, in a vast number of such cases, strength and "spring" enough in the constitution to set all to rights without the aid of anything, or with the aid of but little, in the way of tonics; and in many cases, with the removal of the intestinal irritants, the "weakness" and "debility" rapidly vanish. I do not undervalue the use of tonics in fit and appropriate cases, but I would say "Oh, that men did but know the virtues which reside in three drachms of Epsom Salts!" *

* * * * *

Such fluctuations and such changes take place in opinion and in practice, in beliefs and in actions, that it almost seems as if the result of the experience of ages, instead of being engraven on the rocks, were written on the sands, and that the wave of fashion, sweeping over these, at once obliterates the inscriptions which ought to have been indelible. And so at one time the laws of our country are made absolutely cruel in their harshness, while at

* I consider the "Observations on the Utility and Administration of Purgative Medicines in several Diseases," by JAMES HAMILTON, M.D., one of the most valuable volumes I have in my Library. It is a work now somewhat difficult to procure, but I strongly advise anyone who can, to possess himself of a copy. Mine is the eighth edition, and was published in 1833, by Edward Portwine, Medical Bookseller, Carthusian Street, Charter House Square.

another the sympathy of justice seems rather to protect the transgressors than to defend and justify the injured; and in things connected with religion the oscillations vary by turns from one extreme to the other. And changes scarcely less trenchant, scarcely less astounding, mark from time to time the course of our own good profession. Perhaps fashion, perhaps custom, may have had to do somewhat with the practice of former times as well as of the present; but I cannot believe, I do not believe, that the united testimony of the sages of our profession, for more than 2,000 years, bore witness to one continuous error, to a delusion and a lie. If there be one thing more clearly than another told by the consensus of their experience, it is that, in many cases, BLEEDING IN ONE FORM OR ANOTHER has, more than any other means whatever, the effect of assuaging pain, of modifying the course of diseases and of saving life. And all this I steadfastly believe.

The period of time which I have chosen for my retrospect—the last thirty-five years—pretty nearly bridges over the period from the time when the abstraction of blood was in vogue and doubtless carried to an excess, to the present when the opposite extreme has been reached, and bleeding in all its forms, has (alas! for the welfare of patients) been almost banished from our practice. Much has been said, by way of explaining or extenuating the change, about the type of disease, or the human

constitution having undergone an alteration ; or about our better physiological knowledge in recent times having taught us to look with wiser and better views upon the effects of abstraction of blood. I cannot enter here into the discussion of these questions ; suffice it to say that clear, certain demonstration of the former is still wanting, and that, in my opinion, the definite teaching of both physiology and pathology demonstrates most unmistakably the reasonableness, in certain cases, of withdrawing blood from parts turgid from inflammation or distended from congestion. I much fear that the result is rather due to an unreasoning reaction from the over-bleeding of former times, and to the weak tendency of the human mind to run in grooves, and to the weaker tendency still of people to do as others do, and to follow what has become the fashion, without halting to ask themselves seriously whether a thing be right or reasonable, just or true.

It is impossible to enter statistically into the proof of the decrease of blood-letting from the arm ; but every medical man who has practised for the last thirty or forty years, can tell that formerly it was a practice constantly used, and every one knows that now it is one of the rarest of remedies. Formerly there was no hospital without its Cupper, and he came every day to carry out the orders left by the physician or surgeon during the daily visits, and I doubt if now there be a cupper attached to any one of the London hospitals ; while the name

is now no more found in the *Post Office Directory*, than is that of the Dodo or the Ichthyosaurus.

With respect to blood-abstraction by leeches, it is much more possible to get at definite knowledge; and, by the courtesy of the secretaries of the great London hospitals, at all of which I have made inquiries, I have got some very curious and interesting information, which I have tabulated. (See Table II.) Taking round numbers in the several tenth years, from 1842 to 1882, the amount expended in leeches at St. George's was, £141, £38, £5, £2 14s., and £2 13s. 6d.; at University College, £27, £26, £10, £1 8s., and £1 17s.; at Westminster, £35, £25, £10, £2 11s., and 13s. 3d.; while at the London Hospital, in 1839, the leeches cost no less than £495, with a sudden drop in 1842 to £180, and in the successive tenth years, £34, £26, £5 10s., and £7 12s. The price of leeches of course varied, but roughly speaking they may be considered to have cost the hospitals about one penny each, so that the number used may be approximately calculated. As regards the hospitals I have, however, been kindly informed in some cases as to the actual number of leeches used. At St. George's they reached 21,800 in 1832, 19,600 in 1842, 4,050 in 1852, and 1,360, 500, and last year 754; at University College Hospital they were 8,000 in 1852, then 2,000, 300, and 400 in 1882. In St. Thomas's Hospital there were used in 1842, 21,000 leeches; 1852, 12,000; in 1862, 2,550; while in 1872 and 1882 respectively,

only 450 and 800 were employed. At St. Bartholomew's in 1832 the leeches used were no less than 97,300; in 1842, 48,100; in 1852, 27,300; in 1862, 6,200; and in 1872 and 1882 (with a somewhat larger number of beds) only 1,000 and 1,700 respectively. And the returns with which I have been favoured by leech importers and by the leading chemists of London, all tell the same tale: for instance, a most distinguished private firm tells me that the numbers sold by them every tenth year, from 1814 to 1864, were 1,023, 2,830, 2,982, 2,998, 1,430, and 214 in 1864; since then they have not thought it worth while to keep an account of their leech sale, and they believe that last year they only sold about fifty. And all this, remember, notwithstanding that the population of London has enormously augmented, that the beds in the hospitals have been very largely increased in number, and that the general business of the chemist has greatly extended.

I beg you will not for one moment think that I advocate a recurrence to the former almost indiscriminate use of bleeding, or of any of the remedies which I am bringing under your notice. I think, indeed, that it is mainly their former extravagant and injudicious employment which brought them into disrepute. But the abuse of a thing is no argument against its use. It is but a truism to state that in order to employ *any* remedy rightly, a clear and accurate diagnosis as to the true nature and

pathology of the case in which it is to be employed must first be made. This is the only sure foundation of any treatment whatever, and nothing can compensate for the want of knowledge, of diagnostic power, and of judiciousness in the selection of remedies, without being influenced by the caprice, the custom, and the fashion of the period; and if we bring these qualities to bear on our cases, we shall, if I mistake not, look with more favor than of late upon blood-letting in some of its forms, and find it to be one of our most potent means of combating some of the most serious conditions which we meet with in practice—a remedy of vast good when rightly used, and one to neglect which entirely is, I hold, to deprive your patients in certain cases of the only chance of recovery.

There is no doubt whatever that in former times, blood-letting being used too indiscriminately, harm was sometimes done. But the harmful effect of even repeated bleedings was much less than, judging the matter theoretically, could have been expected, or than, with the prejudices of the present day against the system, will be readily believed. In fact, numberless experiments, so to speak, were constantly being tried in order to show (or, at any rate, which *did* show) at least the immunity with which repeated blood-lettings could be borne. Persons were in the habit, especially in some parts of the country, of being bled year after year to considerable amounts; and not only were no injurious

effects observable, but the people (and, in such matters, their feelings count at least for something) declared that they felt better, were stronger, and worked better after the blood-lettings than before them. I think, therefore, we ought to pause before rushing to the conclusion that the disuse of bleeding in its various forms, has been the result of philosophically observed and well ascertained proofs of its injuriousness. I fear we must attribute the change of practice to causes far less creditable—to that oscillation from one extreme to the other in things medical, as well as in other things, to which I have a moment ago referred. Individual examples almost always produce a more definite and trenchant impression than do general statements; and I beg, therefore, to give you an illustration of what I am saying, which will, I am certain, interest you. As we are all friends here, let me introduce to you, gentlemen,—at least, to those of you who have not already the pleasure of his personal acquaintance—my good friend Mr. R. H., who has done me the honor of coming to hear what I have to say to-day. I am permitted to tell you that he has turned his threescore years and ten, and you see what a fine, handsome, and hale specimen of humanity he is! He is a good example, if not of the judiciousness of former practice, at any rate of the endurance of human beings under extensive and repeated bleedings, and (I need not say) of the survival of the fittest. After violent exertion in the early morning,

one day in the summer of 1829, he had a fit, and fell suddenly off his chair while at breakfast, exhibiting slight spasmodic action of the muscles during the day; for this he was that day bled three times (that is, the bandages were removed), and twenty-four leeches were applied; on the next day (Sunday) he was bled twice; on the Monday twice; on Tuesday once, with the addition of twelve leeches; and on the Thursday once. Soon after his recovery, he was sent to his home in the country, where, on September 18th, he was bled to thirty ounces; on the 19th, he had another bleeding and twelve leeches; and the blood-letting was repeated on the 20th and 21st. Thus he was bled nine times, and had thirty-six leeches applied within six days; then, a short time afterwards, he had four bleedings on four consecutive days, and twelve leeches. A month subsequently (in the October) he was sent down to the house of a surgeon in Essex, and there, in three successive days, was bled altogether four times and had twelve leeches. In March of the following year, 1830, he went to Edinburgh, and in the month of August he was again attacked under somewhat similar circumstances, with very similar symptoms, and, moreover, with absolutely similar treatment; for on the 30th he was bled twice, and once daily on each of the six following days; and, adds our friend, "during that year I was bled occasionally, but do not think I have been bled once since the commencement of 1831." Twenty-five bleedings

(without counting the "occasional" ones subsequently, or reckoning the four dozen leeches) in the short period I have named, testify to a wonderful promptness and "activity" of practice; and, whatever we may think of the treatment itself, the fact that our friend has since remained strong, vigorous and active, has enjoyed sport, and has gone through a long life of the fatigues of general practice—these things, I say, enforce what I stated a few moments ago, that blood-letting does not necessarily, even when used to extreme amounts, produce the "weakness," the "debility," or the "prostration" attributed to it without evidence by the timid do-nothing views of the present day. I neither counsel, nor defend, nor approve of such wholesale blood-letting as that to which I have referred; but I earnestly beg you to take to heart the lesson which it helps to teach, and to see that the loss of blood does not of *necessity* produce injury, but may, as I am certain it does, in right cases, do immense good. Every one whom I address can, I doubt not, easily call to mind other proofs of the little permanent damage caused by, and of the remarkable and rapid way in which the system often recovers from, even very large losses of blood; for I suppose we have all seen cases of Hæmorrhage—uterine hæmorrhage for example—where the patients have been not only blanched but in fact placed in imminent danger of fatal syncope in consequence of the immense loss of blood, and yet where, after a com-

paratively short time, the rosy color of the cheeks has returned and the patient has become as strong and as hearty as ever.

* * * * *

The names given to diseases convey, unfortunately, but a very small amount of information relative to their precise character, their gravity, and the treatment best suited to them; and in Pneumonia, for example, we have a disease which, according to its variety, the constitution of the patient, the stage at which we see it and its complications, may require most different, and apparently opposite, modes of treatment. But in the strong plethoric individual, where the attack comes on suddenly, where the breathing is intensely oppressed, the circulation greatly embarrassed, the pulse hard and full, I believe that a bleeding in the early stage is of high value. In some cases it appears to diminish the duration of the attack, and without a shadow of doubt it gives immense relief to the patient, whose breathing is thereby rendered comparatively free, the pulse becomes fuller and softer, and the pyrexia is diminished.

In very acute Pleurisy too, when occurring in similar subjects, the abstraction of blood is often speedily followed by immense relief to the dyspnœa, and to the agonising pain; and I have seen such relief occur, accompanied with the most grateful expressions from the patient, while yet the blood was flowing from the vein.

In these cases the abstraction of blood is founded, I believe, on true physiological principles, and it is often highly useful. But there is another class of cases in which the Right Heart is engorged with Blood, and in which the only hope of rescuing the patient from death is by bleeding. A man of middle age (I again draw from nature) has considerable chronic bronchitis, with some congestion of the lungs, and, like many other unwise persons, he goes to a southern watering place, instead of remaining in his room and in a uniform temperature. Becoming worse, he determines to return home, and travels on a cold spring day; his dyspnoea is so much worse on the journey, that his friend and the fellow-passengers doubt whether he will arrive home alive; and when his carriage meets him, it is with the greatest difficulty he is conveyed to his house, and got into his drawing room. You are at once sent for, the message being that the patient is dying, and when you arrive you find that that is the fact. He is sitting in a chair (to lie down is impossible for him), his face is blue and swollen, his lips purple, the eyes suffused and staring; his heavy gasping breathing you have only too distinctly heard and recognised as you ascended the stairs, and when you see him you find his chest heaving, and each short gasping inspiration followed by a long wheezing and moaning expiration; his lungs are full of moist, sonorous, and mucous and submucous rhonchi, and scarcely a trace of vesicular

respiration is to be heard; and he is pulseless. He looks to you beseechingly, and gasps out, in scarcely articulate words, that he is dying. This is but too true. Now, the treatment for such a condition at the present day is "to pour in stimulants" (though the patient can scarcely swallow). Brandy and water are given, and ammonia, and perhaps ether; then, if the patient live long enough to have them made, mustard poultices are applied to the chest, and to the calves, and to the feet, and the patient is fanned, and—the patient dies. Something has been done; but that which true pathology—and, indeed, common sense, unshackled by prejudice, custom and fashion—would dictate, has been left undone. Appearances have been saved, but not the patient's life.

The fact is, that here the danger lay in the right side of the heart being gorged with blood, so that it was impossible for its stretched and distended walls to contract and to propel forwards the thick and blackened blood. Oh, as you value your patient's life, as you value the blessed consciousness of being a minister who has done everything possible for his welfare, let me beg of you not to be contented with the futile treatment of to-day; relieve that poor oppressed distended heart, and all may be well! Open one of those veins which are, with every systole of the heart, tending to carry more and more blood to this already distended right ventricle, and all may yet be well with your patient!

Sometimes this blood-letting, in extreme cases, is no easy matter; it may be necessary, before you can effectually open the vein, to place the patient's arm in warm water, so as sufficiently to distend the vein; and even when the ligature has been efficiently applied, and the vein well opened, you may have to press, and squeeze, and rub upwards the arm before a drop of the thick and tarry blood will flow. But, when it *does* flow at length freely, oh, what a marvellous change may you see take place! —the breathing becomes quieter, deeper, and less noisy, the haggard face resumes the appearance of tranquillity, the blueness of the skin is replaced by a more natural tint, the pulse becomes more and more distinct, and, in a word, the choked up heart is set free. This is no fancy picture. Every word is simple truth, and I appeal for confirmation to the memory of every senior member present who recollects the experience of his earlier days, and who can also probably tell you that the after-progress of such cases was sometimes almost miraculously rapid, so that in a few days even the patients might become convalescent. The younger members of our Association lack not the courage to do right when they know what right is; and I trust that I shall live to see many of them put on record graphic results of a kind which I have been able only briefly to sketch out.

I must pass over other diseases and conditions in which some form of bleeding is useful, just

naming the General Plethoric Condition of the system about which we are sometimes consulted, and which has only threatened, but not as yet produced, any definite disease. I must pass these over, I say, to refer to a group of diseases in which this remedy is often of the highest good, if the symptoms be rightly interpreted, but in which, if they be wrongly read, bleeding will, to a certainty, aggravate the conditions, and yet in which the diagnosis is sometimes exceedingly difficult; I allude to the large class of Affections of the Head.

There is not a shadow of doubt that "coma, convulsions, and paralysis may all occur independently (as Dr. Todd says¹) of hyperæmia or inflammation;" and if brain irritation be mistaken for an inflammatory condition of that organ, and blood be abstracted in consequence, no doubt a grave error will have been committed, and a grave injury done to the patient. And the same is the case if a congestive condition be ignored when it really exists; a grave injustice is done to the patient, and suffering is allowed to continue which in all conscience ought to have been removed. Quite recently, a patient of mine, in giving a history of his case, said that, for two consecutive years, he was subject to most distressing headaches, which were frequently so overwhelming, notwithstanding the supposed best treatment, as to render him quite incapable of attending to his business. At the end of that time,

¹ *Clinical Lectures*, second edition, 1861, p. 322.

he was cupped at the nape of the neck freely; "and," said he, "from that day, and it is now eighteen years ago, I have never known what a headache is."

Nature, indeed, seems to me in this, as in some other things, occasionally to point out what is the best mode of relief; and I think she speaks in unmistakable language when, by a copious epistaxis, she efficiently relieves the congested turgid face, the beating temples, the dull heavy headache, the sleepiness, the confusion of thought and other symptoms, which, in a plethoric individual, betoken, if they are not relieved, serious danger, or perhaps an apoplectic attack. Let us not neglect her lesson!

But there are some cases which are on the very Border-land of Doubt, and concerning which those who are fully alive to the value of leeches may hesitate and differ. A girl aged fourteen—healthy, bright, but of somewhat nervous temperament—overworked herself with lessons at school, and with lessons at home, which she had no need to do. After being somewhat ailing for a few days, during which she made little or no complaint, but continued her school duties, she came home one afternoon, about the middle of November last, with extremely severe, oppressive, dull, heavy pain, occupying the whole head, but especially severe over the brows, and along a line corresponding with the base of the brain. The temperature was but slightly raised, but the pulse was notably quickened. She was

somewhat excited; grasped her head with her hands, and declared that it would burst. Yet there was no great throbbing of the temporal arteries; the eyes were not at all suffused; and the face was but little flushed. I looked upon the case as one of considerable cerebral congestion, rather passive than active, and certainly not acute, from over mental work, and the anxiety dependent upon a school-girl's desire to excel. She was put to bed; evaporating lotion was applied to the head, and salines and aperients were given. No improvement occurred, and the pain continued without the slightest intermission; and, therefore, a few days later (on November 17th), I ordered four or five leeches to one of the temples, but, unfortunately, only two of them took. A slight, but only slight, relief to the headache was given, but at any rate it was the first the girl had experienced. Seven days after, I applied four leeches to the other temple; these bled very freely, and from that time the patient lost the vertex headache, and she was able to leave her bed; but the pain along the base of the brain continued without a day's intermission. During the ensuing thirteen weeks, she was kept away from school and from all head work, and she was seen by three most distinguished Fellows of the College of Physicians, to each of whom the particulars of the case, and what had been done, were detailed; not one of them thought a further application of leeches desirable; they might have been all very well, they said, when

I prescribed them, but each one said he should not like to advise their further use. Bromide of potassium, and, subsequently, bromide of ammonium and several other remedies were ordered, and notably the frequent steeping of the arms and feet in hot mustard and water, besides other forms of counter-irritation. The plans were faithfully carried out for the thirteen long weeks which I have mentioned, and for all that long time was the headache absolutely persistent; whenever the girl was awake, there was her heavy headache. At the end of this time, I determined to act on and to carry out completely my own views. On February 17th, therefore, five leeches were again applied to one of the temples, and, some while after, the same number was repeated. The first of these applications gave the first relief the patient had to the coronet of pain which had so long been her persistent companion; but, though greatly relieved, it was not cured. The second of these applications (the fourth of the series) entirely removed it; and the girl, once more bright and cheerful, returned to school, and has not since been an hour absent from her duties.

It is precisely the passive condition of the congestion in this case—the absence, that is, of acute symptoms—and the further fact, that the girl was of anything rather than of a plethoric temperament, which gave force, and point, and interest to the plan of treatment which proved successful. Had the symptoms indicated any more acute action going on

within the encephalon, my excellent *confrères* would doubtless have concurred in the abstraction of blood, but nothing of that kind existed; and yet here, four times only, during the long period of continuous headache, did the girl get any notable relief; and, in each of the four times, it was after the application of leeches—the last of these occasions effecting a complete cure. I verily believe that, had I boldly carried out my own views earlier, much pain would have been prevented, and the duration of the disease would have been, some weeks before, cut short.

It is impossible for me, in this place, to attempt to discriminate in detail the various head-affections in which the abstraction of blood may be useful, nor may I even stop to enumerate them; all I can do is to draw a few broad outlines. I have just sketched a case of one form:—but did you ever see the flushed face, the wild and glistening eye, the knitted brow of simple acute Meningitis? Did you ever hear the piercing delirious cry ringing through the house, caused by the unutterable pain and agony of that disease? And have you seen, as a score of leeches have gradually drawn away the blood, a calm tranquillity gradually stealing over the face, and the drooping eyelids gently closing over the recently staring and throbbing eyeballs? Have you heard the wild cry, as the blood is being drawn from the burning brain, subsiding first into a gentle moan, and then into a series of still gentler sighs, ere the leeches have dropped off the temples? If

so, you have heard music far sweeter than musician ever dreamt of, and, standing at the bedside, you must have said, as I have done, "Thank God for His great blessing in having given us leeches!"

* * * * *

Had time permitted I should like to have said something about the value of BLISTERS, either simple or with the addition of Savine Ointment Dressings; but you must at any rate allow me just to remind you of another of my friends greatly neglected of late—somewhat of a relation to one to which I have previously referred. In this case there is no question as to removing blood from the body; but we have in it—in DRY-CUPPING—one of the most rapid and powerful means of removing somewhat deep-seated congestions and hyperæmia, and of alleviating or curing certain pains and conditions which are far less efficiently treated by liniments, and by other forms of counter-irritation. In cases of head-congestion, with dull heavy pain and vertigo, where other remedies have failed, and where yet you do not think the abstraction of blood either desirable or requisite, dry-cupping to the nape of the neck will not unfrequently give great and immediate, but also permanent relief. The stitch of slight pleurisy is likewise relieved by it, and pleurodynia and certain allied pains; and especially sciatica. But its effect in some cases of lumbago is really striking. With that looseness of language which is, as I have said, so common


amongst us, one constantly hears lumbago spoken of as a "rheumatic" affection. Rheumatism may doubtless affect the lumbar muscles; but that ordinary attacks of lumbago, or the similar pains which affect the interscapular and other muscles, have anything to do with rheumatism properly so called, I beg to deny. It does not occur at all frequently, or specially, in those who suffer from true rheumatism; it often occurs in those who never had an attack of general rheumatism, or even a pain in a single joint; it is not associated with any derangement of the urinary secretion; its onslaught generally, and its cessation often, are utterly unlike those of rheumatism, for the latter usually comes on and ceases slowly, while the onset of lumbago is frequently instantaneous, as from an awkward position or strain, etc., and its termination is occasionally almost as rapid; and, finally, dry-cupping will sometimes cure lumbago as by magic, while it would have a sorry chance, I fear, against rheumatism. A man, for instance, previously feeling perfectly well, is seized, while pulling on his boot, with a pain, which grips him across the loins like the clutch of a tiger's paw; to stand up or to move one iota from his chair, becomes an instant impossibility; the pain, liniments and frictions and hot baths notwithstanding, may thenceforwards last, though modified, for days or more. Hot-ironing the part is an excellent remedy; but dry-cupping over the affected muscles sometimes achieves a miracle —

the patient can forthwith get up, march, and attend to his work.

* * * * *

Gentlemen, I have finished. I have left unsaid many things I wished to say, and have said far more imperfectly than I intended many of the things to which I have alluded. I do not like to have to make apologies for shortcomings of this kind, because I hold that, whatever one undertakes, one ought to find time and opportunity to accomplish ; but I may be perhaps permitted to say that most important matters, altogether unexpected, and altogether beyond my control, have of late perforce occupied my time, especially during the past week or two, and I have not had even spare minutes to revise this address as I should have wished ; and I regret this the more, because the imperfections in my mode of bringing these subjects before you may have marred the impressions which I desired to produce. When the tide of opinion runs strongly in any given direction, it requires some moral courage to appear in public and boldly to oppose it, especially when that opinion is supported by men of profound thought and great power of mind. But deep conviction engenders boldness. I have survived the period when I was considered unorthodox in practising without giving, and in speaking and lecturing against the administration of, stimulants, in almost every form of disease, and in almost every case one met with. My convictions are not

less strong as regards the advantages to be derived from the right and judicious use of the remedies to which I have been referring, than they were with respect to the evil produced by the indiscriminate use of alcohol; and, entertaining vividly these convictions, I should be unworthy of the position with which you have honored me, if I had hesitated to express and to enforce them. It is for you, gentlemen, to consider the suggestions I have made; to cull out what may appear reasonable; to put them to the test of experience; to alter and modify your conclusions accordingly, and so to guide your practice: and if, as I trust, at least some slight modification of treatment may ensue from the words I have spoken here, tending to relieve pain, to shorten the course of disease, or perhaps to prolong life, I feel that, even when I have passed away, I may still be, in a sense, a fellow-worker with you in the cause of humanity: and once more I thank you most sincerely for having been given, by your kindness, the opportunity of expressing my views from the high and dignified position of your Presidential Chair.



TABLE

Metropolitan Clinical Hospitals: C of

Year.	BARTHOLOMEW'S.					GUY'S.					LONDON.					MIDDLESEX.				
	Beds.	Beer.	Wine and Spirits.	Total.	Milk.	Beds.	Beer.	Wine and Spirits.	Total.	Milk.	In-patients.	Beer.	Wine and Spirits.	Total.	Milk.	Beds.	Beer.	Wine and Spirits.	Total.	Milk.
1832	500	£ 278	£ 234	£ 513	..	400	£ 1039	£ ..	£ ..	£ 228	2511	£ 406	..	£ 76	£ 235	£ 311	£ 269
1842	550	262	335	598	759	410	811	138	3300	411	..	210	172	382	327
1852	600	432	496	929	684	430	841	236	4246	426	..	251	215	400	335
1862	650	706	1231	1938	967	494	827	889	1716	459	4164	496	310	341	550	891	319
1872	670	752	1446	2198	1214	556	871	752	1623	841	5392	1370	310	512	413	925	510
1882	670	385	953	1339	2012	453	320	447	767	1488	7171	2427	310	322	353	675	1064

Charing Cross Hospital.—No reply to enquiries.

King's College Hospital.—As Dr. Todd, whose writings had so much influenced the physician to this hospital, it would have been very interesting to have seen his writings. The Secretary, however, writes, "I much regret I have not seen them." For the sake of greater clearness, the cost in pounds and pence also; these being considered in making the table.

TABLE I.

of Alcoholic Drinks and Milk Consumed.

ST. GEORGE'S.				ST. MARY'S.					ST. THOMAS'S.					UNIV. COLLEGE.					WESTMINSTER.					
Beer.	Wine and Spirits.	Total.	Milk.	Beds.	Beer.	Wine and Spirits.	Total.	Milk.	Beds.	Beer.	Wine and Spirits.	Total.	Milk.	Beds.	Beer.	Wine and Spirits.	Total.	Milk.	Beds.	Beer.	Wine and Spirits.	Total.	Milk.	
£	£	£	£	..	£	£	£	£	..	£	£	£	£	..	£	£	£	£	£	£	£	£	£	
372	337	709	301	87	99	48	126	
381	200	581	337	130	148	64	213	151	..	140	148	42	190	122
576	210	786	269	50	165	130	295	162	380	..	531	140	163	103	266	103	140	160	208	368	110	
617	557	1174	424	150	471	335	806	364	567	..	590	140	243	305	548	325	160	207	432	639	169	
594	481	1076	686	165	364	609	973	298	845	..	982	160	245	390	636	388	147	176	367	543	300	
473	608	1081	1073	200	228	329	557	716	756	..	1366	203	187	277	464	706	165	70	137	207	736	
				This Hospital was founded in 1851.										This Hospital was not opened until Nov. 1st, 1834.										

REMARKS.

influence in augmenting the employment of alcohol in disease, was
 attempting to obtain the statistics of alcohol used in it at different periods.
 "I do not think I can give you the information you desire."
 The information is given, though the reports sent to me usually gave the shillings
 and pence, which, will account for two or three apparent discrepancies.






TABLE
Metropolitan Clinical Ho

Year.	BARTHOLOMEW'S.			GUY'S.			LONDON.			MIDDLESEX.		
	Beds, No. of	Leeches.		Beds, No. of	Leeches.		In-patients, No. of	Leeches.		Beds, No. of	Leeches.	
		Number.	Cost.		Number.	Cost.		Number.	Cost.		Number.	Cost.
1832	500	97,300	£ s. d. 237 17 0	400	2511	..	£ s. d. 175 12 0
1842	550	48,100	184 13 6	410	3300	..	495 12 0 180 7 10
1852	600	27,300	139 19 6	430	..	27 16 9	4246	..	34 14 0	37 14 6
1862	650	6,200	17 2 0	494	..	5 18 0	4164	..	26 3 0	310	..	6 4 6
1872	670	1,000	3 16 0	556	..	1 12 0	5392	..	5 10 6	310	..	2 4 6
1882	670	1,700	5 19 0	453	..	2 9 0	7171	..	7 12 0	310	..	2 17 0

Charing Cross Hospital.—No reply to enquiries

King's College Hospital.—The Secretary writes; "I am quite able to give you the information you require, but it is the case that within about the last year, the time

TABLE II.

Hospitals: Leeches used.

GEORGE'S.		ST. MARY'S.		ST. THOMAS'S.		UNIV. COLLEGE.		WESTMINSTER.		
Leeches.		Beds, No. of	Leeches.		Beds, No. of	Leeches.		Beds, No. of	Leeches.	
Number.	Cost.		Number.	Cost.		Number.	Cost.		Number.	Cost.
	£ s. d.		£ s. d.		£ s. d.		£ s. d.		£ s. d.	
800	112 10 0	87	..	
600	141 10 0	21,000	111 10 0	140	27 12 0	136	..	
050	38 11 8	50	26 10 0	12,000	62 10 0	140	8,000 26 9 0	140	..	
360	5 4 0	150	17 16 10	2,550	10 4 0	140	2,000 9 18 0	160	..	
500	2 14 0	165	6 11 8	450	1 16 0	160	300 1 8 0	147	..	
754	2 13 6	200	2 9 6	800	3 4 0	203	400 1 17 0	165	..	
		This Hospital was not opened until after 1842.				This Hospital was not opened until 1834.				

REMARKS.

to give you any statistics about the quantity of leeches used here; sometimes as many have been used as in the previous year."



Catalogue B]

London, 11, New Burlington Street
October, 1883

SELECTION

FROM

J. & A. CHURCHILL'S GENERAL CATALOGUE

COMPRISING

ALL RECENT WORKS PUBLISHED BY THEM

ON THE

ART AND SCIENCE OF MEDICINE



N.B.—As far as possible, this List is arranged in the order in which medical study is usually pursued

J. & A. CHURCHILL publish for the following Institutions
and Public Bodies :—

H.M. STATIONERY OFFICE.

VIVISECTION FORMS AND CERTIFICATES.

A to F (6 at $\frac{1}{2}$ d. each). Application for Licence, $\frac{1}{2}$ d.

ROYAL COLLEGE OF SURGEONS.

CATALOGUES OF THE MUSEUM.

Twenty separate Catalogues (List and Prices can be obtained of J. & A. CHURCHILL).

GUY'S HOSPITAL.

REPORTS BY THE MEDICAL AND SURGICAL STAFF.

Vol. XXVI., Third Series, (1883). Price. 7s. 6d.

LONDON HOSPITAL.

PHARMACOPŒIA OF THE HOSPITAL. 3s.

CLINICAL LECTURES AND REPORTS BY THE MEDICAL AND
SURGICAL STAFF. Vols. I. to IV., 7s. 6d. each.

ST. BARTHOLOMEW'S HOSPITAL.

CATALOGUE OF THE ANATOMICAL AND PATHOLOGICAL
MUSEUM. Vol. I.—Pathology. 15s.

ST. GEORGE'S HOSPITAL.

REPORTS BY THE MEDICAL AND SURGICAL STAFF.

The last Volume (X.) was issued in 1880. Price 7s. 6d.

CATALOGUE OF THE PATHOLOGICAL MUSEUM 15s.

SUPPLEMENTARY CATALOGUE (1882). 5s.

ST. THOMAS'S HOSPITAL.

REPORTS BY THE MEDICAL AND SURGICAL STAFF.

Annually. Vol. XI., New Series (1882). 7s. 6d.

ROYAL LONDON OPHTHALMIC HOSPITAL.

REPORTS BY THE MEDICAL AND SURGICAL STAFF.

Occasionally. Vol. X., Part III. (August, 1882). 5s.

MEDICO-PSYCHOLOGICAL ASSOCIATION.

JOURNAL OF MENTAL SCIENCE.

Quarterly. Price 3s. 6d. each, or 14s. per annum.

PHARMACEUTICAL SOCIETY OF GREAT BRITAIN.

PHARMACEUTICAL JOURNAL AND TRANSACTIONS.

Each Week. Price 4d. each, or 20s. per annum, post free.

BRITISH PHARMACEUTICAL CONFERENCE.

YEAR BOOK OF PHARMACY.

In December. Price 10s.

BRITISH DENTAL ASSOCIATION.

JOURNAL OF THE ASSOCIATION AND MONTHLY REVIEW
OF DENTAL SURGERY.

On the 15th of each Month. Price 6d., or 13s. per annum, post free.

A SELECTION

FROM

J. & A. CHURCHILL'S GENERAL CATALOGUE,

COMPRISING

ALL RECENT WORKS PUBLISHED BY THEM ON THE
ART AND SCIENCE OF MEDICINE.

N.B.—*J. & A. Churchill's Descriptive List of Works on Chemistry, Materia Medica, Pharmacy, Botany, Photography, Zoology, the Microscope, and other Branches of Science, can be had on application.*

Practical Anatomy:

A Manual of Dissections. By CHRISTOPHER HEATH, Surgeon to University College Hospital. Fifth Edition. Crown 8vo, with 24 Coloured Plates and 269 Engravings, 15s.

Wilson's Anatomist's Vade-Mecum. Tenth Edition. By GEORGE BUCHANAN, Professor of Clinical Surgery in the University of Glasgow; and HENRY E. CLARK, M.R.C.S., Lecturer on Anatomy at the Glasgow Royal Infirmary School of Medicine. Crown 8vo, with 450 Engravings (including 26 Coloured Plates), 18s.

Braune's Atlas of Topographical Anatomy, after Plane Sections of Frozen Bodies. Translated by EDWARD BELLAMY, Surgeon to, and Lecturer on Anatomy, &c., at, Charing Cross Hospital. Large Imp. 8vo, with 34 Photolithographic Plates and 46 Woodcuts, 40s.

An Atlas of Human Anatomy. By RICKMAN J. GODLEE, M.S., F.R.C.S., Assistant Surgeon and Senior Demonstrator of Anatomy, University College Hospital. With 48 Imp. 4to Plates (112 figures), and a volume of Explanatory Text, 8vo, £4 14s. 6d.

Surgical Anatomy:

A Series of Dissections, illustrating the Principal Regions of the Human Body. By JOSEPH MACLISE. Second Edition. 52 folio Plates and Text. Cloth, £3 12s.

Medical Anatomy.

By FRANCIS SIBSON, M.D., F.R.C.P., F.R.S. Imp. folio, with 21 Coloured Plates, cloth, 42s., half-morocco, 50s.

Anatomy of the Joints of Man.

By HENRY MORRIS, Surgeon to, and Lecturer on Anatomy and Practical Surgery at, the Middlesex Hospital. 8vo, with 44 Lithographic Plates (several being coloured) and 13 Wood Engravings, 16s.

Manual of the Dissection of the

Human Body. By LUTHER HOLDEN, Consulting Surgeon to St. Bartholomew's and the Foundling Hospitals, and JOHN LANGTON, F.R.C.S., Surgeon and Lecturer on Anatomy at St. Bartholomew's Hospital. Fourth Edition. 8vo, with 170 Engravings, 16s.

By the same Author.

Human Osteology:

Sixth Edition, edited by the Author and JAMES SHUTER, F.R.C.S., M.A., M.B., Assistant Surgeon to St. Bartholomew's Hospital. 8vo, with 61 Lithographic Plates and 89 Engravings. 16s.

Also.

Landmarks, Medical and Surgical. Third Edition. 8vo, 3s. 6d.

The Student's Guide to Surgical

Anatomy: An Introduction to Operative Surgery. By EDWARD BELLAMY, F.R.C.S. and Member of the Board of Examiners. Fcap. 8vo, with 76 Engravings, 7s.

The Student's Guide to Human

Osteology. By WILLIAM WARWICK WAGSTAFFE, late Assistant Surgeon to St. Thomas's Hospital. Fcap. 8vo, with 23 Plates and 66 Engravings, 10s. 6d.

The Anatomical Remembrancer; or, Complete Pocket Anatomist. Eighth Edition. 32mo, 3s. 6d.

Diagrams of the Nerves of the Human Body, exhibiting their Origin, Divisions, and Connections, with their Distribution to the Various Regions of the Cutaneous Surface, and to all the Muscles. By W. H. FLOWER, F.R.S., Fell., and Hunterian Professor of Comparative Anatomy, R.C.S. Third Edition, with 6 Plates. Royal 4to, 12s.

Atlas of Pathological Anatomy. By Dr. LANCEREAUX. Translated by W. S. GREENFIELD, M.D., Professor of Pathology in the University of Edinburgh. Imp. 8vo, with 70 Coloured Plates, £5 5s.

A Manual of Pathological Anatomy. By C. HANDFIELD JONES, M.B., F.R.S.; and E. H. SIEVEKING, M.D., F.R.C.P. Edited by J. F. PAYNE, M.D., F.R.C.P., Lecturer on General Pathology at St. Thomas's Hospital. Second Edition. Crown 8vo, with 195 Engravings, 16s.

Lectures on Pathological Anatomy. By S. WILKS, M.D., F.R.S.; and W. MOXON, M.D., Physician to Guy's Hospital. Second Edition. 8vo, Plates, 18s.

Post-Mortem Examinations: A Description and Explanation of the Method of performing them, with especial reference to Medico-Legal Practice. By Prof. VIRCHOW. Translated by Dr. T. P. SMITH. Second Edition. Fcap. 8vo, with 4 Plates, 3s. 6d.

The Human Brain: Histological and Coarse Methods of Research. A Manual for Students and Asylum Medical Officers. By W. BEVAN LEWIS, L.R.C.P. Lond., Deputy Medical Superintendent to the West Riding Lunatic Asylum. 8vo, with Wood Engravings and Photographs, 8s.

Principles of Human Physiology. By W. B. CARPENTER, C.B., M.D., F.R.S. Ninth Edition. By HENRY POWER, M.B., F.R.C.S. 8vo, with 3 Steel Plates and 377 Wood Engravings, 31s. 6d.

Sanderson's Handbook for the Physiological Laboratory. By E. KLEIN, M.D., F.R.S.; J. BURDON-SANDERSON, M.D., F.R.S.; MICHAEL FOSTER, M.D., F.R.S.; and T. LAUDER BRUNTON, M.D., F.R.S. 8vo, with 123 Plates, 24s.

Histology and Histo-Chemistry of Man. By HEINRICH FREY, Professor of Medicine in Zurich. Translated by ARTHUR E. J. BARKER, Assistant-Surgeon to University College Hospital. 8vo, with 608 Engravings, 21s.

A Treatise on Human Physiology. By JOHN C. DALTON, M.D. Seventh Edition. 8vo, with 252 Engravings, 20s.

Text-Book of Physiology. By J. FULTON, M.D., Professor of Physiology, &c., in Trinity Medical College, Toronto. Second Edition. 8vo, with 152 Engravings, 15s.

The Law of Sex. By G. B. STARKWEATHER, F.R.G.S. With 40 Illustrative Portraits. 8vo, 16s.

The Marriage of Near Kin, Considered with respect to the Laws of Nations, Results of Experience, and the Teachings of Biology. By ALFRED H. HUTH. 8vo, 14s.

Medical Jurisprudence: Its Principles and Practice. By ALFRED S. TAYLOR, M.D., F.R.C.P., F.R.S. Third Edition, by THOMAS STEVENSON, M.D., F.R.C.P., Lecturer on Medical Jurisprudence at Guy's Hospital. 2 vols. 8vo, with 188 Engravings. 31s. 6d.

By the same Author.

A Manual of Medical Jurisprudence. Tenth Edition. Crown 8vo, with 55 Engravings, 14s.

Poisons, *Also.* In Relation to Medical Jurisprudence and Medicine. Third Edition. Crown 8vo, with 104 Engravings, 16s.

Lectures on Medical Jurisprudence. By FRANCIS OGSTON, M.D., late Professor in the University of Aberdeen. Edited by FRANCIS OGSTON, JUN., M.D. 8vo, with 12 Copper Plates, 18s.

A Handy-Book of Forensic Medicine and Toxicology. By C. MEYMOTT TIDY, M.D., F.C.S., and W. BATHURST WOODMAN, M.D., F.R.C.P. 8vo, with 8 Lithographic Plates and 116 Engravings, 31s. 6d.

Microscopical Examination of Drinking Water and of Air. By J. D. MACDONALD, M.D., F.R.S., Ex-Professor of Naval Hygiene in the Army Medical School. Second Edition. 8vo, with 25 Plates, 7s. 6d.

Sanitary Examinations Of Water, Air, and Food. A Vade-Mecum for the Medical Officer of Health. By CORNELIUS B. FOX, M.D., F.R.C.P. Crown 8vo, with 94 Engravings, 12s. 6d.

Sanitary Assurance: A Lecture at the London Institution. By Prof. F. DE CHAUMONT, F.R.S. With Addresses by J. E. ERICHSEN, F.R.S., Sir J. FAYRER, K.C.S.I., and R. BRUDENELL CARTER, &c. Royal 8vo, 1s.

Dress: Its Sanitary Aspect. A Paper read before the Brighton Social Union, Jan. 30, 1880. By BERNARD ROTH, F.R.C.S. 8vo, with 8 Plates, 2s.

A Manual of Practical Hygiene.

By E. A. PARKES, M.D., F.R.S. Sixth Edition. By F. DE CHAUMONT, M.D., F.R.S., Professor of Military Hygiene in the Army Medical School. 8vo, with numerous Plates and Engravings. 18s.

Dangers to Health:

A Pictorial Guide to Domestic Sanitary Defects. By T. PRIDGIN TEALE, M.A., Surgeon to the Leeds General Infirmary. Fourth Edition. 8vo, with 70 Lithograph Plates (mostly coloured). 10s.

A Handbook of Hygiene and Sanitary Science.

By GEO. WILSON, M.A., M.D., Medical Officer of Health for Mid-Warwickshire. Fifth Edition. Post 8vo, with Engravings. (*In the Press.*)

Also.

Healthy Life and Healthy Dwellings:

A Guide to Personal and Domestic Hygiene. Fcap. 8vo, 5s.

Contributions to Military and State Medicine.

By JOHN MARTIN, L.R.C.S.E., Surgeon Army Medical Department. 8vo, 10s. 6d.

Hospitals, Infirmaries, and Dispensaries:

Their Construction, Interior Arrangement, and Management; with Descriptions of existing Institutions, and 74 Illustrations. By F. OPPERT, M.D., M.R.C.P.L. Second Edition. Royal 8vo, 12s.

Pay Hospitals and Paying Wards throughout the World.

By HENRY C. BURDETT, late Secretary to the Seamen's Hospital Society. 8vo, 7s.

By the same Author.

Cottage Hospitals — General, Fever, and Convalescent:

Their Progress, Management, and Work. Second Edition, with many Plans and Illustrations. Crown 8vo, 14s.

Hospital Construction and Management.

By F. J. MOUAT, M.D., Local Government Board Inspector, and H. SAXON SNELL, Fell. Roy. Inst. Brit. Architects. In 2 Parts. Part I., 4to, 15s.

Manual of Anthropometry:

A Guide to the Measurement of the Human Body, containing an Anthropometrical Chart and Register, a Systematic Table of Measurements, &c. By CHARLES ROBERTS, F.R.C.S. 8vo, with numerous Illustrations and Tables, 6s. 6d.

Madness:

In its Medical, Legal, and Social Aspects. Lectures by EDGAR SHEPPARD, M.D., M.R.C.P., Professor of Psychological Medicine in King's College. 8vo, 6s. 6d.

Idiocy and Imbecility.

By W. W. IRELAND, M.D., late Medical Superintendent of the Scottish National Institution for Imbecile Children, Larbert, N.B. 8vo, with Engravings, 14s.

A Manual of Psychological Medicine:

With an Appendix of Cases. By JOHN C. BUCKNILL, M.D., F.R.S., and D. HACK TUKE, M.D., F.R.C.P. Fourth Edition. 8vo, with 12 Plates (30 Figures) and Engravings, 25s.

The Student's Guide to the Practice of Midwifery.

By D. LLOYD ROBERTS, M.D., F.R.C.P., Physician to St. Mary's Hospital, Manchester. Third Edition. Fcap. 8vo, with many Engravings. (*In the Press.*)

Handbook of Midwifery for Midwives:

from the Official Handbook for Prussian Midwives. By J. E. BURTON, L.R.C.P. Lond., Senior Assistant Medical Officer, Ladies' Charity, &c., Liverpool. With Engravings. Fcap. 8vo, 6s.

Lectures on Obstetric Operations:

Including the Treatment of Hæmorrhage, and forming a Guide to the Management of Difficult Labour. By ROBERT BARNES, M.D., F.R.C.P., Obstetric Physician to St. George's Hospital. Third Edition. 8vo, with 124 Engravings, 18s.

By the same Author.

A Clinical History of Medical and Surgical Diseases of Women.

Second Edition. 8vo, with 181 Engravings, 28s.

West on the Diseases of Women.

Fourth Edition, revised by the Author, with numerous Additions by J. MATTHEWS DUNCAN, M.D., F.R.C.P., F.R.S.E., Obstetric Physician to St. Bartholomew's Hospital. 8vo, 16s.

Observations on the Cæsarean Section, Craniotomy, and on other Obstetric Operations, with Cases.

By THOMAS RADFORD, M.D., late Consulting Physician, St. Mary's Hospital, Manchester. Second Edition, with Plates. 8vo, 10s.

Clinical Lectures on Diseases of Women:

Delivered in St. Bartholomew's Hospital, by J. MATTHEWS DUNCAN, M.D., F.R.C.P., F.R.S.E. Second Edition. 8vo, 14s.

By the same Author.

Papers on the Female Perineum, &c.

8vo, 6s.

The Principles and Practice of Gynæcology.

By THOMAS ADDIS EMMET, M.D., Surgeon to the Woman's Hospital, New York. Second Edition. Royal 8vo, with 133 Engravings, 24s.

Diseases of the Uterus, Ovaries, and Fallopian Tubes:

A Practical Treatise by A. COURTY, Professor of Clinical Surgery, Montpellier. Translated from Third Edition by his Pupil, AGNES McLAREN, M.D., M.K.Q.C.P.I., with Preface by J. MATTHEWS DUNCAN, M.D., F.R.C.P. 8vo, with 424 Engravings, 24s.

The Student's Guide to the Diseases of Women. By ALFRED L. GALABIN, M.D., F.R.C.P., Obstetric Physician to Guy's Hospital. Second Edition. Fcap. 8vo, with 70 Engravings, 7s. 6d.

Notes on Diseases of Women. Specially designed to assist the Student in preparing for Examination. By J. J. REYNOLDS, L.R.C.P., M.R.C.S. Second Edition. Fcap. 8vo, 2s. 6d.

By the same Author.

Notes on Midwifery : Specially designed for Students preparing for Examination. Fcap. 8vo, 4s.

Practical Gynæcology : A Handbook of the Diseases of Women. By HEYWOOD SMITH, M.D. Oxon., Physician to the Hospital for Women, &c. Second Edition. Crown 8vo, with Engravings. (*In the Press.*)

By the same Author.

Dysmenorrhœa, its Pathology and Treatment. Crown 8vo, with Engravings, 4s. 6d.

Obstetric Aphorisms : For the Use of Students commencing Midwifery Practice. By JOSEPH G. SWAYNE, M.D. Seventh Edition. Fcap. 8vo, with Engravings, 3s. 6d.

Obstetric Medicine and Surgery : Their Principles and Practice. By F. H. RAMSBOTHAM, M.D., F.R.C.P. Fifth Edition. 8vo, with 120 Plates, 22s.

A Complete Handbook of Obstetric Surgery. Giving Short Rules of Practice in every Emergency. By CHARLES CLAY, late Surgeon to St. Mary's Hospital, Manchester. Third Edition. Fcap. 8vo, with 91 Engravings, 6s. 6d.

Schroeder's Manual of Midwifery, including the Pathology of Pregnancy and the Puerperal State. Translated by CHARLES H. CARTER, B.A., M.D. 8vo, with Engravings, 12s. 6d.

Influence of Posture on Women in Gynecic and Obstetric Practice. By J. H. AVELING, M.D., Physician to the Chelsea Hospital for Women. 8vo, 6s.

By the same Author.

The Chamberlens and the Midwifery Forceps: Memorials of the Family, and an Essay on the Invention of the Instrument. 8vo, with Engravings, 7s. 6d.

A Handbook of Uterine Therapeutics, and of Diseases of Women. By E. J. TILT, M.D., M.R.C.P. Fourth Edition. Post 8vo, 10s.

By the same Author.

The Change of Life In Health and Disease: a Clinical Treatise on the Diseases of the Nervous System incidental to Women at the Decline of Life. Fourth Edition. 8vo, 10s. 6d.

Ovarian and Uterine Tumours : Their Pathology and Surgical Treatment. By Sir T. SPENCER WELLS, Bart., F.R.C.S., Consulting Surgeon to the Samaritan Hospital. 8vo, with Engravings, 21s.

Chronic Disease of the Heart : Its Bearings upon Pregnancy, Parturition, and Childbed. By ANGUS MACDONALD, M.D., F.R.S.E., Physician to the Edinburgh Royal Infirmary. 8vo, with Engravings, 8s. 6d.

The Female Pelvic Organs, Their Surgery, Surgical Pathology, and Surgical Anatomy, in a Series of Coloured Plates taken from Nature: with Commentaries, Notes, and Cases. By HENRY SAVAGE, M.D., F.R.C.S., Consulting Officer of the Samaritan Free Hospital. Fifth Edition. Roy. 4to, with 17 Lithographic Plates (15 coloured) and 52 Woodcuts, £1 15s.

Lectures on Diseases of the Nervous System, especially in Women. By S. WEIR MITCHELL, M.D., Physician to the Philadelphia Infirmary for Diseases of the Nervous System. Second Edition. With Plates. Post 8vo. (*In the Press.*)

A Treatise on the Diseases of Children. For Practitioners and Students. By W. H. DAY, M.D., Physician to the Samaritan Hospital for Women and Children. Crown 8vo, 12s. 6d.

The Wasting Diseases of Children. By EUSTACE SMITH, M.D., Physician to the King of the Belgians, Physician to the East London Hospital for Children. Third Edition. Post 8vo, 8s. 6d.

By the same Author.

Clinical Studies of Disease in Children. Second Edition. Post 8vo. (*In the Press.*)

Infant Feeding and its Influence on Life; or, the Causes and Prevention of Infant Mortality. By C. H. F. ROUTH, M.D., Senior Physician to the Samaritan Hospital. Third Edition. Fcap. 8vo, 7s. 6d.

A Practical Manual of the Diseases of Children. With a Formulary. By EDWARD ELLIS, M.D. Fourth Edition. Crown 8vo, 10s.

By the same Author.

A Manual of what every Mother should know. Fcap. 8vo, 1s. 6d.

A Manual for Hospital Nurses And others engaged in Attending on the Sick. By EDWARD J. DOMVILLE, Surgeon to the Exeter Lying-in Charity. Fourth Edition. Crown 8vo, 2s. 6d.

A Manual of Nursing, Medical and Surgical. By CHARLES J. CULLINGWORTH, M.D., Physician to St. Mary's Hospital, Manchester. Fcap. 8vo, 3s. 6d.

Notes on Fever Nursing.

By J. W. ALLAN, M.B., Superintendent and Physician, Glasgow Fever Hospital. Crown 8vo, with Engravings, 2s. 6d.

Manual of Botany:

Including the Structure, Functions, Classification, Properties, and Uses of Plants. By ROBERT BENTLEY, Professor of Botany in King's College and to the Pharmaceutical Society. Fourth Edition. Crown 8vo, with 1,185 Engravings, 15s.

By the same Author.

The Student's Guide to Structural, Morphological, and Physiological Botany. With 660 Engravings. Fcap. 8vo, 7s. 6d.

Medicinal Plants:

Being descriptions, with original figures, of the Principal Plants employed in Medicine, and an account of their Properties and Uses. By Prof. BENTLEY and Dr. H. TRIMEN. In 4 vols., large 8vo, with 306 Coloured Plates, bound in Half Morocco, Gilt Edges. £11 11s.

Royle's Manual of Materia Medica and Therapeutics. Sixth Edition, by JOHN HARLEY, M.D., Physician to St. Thomas's Hospital. Crown 8vo, with 139 Engravings, 15s.

A Manual of Practical Therapeutics. By E. J. WARING, C.I.E., M.D., F.R.C.P. Lond. Third Edition. Fcap. 8vo, 12s. 6d.

The Student's Guide to Materia Medica and Therapeutics. By JOHN C. THOROWGOOD, M.D., F.R.C.P. Second Edition. Fcap. 8vo, 7s.

Materia Medica and Therapeutics. By CHARLES D. F. PHILLIPS, M.D., F.R.S. Edin., late Lecturer on Materia Medica and Therapeutics at the Westminster Hospital Medical School.

Vol. 1—Vegetable Kingdom. 8vo, 15s.

Vol. 2—Inorganic Substances. 8vo, 21s.

Therapeutical Remembrancer.

By JOHN MAYNE, M.D. Second Edition. 16mo, 3s. 6d.

By the same Author.

Notes on Poisons.

Mounted and Varnished for the Surgery. 18 in. by 12 in. 1s. 6d.

Indian Notes.

The Voyage out; Travelling in India; Upper India; Stations; The Hills; Mineral Waters; Herbs and Simples. By F. R. HOGG, M.D., Surgeon-Major. Crown 8vo, 5s.

Endemic Diseases of Tropical Climates, with their Treatment. By JOHN SULLIVAN, M.D. Post 8vo, 6s.

The National Dispensatory:

Containing the Natural History, Chemistry, Pharmacy, Actions and Uses of Medicines. By ALFRED STILLÉ, M.D., LL.D., and JOHN M. MAISCH, Ph.D. Second Edition. 8vo, with 239 Engravings, 34s.

Binz's Elements of Therapeutics: A Clinical Guide to the Action of Drugs. Translated by E. I. SPARKS, M.B., F.R.C.P. Crown 8vo, 8s. 6d.

Materia Medica.

A Manual for the use of Students. By ISAMBARD OWEN, M.D., Lecturer on Materia Medica, &c., to St. George's Hospital. Crown 8vo, 6s.

The Pharmacopœia of the London Hospital. Compiled under the direction of a Committee appointed by the Hospital Medical Council. Fcap. 8vo, 3s.

A Companion to the British Pharmacopœia. By PETER SQUIRE, F.L.S., assisted by his sons, P. W. and A. H. SQUIRE. Thirteenth Edition. 8vo, 10s. 6d.

By the same Authors.

The Pharmacopœias of the London Hospitals, arranged in Groups for Easy Reference and Comparison. Fourth Edition. 18mo, 6s.

Bazaar Medicines of India,

And Common Medical Plants: With Full Index of Diseases, indicating their Treatment by these and other Agents procurable throughout India, &c. By E. J. WARING, C.I.E., M.D., F.R.C.P. Fourth Edition. Fcap. 8vo, 5s.

Tropical Dysentery and Chronic Diarrhœa—Liver Abscess—Malarial Cachexia—Insolation—with other forms of Tropical Diseases, &c. By Sir JOSEPH FAYRER, K.C.S.I., M.D., 8vo., 15s.

By the same Author.

Climate and Fevers of India, with a series of Cases (Croonian Lectures, 1882). 8vo, with 17 Temperature Charts, 12s.

Also,

Clinical and Pathological Observations in India. 8vo, with Engravings, 20s.

Family Medicine for India.

A Manual. By WILLIAM J. MOORE, M.D., C.I.E., Honorary Surgeon to the Viceroy of India. Published under the Authority of the Government of India. Fourth Edition. Post 8vo, with 64 Engravings. 12s.

By the same Author.

Health-Resorts for Tropical Invalids, in India, at Home, and Abroad. Post 8vo, 5s.

The Elements of Indian Hygiene.

By JOHN C. LUCAS, F.R.C.S., H.M.'s Indian Medical Service. Crown 8vo, with Map of India, &c., 5s.

Spirillum Fever :

(Synonyms, Famine or Relapsing Fever), as seen in Western India. By H. VANDYKE CARTER, M.D., Surgeon-Major I.M.D. 8vo, with Plates, 21s.

Diseases of Tropical Climates,

And their Treatment : with Hints for the Preservation of Health in the Tropics. By JAMES A. HORTON, M.D., Surgeon-Major. Second Edition. Post 8vo, 12s. 6d.

The Student's Guide to the Practice of Medicine.

By MATTHEW CHARTERIS, M.D., Professor of Materia Medica in the University of Glasgow. Third Edition. Fcap. 8vo, with Engravings on Copper and Wood, 7s.

Hooper's Physicians' Vade-

Mecum. A Manual of the Principles and Practice of Physic. Tenth Edition. By W. A. GUY, F.R.C.P., F.R.S., and J. HARLEY, M.D., F.R.C.P. With 118 Engravings. Fcap. 8vo, 12s. 6d.

Clinical Studies :

Illustrated by Cases observed in Hospital and Private Practice. By Sir J. ROSE CORMACK, M.D., F.R.S.E., late Physician to the Hertford British Hospital of Paris. Two Vols. Post 8vo, 20s.

Clinical Medicine :

Lectures and Essays. By BALTHAZAR FOSTER, M.D., F.R.C.P. Lond., Professor of Medicine in Queen's College, Birmingham. 8vo, 10s. 6d.

Clinical Lectures and Cases,

with Commentaries. By HENRY THOMPSON, M.D., F.R.C.P., Consulting Physician to Middlesex Hospital. With Temperature Charts. 8vo, 7s. 6d.

Clinical Medicine :

A Systematic Treatise on the Diagnosis and Treatment of Disease. By AUSTIN FLINT, M.D., Professor of Medicine in the Bellevue Hospital Medical College. 8vo, 20s.

By the same Author.

Phthisis :

In a series of Clinical Studies. 8vo, 16s.

Transfusion of Human Blood :

With Table of 50 cases. By Dr. ROUSSEL, of Geneva. With a Preface by Sir JAMES PAGET, Bart. Crown 8vo, 2s. 6d.

The Student's Guide to Medical

Case-Taking. By FRANCIS WARNER, M.D., F.R.C.P., Assistant Physician to the London Hospital. Fcap. 8vo, 5s.

How to Examine the Chest :

Being a practical Guide for the use of Students. By SAMUEL WEST, M.D., Physician to the City of London Hospital for Diseases of the Chest ; Medical Tutor and Registrar at St. Bartholomew's Hospital. With 42 Engravings. Fcap. 8vo, 5s.

The Microscope in Medicine.

By LIONEL S. BEALE, M.B., F.R.S., Physician to King's College Hospital. Fourth Edition. 8vo, with 86 Plates, 21s.

Also.

On Slight Ailments :

Their Nature and Treatment. Second Edition. 8vo, 5s.

The Spectroscope in Medicine.

By CHARLES A. MACMUNN, B.A., M.D. 8vo, with 3 Chromo-lithographic Plates of Physiological and Pathological Spectra, and 13 Engravings, 9s.

The Student's Guide to Medical

Diagnosis. By SAMUEL FENWICK, M.D., F.R.C.P., Physician to the London Hospital. Fifth Edition. Fcap. 8vo, with 111 Engravings, 7s.

By the same Author.

The Student's Outlines of Medi-

cal Treatment. Second Edition. Fcap. 8vo, 7s.

Also.

On Chronic Atrophy of the

Stomach, and on the Nervous Affections of the Digestive Organs. 8vo, 8s.

Notes on Asthma :

Its Forms and Treatment. By JOHN C. THOROWGOOD, M.D., Physician to the Hospital for Diseases of the Chest. Third Edition. Crown 8vo, 4s. 6d.

Observations on the Result of

Treatment of nearly One Hundred Cases of Asthma. By T. L. PRIDHAM, M.R.C.S. Third Edition. 8vo, 2s. 6d.

The Contagiousness of Pulmo-

nary Consumption and its Antiseptic Treatment. By J. BURNEY YEO, M.D., Physician to King's College Hospital. Crown 8vo, 3s. 6d.

Diseases of the Chest :

Contributions to their Clinical History, Pathology, and Treatment. By A. T. HOUGHTON WATERS, M.D., Physician to the Liverpool Royal Infirmary. Second Edition. 8vo, with Plates, 15s.

Winter Cough

(Catarrh, Bronchitis, Emphysema, Asthma). By HORACE DOBELL, M.D., Consulting Physician to the Royal Hospital for Diseases of the Chest. Third Edition. 8vo, with Coloured Plates, 10s. 6d.

By the same Author.

Loss of Weight, Blood-Spit-

ting, and Lung Disease. Second Edition, to which is added Part VI., "On the Functions and Diseases of the Liver." 8vo, with Chromo-lithograph, 10s. 6d.

Also.

The Mont Dore Cure, and the

Proper Way to Use it. 8vo, 7s. 6d.

- Croonian Lectures on Some Points in the Pathology and Treatment of Typhoid Fever.** By WILLIAM CAYLEY, M.D., F.R.C.P., Physician to the Middlesex and the London Fever Hospitals. Crown 8vo, 4s. 6d.
- Relapse of Typhoid Fever, especially with reference to the Temperature.** By J. P. IRVINE, M.D., F.R.C.P. 8vo, with Engravings, 6s.
- Diseases of the Heart and Aorta:** Clinical Lectures. By G. W. BALFOUR, M.D., F.R.C.P., F.R.S. Edin., late Senior Physician and Lecturer on Clinical Medicine, Royal Infirmary, Edinburgh. Second Edition. 8vo, with Chromo-Lithograph and Wood Engravings, 12s. 6d.
- On Diseases of the Heart.** By T. B. PEACOCK, M.D., F.R.C.P. (1) Malformations. 8vo, 10s. (2) Causes and Effects of Valvular Disease. 8vo, 5s. (3) Prognosis in Valvular Disease. 8vo, 3s. 6d.
- Manual of the Physical Diagnosis of Diseases of the Heart, including the use of the Sphygmograph and Cardiograph.** By A. E. SANSOM, M.D., F.R.C.P., Assistant-Physician to the London Hospital. Third Edition. Fcap. 8vo, with 48 Engravings, 7s. 6d.
By the same Author.
- Valvular Disease of the Heart.** Lettsomian Lectures on the Treatment of some of its Forms. Fcap. 8vo, with Engravings. 3s. 6d.
Also.
- The Antiseptic System in Medicine and Surgery: A Treatise on Carbolic Acid and its Compounds, etc.** With 9 Plates (42 Figures), 8vo, 10s. 6d.
- Medical Ophthalmoscopy:** A Manual and Atlas. By WILLIAM R. GOWERS, M.D., F.R.C.P., Assistant Professor of Clinical Medicine in University College, and Senior Assistant-Physician to the Hospital. Second Edition, with Coloured Autotype and Lithographic Plates and Woodcuts. 8vo, 18s.
By the same Author.
- Epilepsy, and other Chronic Convulsive Diseases: Their Causes, Symptoms, and Treatment.** 8vo, 10s. 6d.
Also.
- Pseudo-Hypertrophic Muscular Paralysis: A Clinical Lecture.** 8vo, with Engravings and Plate, 3s. 6d.
Also.
- The Diagnosis of Diseases of the Spinal Cord.** Third Edition. 8vo, with Engravings. (*In the Press.*)
- Studies on Functional Nervous Disorders.** By C. HANDFIELD JONES, M.B., F.R.S., Physician to St. Mary's Hospital. Second Edition. 8vo, 18s.
- Diseases of the Liver:** With and without Jaundice. By GEORGE HARLEY, M.D., F.R.C.P., F.R.S. 8vo, with 2 Plates and 36 Engravings, 21s.
- Diseases of the Stomach:** The Varieties of Dyspepsia, their Diagnosis and Treatment. By S. O. HABERSHON, M.D., F.R.C.P. Third Edition. Crown 8vo, 5s.
By the same Author.
- Pathology of the Pneumogastric Nerve, being the Lumleian Lectures for 1876.** Post 8vo, 3s. 6d. *Also.*
- Diseases of the Abdomen,** Comprising those of the Stomach and other parts of the Alimentary Canal, Œsophagus, Cæcum, Intestines, and Peritoneum. Third Edition. 8vo, with 5 Plates, 21s.
- Gout, Rheumatism,** And the Allied Affections; with a Chapter on Longevity and the Causes Antagonistic to it. By PETER HOOD, M.D. Second Edition. Crown 8vo, 10s. 6d.
- Notes on Rheumatism.** By JULIUS POLLOCK, M.D., F.R.C.P., Senior Physician to the Charing Cross Hospital. Second Edition. Fcap. 8vo, with Engravings, 3s. 6d.
- Diseases of the Nervous System:** Clinical Lectures. By THOMAS BUZZARD, M.D., F.R.C.P., Physician to the National Hospital for the Paralysed and Epileptic. With Engravings, 8vo, 15s.
- Diseases of the Nervous System.** Lectures delivered at Guy's Hospital. By SAMUEL WILKS, M.D., F.R.S. Second Edition, 8vo, 18s.
- A Treatise on the Diseases of the Nervous System.** By JAMES ROSS, M.D., F.R.C.P., Assistant-Physician to the Manchester Royal Infirmary. Second Edition. Two Vols., 8vo, with Lithographs, Photographs, and 330 Woodcuts, 52s. 6d.
- Nervous Diseases:** Their Description and Treatment. A Manual for Students and Practitioners of Medicine. By ALLEN M. HAMILTON, M.D., Physician at the Epileptic and Paralytic Hospital, New York. Second Edition. Royal 8vo, with 72 Engravings, 16s.
- Nerve Vibration and Excitation, as Agents in the Treatment of Functional Disorder and Organic Disease.** By J. MORTIMER GRANVILLE, M.D. 8vo, 5s.
- Fits:** Diagnosis and Immediate Treatment of Cases of Insensibility and Convulsions. By JOHN H. WATERS, M.D., K.C., St.G.C., Surgeon to the C Division of Metropolitan Police. Crown 8vo, 4s.
- Imperfect Digestion:** Its Causes and Treatment. By A. LEARED, M.D. Seventh Edition. Fcap. 8vo, 4s. 6d.

Headaches :

Their Nature, Causes, and Treatment. By W. H. DAY, M.D., Physician to the Samaritan Hospital. Third Edition. Crown 8vo, with Engravings, 6s. 6d.

On Megrin, Sick Headache and some Allied Disorders : a Contribution to the Pathology of Nerve Storms. By E. LIVEING, M.D., F.R.C.P. 8vo, 15s.

Nutrition in Health and Disease. By HENRY BENNET, M.D. Third (Library) Edition. 8vo, 7s. Cheap Edition. Fcap. 8vo, 2s. 6d.

Food and Dietetics,

Physiologically and Therapeutically Considered. By F. W. PAVY, M.D., F.R.S., Physician to Guy's Hospital. Second Edition. 8vo, 15s.

By the same Author.

Croonian Lectures on Certain Points connected with Diabetes. 8vo, 4s. 6d.

Indigestion :

What it is ; what it leads to ; and a New Method of Treating it. By J. B. GILL, M.D. Third Edition. Fcap. 8vo, 4s. 6d.

The Climate of the Undercliff, Isle of Wight, as deduced from forty years' Meteorological Observations. By J. L. WHITEHEAD, M.D. Royal 8vo, 5s.

The Riviera :

Sketches of the Health-Resorts of the Coast of France and Italy, from Hyères to Spezia ; its Medical Aspect and Value, &c. By EDWARD I. SPARKS, M.B., F.R.C.P. Crown 8vo, 8s. 6d.

Winter and Spring

On the Shores of the Mediterranean. By HENRY BENNET, M.D. Fifth Edition. Post 8vo, with numerous Plates, Maps, and Engravings, 12s. 6d.

By the same Author.

Treatment of Pulmonary Consumption by Hygiene, Climate, and Medicine. Third Edition. 8vo, 7s. 6d.

The Principal Southern and Swiss Health-Resorts : their Climate and Medical Aspect. By WILLIAM MARCET, M.D., F.R.C.P., F.R.S. With Illustrations. Crown 8vo, 7s. 6d.

Medical Guide to the Mineral Waters of France and its Wintering Stations. By A. VINTRAS, M.D., Physician to the French Embassy, Senior Physician to the French Hospital, London. Crown 8vo, 6s.

The Ocean as a Health-Resort : A Practical Handbook of the Sea, for the use of Tourists and Health-Seekers. By WILLIAM S. WILSON, L.R.C.P., Second Edition, with Chart of Ocean Routes, &c. Crown 8vo, 7s. 6d.

Davos Platz, and the Effects of High Altitude on Phthisis. By ALFRED WISE, M.D. Fcap. 8vo, 2s. 6d.

Principal Health-Resorts

Of Europe and Africa, and their Use in the Treatment of Chronic Diseases. By T. M. MADDEN, M.D. 8vo, 10s.

Handbook of Medical and Surgical Electricity. By HERBERT TIBBITS, M.D., F.R.C.P.E., Senior Physician to the West London Hospital for Paralysis and Epilepsy. Second Edition. 8vo, with 95 Engravings, 9s.

By the same Author.

A Map of Ziemssen's Motor Points of the Human Body : A Guide to Localised Electrification. Mounted on Rollers, 35 × 21. With 20 Illustrations, 5s.

Lectures on the Clinical Uses of Electricity. By J. RUSSELL REYNOLDS, M.D., F.R.S., Physician to University College Hospital. Second Edition. Post 8vo, 3s. 6d.

Mechanical Exercises a Means of Cure : being a description of the Zander Institute, London ; its History, Appliances, Scope, and Object. Edited by the Medical Officer of the Institution. Crown 8vo, with 24 Engravings, 2s. 6d.

A System of Practical Surgery. By Sir W. FERGUSSON, Bart., F.R.S. Fifth Edition. 8vo, with 463 Engravings, 21s.

Surgical Emergencies :

Together with the Emergencies Attendant on Parturition and the Treatment of Poisoning. By PAUL SWAIN, F.R.C.S., Surgeon to the South Devon and East Cornwall Hospital. Third Edition. Crown 8vo, with 117 Engravings, 5s.

A Course of Operative Surgery. By CHRISTOPHER HEATH, Surgeon to University College Hospital. With 20 Plates drawn from Nature by M. LÉVEILLÉ, and coloured by hand under his direction. Large 8vo, 40s.

By the same Author.

The Student's Guide to Surgical Diagnosis. Second Edition. Fcap. 8vo, 6s. 6d. *Also.*

Manual of Minor Surgery and Bandaging. For the use of House Surgeons, Dressers, and Junior Practitioners. Seventh Edition. Fcap. 8vo, with 129 Engravings, 6s.

Outlines of Surgery and Surgical Pathology. By F. LE GROS CLARK, F.R.S., assisted by W. W. WAGSTAFFE, F.R.C.S. Second Edition. 8vo, 10s. 6d.

Regional Surgery :

Including Surgical Diagnosis. A Manual for the use of Students. Part I. The Head and Neck. By F. A. SOUTHAM, M.A., M.B., F.R.C.S., Assistant-Surgeon to the Manchester Royal Infirmary. Crown 8vo, 6s. 6d.

The Practice of Surgery :

A Manual. By THOMAS BRYANT, Surgeon to Guy's Hospital. Third Edition. Two Vols. Crown 8vo, with 672 Engravings (many being coloured), 28s.

The Surgeon's Vade-Mecum :

A Manual of Modern Surgery. By ROBERT DRUITT, F.R.C.S. Eleventh Edition. Fcap. 8vo, with 369 Engravings, 14s.

Illustrations of Clinical Surgery.

By JONATHAN HUTCHINSON, Senior Surgeon to the London Hospital. In occasional fasciculi. I. to XV., 6s. 6d. each. Fasciculi I. to X. bound, with Appendix and Index, £3 10s.

The Principles and Practice of Surgery.

By WILLIAM PIRRIE, F.R.S.E., late Professor of Surgery in the University of Aberdeen. Third Edition. 8vo, with 490 Engravings, 28s.

Surgical Enquiries :

Including the Hastings Essay on Shock, the Treatment of Inflammations, and numerous Clinical Lectures. By FURNEAUX JORDAN, F.R.C.S., Professor of Surgery, Queen's College, Birmingham. Second Edition, with numerous Plates. Royal 8vo, 12s. 6d.

Treatment of Wounds and Fractures :

Clinical Lectures. By SAMPSON GAMGEE, F.R.S.E., Surgeon to the Queen's Hospital, Birmingham. Second Edition. 8vo, with 40 Engravings, 10s.

On Dislocations and Fractures.

By JOSEPH MACLISE, F.R.C.S. Uniform with "Surgical Anatomy." 36 folio Plates and Text. Cloth, £2 10s.

Fractures.

A Treatise. By LEWIS A. STIMSON, B.A., M.D., Professor of Surgical Pathology in the University of New York. 8vo, with 360 Engravings, 21s.

Injuries of the Spine and Spinal

Cord, without Apparent Mechanical Lesion, and NERVOUS SHOCK, in their Surgical and Medico-Legal Aspects. By HERBERT W. PAGE, M.A., M.C. Cantab., F.R.C.S., Surgeon to St. Mary's Hospital. 8vo, 12s. 6d.

Lectures on Orthopædic Surgery.

By BERNARD E. BRODHURST, F.R.C.S., Surgeon to the Royal Orthopædic Hospital. Second Edition. 8vo, with Engravings, 12s. 6d.

By the same Author.

On Anchylosis, and the Treatment

for the Removal of Deformity and the Restoration of Mobility in Various Joints. Fourth Edition. 8vo, with Engravings, 5s.

Also.

Curvatures and Disease of the

Spine. Third Edition. 8vo, with Engravings, 6s.

Orthopædic Surgery,

And Diseases of the Joints. By L. A. SAYRE, M.D., Professor of Orthopædic Surgery in Bellevue Hospital Medical College. Second Edition. 8vo, with Coloured Plate and 324 Engravings, 21s.

Clubfoot :

Its Causes, Pathology, and Treatment. By WM. ADAMS, F.R.C.S., Surgeon to the Great Northern Hospital. Second Edition. 8vo, with 106 Engravings and 6 Lithographic Plates, 15s.

By the same Author.

On Contraction of the Fingers,

And its Treatment by Subcutaneous Operation; and on Obliteration of Depressed Cicatrices, by the same Method. 8vo, with 30 Engravings, 4s. 6d.

Also.

Lateral and other Forms of

Curvature of the Spine: Their Pathology and Treatment. Second Edition. 8vo, with 5 Lithograph Plates and 72 Wood Engravings, 10s. 6d.

Osteotomy :

With an Enquiry into the Etiology and Pathology of Knock-knee, Bow-leg, and other Osseous Deformities of the Lower Limbs. By W. MACEWEN, M.D., Surgeon, &c., to the Glasgow Royal Infirmary. 8vo, with 51 Engravings, 7s. 6d.

Lectures on Diseases of Bones

and Joints. By CHARLES MACNAMARA, F.R.C.S., Surgeon to, and Lecturer on Surgery at, Westminster Hospital. Crown 8vo, with Engravings, 10s. 6d.

Orthopraxy :

The Mechanical Treatment of Deformities, Debilities, and Deficiencies of the Human Frame. By H. HEATHER BIGG, Assoc. Inst. C.E. Third Edition. 8vo, with 319 Engravings, 15s.

The Orthopragms of the Spine :

An Essay on the Curative Mechanisms applicable to Spinal Curvature, etc. By ROBERT HEATHER BIGG, Assoc. Inst. C.E. 8vo, with Engravings, 5s.

On Diseases and Injuries of the

Eye: A Course of Systematic and Clinical Lectures to Students and Medical Practitioners. By J. R. WOLFE, M.D., F.R.C.S.E., Lecturer on Ophthalmic Medicine and Surgery in Anderson's College, Glasgow. With 10 Coloured Plates and 157 Wood Engravings. 8vo. £1 1s.

Hints on Ophthalmic Out-Patient

Practice. By CHARLES HIGGENS, Ophthalmic Surgeon to Guy's Hospital. Second Edition. Fcap. 8vo, 3s.

Liebreich's Atlas of Ophthalm-

moscopy: 12 Chromo-lithographic Plates (59 Figures). Text translated by H. R. SWANZY, M.B. Second Edition, 4to, 30s.

The Student's Guide to Diseases of the Eye. By EDWARD NETTLESHIP, F.R.C.S., Ophthalmic Surgeon to St. Thomas's Hospital. Second Edition. Fcap. 8vo, with 137 Engravings, 7s. 6d.

A Manual of Diseases of the Eye. By C. MACNAMARA, F.R.C.S., Surgeon to Westminster Hospital. Fourth Edition. Crown 8vo, with 4 Coloured Plates and 66 Engravings, 10s. 6d.

A Manual of the Principles and Practice of Ophthalmic Medicine and Surgery. By T. WHARTON JONES, F.R.C.S., F.R.S. Third Edition. Fcap. 8vo, with 9 Coloured Plates and 173 Engravings, 12s. 6d.

Glaucoma :

Its Causes, Symptoms, Pathology, and Treatment. By PRIESTLEY SMITH, M.R.C.S., Ophthalmic Surgeon to the Queen's Hospital, Birmingham. 8vo, with Lithographic Plates, 10s. 6d.

A Manual of Ophthalmoscopy for the use of Students. By DR. DAGUENET. Translated by C. S. JEAFFRESON, Surgeon to the Newcastle-on-Tyne Eye Infirmary. With Engravings. Fcap. 8vo, 5s.

Essays in Ophthalmology.

By GEORGE E. WALKER, F.R.C.S., Surgeon to St. Paul's Eye and Ear Hospital, &c., Liverpool. Post 8vo, 6s.

The Electro-Magnet,

And its Employment in Ophthalmic Surgery. By SIMEON SNELL, Ophthalmic Surgeon to the Sheffield General Infirmary, &c. Crown 8vo, 3s. 6d.

Hare-Lip and Cleft Palate.

By FRANCIS MASON, F.R.C.S., Surgeon to St. Thomas's Hospital. 8vo, with 66 Engravings, 6s.

By the same Author.

The Surgery of the Face.

8vo, with 100 Engravings, 7s. 6d.

A Practical Treatise on Aural Surgery. By H. MACNAUGHTON JONES, M.D., Professor of the Queen's University in Ireland, late Surgeon to the Cork Ophthalmic and Aural Hospital. Second Edition. Crown 8vo, with 63 Engravings, 8s. 6d.

By the same Author.

Atlas of Diseases of the Membrana Tympani. In Coloured Plates, containing 62 Figures, with Text. Crown 4to, 21s.

Diseases and Injuries of the Ear. By W. B. DALBY, F.R.C.S., Aural Surgeon to St. George's Hospital. Second Edit. Fcap. 8vo, with Engravings, 6s. 6d.

Lectures on Syphilis of the Larynx (Lesions of the Secondary and Intermediate Stages). By W. MACNEILL WHISTLER, M.D., Physician to the Hospital for Diseases of the Throat and Chest. Post 8vo, 4s.

Diseases of the Throat and Nose. A Manual. By MORELL MACKENZIE, M.D. Lond., Senior Physician to the Hospital for Diseases of the Throat and Chest. Vol. I. Diseases of the Pharynx, Larynx, and Trachea. Post 8vo, with 112 Engravings, 12s. 6d.

By the same Author.

Diphtheria :

Its Nature and Treatment, Varieties, and Local Expressions. 8vo, 5s.

Diphtheria :

Notes on this Disease, particularly as it has occurred in Norfolk. By PETER EADE, M.D., F.R.C.P., Senior Physician to the Norfolk and Norwich Hospital. 8vo, 3s.

Sore Throat :

Its Nature, Varieties, and Treatment. By PROSSER JAMES, M.D., Physician to the Hospital for Diseases of the Throat. Fourth Edition. Post 8vo, with Coloured Plates and Engravings, 6s. 6d.

The Ear :

Its Anatomy, Physiology, and Diseases. By C. H. BURNETT, A.M., M.D., Aural Surgeon to the Presbyterian Hospital, Philadelphia. 8vo, with 87 Engravings, 18s.

A Treatise on Vocal Physiology and Hygiene, with especial reference to the Cultivation and Preservation of the Voice. By GORDON HOLMES, M.D., Physician to the Municipal Throat and Ear Infirmary. Second Edition. With Engravings. Crown 8vo, 6s. 6d.

By the same Author.

A Guide to the Use of the Laryngoscope in General Practice. Crown 8vo, with Engravings, 2s. 6d.

A System of Dental Surgery.

By JOHN TOMES, F.R.S., and C. S. TOMES, M.A., F.R.S. Third Edition. Fcap. 8vo, with many Engravings.

(In the Press.)

Dental Anatomy, Human and Comparative: a Manual. By CHARLES S. TOMES, M.A., F.R.S. Second Edition. Crown 8vo, with 191 Engravings, 12s. 6d.

A Practical Treatise on Operative Dentistry. By JONATHAN TAFT, D.D.S., Professor in the Ohio College of Dental Surgery. Third Edition. With 134 Engravings. 8vo, 18s.

The Student's Guide to Dental Anatomy and Surgery. By HENRY SEWILL, M.R.C.S., L.D.S. Second Edition. Fcap. 8vo, with 78 Engravings, 5s. 6d.

Elements of Dental Materia Medica and Therapeutics, with Pharmacopœia. By JAMES STOCKEN, L.D.S.R.C.S., Pereira Prizeman for Materia Medica, and THOMAS GADDES, L.D.S. Eng. and Edin. Third Edition. Fcap. 8vo, 7s. 6d.

A Manual of Dental Mechanics.

By OAKLEY COLES, L.D.S.R.C.S.
Second Edition. Crown 8vo, with 140
Engravings, 7s. 6d.

By the same Author.

Deformities of the Mouth.

Third Edition, 8vo, with 83 Wood En-
gravings and 96 Drawings on Stone, 12s. 6d.

Mechanical Dentistry in Gold and Vulcanite.

By F. H. BALKWILL, L.D.S.R.C.S. 8vo, with 2 Litho-
graphic Plates and 57 Engravings, 10s.

Lectures on Dermatology:

Delivered at the Royal College of Sur-
geons, by Sir ERASMUS WILSON, F.R.S.
1870, 6s.; 1871-73, 10s. 6d.; 1874-75,
10s. 6d.; 1876-78, 10s. 6d.

Eczema:

By MCCALL ANDERSON, M.D., Professor
of Clinical Medicine in the University of
Glasgow. Third Edition. 8vo, with
Engravings, 7s. 6d.

Eczema and its Management:

A practical Treatise based on the Study of
2,500 Cases of the Disease. By L. D. BULK-
LEY, M.D., Physician for Skin Diseases at
the New York Hospital. 8vo, 12s. 6d.

By the same Author.

Diseases of the Skin:

With an Analysis of 8,000 Consecutive
Cases and a Formulary. Crown 8vo, 6s. 6d.

Psoriasis, or Lepra.

By GEORGE GASKOIN, M.R.C.S., Sur-
geon to the British Hospital for Diseases
of the Skin. 8vo, 5s.

On Certain Rare Diseases of the Skin.

By JONATHAN HUTCHINSON,
Senior Surgeon to the London Hospital,
and to the Hospital for Diseases of the
Skin. 8vo, 10s. 6d.

Diseases of the Skin:

A Practical Treatise for the Use of
Students and Practitioners. By J. N.
HYDE, A.M., M.D., Professor of Skin and
Venereal Diseases, Rush Medical College,
Chicago. 8vo, with 66 Engravings, 17s.

Leprosy in British Guiana.

By JOHN D. HILLIS, F.R.C.S., M.R.I.A.,
Medical Superintendent of the Leper
Asylum, British Guiana. Imp. 8vo, with
22 Lithographic Coloured Plates and

Photographic Illustrations of Wood Engravings.

£1 11s. 6d.
Skin Diseases. Sixty Cases from Life.
By GEORGE H. FOX, M.D. 4to, £5 5s.

Atlas of Skin Diseases:

By TILBURY FOX, M.D., F.R.C.P.
With 72 Coloured Plates. Royal 4to, half
morocco, £6 6s.

Sarcoma and Carcinoma:

Their Pathology, Diagnosis, and Treat-
ment. By HENRY T. BUTLIN, F.R.C.S.,
Assistant-Surgeon to St. Bartholomew's
Hospital. 8vo, with 4 Plates, 8s.

Cancer of the Breast:

By THOMAS W. NUNN, F.R.C.S., Con-
sulting Surgeon to the Middlesex Hos-
pital. 4to, with 21 Coloured Plates, £2 2s.

Cancer Life:

Its Causes, Progress, and Treatment. A
General and Historical Treatise. By
R. MITCHELL, M.R.C.S. 8vo, 7s. 6d.

Certain Forms of Cancer,

With a New and Successful Mode of treat-
ing it. By A. MARSDEN, Senior Surgeon
to the Cancer Hospital. Second Edition.
8vo, with Coloured Plates, 8s. 6d.

On Cancer:

Its Allies, and other Tumours, with special
reference to their Medical and Surgical
Treatment. By F. A. PURCELL, M.D.,
M.C., Surgeon to the Cancer Hospital,
Brompton. 8vo, with 21 Engravings,
10s. 6d.

Diseases of the Urinary Organs:

Clinical Lectures. By Sir HENRY
THOMPSON, F.R.C.S., Emeritus Pro-
fessor of Clinical Surgery in University
College. Seventh (Students') Edition.
8vo, with 84 Engravings, 2s. 6d.

By the same Author.

Diseases of the Prostate:

Their Pathology and Treatment. Fifth
(Students') Edition. 8vo, with numerous
Engravings, 2s. 6d.

Also.

Practical Lithotomy and Litho-

trity; or, an Inquiry into the best Modes
of Removing Stone from the Bladder.
Third Edition. 8vo, with 87 Engravings,
10s.

Also.

The Preventive Treatment of Calculous Disease, and the Use of Solvent Remedies.

Second Edition.
Fcap. 8vo, 2s. 6d.

Diseases of the Testis, Spermatic Cord, and Scrotum.

By THOMAS B. CURLING, F.R.S., Consult-
ing Surgeon to the London Hospital.
Fourth Edition. 8vo, with Engravings, 16s.

Fistula, Hæmorrhoids, Painful

Ulcer, Stricture, Prolapsus, and
other Diseases of the Rectum:
Their Diagnosis and Treatment. By
WILLIAM ALLINGHAM, Surgeon to St.
Mark's Hospital for Fistula. Fourth
Edition. 8vo, with Engravings, 10s. 6d.

Hæmorrhoidal Disorder.

By JOHN GAY, F.R.C.S., Senior Sur-
geon to the Great Northern Hospital.
8vo, with Engravings, 2s. 6d.

Hydrocele:

Its several Varieties and their Treatment.
By SAMUEL OSBORN, late Surgical
Registrar to St. Thomas's Hospital.
Fcap. 8vo, with Engravings, 3s.

By the same Author.

Diseases of the Testis.

Fcap. 8vo, with Engravings, 3s. 6d.

Parasites :

A Treatise on the Entozoa of Man and Animals, including some Account of the Ectozoa. By T. SPENCER COBBOLD, M.D., F.R.S. 8vo, with 85 Engravings, 15s.

The Surgery of the Rectum.

By HENRY SMITH, Professor of Surgery in King's College, Surgeon to the Hospital. Fifth Edition. 8vo, 6s.

Cancer of the Rectum :

Its Pathology, Diagnosis, and Treatment. By W. HARRISON CRIPPS, F.R.C.S., Assist.-Surg. to St. Bartholomew's Hospital, &c. Cr. 8vo, with Lithographic Plates, 6s.

Lectures on the Surgical Disorders of the Urinary Organs.

By REGINALD HARRISON, F.R.C.S., Surgeon to the Liverpool Royal Infirmary. Second Edition, with 48 Engravings. 8vo, 12s. 6d.

By the same Author.

The Prevention of Stricture and of Prostatic Obstruction.

Second Edition. 8vo, with Engravings.

(Preparing.)

Also.

Lithotomy, Lithotrity, and the

Early Detection of Stone in the Bladder : with a description of a New Method of Tapping the Bladder. 8vo, with Engravings, 2s. 6d.

Lithotomy and Extraction of

Stone. By W. P. HARRIS, M.D., Surgeon-Major H.M. Bengal Medical Service. 8vo, with Engravings, 10s. 6d.

Morbid Conditions of the Urine,

dependent upon Derangements of Digestion. By CHARLES H. RALFE, M.D., F.R.C.P., Assistant-Physician to the London Hospital. Crown 8vo, 6s.

Renal and Urinary Diseases :

Clinical Reports. By WILLIAM CARTER, M.B., Physician to the Liverpool Southern Hospital. Crown 8vo, 7s. 6d.

Pathology of the Urine,

Including a Complete Guide to its Analysis. By J. L. W. THUDICHUM, M.D., F.R.C.P. Second Edition, rewritten and enlarged. 8vo, with Engravings, 15s.

Genito-Urinary Organs, including

Syphilis : a Practical Treatise on their Surgical Diseases, for Students and Practitioners. By W. H. VAN BUREN, M.D., and E. L. KEYES, M.D. Royal 8vo, with 140 Engravings, 21s.

Lectures on Syphilis.

By HENRY LEE, Consulting Surgeon to St. George's Hospital. 8vo, 10s.

Photographic Illustrations of

Cutaneous Syphilis. Seventy Cases from Life. By G. H. FOX, M.D. 4to, £5 5s.

Harveian Lectures on Syphilis.

By JAMES R. LANE, F.R.C.S., late Surgeon to St. Mary's Hospital. Second Edition. Fcap. 8vo, 3s. 6d.

Urinary and Reproductive Or-

gans : their Functional Diseases. By D. CAMPBELL BLACK, M.D. Second Edition. 8vo, 10s.

A Treatise on Syphilis.

By WALTER J. COULSON, Surgeon to the Lock Hospital and to St. Peter's Hospital for Stone. 8vo, 10s.

By the same Author.

Stone in the Bladder :

Its Prevention, early Symptoms, and Treatment by Lithotrity. 8vo, 6s.

Also.

Coulson on Diseases of the

Bladder and Prostate Gland. Sixth Edition. 8vo, 16s.

The Reproductive Organs

In Childhood, Youth, Adult Age, and Advanced Life, considered in their Physiological, Social, and Moral Relations. By WILLIAM ACTON, M.R.C.S. Sixth Edition. 8vo, 12s.

Student's Primer on the Urine.

By J. TRAVIS WHITTAKER, M.D., Clinical Demonstrator at the Royal Infirmary, Glasgow. With 16 Plates etched on Copper. Post 8vo, 4s. 6d.

A Manual of the Laws affecting

Medical Men. By R. G. GLENN, LL.B., Barrister-at-Law. 8vo, 14s.

The Medical Adviser in Life

Assurance. By E. H. SIEVEKING, M.D., F.R.C.P. Second Edition. Crown 8vo, 6s.

A Dictionary of Medical Science :

Containing a concise Explanation of the various Subjects and Terms of Medicine, &c. ; Notices of Climate and Mineral Waters ; Formulæ for Official, Empirical, and Dietetic Preparations ; with the Accentuation and Etymology of the Terms, and the French and other Synonyms. By ROBLEY DUNGLISON, M.D., LL.D. New Edition. Royal 8vo, 28s.

A Medical Vocabulary :

An Explanation of all Terms and Phrases used in the various Departments of Medical Science and Practice, their Derivation, Meaning, Application, and Pronunciation. By R. G. MAYNE, M.D., LL.D. Fifth Edition. Fcap. 8vo, 10s. 6d.

Abridged Medical Account

Books. The "Expedite" Method. By J. MACNAB, L.R.C.S.E. *Index Ledger.* Royal 4to. For three years, 15s. *Visiting List.* Cloth, 2s. 6d. ; Leather, 3s. 6d.

Medical Education

And Practice in all parts of the World. By H. J. HARDWICKE, M.D., M.R.C.P. 8vo, 10s.

INDEX.

- Acton's Reproductive Organs, 14
 Adams (W.) on Clubfoot, 11
 — Contraction of the Fingers, 11
 — Curvature of the Spine, 11
 Allan on Fever Nursing, 7
 Allingham on Diseases of the Rectum, 13
 Anatomical Remembrancer, 4
 Anderson (McC.) on Eczema, 13
 Aveling on the Chamberlens and Midwifery Forceps, 6
 — on the Influence of Posture on Women, 6
 Balfour's Diseases of the Heart and Aorta, 9
 Balkwill's Mechanical Dentistry, 13
 Barnes on Obstetric Operations, 5
 — on Diseases of Women, 5
 Beale's Microscope in Medicine, 8
 — Slight Ailments, 8
 Bellamy's Surgical Anatomy, 3
 Bennet (J. H.) on the Mediterranean, 10
 — on Pulmonary Consumption, 10
 — on Nutrition, 10
 Bentley and Trimen's Medicinal Plants, 7
 Bentley's Manual of Botany, 7
 — Students' Guide to Botany, 7
 Bigg (H. H.) on Orthopraxy, 11
 Bigg (R. H.) on the Orthopragms of Spine, 11
 Binz's Elements of Therapeutics, 7
 Black on the Urinary Organs, 14
 Braune's Topographical Anatomy, 3
 Brodhurst's Anchylosis, 11
 — Curvatures, &c., of the Spine, 11
 — Orthopædic Surgery, 11
 Bryant's Practice of Surgery, 11
 Bucknill and Tuke's Psychological Medicine, 5
 Bulkley on Diseases of the Skin, 13
 — on Eczema, 13
 Burdett's Cottage Hospitals, 5
 — Pay Hospitals, 5
 Burnett on the Ear, 12
 Burton's Midwifery for Midwives, 5
 Butlin's Sarcoma and Carcinoma, 13
 Buzzard's Diseases of the Nervous System, 9
 Carpenter's Human Physiology, 4
 Carter (H. V.) on Spirillum Fever, 8
 Carter (W.) on Renal and Urinary Diseases, 14
 Cayley's Typhoid Fever, 9
 Charteris' Practice of Medicine, 8
 Clark's Outlines of Surgery, 10
 Clay's (C.) Obstetric Surgery, 6
 Cobbold on Parasites, 14
 Coles' Dental Mechanics, 13
 — Deformities of the Mouth, 13
 Cormack's Clinical Studies, 8
 Coulson on Diseases of the Bladder, 14
 — on Stone in the Bladder, 14
 — on Syphilis, 14
 Courty's Diseases of the Uterus, Ovaries, &c., 5
 Cripps' Cancer of the Rectum, 14
 Cullingworth's Manual of Nursing, 7
 Curling's Diseases of the Testis, 13
 Daguene's Manual of Ophthalmoscopy, 12
 Dalby's Diseases and Injuries of the Ear, 12
 Dalton's Human Physiology, 4
 Day on Diseases of Children, 6
 — on Headaches, 10
 De Chaumont's Sanitary Assurance, 4
 Dobell's Lectures on Winter Cough, 8
 — Loss of Weight, &c., 8
 — Mont Dore Cure, 8
 Domville's Manual for Nurses, 6
 Druitt's Surgeon's Vade-Mecum, 11
 Duncan on the Female Perineum, 5
 — on Diseases of Women, 5
 Dunglison's Medical Dictionary, 14
 Eade on Diphtheria, 12
 Ellis's Manual for Mothers, 6
 — of the Diseases of Children, 6
 Emmet's Gynæcology, 5
 Fayrer's Climate and Fevers of India, 7
 — Observations in India, 7
 — Tropical Dysentery and Diarrhoea, 7
 Fenwick's Chronic Atrophy of the Stomach, 8
 — Medical Diagnosis, 8
 — Outlines of Medical Treatment, 8
 Fergusson's Practical Surgery, 10
 Flint on Clinical Medicine, 8
 — on Phthisis, 8
 Flower's Diagrams of the Nerves, 4
 Foster's Clinical Medicine, 8
 Fox's (C. B.) Examinations of Water, Air, and Food, 4
 Fox's (G. H.) Photographs of Cutaneous Syphilis, 14
 — Skin Diseases, 13
 Fox's (T.) Atlas of Skin Diseases, 13
 Frey's Histology and Histo-Chemistry, 4
 Fulton's Text-Book of Physiology, 4
 Galabin's Diseases of Women, 6
 Gamgee's Treatment of Wounds and Fractures, 11
 Gaskoin on Psoriasis or Lepra, 13
 Gay on Hæmorrhoidal Disorder, 13
 Gill on Indigestion, 10
 Glenn's Laws affecting Medical Men, 14
 Godlee's Atlas of Human Anatomy, 3
 Gowers' Diseases of the Spinal Cord, 9
 — Epilepsy, 9
 — Medical Ophthalmoscopy, 9
 — Pseudo-Hypertrophic Muscular Paralysis, 9
 Granville on Nerve Vibration and Excitation, 9
 Habershon's Diseases of the Abdomen, 9
 — Stomach, 9
 — Pneumogastric Nerve, 9
 Hamilton's Nervous Diseases, 9
 Hardwicke's Medical Education, 14
 Harley on Diseases of the Liver, 9
 Harris on Lithotomy, 14
 Harrison's Surgical Disorders of the Urinary Organs, 1
 — Lithotomy, Lithotripsy, &c., 14
 — Prevention of Stricture, 14
 Heath's Minor Surgery and Bandaging, 10
 — Operative Surgery, 10
 — Practical Anatomy, 3
 — Surgical Diagnosis, 10
 Higgers' Ophthalmic Out-patient Practice, 11
 Hillis' Leprosy in British Guiana, 13
 Hogg's Indian Notes, 7
 Holden's Dissections, 3
 — Human Osteology, 3
 — Landmarks, 3
 Holmes' (G.) Guide to Use of Laryngoscope, 12
 — Vocal Physiology and Hygiene, 12
 Hood on Gout, Rheumatism, &c., 9
 Hooper's Physicians' Vade-Mecum, 8
 Horton's Tropical Diseases, 8
 Hutchinson's Clinical Surgery, 11
 — Rare Diseases of the Skin, 13
 Huth's Marriage of Near Kin, 4
 Hyde's Diseases of the Skin, 13
 Ireland's Idiocy and Imbecility, 5
 Irvine's Relapse of Typhoid Fever, 9
 James (P.) on Sore Throat, 12
 Jones' (C. H.) Functional Nervous Disorders, 9
 Jones (C. H.) and Sieveking's Pathological Anatomy, 4
 Jones' (H. McN.) Aural Surgery, 12
 — Atlas of Diseases of Membrana Tympani, 12
 Jones' (T. W.) Ophthalmic Medicine and Surgery, 12
 Jordan's Surgical Enquiries, 11
 Lancereaux's Atlas of Pathological Anatomy, 4
 Lane's Lectures on Syphilis, 14
 Lee (H.) on Syphilis, 14
 Leared on Imperfect Digestion, 9
 Lewis (Bevan) on the Human Brain, 4
 Liebreich's Atlas of Ophthalmoscopy, 11
 Liveing's Megrin, Sick Headache, &c., 10
 Lucas's Indian Hygiene, 7
 Macdonald's (A.) Chronic Disease of the Heart, 6
 Macdonald's (J. D.) Examination of Water and Air, 4
 Macewen's Osteotomy: Knock-knee, Bow-leg, &c., 11
 Mackenzie on Diphtheria, 12
 — on Diseases of the Throat and Nose, 12
 Maclise's Dislocations and Fractures, 11
 — Surgical Anatomy, 3
 MacMunn's Spectroscope in Medicine, 8
 Macnab's Medical Account Books, 14
 Macnamara's Diseases of Bones and Joints, 11
 — Diseases of the Eye, 12
 Madden's Principal Health-Resorts, 10
 Marcet's Southern and Swiss Health-Resorts, 10
 Marsden's Certain Forms of Cancer, 13
 Martin's Military and State Medicine, 5
 Mason on Hare-Lip and Cleft Palate, 12
 — on Surgery of the Face, 12
 Mayne's Medical Vocabulary, 14
 — Notes on Poisons, 7
 — Therapeutical Remembrancer, 7
 Mitchell (R.) on Cancer Life, 13
 Mitchell's (S. Weir) Nervous System in Women, 6

[Continued on the next page.]

- Moore's Family Medicine for India, 7
 — Health-Resorts for Tropical Invalids, 7
 Morris' (H.) Anatomy of the Joints, 3
 Mouat and Snell on Hospitals, 5
 Nettleship's Diseases of the Eye, 12
 Nunn's Cancer of the Breast, 13
 Ogston's Medical Jurisprudence, 4
 Oppert's Hospitals, Infirmaries, Dispensaries, &c., 5
 Osborn on Diseases of the Testis, 13
 — on Hydrocele, 13
 Owen's Materia Medica, 7
 Page's Injuries of the Spine, 11
 Parkes' Practical Hygiene, 5
 Pavy on Diabetes, 10
 — on Food and Dietetics, 10
 Peacock's Diseases of the Heart, 9
 Pharmacopœia of the London Hospital, 7
 Phillips' Materia Medica and Therapeutics, 7
 Pirrie's Principles and Practice of Surgery, 11
 Pollock on Rheumatism, 9
 Pridham on Asthma, 8
 Purcell on Cancer, 13
 Radford's Cæsarean Section, 5
 Ralfe's Morbid Conditions of the Urine, 14
 Ramsbotham's Obstetrics, 6
 Reynolds' (J. J.) Diseases of Women, 6
 — Notes on Midwifery, 6
 Reynolds' (J. R.) Clinical Electricity, 10
 Roberts' (C.) Manual of Anthropometry, 5
 Roberts' (D. Lloyd) Practice of Midwifery, 5
 Ross's Diseases of the Nervous System, 9
 Roth on Dress: Its Sanitary Aspect, 4
 Roussel's Transfusion of Blood, 8
 Routh's Infant Feeding, 6
 Royle and Harley's Materia Medica, 7
 Sanderson's Physiological Handbook
 Sanson's Diseases of the Heart, 9
 — Antiseptic System, 9
 Savage on the Female Pelvic Organs, 6
 Sayre's Orthopædic Surgery, 11
 Schroeder's Manual of Midwifery, 6
 Sewill's Dental Anatomy, 12
 Sheppard on Madness, 5
 Sibson's Medical Anatomy, 3
 Sieveking's Life Assurance, 14
 Smith's (E.) Clinical Studies, 6
 — Wasting Diseases of Children, 6
 Smith's (Henry) Surgery of the Rectum, 14
 Smith's (Heywood) Dysmenorrhœa, 6
 — Gynæcology, 6
 Smith (Priestley) on Glaucoma, 12
 Snell's Electro-Magnet in Ophthalmic Surgery, 12
 Southam's Regional Surgery, 10
 Sparks on the Riviera, 10
 Squire's Companion to the Pharmacopœia, 7
 Squire's Pharmacopœias of London Hospitals, 7
 Starkweather on the Law of Sex, 4
 Stillé and Maisch's National Dispensatory, 7
 Stimson on Fractures, 11
 Stocken's Dental Materia Medica and Therapeutics, 12
 Sullivan's Tropical Diseases, 7
 Swain's Surgical Emergencies, 10
 Swayne's Obstetric Aphorisms, 6
 Taft's Operative Dentistry, 12
 Taylor's Medical Jurisprudence, 4
 — Poisons in relation to Medical Jurisprudence, 4
 Teale's Dangers to Health, 5
 Thompson's (Sir H.) Calculous Disease, 13
 — Diseases of the Prostate, 13
 — Diseases of the Urinary Organs, 13
 — Lithotomy and Lithotripsy, 13
 Thompson's (Dr. H.) Clinical Lectures, 8
 Thorowgood on Asthma, 8
 — on Materia Medica and Therapeutics, 7
 Thudichum's Pathology of the Urine, 14
 Tibbitts' Medical and Surgical Electricity, 10
 — Map of Motor Points, 10
 Tidy and Woodman's Forensic Medicine, 4
 Tilt's Change of Life, 6
 — Uterine Therapeutics, 6
 Tomes' (C. S.) Dental Anatomy, 12
 Tomes' (J. & C. S.) Dental Surgery, 12
 Van Buren on the Genito-Urinary Organs, 14
 Vintras on the Mineral Waters, &c., of France, 10
 Virchow's Post-mortem Examinations, 4
 Wagstaffe's Human Osteology, 3
 Walker's Ophthalmology, 12
 Waring's Indian Bazaar Medicines, 7
 — Practical Therapeutics, 7
 Warner's Guide to Medical Case-Taking, 8
 Waters' (A. T. H.) Diseases of the Chest, 8
 Waters (J. H.) on Fits, 9
 Wells (Spencer) on Ovarian and Uterine Tumours, 6
 West and Duncan's Diseases of Women, 5
 West (S.) How to Examine the Chest, 8
 Whistler's Syphilis of the Larynx, 12
 Whitehead's (J. L.) Climate of the Undercliff, 10
 Whittaker's Primer on the Urine, 14
 Wilks' Diseases of the Nervous System, 9
 Wilks and Moxon's Pathological Anatomy, 4
 Wilson's (Sir E.) Anatomists' Vade-Mecum, 3
 — Lectures on Dermatology, 13
 Wilson's (G.) Handbook of Hygiene, 5
 — Healthy Life and Dwellings, 5
 Wilson's (W. S.) Ocean as a Health-Resort, 10
 Wise's Davos Platz, 10
 Wolfe's Diseases and Injuries of the Eye, 11
 Yeo's Contagiousness of Pulmonary Consumption, 8
 Zander Institute Mechanical Exercises, 10

The following CATALOGUES issued by J. & A. CHURCHILL will be forwarded post free on application:—

A. J. & A. Churchill's General List of about 650 works on Anatomy, Physiology, Hygiene, Midwifery, Materia Medica, Medicine, Surgery, Chemistry, Botany, &c., &c., with a complete Index to their Subjects, for easy reference. N.B.—This List includes B, C, & D.

B. Selection from J. & A. Churchill's General List, comprising all recent Works published by them on the Art and Science of Medicine.

C. J. & A. Churchill's Catalogue of Text Books specially arranged for Students.

D. A selected and descriptive List of J. & A. Churchill's Works on Chemistry, Materia Medica, Pharmacy, Botany, Photography, Zoology, the Microscope, and other branches of Science.

E. The Half-yearly List of New Works and New Editions published by J. & A. Churchill during the previous six months, together with Particulars of the Periodicals issued from their House.

[Sent in January and July of each year to every Medical Practitioner in the United Kingdom whose name and address can be ascertained. A large number are also sent to the United States of America, Continental Europe, India, and the Colonies.]

AMERICA.—J. & A. Churchill being in constant communication with various publishing houses in Boston, New York, and Philadelphia, are able, notwithstanding the absence of international copyright, to conduct negotiations favourable to English Authors.

LONDON: NEW BURLINGTON STREET.

