

Summary of statistics of births and deaths for ... / Board of Health, Robert C. Davidon [and others].

Contributors

Baltimore County (Md.). Department of Health.
Royal College of Surgeons of England

Publication/Creation

Baltimore, MD : Health Department, 1891.

Persistent URL

<https://wellcomecollection.org/works/fvrcrg7h>

Provider

Royal College of Surgeons

License and attribution

This material has been provided by This material has been provided by The Royal College of Surgeons of England. The original may be consulted at The Royal College of Surgeons of England. where the originals may be consulted. This work has been identified as being free of known restrictions under copyright law, including all related and neighbouring rights and is being made available under the Creative Commons, Public Domain Mark.

You can copy, modify, distribute and perform the work, even for commercial purposes, without asking permission.



Wellcome Collection
183 Euston Road
London NW1 2BE UK
T +44 (0)20 7611 8722
E library@wellcomecollection.org
<https://wellcomecollection.org>

HEALTH DEPARTMENT OF THE CITY OF BALTIMORE.

25

OFFICE OF THE REGISTRAR OF VITAL STATISTICS,

CITY HALL.

BOARD OF HEALTH.

HON. ROBERT C. DAVIDSON, MAYOR.

GEORGE H. ROHÉ, M. D., PRESIDENT,

Commissioner of Health and Registrar.

JAMES F. McSHANE, M. D.

Assistant Commissioner of Health.

A. ROBERT CARTER,

Secretary.



Summary of Statistics of Births and Deaths for January, 1891.

Population—White, 384,394; Colored, 71,033. Total, 455,427.

Mortality for Month of January, 1891—Whites, 601; Colored, 179. Total, 780.

Annual Death Rate per 1,000—White, 18.75; Colored, 30.25. Whole, 20.57.

Births Reported*—819; White Males, 361; White Females, 355; Colored Males, 57; Colored Females, 46.

Annual Birth Rate per 1,000—White, 22.30; Colored, 17.40. Whole, 21.60.

Still Births†—75. **Marriages**—363.

*The Returns of Births are incomplete.

†Still-Births are not included in the Mortality.

COMPARATIVE MONTHLY MORTALITY.

1888.....	642	1889.....	612	1890.....	930	1891.....	780
-----------	-----	-----------	-----	-----------	-----	-----------	-----

Total Number of Decedents between the Age of 70 and 102—82. Combined ages, 6,597 years, averaging 80 years 5 months.

GENERAL SUMMARY.

The Weather.—The mean barometric pressure for January was 30.09; mean temperature, 38°; total precipitation, 4.89 inches, and prevailing direction of wind, *Northwest*. The temperature was 1.01° higher than the normal for the month, and the excess in precipitation was 1.69 inches. The number of clear and fair days was 23.

Mortality.—The total deaths were 780, as against 930 for the corresponding month of 1890. Of these, 601 were white and 179 colored, a death rate of 18.72 per thousand for the former and 30.25 for the latter. 86 died from zymotic diseases, 104 from consumption and 113 from pneumonia. 248, or 32 per cent. of the total deaths, were in children under five years of age.

Infectious Diseases Reported.—During the month 186 cases of infectious diseases were reported, a decrease of 44 from December 1890. The greatest decrease occurred in diphtheria, croup and scarlet fever, and there was a decided increase in measles. Diphtheria, croup and scarlet fever fell from 104, 22 and 73 cases, respectively, in December to 59, 14 and 55 in January. Measles increased from 4 cases in December to 33 in January, and whooping cough from 23 to 24.

Deaths in Hospitals.—Sixty-two deaths occurred in public institutions, of which eleven were reported as non-residents.

Actual Mortality for the Month of January, 1891. Males and Females, White and Colored.

CAUSE OF DEATH.	WHITE.		COLORED		CAUSE OF DEATH.	WHITE		COLORED		CAUSE OF DEATH.	WHITE.		COLORED	
	M.	F.	M.	F.		M.	F.	M.	F.		M.	F.	M.	F.
Abscess of Liver.....	1	Dropsy (Gen'l).....	2	3	..	1	Intemperance.....	2	1
Anæmia.....	" Cardiac.....	Jaundice.....	..	1	..	1
" Pernicious.....	..	1	" Renal.....	Laparatomy.....	..	1
Angina Pectoris.....	1	3	Drowned.....	Mumps.....
Apoplexy.....	9	6	1	2	Dysentery.....	..	3	Malformation.....	1
Asphyxia.....	2	..	Epilepsy.....	..	1	1	..	Malnutrition.....	2	2
Asthma.....	..	3	..	1	Endocarditis.....	2	Miscarriage.....
Asthenia.....	4	5	2	1	Erysipelas.....	1	1	Marasmus.....	3	8	1	2
Atrophy of Liver.....	..	2	Enterocolitis.....	3	Measles.....	1	4
Atelectasis Pulmonum....	..	5	..	1	Empyema.....	Meningitis.....	5	1
Bright's Disease.....	7	2	1	1	Embolism.....	1	" Tubercular.....	2	2
Burns.....	..	1	..	2	Exposure.....	1	..	" Cerebro Spinal.....
Congestive Chill.....	Fistula.....	Murder.....	1
Capillary Bronchitis.....	3	1	Fever Intermittent.....	..	1	Neurasthenia.....	..	1
Catarrh.....	" Catarrhal.....	Old Age.....	14	20	4	3
" Bronchial.....	" Malarial.....	1	1	..	1	Paralysis.....	10	14	1	..
" Nasal.....	" Puerperal.....	Pneumonia.....	42	36	19	15
Cancer of Stomach.....	4	2	" Remittent.....	" Broncho.....	1	1	1	..
" Rectum.....	1	1	" Scarlet.....	2	2	" Pleuro.....	1	1
" Liver.....	1	" Typhoid.....	7	5	1	2	" Typhoid.....	2
" Ear.....	1	" Typho-Malarial.....	2	1	Poison.....	..	1
" Bladder.....	1	Fracture of Femur.....	Progressive Locomotor
" Breast.....	..	2	" Skull.....	1	..	Ataxia.....
" Uterus.....	..	6	..	1	Gall Stones.....	..	1	Premature Birth.....	6	5	1	1
" Ovarian.....	..	1	Gangrene Senile.....	1	Prolonged Labor.....	1	1
" Bowels.....	1	1	" of Perineum.....	Pott's Disease.....
" Pelvis.....	..	1	Gastroenteritis.....	4	Puerperal Peritonitis.....
" Throat.....	..	1	Hernia.....	" Septicæmia.....	..	3
" Lower Jaw.....	1	" Strangulated.....	3	" Metritis.....	..	1
" Tongue.....	1	Hemorrhage of Stomach..	" Mania.....	..	1
Child Birth.....	..	1	..	1	" Navel.....	1	..	Pyæmia.....
Cholera Infantum.....	1	" Brain.....	2	Rheumatism.....
" Morbus.....	" Lungs.....	1	" Inflammatory.....	2	1
Cirrhosis of Liver.....	2	..	1	..	" Uterus.....	Scalds.....	1	2
Concussion of Brain.....	" Bowels.....	Stricture of Bowels.....	1	2
Congestion of Brain.....	1	2	1	1	Hydrocephalus.....	Scrofula.....	2
" Lungs.....	4	2	1	1	Hæmoptysis.....	Softening of Brain.....	1
" Liver.....	Inanition.....	4	2	2	2	Suffocation by Illumina-
Consumption of Bowels....	Indigestion.....	ting Gas.....	1	..	1	..
" Lungs.....	40	34	12	18	Insanity.....	Sclerosis of Brain.....
Convulsions.....	9	13	10	4	Inflammation of Brain....	Suicide.....	2	1	1	..
" Puerperal.....	..	1	" Bladder.....	..	1	..	1	Syphilis.....	1
Croup.....	2	1	..	1	" Bowels.....	..	2	..	1	Synovitis.....	..	1
Cyanosis.....	2	" Stomach.....	2	1	..	1	Trismus Nascentium....	1	2	..	1
Colic.....	" Bronchi.....	7	13	7	4	Tumor, Ovarian.....	..	1
Dentition.....	3	2	1	1	" Kidneys.....	5	4	1	2	" Cerebral.....	1
Diabetes.....	1	" Larynx.....	1	1	" Abdominal.....	..	1
Delirium Tremens.....	1	" Liver.....	1	Uræmia.....	3	1
Dyspepsia.....	" Pericardium.....	Ulcer of Leg.....
Diarrhœa.....	1	" Peritonæum.....	2	3	Unknown Adult.....	1	..	1	..
Diphtheria.....	11	11	..	4	" Pleura.....	1	Whooping Cough.....	7	4	1	3
Disease of the Brain.....	" Tonsils.....	Wounds by Cars.....	6
" Heart.....	15	13	5	4	Influenza.....	1	1	" Crushed.....	3
" Liver.....	Intussusception.....	" Fall.....	3	3	2	..
" Spine.....	Totals.....	55	45	15	18	" Gunshot.....
Totals.....	127	122	37	48	Between 15 and 20 years..	8	8	1	7	Totals.....	130	122	33	28
Under 1 year.....	63	49	24	20	" 20 and 30 years..	27	23	2	11	Between 70 and 80 years.	15	38	2	9
Between 1 and 2 years....	20	14	7	6	" 30 and 40 years..	30	20	9	11	" 80 and 90 years..	12	17	3	2
" 2 and 5 years....	17	17	8	3	" 40 and 50 years..	36	25	9	5	" 90 and 100 years..	4	4	1	2
Total under 5 years.....	100	80	39	29	" 50 and 60 years..	34	26	7	5	" 100 and 110 years..	1	..
Between 5 and 10 years....	9	10	3	3	" 60 and 70 years..	33	34	6	5	Above 110 years.....
" 10 and 15 years....	4	4	2	5							312	289	85	94

Summary of Sanitary Statistics

OF THE CITY OF BALTIMORE

FOR JANUARY, 1891.

POPULATION	
U. S. Census 1880	441,730
U. S. Census Nov. 1890	475,000
White	384,000
Colored	91,000

POPULATION BY WARDS

From Census November, 1890

Ward	White	Colored	Total
First	12,000	1,000	13,000
Second	15,000	1,500	16,500
Third	18,000	2,000	20,000
Fourth	20,000	2,500	22,500
Fifth	22,000	3,000	25,000
Sixth	25,000	3,500	28,500
Seventh	28,000	4,000	32,000
Eighth	30,000	4,500	34,500
Ninth	32,000	5,000	37,000
Tenth	35,000	5,500	40,500
Eleventh	38,000	6,000	44,000
Twelfth	40,000	6,500	46,500
Thirteenth	42,000	7,000	49,000
Fourteenth	45,000	7,500	52,500
Fifteenth	48,000	8,000	56,000
Sixteenth	50,000	8,500	58,500
Seventeenth	52,000	9,000	61,000
Eighteenth	55,000	9,500	64,500
Nineteenth	58,000	10,000	68,000
Twentieth	60,000	10,500	70,500
Twenty-first	62,000	11,000	73,000
Twenty-second	65,000	11,500	76,500
Twenty-third	68,000	12,000	80,000
Twenty-fourth	70,000	12,500	82,500
Twenty-fifth	72,000	13,000	85,000
Twenty-sixth	75,000	13,500	88,500
Twenty-seventh	78,000	14,000	92,000
Twenty-eighth	80,000	14,500	94,500
Twenty-ninth	82,000	15,000	97,000
Thirtieth	85,000	15,500	100,500
Total	1,000,000	150,000	1,150,000



Total Deaths	
White	1,000
Colored	500
Total	1,500
Total Burials	
White	1,200
Colored	600
Total	1,800

AVERAGE DAILY WATER SUPPLY.
12,000,000 Gallons

SYMBOLS USED IN MAP.

- Q - Quinlan's
- D - Diphtheria and Group
- M - Measles
- S - Scarlet Fever
- T - Typhoid Fever
- V - Small Pox

Ward Map of Baltimore
PUBLISHED BY THE
HEALTH DEPARTMENT
OF THE
CITY OF BALTIMORE
1891.

Scale
1 Mile
1/2 Mile
1/4 Mile

Summary of Sanitary Statistics OF THE CITY OF BALTIMORE, FOR JANUARY, 1891.

POPULATION:	Police Census Nov. 1890,	{ White 384,394 Colored 71,033
	U. S. Census 1890, - - - -	434,439

POPULATION BY WARDS.

POLICE CENSUS NOVEMBER, 1890:

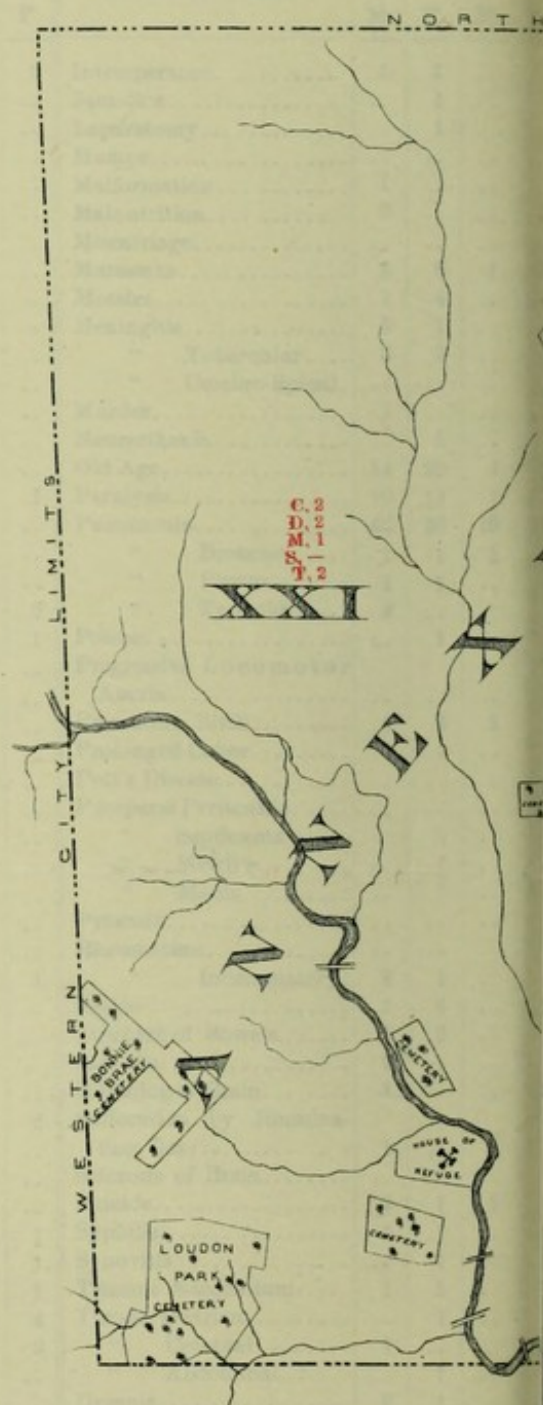
Wards.	White.	Colored.	Total.
First.....	23,001	443	23,474
Second.....	19,024	391	19,415
Third.....	14,151	2,167	16,318
Fourth.....	13,987	2,413	16,400
Fifth.....	12,406	3,264	15,670
Sixth.....	24,302	3,843	28,145
Seventh.....	24,449	1,290	25,739
Eighth.....	22,368	4,314	26,682
Ninth.....	13,640	3,242	16,882
Tenth.....	11,855	4,392	16,147
Eleventh.....	10,264	11,005	21,269
Twelfth.....	20,175	5,251	25,426
Thirteenth.....	12,619	2,407	15,026
Fourteenth.....	15,739	2,323	18,062
Fifteenth.....	11,567	3,574	15,141
Sixteenth.....	10,557	4,281	14,838
Seventeenth.....	25,719	764	26,483
Eighteenth.....	24,094	3,393	27,487
Nineteenth.....	20,032	5,426	25,458
Twentieth.....	16,811	3,799	20,610
Twenty-first.....	15,510	918	16,428
Twenty-second.....	22,094	2,233	24,327
Total.....	384,394	71,033	455,427

TOTAL DEATHS,	White.....	{ Male..... 312 Female... 289
	Colored.....	{ Male..... 85 Female... 94
TOTAL BIRTHS REPORTED,	White.....	{ Male..... 361 Female... 355
	Colored.....	{ Male..... 57 Female... 46

AVERAGE DAILY WATER SUPPLY,
45,000,000 Gallons.

SYMBOLS USED IN MAP.

C—Consumption.
D—Diphtheria and Croup.
M—Measles.
S—Scarlet Fever.
T—Typhoid Fever.
V—Small-Pox.



Ward Map of Baltimore

PUBLISHED BY THE
HEALTH DEPARTMENT
OF THE
CITY OF BALTIMORE, MD.
1891.

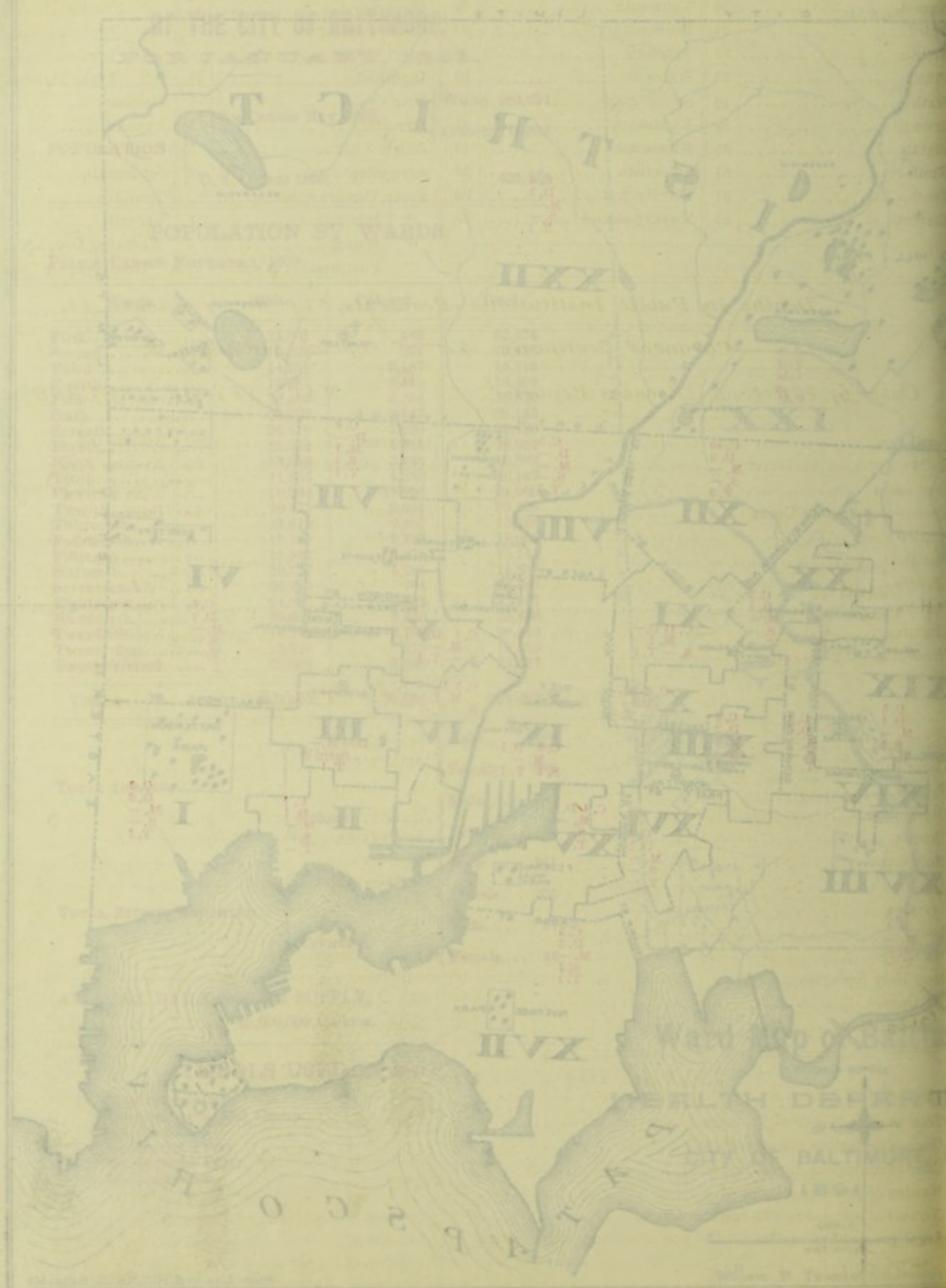
SCALE.
ONE MILE.

William P. Twamley C.E. Delin.

Summary of Sanitary Statistics

OF THE CITY OF BALTIMORE

FOR THE YEAR 1894



DEATHS IN EACH WARD.

First.....	35	Twelfth.....	50
Second.....	30	Thirteenth.....	29
Third.....	32	Fourteenth.....	32
Fourth.....	20	Fifteenth.....	28
Fifth.....	29	Sixteenth.....	29
Sixth.....	42	Seventeenth.....	48
Seventh.....	31	Eighteenth.....	41
Eighth.....	35	Nineteenth.....	46
Ninth.....	54	Twentieth.....	32
Tenth.....	21	Twenty-first.....	26
Eleventh.....	53	Twenty-second.....	37

DEATHS FROM ZYMOTIC DISEASES.

Croup.....	4	Fever, Remittent.....	..
Cholera.....	..	“ Scarlet.....	4
Cholera Infantum.....	1	“ Typhoid.....	15
“ Morbus.....	..	“ Typhus.....	..
Diphtheria.....	26	“ Typho Malarial.....	3
Diarrhœa.....	1	Measles.....	5
Dysentery.....	3	Pyæmia.....	..
Entero Colitis.....	3	Small-pox.....	..
Erysipelas.....	2	Septicæmia.....	..
Fever, Cerebro Spinal.....	..	Tonsillitis.....	..
“ Intermittent.....	1	Varicella.....	..
“ Malarial.....	3	Whooping Cough.....	15
“ Puerperal.....	..	Total Zymotic Diseases.....	86

Deaths in Public Institutions—Residents, 51; Non-residents, 11.

Coroners' Certificates, 42.

Official Autopsies, 4.

Cases of Infectious Diseases Reported.

Small Pox.....	..
Yellow Fever.....	..
Diphtheria.....	59
Pseudo-Membranous Croup.....	14
Scarlet Fever.....	55
Varioloid.....	..
Cholera.....	..
Measles.....	33
Mumps.....	1
Whooping Cough.....	24

NATIVITY OF DECEASED.

Maryland.....	560	Switzerland.....	..
Other parts of the U. S.....	83	Austrian Empire.....	1
Canada.....	1	Sweden and Norway.....	..
England.....	12	Russia.....	2
Scotland.....	1	Netherlands.....	..
Wales.....	1	Denmark.....	..
Ireland.....	42	Italy.....	1
Germany.....	74	Other foreign countries.....	..
France.....	1	Unknown.....	1
		Total.....	780

INTERMENTS IN CEMETERIES.

Baltimore.....	74	Sharp Street.....	71
Cedar Hill.....	17	Sweet Home.....	4
Friends.....	1	St. Alphonsus'.....	39
Greenmount.....	56	St. Paul's.....	4
Hebrew.....	8	St. Patrick's.....	9
Holy Cross.....	30	St. Peter's.....	24
Loudon Park.....	64	St. Mary's.....	5
Lorraine.....	1	St. Vincent.....	8
Laurel.....	66	Western.....	34
Mt. Olivet.....	33	Public Cemeteries.....	24
Most Holy Redeemer.....	20	All others.....	37
Mt. Carmel.....	16	Out of City.....	79
New Cathedral.....	56	Received from out of City.....	66

INSPECTION AND DISINFECTION DIVISION.

Total number of inspections made.....	205	Number of permits issued to clean privies.....	1892
Cases of contagious disease reported....	186	Number of loads of night soil received at dumps { Winans' Cove.	2313
Cases of contagious disease inspected.....	185	{ Foley's Wharf.	
Number of premises disinfected.....	51	Number of permits granted to lay drains....	58
Number of notices to abate nuisance issued.....	540	Number of plumbing permits issued	81
Legal proceedings instituted for non-compliance with notice served	2	Number of inspections of plumbing and drain work	111
		Number of registered plumbers in the city.....	239

UNITED STATES SIGNAL SERVICE.

METEOROLOGICAL SUMMARY.

BALTIMORE, MD., MONTH OF JANUARY, 1891.

DATE.	TEMPERATURE.			PRECIPITATION, IN INCHES AND HUNDREDTHS.	SUMMARY.
	Mean.	Maximum.	Minimum.		
1.....	38	42	34	.25	MEAN BAROMETER..... 30.09
2.....	47	54	40	.21	Highest barometer..... 30.55, date..... 8th
3.....	32	34	30	..	Lowest barometer..... 29.27, date..... 11th
4.....	25	30	21	T	MEAN TEMPERATURE..... 38
5.....	27	32	22	T	Highest temp..... 60, date... 27th; Lowest temp..... 21, date..... 4th
6.....	30	37	24	T	Greatest daily range of temperature..... 23, date..... 27th
7.....	29	36	22	..	Least daily range of temperature..... 2, date..... 31st
8.....	32	40	25	..	MEAN TEMPERATURE for this month in
9.....	32	36	27	..	1871..... 35 1877..... 31 1883..... 32 1889..... 38
10.....	37	44	30	T	1872..... 34 1878..... 35 1884..... 32 1890..... 44
11.....	42	52	33	1.16	1873..... 34 1879..... 31 1885..... 34 1891..... 38
12.....	41	45	37	.28	1874..... 39 1880..... 43 1886..... 29 1892..... ..
13.....	35	38	32	..	1875..... 30 1881..... 30 1887..... 32 1893..... ..
14.....	39	47	31	..	1876..... 41 1882..... 35 1888..... 29 1894..... ..
15.....	34	39	30	..	Total excess in temperature during month..... 1.01
16.....	36	42	31	..	Total excess in temperature since January 1st..... 1.01
17.....	34	36	32	.36	Prevailing direction of wind..... N.W.
18.....	34	37	32	.05	Total movement of wind..... 3,740 miles
19.....	34	42	26	..	Extreme velocity of wind, direction and date..... 28—S. W.—25th
20.....	38	45	31	..	Total precipitation..... 4.89 inches
21.....	40	46	33	T	Number of days on which .01 inch or more of precipitation fell..... 13
22.....	48	54	41	1.31	TOTAL PRECIPITATION (in inches) for this month in
23.....	42	50	35	..	1871..... 1.55 1878..... 4.51 1885..... 3.07
24.....	39	45	33	.10	1872..... .88 1879..... 2.59 1886..... 4.48
25.....	36	41	32	.84	1873..... 4.27 1880..... 2.26 1887..... 2.57
26.....	38	48	28	..	1874..... 2.22 1881..... 4.84 1888..... 3.35
27.....	48	60	37	..	1875..... 2.51 1882..... 5.38 1889..... 4.22
28.....	44	50	38	.02	1876..... 1.67 1883..... 3.16 1890..... 1.80
29.....	44	46	41	.06	1877..... 3.80 1884..... 4.81 1891..... 4.89
30.....	50	55	44	.01	Total excess in precipitation during month..... 1.69
31.....	39	40	38	.24	Total excess in precipitation since January 1st..... 1.69
					Number of cloudless days... 15; Partly cloudy days... 8; Cloudy days... 8
					Dates of frost.....

C. P. CRONK,
Observer, Signal Service, U. S. A.

NOTE.—Barometer reduced to sea level. "T" indicates trace of precipitation.

HEALTH DEPARTMENT OF THE CITY OF BALTIMORE.

OFFICE OF THE REGISTRAR OF VITAL STATISTICS,

CITY HALL.

BOARD OF HEALTH.

HON. ROBERT C. DAVIDSON, MAYOR.

GEORGE H. ROHÉ, M. D., PRESIDENT,


Commissioner of Health and Registrar.

JAMES F. McSHANE, M. D.

Assistant Commissioner of Health.

A. ROBERT CARTER,

Secretary.



Summary of Statistics of Births and Deaths for February, 1891.

Population—White, 384,394; Colored, 71,033. Total, 455,427.

Mortality for Month of February, 1891—Whites, 533; Colored, 169. Total, 702.

Annual Death Rate per 1,000—White, 16.81; Colored, 28.56. Whole, 18.49.

Births Reported*—788; White Males, 339; White Females, 352; Colored Males, 45; Colored Females, 52.

Annual Birth Rate per 1,000—White, 21.59; Colored, 16.40. Whole, 21.00.

Still Births†—64. **Marriages**—327.

*The Returns of Births are incomplete.

†Still-Births are not included in the Mortality.

COMPARATIVE MONTHLY MORTALITY.

1888.....	711	1889.....	632	1890.....	787	1891.....	702
-----------	-----	-----------	-----	-----------	-----	-----------	-----

Total Number of Decedents between the Age of 70 and 106—82. Combined ages, 6,441 years, averaging 78 years 6 months.

GENERAL SUMMARY.

The Weather.—The mean barometric pressure during February was 30.12 inches; mean temperature, 41°; total precipitation, 5.52 inches, and prevailing direction of wind, *Northwest*. The temperature was 1.27° higher than the normal for the month, and the excess in precipitation was 1.98 inches. The total number of clear and fair days was 18.

Mortality.—The total deaths were 702, as against 787 for the corresponding month of 1890. Of these, 533 were white and 169 colored, a death rate of 16.81 per thousand for the former and 28.56 per thousand for the latter. The death rate for the whole population was 18.49 per thousand. 77 persons died from infectious diseases, 102 from consumption and 78 from pneumonia. 250, or 35.6 per cent. of the total deaths, were in children under five years of age.

Infectious Diseases Reported.—During the month 207 cases of infectious diseases were reported, an increase of 21 over January. In diphtheria and scarlet fever, there was a slight decrease, measles remained nearly stationary in prevalence, while whooping cough and croup showed a decided increase. Croup, measles and whooping cough increased from 14, 33 and 24 respectively, in January, to 20, 34 and 50 in February. Diphtheria decreased from 59 to 57, and scarlet fever from 55 to 45.

Deaths in Hospitals.—*Fifty-two* deaths occurred in public institutions, of which *eighteen* were reported as non-residents.

Actual Mortality for the Month of February, 1891. Males and Females, White and Colored.

CAUSE OF DEATH.	WHITE.		COLORED		CAUSE OF DEATH.	WHITE.		COLORED		CAUSE OF DEATH.	WHITE.		COLORED	
	M.	F.	M.	F.		M.	F.	M.	F.		M.	F.	M.	F.
Abscess of Lung.....	1	Dropsy (Gen'l).....	1	Intemperance.....	1	1	1	..
Appendicitis.....	1	" Cardiac.....	Jaundice.....	1	2
Anæmia.....	1	1	" Renal.....	Laparatomy.....	..	1
Angina Pectoris.....	..	1	Drowned.....	Leucocythæmia.....	1	1	..	1
Albuminuria.....	1	Dysentery.....	1	3	Malformation.....
Apoplexy.....	7	5	3	4	Epilepsy.....	..	1	Menopause.....	1
Aneurism of Aorta.....	1	1	1	..	Endocarditis.....	Miscarriage.....
Asphyxia.....	1	Erysipelas.....	1	Marasmus.....	10	7	3	4
Asthma.....	..	3	..	1	Enterocolitis.....	Meningitis.....	7	6	1	1
Ascites.....	1	Empyema.....	" Tubercular.....	4	2	..	3
Asthenia.....	4	4	2	..	Embolism.....	" Cerebro Spinal.....	2	1	..	1
Atelectasis Pulmonum....	1	1	1	..	Exposure.....	Murder.....
Bright's Disease.....	13	5	2	..	Fistula.....	Metro Peritonitis.....	..	1
Burns.....	..	1	Fever Intermittent.....	Neurasthenia.....	..	1
Capillary Bronchitis.....	4	1	3	3	" Catarrhal.....	Old Age.....	18	8	1	4
Catarrh.....	" Malarial.....	2	..	Ovariectomy.....	..	1
" Bronchial.....	" Puerperal.....	2	Paralysis.....	6	8	2	3
" Nasal.....	" Remittent.....	1	Pneumonia.....	26	21	13	13
Cancer of Stomach.....	" Scarlet.....	1	" Broncho.....	1	..	1	..
" Antrum.....	1	" Typhoid.....	4	3	..	1	" Pleuro.....	2
" Rectum.....	..	2	" Typho-Malarial.....	..	1	" Typhoid.....	..	1
" Prostrate Gland.....	1	Fracture of Femur.....	Poison.....
" Liver.....	" Skull.....	Progressive Locomotor
" Face.....	1	Gall Stones.....	Ataxia.....	..	1
" Mesentery.....	..	1	Gangrene Senile.....	..	1	Premature Birth.....	4	4	1	1
" Bladder.....	" of Perineum.....	Prolonged Labor.....	..	1
" Breast.....	..	2	Gastroenteritis.....	3	4	..	1	Puerperal Peritonitis.....	..	1
" Uterus.....	..	3	Hernia.....	" Septicæmia.....	..	2
" Ovarian.....	" Strangulated.....	..	1	" Metritis.....
" Bowels.....	..	1	Hemorrhage of Stomach..	Pyæmia.....	1
" Throat.....	" Navel.....	Rheumatism.....	3
Child Birth.....	..	3	" Brain.....	5	" Inflammatory.....	1
Calculus.....	1	" Lungs.....	2	Scalds.....	1
Cholera Infantum.....	1	" Uterus.....	Septicæmia.....	1	2
" Morbus.....	" Bowels.....	..	1	Stricture of Bowels.....	1	..	1	..
Cirrhosis of Liver.....	2	..	1	..	" Post Partem.....	..	1	Scrotula.....
Concussione of Brain.....	Hydrocephalus.....	1	..	Softening of Brain.....	3	1	..	1
Carbuncle.....	1	1	Hæmoptysis.....	Suffocation by Illumina-
Congestion of Brain.....	2	Inanition.....	2	1	3	2	" ting Gas.....
" Lungs.....	1	3	1	1	Indigestion.....	1	Sclerosis of Brain.....
Consumption of Bowels....	2	Insanity.....	Suicide.....
" Lungs.....	46	38	10	8	Inflammation of Brain...	Surgical Kidney.....	1
Convulsions.....	9	11	4	10	" Bladder.....	Syphilis.....	..	2	1	..
Croup.....	3	1	" Bowels.....	3	1	2	2	Trismus Nascentium....
Cyanosis.....	3	" Stomach.....	4	2	1	2	Tumor, Ovarian.....
Dentition.....	2	3	1	..	" Bronchi.....	7	5	7	6	" Cerebral.....
Diabetes.....	2	2	" Kidneys.....	8	1	..	2	" Abdominal.....
Debility.....	..	4	" Larynx.....	Uræmia.....	2	1
Delirium Tremens.....	1	" Liver.....	Ulcer of Leg.....
Distocia.....	..	1	" Pericardium.....	1	Unknown Infant.....	..	1
Dyspepsia.....	..	2	" Peritonæum.....	..	2	Varicella.....	..	1
Diarrhœa.....	1	2	1	..	" Pleura.....	2	1	Whooping Cough.....	3	4	1	4
Diphtheria.....	15	12	" Tonsils.....	Wounds by Cars.....	1
Disease of the Brain.....	Influenza.....	..	1	" Crushed.....
" Heart.....	14	11	6	6	Totals.....	46	29	16	20	" Fall.....	2	2
Totals.....	145	125	36	34						Totals.....	103	85	26	27
Under 1 year.....	68	50	27	17	Between 15 and 20 years..	6	8	2	1	Between 70 and 80 years.	27	18	3	6
Between 1 and 2 years....	19	13	9	13	" 20 and 30 years..	24	29	5	10	" 80 and 90 years.	17	9	..	3
" 2 and 5 years....	14	8	6	6	" 30 and 40 years..	23	23	8	7	" 90 and 100 years.	1	1	..	1
Total under 5 years.....	101	71	42	36	" 40 and 50 years..	28	22	8	6	" 100 and 110 years.	1	1
Between 5 and 10 years....	8	8	2	3	" 50 and 60 years..	26	23	4	8	Above 110 years.....
" 10 and 15 years....	2	6	..	2	" 60 and 70 years..	31	21	3	7	Total.....	294	239	78	91

Summary of Sanitary Statistics

OF THE CITY OF BALTIMORE,

FOR THE YEAR 1891.

POPULATION: U. S. Census 1890, 134,400; Police Census Nov. 1890, 131,000; White 84,439; Colored 46,561.

POPULATION BY WARDS

Police Census November 1890.

Wards: Total, White, Colored.

First	22,001	148	22,149
Second	20,084	801	20,885
Third	21,181	2,167	23,348
Fourth	13,907	177	14,084
Fifth	12,800	304	13,104
Sixth	24,500	1,000	25,500
Seventh	24,440	1,300	25,740
Eighth	22,000	1,114	23,114
Ninth	13,000	177	13,177
Tenth	18,000	177	18,177
Eleventh	31,000	1,300	32,300
Twelfth	20,000	1,300	21,300
Thirteenth	18,000	1,300	19,300
Fourteenth	18,000	1,300	19,300
Fifteenth	18,000	1,300	19,300
Sixteenth	20,000	1,300	21,300
Seventeenth	20,000	1,300	21,300
Eighteenth	20,000	1,300	21,300
Nineteenth	18,000	1,300	19,300
Twentieth	18,000	1,300	19,300
Twenty-first	18,000	1,300	19,300
Twenty-second	20,000	1,300	21,300
Total	644,000	21,000	665,000

Total Deaths	Male 1,300; Female 1,300; Total 2,600.
Total Living Retarded	Male 1,300; Female 1,300; Total 2,600.
Colored	Male 1,300; Female 1,300; Total 2,600.
White	Male 1,300; Female 1,300; Total 2,600.

SYMBOLS USED IN MAP.

- G—Consumption.
- D—Diphtheria and Croup.
- M—Measles.
- S—Scarlet Fever.
- T—Typhoid Fever.
- V—Small-Pox.

AVERAGE DAILY WATER SUPPLY, 10,000,000 Gallons.

Ward Map of Baltimore, HEALTH DEPARTMENT, CITY OF BALTIMORE, 1891.

ON THE CITY OF BALTIMORE, 1891.

Summary of Sanitary Statistics

OF THE CITY OF BALTIMORE.

FOR THE YEAR 1901.

POPULATION:

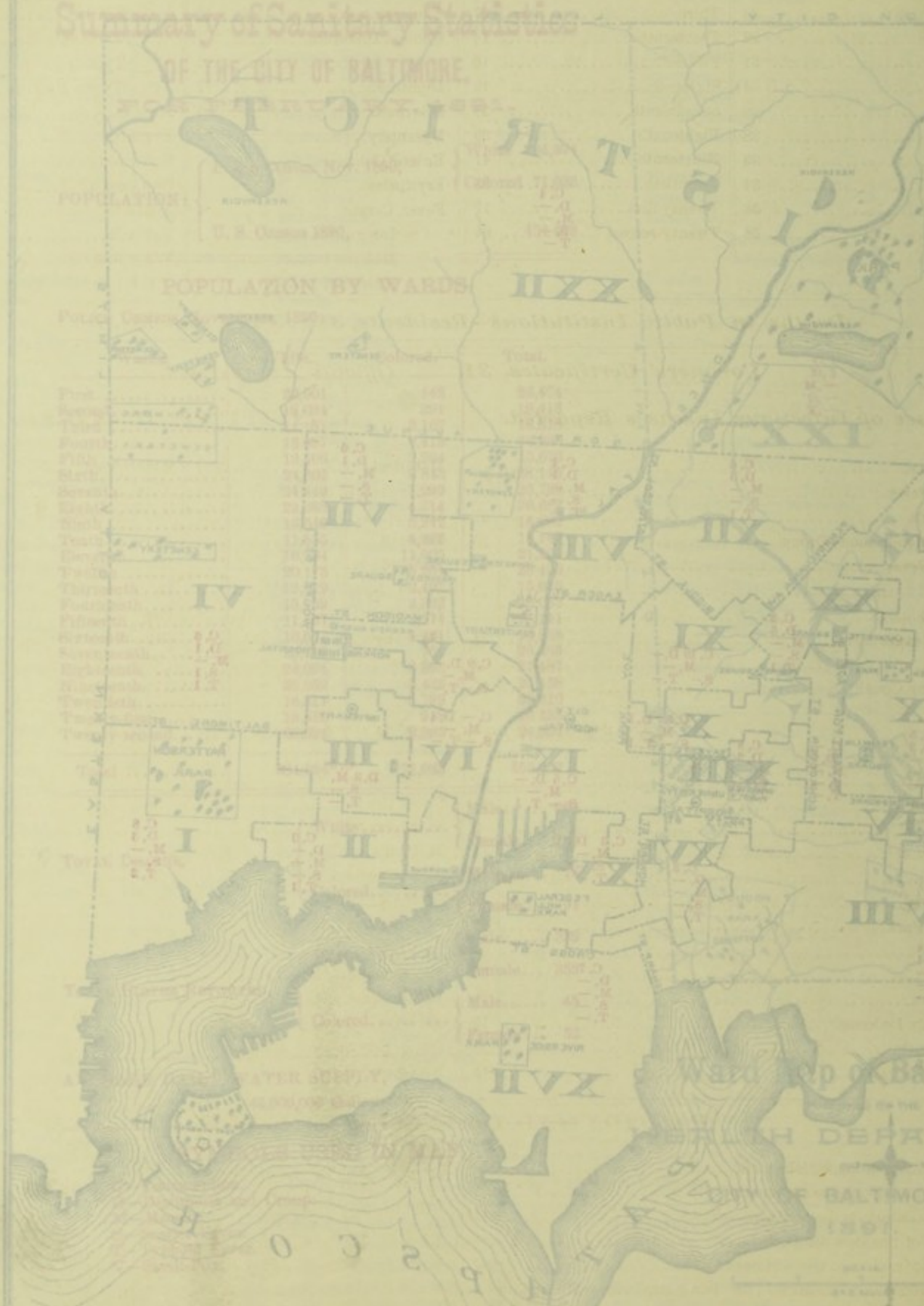
1890

U. S. Census 1890

POPULATION BY WARDS

1900

First	1,200	1,200
Second	1,200	1,200
Third	1,200	1,200
Fourth	1,200	1,200
Fifth	1,200	1,200
Sixth	1,200	1,200
Seventh	1,200	1,200
Eighth	1,200	1,200
Ninth	1,200	1,200
Tenth	1,200	1,200
Eleventh	1,200	1,200
Twelfth	1,200	1,200
Thirteenth	1,200	1,200
Fourteenth	1,200	1,200
Fifteenth	1,200	1,200
Sixteenth	1,200	1,200
Seventeenth	1,200	1,200
Eighteenth	1,200	1,200
Nineteenth	1,200	1,200
Twentieth	1,200	1,200
Twenty-first	1,200	1,200
Twenty-second	1,200	1,200
Twenty-third	1,200	1,200
Twenty-fourth	1,200	1,200
Twenty-fifth	1,200	1,200
Twenty-sixth	1,200	1,200
Twenty-seventh	1,200	1,200
Twenty-eighth	1,200	1,200
Twenty-ninth	1,200	1,200
Thirtieth	1,200	1,200



Ward Map of Baltimore
 PREPARED BY THE
 HEALTH DEPARTMENT
 CITY OF BALTIMORE
 1901

DEATHS IN EACH WARD.

First.....	39	Twelfth	49
Second.....	23	Thirteenth	37
Third.....	22	Fourteenth.....	14
Fourth.....	31	Fifteenth.....	16
Fifth.....	24	Sixteenth.....	19
Sixth.....	48	Seventeenth.....	55
Seventh.....	38	Eighteenth.....	29
Eighth.....	33	Nineteenth.....	41
Ninth.....	34	Twentieth.....	35
Tenth.....	26	Twenty-first.....	17
Eleventh.....	38	Twenty-second	34

DEATHS FROM ZYMOTIC DISEASES.

Croup.....	4	Fever, Remittent	1
Cholera.....	..	“ Scarlet	1
Cholera Infantum.....	1	“ Typhoid	8
“ Morbus.....	..	“ Typhus...
Diphtheria.....	27	“ Typho Malarial.....	1
Diarrhoea.....	4	Measles.....	..
Dysentery.....	4	Pyæmia.....	1
Entero Colitis.....	..	Small-pox.....	..
Erysipelas.....	1	Septicæmia.....	3
Fever, Cerebro Spinal.....	4	Tonsillitis.....	..
“ Intermittent.....	..	Varicella.....	1
“ Malarial	2	Whooping Cough.....	12
“ Puerperal	2	Total Zymotic Diseases ..	77

Deaths in Public Institutions—Residents, 34; Non-residents, 18.

Coroners' Certificates, 31.

Official Autopsies, 3.

Cases of Infectious Diseases Reported.

Small Pox.....	..
Yellow Fever.....	..
Diphtheria	57
Pseudo-Membranous Croup.....	20
Scarlet Fever	45
Varioloid
Cholera.....	..
Measles.....	34
Mumps	1
Whooping Cough.....	50

NATIVITY OF DECEASED.

Maryland	503	Switzerland	1
Other parts of the U. S.....	76	Austrian Empire.....	..
Canada.....	1	Sweden and Norway.....	2
England	12	Russia.....	..
Scotland	Netherlands.....	..
Wales	1	Denmark
Ireland	36	Italy
Germany	57	Other foreign countries.....	5
France.....	1	Unknown	2
Total.....	702		

INTERMENTS IN CEMETERIES.

Baltimore.....	60	Sharp Street.....	67
Cedar Hill.....	14	Sweet Home.....	..
Friends.....	2	St. Alphonsus'.....	31
Greenmount.....	41	St. Paul's... ..	2
Hebrew.....	15	St. Patrick's.....	10
Holy Cross.....	33	St. Peter's.....	22
Loudon Park.....	68	St. Mary's.....	7
Lorraine.....	1	St. Vincent.....	5
Laurel.....	55	Western.....	40
Mt. Olivet.....	20	Public Cemeteries.....	23
Most Holy Redeemer.....	15	All others.....	53
Mt. Carmel	22	Out of City.....	51
New Cathedral.....	45	Received from out of City.....	55

INSPECTION AND DISINFECTION DIVISION.

Total number of inspections made.....	339	Number of permits issued to clean privies.....	2332
Cases of contagious disease reported.....	207	Number of loads of night soil received at dumps { Winans' Cove.	3098
Cases of contagious disease inspected.....	212	{ Foley's Wharf.	
Number of premises disinfected.....	38	Number of permits granted to lay drains.....	83
Number of notices to abate nuisance issued.....	641	Number of plumbing permits issued	65
Legal proceedings instituted for non-compliance with notice served	4	Number of inspections of plumbing and drain work	166
		Number of registered plumbers in the city.....	240

UNITED STATES SIGNAL SERVICE.

METEOROLOGICAL SUMMARY.

BALTIMORE, MD., MONTH OF FEBRUARY, 1891.

DATE.	TEMPERATURE.			PRECIPITATION, IN INCHES AND HUNDREDTHS.	SUMMARY.
	Mean.	Maximum.	Minimum.		
1.....	50	63	37	.06	MEAN BAROMETER..... 30.12
2.....	48	55	42	..	Highest barometer..... 30.70, date..... 15th
3.....	47	54	40	.32	Lowest barometer..... 29.52, date..... 25th
4.....	23	26	20	..	MEAN TEMPERATURE..... 41
5.....	25	34	16	..	Highest temp..... 73, date... 17th; Lowest temp..... 16, date..... 5th
6.....	41	50	32	T	Greatest daily range of temperature..... 27, date..... 16th
7.....	42	46	38	.74	Least daily range of temperature..... 5, date..... 19th
8.....	43	49	37	.02	MEAN TEMPERATURE for this month in
9.....	38	42	33	.76	1871..... 40 1877..... 40 1883..... 39 1889..... 29
10.....	40	46	35	.10	1872..... 36 1878..... 40 1884..... 42 1890..... 43
11.....	36	42	29	..	1873..... 35 1879..... 32 1885..... 28 1891..... 41
12.....	36	40	31	.01	1874..... 37 1880..... 41 1886..... 31 1892..... ..
13.....	42	46	37	.20	1875..... 29 1881..... 35 1887..... 38 1893..... ..
14.....	38	44	31	..	1876..... 38 1882..... 41 1888..... 36 1894..... ..
15.....	37	47	27	..	Total excess in temperature during month..... 1.27
16.....	54	67	40	.48	Total excess in temperature since January 1st..... 2.28
17.....	66	73	58	.22	Prevailing direction of wind..... N.W.
18.....	60	71	50	..	Total movement of wind..... 4,385 miles
19.....	36	38	33	..	Extreme velocity of wind, direction and date..... 26—S.—28th
20.....	36	40	31	.24	Total precipitation..... 5.52 inches
21.....	47	55	39	.96	Number of days on which .01 inch or more of precipitation fell..... 16
22.....	42	47	38	.54	TOTAL PRECIPITATION (in inches) for this month in
23.....	38	45	32	..	1871..... 1.38 1878..... 3.31 1885..... 4.40
24.....	44	53	34	..	1872..... 1.46 1879..... 1.55 1886..... 5.40
25.....	56	62	51	.35	1873..... 4.74 1880..... 1.96 1887..... 4.60
26.....	38	42	33	.49	1874..... 3.18 1881..... 5.68 1888..... 2.83
27.....	28	31	24	.03	1875..... 2.91 1882..... 3.73 1889..... 2.53
28.....	33	44	22	..	1876..... 2.96 1883..... 4.69 1890..... 4.80
29.....	1877..... 1.87 1884..... 6.69 1891..... 5.52
30.....	Total excess in precipitation during month..... 1.98
31.....	Total excess in precipitation since January 1st..... 3.67
					Number of cloudless days... 8; Partly cloudy days.... 10; Cloudy days.... 10
					Dates of frost.....

C. P. CRONK,
Observer, Signal Service, U. S. A.

NOTE.—Barometer reduced to sea level. "T" indicates trace of precipitation.

HEALTH DEPARTMENT OF THE CITY OF BALTIMORE.

OFFICE OF THE REGISTRAR OF VITAL STATISTICS,

CITY HALL.

BOARD OF HEALTH.

HON. ROBERT C. DAVIDSON, MAYOR.

GEORGE H. ROHÉ, M. D., PRESIDENT,


Commissioner of Health and Registrar.

JAMES F. McSHANE, M. D.

Assistant Commissioner of Health.

A. ROBERT CARTER,

Secretary.



Summary of Statistics of Births and Deaths for March, 1891.

Population—White, 384,394; Colored, 71,033. Total, 455,427.

Mortality for Month of March, 1891—Whites, 555; Colored, 174. Total, 729.

Annual Death Rate per 1,000—White, 17.34; Colored, 29.70. Whole, 19.23.

Births Reported*—782; White Males, 336; White Females, 351; Colored Males, 47; Colored Females, 48.

Annual Birth Rate per 1,000—White, 21.29; Colored, 16.05. Whole, 20.62.

Still Births†—48. **Marriages**—306.

*The Returns of Births are incomplete.

†Still-Births are not included in the Mortality.

COMPARATIVE MONTHLY MORTALITY.

1888.....	952	1889.....	791	1890.....	1,032	1891.....	729
-----------	-----	-----------	-----	-----------	-------	-----------	-----

Total Number of Decedents between the Age of 70 and 100—107. Combined ages, 8,321 years, averaging 77 years 9 months.

GENERAL SUMMARY.

The Weather.—The mean barometric pressure during March was 30.12 inches; mean temperature, 39°; total precipitation, 7.94 inches, and prevailing direction of wind, *Northeast*. The temperature was 1.07° lower than the normal for the month, and the excess in precipitation was 3.85 inches. The total number of clear and fair days was 16.

Mortality.—The total deaths were 729, as against 1,032 for the corresponding month of 1890. Of these, 555 were white and 174 colored, a death rate of 17.34 per thousand for the former and 29.70 per thousand for the latter. The death rate for the whole population was 19.23 per thousand. 55 persons died from infectious diseases, 94 from consumption and 83 from pneumonia. 241, or 33 per cent. of the total deaths, were in children under five years of age.

Infectious Diseases Reported.—During the month 162 cases of infectious diseases were reported, a decrease of 45 from February. In diphtheria, scarlet fever and croup, there was a slight decrease, while in measles and whooping cough the decrease was decided. Diphtheria decreased from 57 to 53, croup from 20 to 18, scarlet fever from 45 to 44, measles from 34 to 13, and whooping cough from 50 to 31.

Deaths in Hospitals.—Forty-nine deaths occurred in public institutions, of which nineteen were reported as non-residents.

Actual Mortality for the Month of March, 1891. Males and Females, White and Colored.

CAUSE OF DEATH.	WHITE.		COLORED		CAUSE OF DEATH.	WHITE.		COLORED		CAUSE OF DEATH.	WHITE.		COLORED	
	M.	F.	M.	F.		M.	F.	M.	F.		M.	F.	M.	F.
Abscess of Liver.....	..	1	Dropsy (Gen'l).....	1	Intemperance.....	2
Abortion.....	..	1	" Cardiac.....	4	Jaundice.....	1	2
Anæmia.....	" Renal.....	Laparotomy.....	..	1
" Pernicious.....	..	1	Drowned.....	2	Malformation.....	1	1
Angina Pectoris.....	..	2	Dysentery.....	1	2	..	1	Marasmus.....	3	7	1	1
Albuminuria.....	1	..	Epilepsy.....	1	..	Measles.....	..	1	..	1
Apoplexy.....	9	13	..	1	Endocarditis.....	1	2	Meningitis.....	8	6	3	1
Aneurism of Aorta.....	1	Erysipelas.....	1	" Tubercular.....	3	..	1	2
Asthma.....	4	3	2	..	Enterocolitis.....	..	1	" Cerebro Spinal.....	1	1
Ascites.....	Empyema.....	Noma.....	1
Asthenia.....	..	2	..	2	Embolism.....	1	1	1	..	Necrosis.....	..	1
Atelectasis Pulmonum.....	Exposure.....	Old Age.....	11	17	..	4
Bright's Disease.....	10	10	3	..	Eczema.....	..	1	Pelvic Cellulitis.....	..	1
Burns.....	2	2	..	2	Fever Intermittent.....	Paralysis.....	10	10	..	3
Capillary Bronchitis.....	..	3	2	1	" Catarrhal.....	Pneumonia.....	32	30	9	12
Catarrh.....	" Malarial.....	1	2	" Broncho.....	..	1	..	1
" Bronchial.....	" Puerperal.....	" Pleuro.....	..	1
" Nasal.....	" Remittent.....	..	1	" Typhoid.....
Cancer of Stomach.....	2	1	" Scarlet.....	4	Poison.....
" Abdomen.....	1	" Typhoid.....	2	1	Progressive Locomotor
" Rectum.....	" Typho-Malarial.....	1	Ataxia.....	2
" Arm.....	..	1	Fracture of Femur.....	..	1	Premature Birth.....	11	8	1	3
" Liver.....	..	2	1	..	" Skull.....	Prolonged Labor.....	1	2
" Face.....	Gall Stones.....	Purpura.....	1
" Mesentery.....	Gangrene Senile.....	1	Puerperal Peritonitis.....	..	2
" Bladder.....	1	" of Perineum.....	" Septicæmia.....	..	1
" Breast.....	..	3	Gastroenteritis.....	6	3	1	1	Rheumatism.....	..	1
" Uterus.....	..	4	..	3	Hernia.....	" Inflammatory.....
" Bowels.....	" Strangulated.....	1	Scalds.....	2
" Throat.....	Hemorrhage of Stomach.....	1	Spinal Sclerosis.....	1
" Larynx.....	..	1	" Navel.....	1	..	Scrotula.....	1
Child Birth.....	..	1	..	1	" Brain.....	3	4	1	..	Softening of Brain.....	1	1
Calculus.....	" Lungs.....	..	1	Suffocation by Illumina-
Cholera Infantum.....	" Uterus.....	ting Gas.....
" Morbus.....	" Bowels.....	Suffocation by Smoke.....	3	..
Cirrhosis of Liver.....	4	1	" PostPartem.....	Suicide.....	2
Concussion of Brain.....	Hydrocephalus.....	1	Syphilis.....	1	..	2	1
Carbuncle.....	Hæmoptysis.....	Typhilitis.....	..	1
Congestion of Brain.....	4	1	Inanition.....	2	3	..	3	Trismus Nascentium.....	..	1
" Lungs.....	4	5	Indigestion.....	1	Tetanus.....	1
Consumption of Bowels.....	1	..	Inflammation of Brain.....	1	1	Tumor, Ovarian.....
" Lungs.....	31	22	22	19	" Bladder.....	4	..	1	..	" Cerebral.....
Convulsions.....	12	6	1	5	" Bowels.....	..	1	" Abdominal.....	1	1	..	1
Croup.....	1	1	" Stomach.....	2	5	1	1	Tabes Mesenterica.....	1
Cyanosis.....	3	1	" Bronchi.....	8	6	5	6	Uræmia.....
Dentition.....	4	2	..	1	" Kidneys.....	1	6	Ulcer of Bowels.....	1
Diabetes.....	..	2	" Larynx.....	1	" Stomach.....	1
Debility.....	1	1	" Liver.....	3	1	..	1	Unknown Adult.....	1	..
Delirium Tremens.....	1	" Pericardium.....	..	1	" Infant.....	1	1	..	1
Distocia.....	" Peritonæum.....	1	3	..	1	Varicella.....
Dyspepsia.....	" Pleura.....	1	1	Whooping Cough.....	4	2	1	3
Diarrhœa.....	1	" Tonsils.....	..	1	Wounds by Cars.....	6
Diphtheria.....	11	8	..	2	Influenza.....	1	..	1	2	" Crushed.....	2	1
Disease of the Brain.....	Intussusception.....	1	1	" Fall.....	1
" Heart.....	16	13	5	5	Totals.....	57	49	13	19	Extra Uterine Pregnancy.....	1
Totals.....	122	114	38	43	Between 15 and 20 years..	6	10	1	4	Totals.....	113	100	22	39
Under 1 year.....	65	48	15	23	" 20 and 30 years..	24	10	8	6	Between 70 and 80 years..	28	36	..	9
Between 1 and 2 years....	18	11	6	7	" 30 and 40 years..	24	21	12	11	" 80 and 90 years..	9	17	..	2
" 2 and 5 years....	14	14	8	12	" 40 and 50 years..	26	17	11	9	" 90 and 100 years..	2	4	..	1
Total under 5 years.....	97	73	29	42	" 50 and 60 years..	31	27	3	5	" 100 and 110 years..
Between 5 and 10 years....	9	9	4	3	" 60 and 70 years..	33	36	2	5	Above 110 years.....
" 10 and 15 years....	3	3	3	4	Totals.....	292	263	73	101					

Summary of Sanitary Statistics

OF THE CITY OF BALTIMORE,

FOR YEAR 1891.

POPULATION: { U. S. Census 1890, 451,500
 { Police Census Nov. 1890, 468,000
 { White 241,500
 { Colored 21,000

POPULATION BY WARDS

Police Census November 1890.

Wards	White	Colored	Total
First	28,000	4,000	32,000
Second	18,000	2,000	20,000
Third	14,100	2,100	16,200
Fourth	12,000	2,000	14,000
Fifth	12,000	2,000	14,000
Sixth	14,000	2,000	16,000
Seventh	21,000	2,000	23,000
Eighth	22,000	2,000	24,000
Ninth	12,000	2,000	14,000
Tenth	11,000	2,000	13,000
Eleventh	10,000	2,000	12,000
Twelfth	20,000	2,000	22,000
Thirteenth	12,000	2,000	14,000
Fourteenth	10,000	2,000	12,000
Fifteenth	11,000	2,000	13,000
Sixteenth	10,000	2,000	12,000
Seventeenth	20,000	2,000	22,000
Eighteenth	24,000	2,000	26,000
Nineteenth	20,000	2,000	22,000
Twentieth	10,000	2,000	12,000
Twenty-first	10,000	2,000	12,000
Twenty-second	20,000	2,000	22,000
Total	241,500	21,000	468,000



Total Inhabitants 468,000
 Total Births Reported 47,000
 Total Deaths Reported 10,000
 Total Burials Reported 10,000
 Total Colored 21,000
 Total White 241,500

AVERAGE DAILY WATER SUPPLY.

SYMBOLS USED IN MAP.

- G—Cemetery
- D—Docks and Quay
- M—Market
- S—Public Square
- T—Town Hall
- V—Village

HEALTH DEPARTMENT
 CITY OF BALTIMORE
 1891.

Ward Map of Baltimore

Summary of Sanitary Statistics OF THE CITY OF BALTIMORE, FOR MARCH, 1891.

POPULATION:	{ Police Census Nov. 1890,	White 384,394
		Colored 71,033
	{ U. S. Census 1890, - - - -	434,439

POPULATION BY WARDS.

POLICE CENSUS NOVEMBER, 1890:

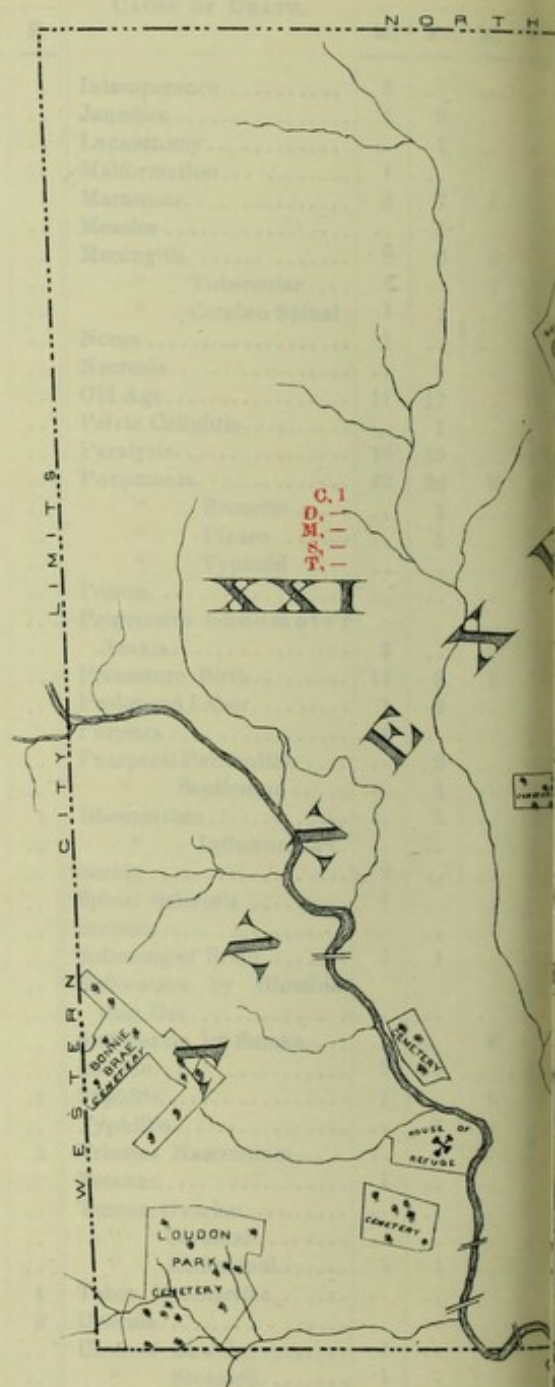
Wards.	White.	Colored.	Total.
First.....	23,001	443	23,474
Second.....	19,024	391	19,415
Third.....	14,151	2,167	16,318
Fourth.....	13,987	2,413	16,400
Fifth.....	12,406	3,264	15,670
Sixth.....	24,302	3,843	28,145
Seventh.....	24,449	1,290	25,739
Eighth.....	22,368	4,314	26,682
Ninth.....	13,640	3,242	16,882
Tenth.....	11,855	4,292	16,147
Eleventh.....	10,264	11,005	21,269
Twelfth.....	20,175	5,251	25,426
Thirteenth.....	12,619	2,407	15,026
Fourteenth.....	15,739	2,323	18,062
Fifteenth.....	11,567	3,574	15,141
Sixteenth.....	10,557	4,281	14,838
Seventeenth.....	25,719	764	26,483
Eighteenth.....	24,094	3,393	27,487
Nineteenth.....	20,032	5,426	25,458
Twentieth.....	16,811	3,799	20,610
Twenty-first.....	15,510	918	16,428
Twenty-second.....	22,094	2,233	24,327
Total.....	384,394	71,033	455,427

TOTAL DEATHS,	{ White.....	Male..... 292
		Female... 263
	{ Colored.....	Male..... 73
		Female... 101
TOTAL BIRTHS REPORTED,	{ White.....	Male..... 336
		Female... 351
	{ Colored.....	Male..... 47
		Female... 48

AVERAGE DAILY WATER SUPPLY,
45,000,000 Gallons.

SYMBOLS USED IN MAP.

C—Consumption.
D—Diphtheria and Croup.
M—Measles.
S—Scarlet Fever.
T—Typhoid Fever.
V—Small-Pox.



Ward Map of Baltimore

PUBLISHED BY THE

HEALTH DEPARTMENT

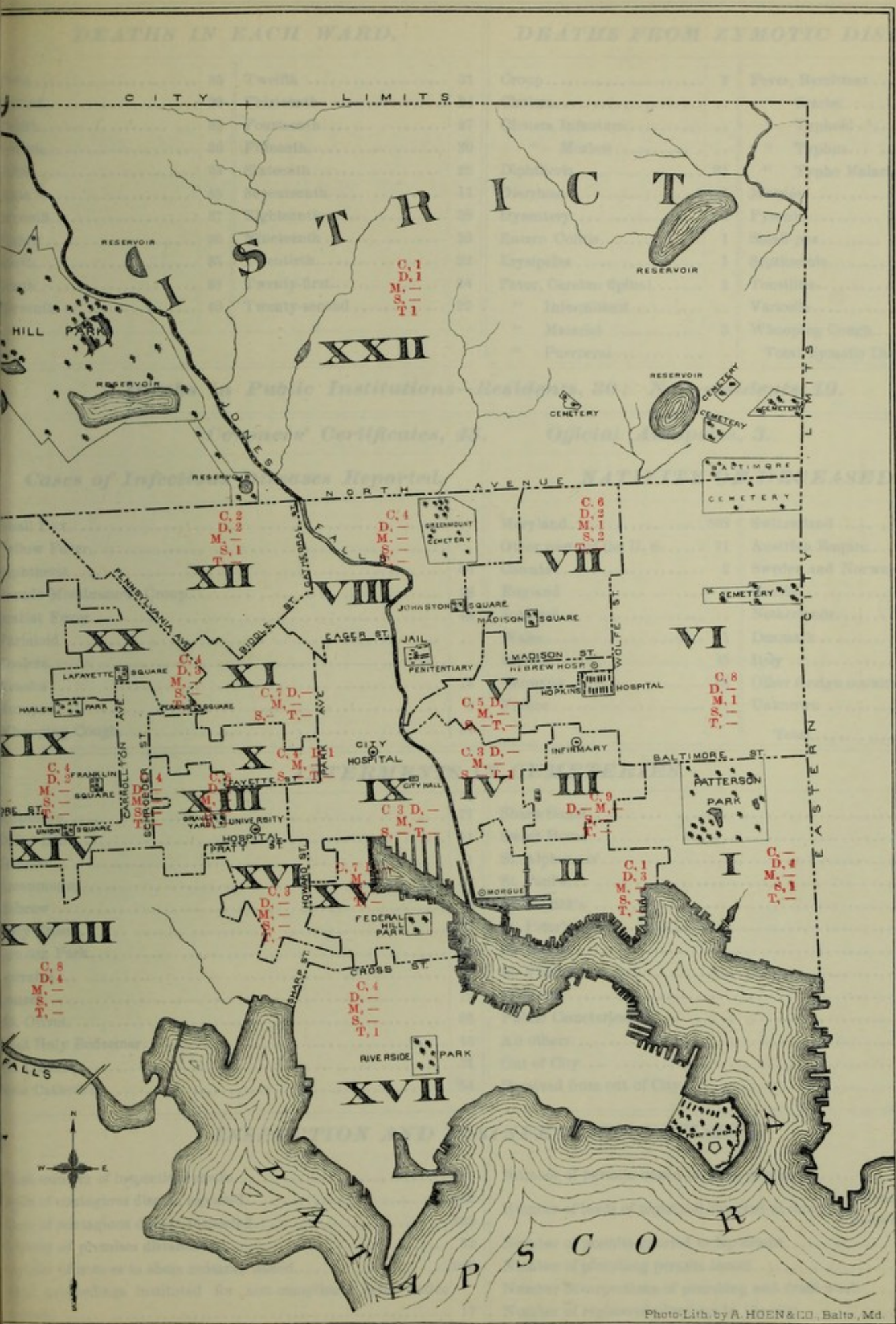
OF THE

CITY OF BALTIMORE, MD.

1891.

SCALE.
ONE MILE.

William P. Twamley C.E. Delinctor



DEATHS IN EACH WARD.

First.....	35	Twelfth.....	51
Second.....	22	Thirteenth.....	24
Third.....	32	Fourteenth.....	27
Fourth.....	26	Fifteenth.....	30
Fifth.....	25	Sixteenth.....	28
Sixth.....	55	Seventeenth.....	41
Seventh.....	37	Eighteenth.....	38
Eighth.....	36	Nineteenth.....	33
Ninth.....	35	Twentieth.....	32
Tenth.....	28	Twenty-first.....	24
Eleventh.....	48	Twenty-second.....	22

DEATHS FROM ZYMOTIC DISEASES.

Croup.....	2	Fever, Remittent.....	1
Cholera.....	..	“ Scarlet.....	4
Cholera Infantum.....	..	“ Typhoid.....	3
“ Morbus.....	..	“ Typhus.....	..
Diphtheria.....	21	“ Typho Malarial.....	1
Diarrhœa.....	1	Measles.....	2
Dysentery.....	4	Pyæmia.....	..
Entero Colitis.....	1	Small-pox.....	..
Erysipelas.....	1	Septicæmia.....	..
Fever, Cerebro Spinal.....	2	Tonsillitis.....	1
“ Intermittent.....	..	Varicella.....	..
“ Malarial.....	3	Whooping Cough.....	10
“ Puerperal.....	..	Total Zymotic Diseases.....	57

Deaths in Public Institutions—Residents, 30: Non-residents, 19.

Coroners' Certificates, 45.

Official Autopsies, 3.

Cases of Infectious Diseases Reported.

Small Pox.....	..
Yellow Fever.....	..
Diphtheria.....	53
Pseudo-Membranous Croup.....	18
Scarlet Fever.....	44
Varioloid.....	..
Cholera.....	..
Measles.....	13
Mumps.....	3
Whooping Cough.....	31

NATIVITY OF DECEASED.

Maryland	508	Switzerland
Other parts of the U. S.	71	Austrian Empire.....	1
Canada	2	Sweden and Norway.....	..
England	8	Russia	1
Scotland	Netherlands.....	..
Wales	1	Denmark	1
Ireland	45	Italy	1
Germany	85	Other foreign countries.....	4
France	Unknown	1
		Total.....	729

INTERMENTS IN CEMETERIES.

Baltimore.....	71	Sharp Street.....	52
Cedar Hill.....	11	Sweet Home.....	2
Friends.....	1	St. Alphonsus'.....	29
Greenmount.....	48	St. Paul's.....	2
Hebrew.....	10	St. Patrick's.....	9
Holy Cross.....	31	St. Peter's.....	29
Loudon Park.....	68	St. Mary's.....	4
Lorraine.....	..	St. Vincent.....	2
Laurel.....	79	Western.....	35
Mt. Olivet.....	35	Public Cemeteries.....	26
Most Holy Redeemer.....	16	All others.....	33
Mt. Carmel.....	31	Out of City.....	51
New Cathedral.....	54	Received from out of City.....	64

INSPECTION AND DISINFECTION DIVISION.

Total number of inspections made.....	207	Number of permits issued to clean privies.....	2885
Cases of contagious disease reported.....	162	Number of loads of night soil received at dumps { Winans' Cove.	3587
Cases of contagious disease inspected.....	182	{ Foley's Wharf.	
Number of premises disinfected.....	52	Number of permits granted to lay drains.....	87
Number of notices to abate nuisance issued.....	963	Number of plumbing permits issued.....	61
Legal proceedings instituted for non-compliance with notice served.....	17	Number of inspections of plumbing and drain work.....	174
		Number of registered plumbers in the city.....	240

UNITED STATES SIGNAL SERVICE.

METEOROLOGICAL SUMMARY.

BALTIMORE, MD., MONTH OF MARCH, 1891.

DATE.	TEMPERATURE.			PRECIPITATION, IN INCHES AND HUNDREDTHS.	SUMMARY.
	Mean.	Maximum.	Minimum.		
1.....	24	28	20	.01	MEAN BAROMETER..... 30.12
2.....	22	27	16	..	Highest barometer..... 30.60, date..... 1st
3.....	29	34	42	.56	Lowest barometer..... 29.52, date..... 23d
4.....	36	42	30	.18	MEAN TEMPERATURE..... 39
5.....	30	36	24	..	Highest temp..... 60, date... 23d; Lowest temp..... 16, date..... 2d
6.....	28	33	22	.07	Greatest daily range of temperature..... 26, date..... 16th
7.....	34	40	27	.01	Least daily range of temperature..... 3, date..... 31st
8.....	36	39	34	24	MEAN TEMPERATURE for this month in
9.....	42	48	37	.32	1871..... 48 1877..... 41 1883..... 39 1889..... 43
10.....	40	47	34	.10	1872..... 37 1878..... 49 1884..... 44 1890..... 42
11.....	42	52	32	..	1873..... 39 1879..... 44 1885..... 35 1891..... 39
12.....	44	49	40	1 29	1874..... 44 1880..... 43 1886..... 42 1892..... ..
13.....	47	54	40	.15	1875..... 40 1881..... 42 1887..... 38 1893..... ..
14.....	32	37	27	T	1876..... 40 1882..... 45 1888..... 37 1894..... ..
15.....	28	36	21	..	Total deficiency in temperature during month..... 1.07
16.....	44	57	31	..	Total excess in temperature since January 1st..... 1.21
17.....	30	36	24	..	Prevailing direction of wind..... N. E.
18.....	40	50	29	..	Total movement of wind..... 6,033 miles
19.....	45	52	38	.01	Extreme velocity of wind, direction and date..... 26—N. E.—27th
20.....	44	42	37	.89	Total precipitation..... 7.94 inches
21.....	39	42	36	.05	Number of days on which .01 inch or more of precipitation fell..... 18
22.....	44	52	37	1.15	TOTAL PRECIPITATION (in inches) for this month in
23.....	54	60	49	.21	1871..... 3.03 1878..... 4.74 1885..... 1.00
24.....	52	55	55	T	1872..... 3.06 1879..... 1.65 1886..... 4.85
25.....	48	55	41	T	1873..... 3.02 1880..... 4.82 1887..... 3.49
26.....	38	45	31	..	1874..... 1.41 1881..... 7.59 1888..... 4.62
27.....	34	37	32	1 02	1875..... 4.72 1882..... 3.43 1889..... 5.71
28.....	36	41	32	.95	1876..... 6.37 1883..... 3.68 1890..... 4.07
29.....	44	50	38	..	1877..... 3.60 1884..... 6.37 1891..... 7.94
30.....	48	58	39	..	Total excess in precipitation during month..... 3.85
31.....	44	45	42	.82	Total excess in precipitation since January 1st..... 7.52
					Number of cloudless days... 11; Partly cloudy days... 5; Cloudy days... 15
					Dates of frost..... 18th

C. P. CRONK,
Observer, Signal Service, U. S. A.

NOTE.—Barometer reduced to sea level. "T" indicates trace of precipitation.

HEALTH DEPARTMENT OF THE CITY OF BALTIMORE.

OFFICE OF THE REGISTRAR OF VITAL STATISTICS,

CITY HALL.

BOARD OF HEALTH.

HON. ROBERT C. DAVIDSON, MAYOR.

GEORGE H. ROHÉ, M. D., PRESIDENT,

Commissioner of Health and Registrar.

JAMES F. McSHANE, M. D.

Assistant Commissioner of Health.

A. ROBERT CARTER,

Secretary.



Summary of Statistics of Births and Deaths for April, 1891.

Population—White, 384,394; Colored, 71,033. Total, 455,427.

Mortality for Month of April, 1891—Whites, 648; Colored, 202. Total, 850.

Annual Death Rate per 1,000—White, 20.25; Colored, 34.42. Whole, 22.41.

Births Reported*—641; White Males, 311; White Females, 259; Colored Males, 29; Colored Females, 42.

Annual Birth Rate per 1,000—White, 17.81; Colored, 11.86. Whole, 16.88.

Still Births†—71. **Marriages**—398.

* The Returns of Births are incomplete.

† Still-Births are not included in the Mortality.

COMPARATIVE MONTHLY MORTALITY.

1888..... 620 1889..... 596 1890..... 724 1891..... 850

Total Number of Decedents between the Age of 70 and 100—125. Combined ages, 9,729 years, averaging 77 years 10 months.

GENERAL SUMMARY.

The Weather.—The mean barometric pressure during April was 30.04 inches; mean temperature, 56°; total precipitation, 2.48 inches, and prevailing direction of wind, *Northwest*. The temperature was .89° higher than the normal for the month, and the deficiency in precipitation was .79 inches. The total number of clear and fair days was 24.

Mortality.—The total deaths were 850, as against 724 for the corresponding month of 1890. Of these, 648 were white and 202 colored, a death rate of 20.85 per thousand for the former and 34.42 per thousand for the latter. The death rate for the whole population was 22.41 per thousand. 42 persons died from infectious diseases, 106 from consumption and 135 from pneumonia. 243, or 28.6 per cent. of the total deaths, were in children under five years of age.

Infectious Diseases Reported.—During the month 147 cases of infectious diseases were reported, a decrease of 15 from March. In diphtheria, croup and whooping cough, there was a decrease, and an increase in scarlet fever and measles.

Deaths in Hospitals.—*Fifty-one* deaths occurred in public institutions, of which *twenty-one* were reported as non-residents.

Actual Mortality for the Month of April, 1891. Males and Females, White and Colored.

CAUSE OF DEATH.	WHITE.		COLORED		CAUSE OF DEATH.	WHITE		COLORED		CAUSE OF DEATH.	WHITE.		COLORED	
	M.	F.	M.	F.		M.	F.	M.	F.		M.	F.	M.	F.
Abscess of Liver.....	Dropsy (Gen'l).....	1	2	..	2	Intemperance.....	4	1
Abortion.....	" Cardiac.....	Jaundice.....	1	1
Anæmia.....	" Renal.....	Laparotomy.....
" Pernicious.....	Drowned.....	6	Malformation.....
Angina Pectoris.....	3	Dysentery.....	Marasmus.....	7	10	..	2
Asphyxia.....	..	1	1	..	Epilepsy.....	1	Murder.....	1
Apoplexy.....	7	7	1	2	Endocarditis.....	1	1	Meningitis.....	8	4	1	..
Aneurism of Aorta.....	Erysipelas.....	1	" Tubercular.....	4	2
Asthma.....	4	1	1	1	Enterocolitis.....	1	" Cerebro Spinal.....	..	1
Ascites.....	..	1	Empyema.....	Noma.....
Asthenia.....	1	2	Embolism.....	Neurasthenia.....	..	1
Atelectasis Pulmonum.....	..	1	..	1	Exposure.....	Old Age.....	17	24	..	5
Bright's Disease.....	12	2	2	2	Eczema.....	Phlebitis.....	1
Burns.....	1	3	..	3	Fever Intermittent.....	Paralysis.....	8	11	1	4
Capillary Bronchitis.....	2	3	1	..	" Catarrhal.....	Pneumonia.....	50	41	17	20
Catarrh.....	1	1	" Malarial.....	..	1	" Broncho.....	1
" Bronchial.....	" Puerperal.....	" Pleuro.....	2	2
" Nasal.....	" Remittent.....	1	" Typhoid.....	..	1	1	..
Cancer of Stomach.....	1	3	" Scarlet.....	4	4	Poison.....
" Ovarian.....	..	1	" Typhoid.....	1	1	3	..	Progressive Locomotor
" Diffused.....	2	..	1	..	" Typho-Malarial.....	2	1	1	..	Ataxia.....
" Neck.....	1	Fracture of Femur.....	1	Premature Birth.....	7	5	4	2
" Liver.....	2	" Skull.....	Prolonged Labor.....	1	1
" Pancreas.....	1	Gastralgia.....	1	Pylitis.....	1
" Mesentery.....	Gangrene Senile.....	2	Puerperal Peritonitis.....	..	2	..	2
" Axilla.....	..	1	" of Leg.....	1	" Septicæmia.....	..	5
" Breast.....	..	2	Gastroenteritis.....	1	2	2	1	Rheumatism.....	..	1	2	..
" Uterus.....	..	2	..	3	Hernia.....	" Inflammatory.....	1	..
" Vagina.....	..	1	" Strangulated.....	1	Scalds.....
" Tongue.....	1	Hemorrhage of Stomach.....	Spinal Sclerosis.....
" Larynx.....	..	1	" Navel.....	..	1	1	..	Scrofula.....	1
Child Birth.....	4	" Brain.....	2	1	1	1	Softening of Brain.....	4
Circumcision.....	1	" Lungs.....	Suffocation by Illumina-	1
Cholera Infantum.....	" Uterus.....	ting Gas.....
Congestive Chill.....	2	Hæmatemesis.....	1	..	Suffocation by Smoke.....
Cirrhosis of Liver.....	7	Herpes.....	..	1	Suicide.....	5	1
Carbuncle.....	1	Hydrocephalus.....	..	1	1	..	Sclerosis of Brain.....
Congestion of Brain.....	4	..	1	..	Hodgkin's Disease.....	1	" Spinal.....	1
" Lungs.....	1	1	Inanition.....	5	5	1	3	Trismus Nascentium.....	2
Consumption of Bowels.....	1	Insanity.....	..	1	Tetanus.....
" Lungs.....	36	34	16	20	Inflammation of Brain.....	3	2	Tumor, Ovarian.....
Convulsions.....	11	8	3	1	" Bladder.....	1	..	" Cerebral.....
" Puerperal.....	..	1	..	1	" Bowels.....	1	1	" Abdominal.....	..	1
Croup.....	1	" Stomach.....	4	8	..	2	Tabes Mesenterica.....	..	1
Cyanosis.....	..	4	" Bronchi.....	13	13	6	8	Uræmia.....	2	1	..	1
Dentition.....	3	3	..	1	" Kidneys.....	7	4	1	1	Ulcer of Bowels.....
Diabetes.....	..	1	" Larynx.....	1	" Stomach.....	..	1	..	1
Debility.....	1	" Liver.....	1	Unknown Adult.....
Delirium Tremens.....	" Pericardium.....	2	..	2	..	" Infant.....	1
Dyspepsia.....	1	" Peritonæum.....	..	1	..	1	Varicella.....
Diarrhœa.....	1	2	" Pleura.....	Whooping Cough.....	3	4	1	..
Diphtheria.....	10	3	" Tonsils.....	1	1	Wounds by Cars.....	5
Disease of the Brain.....	Influenza.....	11	14	3	3	" Crushed.....	1
" Heart.....	21	16	7	4	Intussusception.....	..	1	..	1	" Fall.....	4	1	..	1
" Spine.....	..	1	1	..	Totals.....	73	65	25	29	Extra Uterine Pregnancy.....
Totals.....	141	105	35	45						Totals.....	141	123	28	40
Under 1 year.....	66	57	21	20	Between 15 and 20 years..	8	8	5	7	Between 70 and 80 years	39	34	3	10
Between 1 and 2 years....	15	17	7	7	" 20 and 30 years..	27	29	13	13	" 80 and 90 years	19	15	..	3
" 2 and 5 years....	19	8	3	3	" 30 and 40 years..	23	19	5	14	" 90 and 100 years	1	6	..	2
Total under 5 years.....	100	82	31	30	" 40 and 50 years..	36	20	10	15	" 100 and 110 years
Between 5 and 10 years....	13	9	..	2	" 50 and 60 years..	39	29	13	9	Above 110 years.....
" 10 and 15 years....	1	6	1	2	" 60 and 70 years..	49	36	7	7	Total.....	355	293	88	114

Summary of Sanitary Statistics

OF THE CITY OF BALTIMORE

FOR THE YEAR 1891.

POPULATION

1890 Census 180,000

POPULATION BY WARDS

1890 Census 180,000

Ward	Population	Area
1	10,000	1.0
2	12,000	1.2
3	15,000	1.5
4	18,000	1.8
5	20,000	2.0
6	22,000	2.2
7	25,000	2.5
8	28,000	2.8
9	30,000	3.0
10	32,000	3.2
11	35,000	3.5
12	38,000	3.8
13	40,000	4.0
14	42,000	4.2
15	45,000	4.5
16	48,000	4.8
17	50,000	5.0
18	52,000	5.2
19	55,000	5.5
20	58,000	5.8
21	60,000	6.0
22	62,000	6.2
23	65,000	6.5
24	68,000	6.8
25	70,000	7.0
26	72,000	7.2
27	75,000	7.5
28	78,000	7.8
29	80,000	8.0
30	82,000	8.2
31	85,000	8.5
32	88,000	8.8
33	90,000	9.0
34	92,000	9.2
35	95,000	9.5
36	98,000	9.8
37	100,000	10.0

IXX

Ward Map of Baltimore
HEALTH DEPARTMENT
CITY OF BALTIMORE
1891

Summary of Sanitary Statistics OF THE CITY OF BALTIMORE, FOR APRIL, 1891.

POPULATION:	{	Police Census Nov. 1890,	{ White 384,394
			{ Colored 71,033
		U. S. Census 1890, - - - -	434,439

POPULATION BY WARDS.

POLICE CENSUS NOVEMBER, 1890:

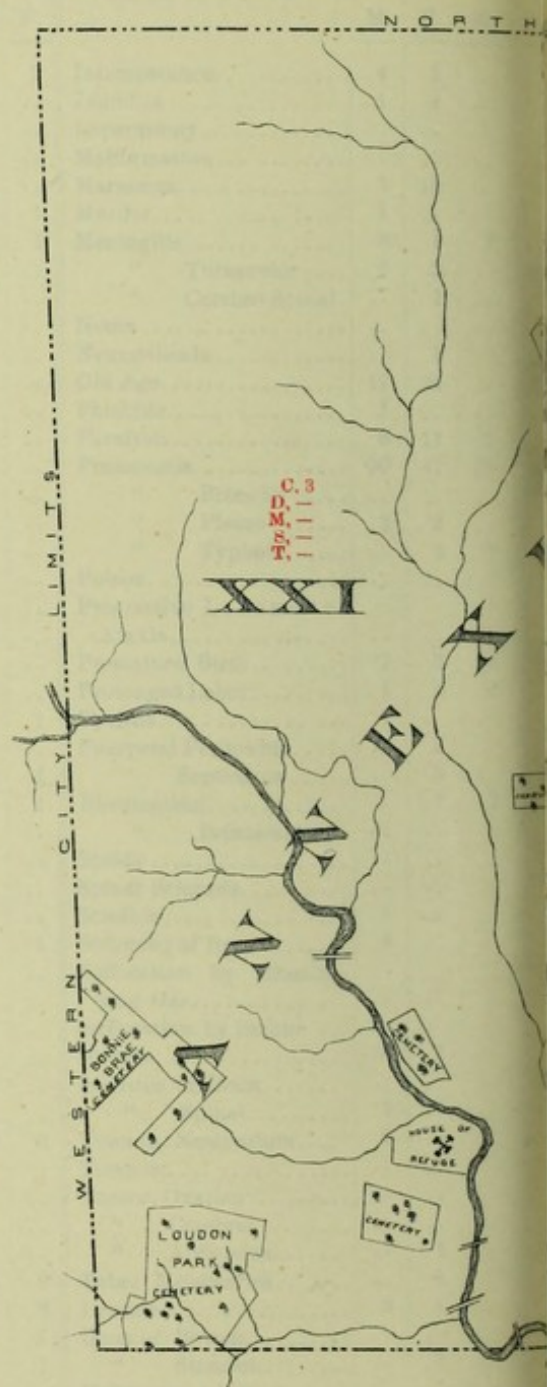
Wards.	White.	Colored.	Total.
First.....	23,001	443	23,474
Second.....	19,024	391	19,415
Third.....	14,151	2,167	16,318
Fourth.....	13,987	2,413	16,400
Fifth.....	12,406	3,264	15,670
Sixth.....	24,302	3,843	28,145
Seventh.....	24,449	1,290	25,739
Eighth.....	22,368	4,314	26,682
Ninth.....	13,640	3,242	16,882
Tenth.....	11,855	4,292	16,147
Eleventh.....	10,264	11,005	21,269
Twelfth.....	20,175	5,251	25,426
Thirteenth.....	12,619	2,407	15,026
Fourteenth.....	15,739	2,323	18,062
Fifteenth.....	11,567	3,574	15,141
Sixteenth.....	10,557	4,281	14,838
Seventeenth.....	25,719	764	26,483
Eighteenth.....	24,094	3,393	27,487
Nineteenth.....	20,032	5,426	25,458
Twentieth.....	16,811	3,799	20,610
Twenty-first.....	15,510	918	16,428
Twenty-second.....	22,094	2,233	24,327
Total.....	384,394	71,033	455,427

TOTAL DEATHS,	{	White.....	{ Male..... 355
			{ Female... 293
	{	Colored.....	{ Male..... 88
			{ Female... 114
TOTAL BIRTHS REPORTED,	{	White.....	{ Male..... 311
			{ Female... 259
	{	Colored.....	{ Male..... 29
			{ Female... 42

AVERAGE DAILY WATER SUPPLY,
45,000,000 Gallons.

SYMBOLS USED IN MAP.

C—Consumption.
D—Diphtheria and Croup.
M—Measles.
S—Scarlet Fever.
T—Typhoid Fever.
V—Small-Pox.



Ward Map of Baltimore

PUBLISHED BY THE
HEALTH DEPARTMENT
OF THE
CITY OF BALTIMORE, MD.
1891.

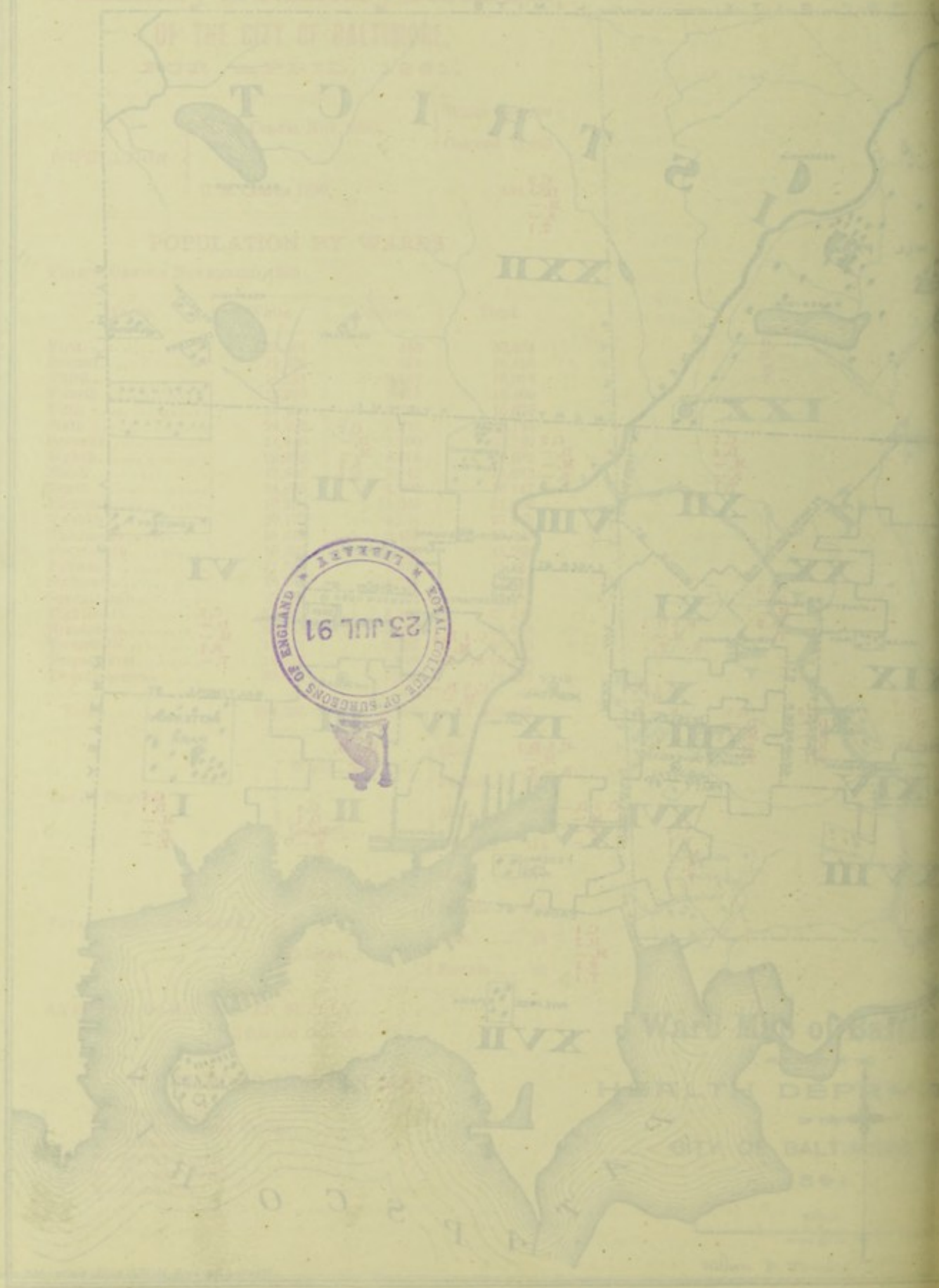
SCALE
ONE MILE.

William P. Twamley C.E. Delinicator

Summary of Sanitary Statistics

OF THE CITY OF BALTIMORE

1880-1881



DEATHS IN EACH WARD.

First.....	41	Twelfth	60
Second.	33	Thirteenth	37
Third.....	36	Fourteenth.....	38
Fourth.....	32	Fifteenth.....	42
Fifth	36	Sixteenth.....	36
Sixth	56	Seventeenth.....	46
Seventh.....	36	Eighteenth	57
Eighth	29	Nineteenth	36
Ninth.....	46	Twentieth.....	38
Tenth.....	21	Twenty-first.....	23
Eleventh.....	46	Twenty-second	25

DEATHS FROM ZYMOTIC DISEASES.

Croup.....	1	Fever, Remittent.....	1
Cholera.....	..	“ Scarlet.....	8
Cholera Infantum.....	..	“ Typhoid.....	5
“ Morbus.....	..	“ Typhus.....	..
Diphtheria.....	13	“ Typho Malarial.....	4
Diarrhœa.....	3	Measles.....	..
Dysentery.....	..	Pyæmia.....	..
Entero Colitis.....	1	Small-pox.....	..
Erysipelas.....	1	Septicæmia.....	..
Fever, Cerebro Spinal.....	1	Tonsilitis.....	2
“ Intermittent.....	..	Varicella.....	..
“ Malarial.....	1	Whooping Cough.....	8
“ Puerperal.....	..	Total Zymotic Diseases.....	49

Deaths in Public Institutions—Residents, 51; Non-residents, 21.

Coroners' Certificates, 40.

Official Autopsies, 6.

Cases of Infectious Diseases Reported.

Small Pox.....	..
Yellow Fever.....	..
Diphtheria.....	35
Pseudo-Membranous Croup.....	6
Scarlet Fever.....	49
Varioloid.....	..
Cholera.....	..
Measles.....	31
Mumps.....	2
Whooping Cough.....	24

NATIVITY OF DECEASED.

Maryland	565	Switzerland	1
Other parts of the U. S.	85	Austrian Empire	1
Canada	Sweden and Norway
England	9	Russia	4
Scotland	Netherlands
Wales	2	Denmark
Ireland	53	Italy
Germany	121	Other foreign countries	1
France	3	Unknown	5
		Total	850

INTERMENTS IN CEMETERIES.

Baltimore.....	89	Sharp Street.....	75
Cedar Hill.....	8	Sweet Home.....	3
Friends.....	1	St. Alphonsus'.....	25
Greenmount.....	46	St. Paul's... ..	7
Hebrew.....	28	St. Patrick's.....	9
Holy Cross.....	27	St. Peter's.....	30
Loudon Park.....	95	St. Mary's.....	6
Lorraine.....	2	St. Vincent.....	5
Laurel.....	69	Western.....	28
Mt. Olivet.....	52	Public Cemeteries.....	35
Most Holy Redeemer.....	17	All others.....	43
Mt. Carmel.....	32	Out of City.....	64
New Cathedral.....	54	Received from out of City.....	87

INSPECTION AND DISINFECTION DIVISION.

Total number of inspections made.....	619	Number of permits issued to clean privies.....	8455
Cases of contagious disease reported.....	137	Number of loads of night soil received at dumps	Winans' Cove. 8500
Cases of contagious disease inspected.....	154		Foley's Wharf. 1104
Number of premises disinfected.....	38	Number of permits granted to lay drains.....	133
Number of notices to abate nuisance issued.....	7843	Number of plumbing permits issued	123
Legal proceedings instituted for non-compliance with notice served	17	Number of inspections of plumbing and drain work	285
		Number of registered plumbers in the city.....	91

UNITED STATES SIGNAL SERVICE.

METEOROLOGICAL SUMMARY.

BALTIMORE, MD., MONTH OF APRIL, 1891.

DATE.	TEMPERATURE.			PRECIPITATION, IN INCHES AND HUNDRETHS.	SUMMARY.
	Mean.	Maximum.	Minimum.		
1.....	41	44	38	.03	MEAN BAROMETER..... 30.04
2.....	42	45	39	.72	Highest barometer..... 30.49, date..... 10th
3.....	46	52	40	.09	Lowest barometer..... 29.53, date..... 3d
4.....	40	43	38	.06	MEAN TEMPERATURE..... 56
5.....	37	44	30	..	Highest temp..... 86, date... 30th; Lowest temp..... 30, date..... 5th
6.....	39	46	32	..	Greatest daily range of temperature..... 34, date..... 30th
7.....	42	50	33	..	Least daily range of temperature..... 4, date..... 10th
8.....	44	55	34	..	MEAN TEMPERATURE for this month in
9.....	46	55	36	..	1871..... 59 1877..... 53 1883..... 52 1889..... 54
10.....	46	48	44	.03	1872..... 55 1878..... 58 1884..... 52 1890..... 54
11.....	53	61	45	.98	1873..... 52 1879..... 53 1885..... 54 1891..... 56
12.....	54	59	48	.14	1874..... 47 1880..... 55 1886..... 55 1892..... ..
13.....	54	68	41	..	1875..... 49 1881..... 52 1887..... 51 1893..... ..
14.....	63	79	47	..	1876..... 52 1882..... 52 1888..... 53 1894..... ..
15.....	69	82	56	T	Total excess in temperature during month..... .. 89
16.....	65	73	57	..	Total excess in temperature since January 1st..... .. 2.06
17.....	62	70	54	..	Prevailing direction of wind..... .. N. W.
18.....	68	80	55	.20	Total movement of wind..... .. 4,430 miles
19.....	74	84	64	.05	Extreme velocity of wind, direction and date..... .. 20—S. W.—23d
20.....	64	71	57	..	Total precipitation..... .. 2.48 inches
21.....	62	70	54	..	Number of days on which .01 inch or more of precipitation fell..... .. 10
22.....	68	81	55	..	TOTAL PRECIPITATION (in inches) for this month in
23.....	70	76	63	T	1871..... 1.90 1878..... 4.19 1885..... 1.37
24.....	62	67	57	.18	1872..... 2.96 1879..... 3.69 1886..... 2.06
25.....	55	65	45	..	1873..... 2.77 1880..... 3.07 1887..... 2.44
26.....	56	69	42	..	1874..... 6.65 1881..... 2.00 1888..... 2.11
27.....	66	82	51	..	1875..... 4.27 1882..... 2.14 1889..... 8.70
28.....	68	75	61	..	1876..... 1.90 1883..... 3.20 1890..... 3.94
29.....	57	70	44	..	1877..... 3.30 1884..... 2.65 1891..... 2.48
30.....	69	86	52	..	Total deficiency in precipitation during month..... .. 79
31.....	Total excess in precipitation since January 1st..... .. 6.73
					Number of cloudless days... 15; Partly cloudy days... 9; Cloudy days... 6
					Dates of frost..... .. 9th, 13th

C. P. CRONK,
Observer, Signal Service, U. S. A.

NOTE.—Barometer reduced to sea level. "T" indicates trace of precipitation.

HEALTH DEPARTMENT OF THE CITY OF BALTIMORE.

OFFICE OF THE REGISTRAR OF VITAL STATISTICS,

CITY HALL.

BOARD OF HEALTH.

HON. ROBERT C. DAVIDSON, MAYOR.

GEORGE H. ROHÉ, M. D., PRESIDENT,
Commissioner of Health and Registrar.

JAMES F. McSHANE, M. D.
Assistant Commissioner of Health.

A. ROBERT CARTER,
Secretary.



Summary of Statistics of Births and Deaths for May, 1891.

Population—White, 384,394; Colored, 71,033. Total, 455,427.

Mortality for Month of May, 1891—Whites, 699; Colored, 193. Total, 892.

Annual Death Rate per 1,000—White, 21.84; Colored, 32.62. Whole, 23.52.

Births Reported*—662; White Males, 317; White Females, 274; Colored Males, 36; Colored Females, 35.

Annual Birth Rate per 1,000—White, 18.49; Colored, 12.00. Whole, 20.68.

Still Births†—72. Marriages—332.

*The Returns of Births are incomplete.

†Still-Births are not included in the Mortality.

COMPARATIVE MONTHLY MORTALITY.

1888.....	544	1889.....	565	1890.....	1,012	1891.....	892
-----------	-----	-----------	-----	-----------	-------	-----------	-----

Total Number of Decedents between the Age of 70 and 99—168. Combined ages, 13,186 years, averaging 78 years — months.

GENERAL SUMMARY.

The Weather.—The mean barometric pressure during May was 30.07 inches; mean temperature, 62°; total precipitation, 3.11 inches, and prevailing direction of wind, *North* and *Northeast*. The temperature was .53° lower than the normal for the month, and the deficiency in precipitation was .44 inches. The total number of clear and fair days was 18.

Mortality.—The total deaths were 892, as against 1,012 for the corresponding month of 1890. Of these, 699 were white and 193 colored, a death rate of 21.84 per thousand for the former and 32.62 per thousand for the latter. The death rate for the whole population was 23.52 per thousand. 60 persons died from infectious diseases, 94 from consumption and 123 from pneumonia. 296, or 33.2 per cent. of the total deaths, were in children under five years of age.

Infectious Diseases Reported.—During the month 173 cases of infectious diseases were reported, an increase of 26 over April. In diphtheria, croup, scarlet fever and whooping cough, there was an increase, and in measles a slight decrease.

Deaths in Hospitals.—*Fifty-eight* deaths occurred in public institutions, of which *twenty-three* were reported as non-residents.

Actual Mortality for the Month of May, 1891. Males and Females, White and Colored.

CAUSE OF DEATH.	WHITE.		COLORED		CAUSE OF DEATH.	WHITE.		COLORED		CAUSE OF DEATH.	WHITE.		COLORED	
	M.	F.	M.	F.		M.	F.	M.	F.		M.	F.	M.	F.
Abscess of Cerebral.....	..	1	Dropsy (Gen'l)	1	2	..	3	Intemperance.....	..	3
" Neck.....	..	1	" Cardiac.....	Jaundice.....	1	1
" Pelvic.....	1	" Renal.....	Laparotomy.....
Atheroma.....	1	Drowned.....	2	Leucocythæmia.....	1
Angina Pectoris.....	1	1	Dysentery.....	5	1	Malformation.....	..	1
Albuminuria.....	1	Epilepsy.....	1	1	Marasmus.....	6	11	5	..
Asphyxia.....	3	Endocarditis.....	1	2	Meningitis.....	3	5	3	1
Apoplexy.....	7	9	1	..	Erysipelas.....	1	2	" Tubercular.....	4
Aneurism of Aorta.....	1	Enterocolitis.....	3	1	Measles.....	1	..	1	..
Asthma.....	1	2	2	2	Empyema.....	Noma.....
Ascites.....	1	1	Embolism.....	1	Neurasthenia.....
Asthenia.....	4	1	2	2	Exposure.....	Old Age.....	15	26	1	2
Atelectasis Pulmonum....	Eczema.....	1	Ovariectomy.....	..	1
Bright's Disease.....	8	7	4	1	Fever Intermittent.....	Paralysis.....	7	11	..	6
Burns.....	2	1	" Catarrhal.....	Pneumonia.....	49	35	17	14
Capillary Bronchitis.....	5	4	2	2	" Malarial.....	..	1	" Broncho.....	1	2	2	..
Catarrh.....	1	" Puerperal.....	" Pleuro.....	..	1
" Nasal.....	" Remittent.....	1	..	" Typhoid.....	2
Cancer of Stomach.....	2	2	" Scarlet.....	2	1	Poison.....
" Rectum.....	..	1	" Typhoid.....	8	..	1	..	Progressive Locomotor
" Diffused.....	1	1	" Typho-Malarial.....	1	..	Ataxia.....	..	1
" Ventricular.....	1	Fracture of Femur.....	..	2	Premature Birth.....	9	16	1	2
" Liver.....	2	1	" Skull.....	Prolonged Labor.....	1	1
" Face.....	..	1	Gastralgia.....	Purpura.....	..	1
" Lungs.....	..	1	Gangrene Senile.....	..	2	Phlegmatia Dolens.....	..	1
" Axilla.....	..	1	" of Leg.....	Puerperal Peritonitis.....	..	3
" Breast.....	..	2	..	1	Gastroenteritis.....	2	1	2	..	Phrenitis.....	..	1
" Uterus.....	..	7	..	2	Hernia.....	..	1	Pyæmia.....	..	1
" Oesophagus.....	..	1	" Strangulated.....	1	..	1	..	Rheumatism.....	1
" Bowels.....	1	..	Hemorrhage of Stomach.....	" Inflammatory.....	2
" Larynx.....	" Navel.....	Septicæmia.....	1	1
Child Birth.....	..	3	" Brain.....	..	1	..	2	Softening of Brain.....	1	1
Calculus.....	..	2	" Lungs.....	1	Suffocation by Illumina-
Cholera Infantum.....	3	" Uterus.....	..	1	ting Gas.....
" Morbus.....	..	2	Hæmatemesis.....	Stricture of Bowels.....	1	1	..	1
Cirrhosis of Liver.....	4	3	1	..	Herpes.....	Suicide.....	1
Carbuncle.....	Hydrocephalus.....	1	Sclerosis of Brain.....	..	1
Congestion of Brain.....	3	Hodgkin's Disease.....	Spina Bifida.....	1
" Lungs.....	2	2	1	..	Inanition.....	6	1	5	3	Syphilis.....	1	2	..	1
Consumption of Bowels....	Insanity.....	Trismus Nascentium....	1	1
" Lungs.....	38	33	12	11	Inflammation of Brain.....	..	2	Tumor, Ovarian.....
Convulsions.....	7	8	5	5	" Bladder.....	1	" Cerebral.....	2
" Puerperal.....	..	1	" Bowels.....	1	1	1	1	Typhlitis.....	1	..
Croup.....	2	..	1	..	" Stomach.....	3	2	..	1	Tabes Mesenterica.....	1	..
Cyanosis.....	..	1	" Bronchi.....	8	13	4	3	Tetanus.....	1
Dentition.....	2	6	2	..	" Kidneys.....	7	2	1	2	Uræmia.....	..	1
Diabetes.....	1	2	" Larynx.....	1	Ulcer of Bowels.....	..	1
Debility.....	" Liver.....	" Stomach.....
Delirium Tremens.....	" Pericardium.....	..	1	Unknown Adult.....	1
Dyspepsia.....	" Peritonæum.....	2	4	" Infant.....
Diarrhœa.....	1	3	" Pleura.....	Whooping Cough.....	7	3	1	3
Diphtheria.....	12	10	1	2	" Tonsils.....	Wounds by Cars.....	1	1	1	..
Disease of the Brain.....	Influenza.....	21	35	6	11	" Crushed.....	1	1
" Heart.....	14	21	6	2	Intussusception.....	" Fall.....	2	4	..	1
" Spine.....	3	Totals.....	80	80	23	27	" Gunshot.....	1
Totals.....	134	142	41	33						Totals.....	124	139	34	35
Under 1 year.....	74	60	34	25	Between 15 and 20 years..	13	11	1	5	Between 70 and 80 years..	36	56	3	7
Between 1 and 2 years....	19	20	11	7	" 20 and 30 years..	24	16	7	6	" 80 and 90 years..	16	36	1	6
" 2 and 5 years....	25	10	6	5	" 30 and 40 years..	31	23	7	7	" 90 and 100 years..	2	5
Total under 5 years.....	118	90	51	37	" 40 and 50 years..	24	30	9	11	" 100 and 110 years..
Between 5 and 10 years....	7	14	6	4	" 50 and 60 years..	25	33	5	6	Above 110 years.....
" 10 and 15 years....	5	2	2	2	" 60 and 70 years..	37	45	6	4	Total.....	338	361	98	95

Summary of Sanitary Statistics

OF THE CITY OF BALTIMORE

FOR MAY, 1891.

POPULATION.	U. S. Census 1890.	104,430
	Police Census Nov. 1890.	104,430
	White 64,101	
	Colored 40,329	

POPULATION BY WARDS.

Police Census November, 1890.

Wards.	White.	Colored.	Total.
First.	20,001	448	20,449
Second.	19,004	201	19,205
Third.	14,101	2,107	16,208
Fourth.	14,101	2,107	16,208
Fifth.	17,000	2,107	19,107
Sixth.	21,000	2,107	23,107
Seventh.	21,000	2,107	23,107
Eighth.	21,000	2,107	23,107
Ninth.	18,000	2,107	20,107
Tenth.	17,000	2,107	19,107
Eleventh.	16,001	2,107	18,108
Twelfth.	20,000	2,107	22,107
Thirteenth.	10,000	2,107	12,107
Fourteenth.	10,000	2,107	12,107
Fifteenth.	10,000	2,107	12,107
Sixteenth.	10,000	2,107	12,107
Seventeenth.	10,000	2,107	12,107
Eighteenth.	10,000	2,107	12,107
Nineteenth.	10,000	2,107	12,107
Twentieth.	10,000	2,107	12,107
Twenty-first.	10,000	2,107	12,107
Twenty-second.	10,000	2,107	12,107
Total.	204,004	40,329	244,333



Total Deaths.	White.	Colored.	Male.	Female.
525	325	200	215	310
Total Deaths Reported.	White.	Colored.	Male.	Female.
38	28	10	24	14

AVERAGE DAILY WATER SUPPLY.
40,000,000 Gallons.

SYMBOLS USED IN MAP.

- Q—Quarantine.
- W—Wholesale and Grocers.
- M—Market.
- E—Eastern River.
- T—Tributary River.
- V—Village-Fox.

Ward Map of Baltimore
HEALTH DEPARTMENT
CITY OF BALTIMORE
1891.

Summary of Sanitary Statistics

OF THE CITY OF BALTIMORE.

FOR THE YEAR 1891.

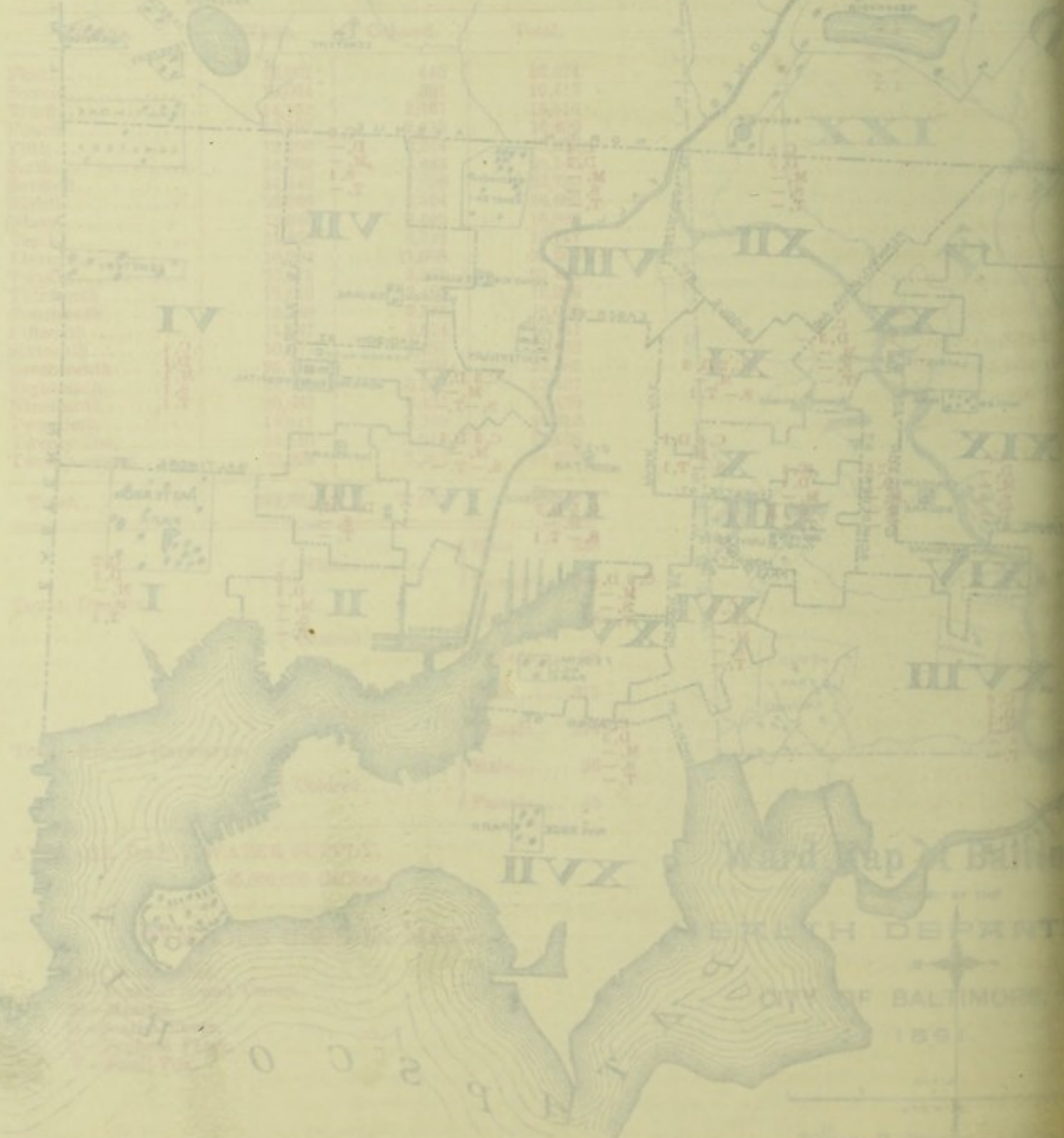
POPULATION.

1880

1890

POPULATION BY WARDS.

FOR THE YEAR 1891.



DEATHS IN EACH WARD.

First.....	42	Twelfth.....	63
Second.....	45	Thirteenth.....	41
Third.....	28	Fourteenth.....	41
Fourth.....	40	Fifteenth.....	19
Fifth.....	39	Sixteenth.....	23
Sixth.....	60	Seventeenth.....	49
Seventh.....	54	Eighteenth.....	36
Eighth.....	46	Nineteenth.....	40
Ninth.....	50	Twentieth.....	43
Tenth.....	36	Twenty-first.....	22
Eleventh.....	45	Twenty-second.....	30

DEATHS FROM ZYMOTIC DISEASES.

Croup.....	3	Fever, Remittent.....	1
Cholera.....	..	“ Scarlet.....	3
Cholera Infantum.....	3	“ Typhoid.....	9
“ Morbus.....	2	“ Typhus.....	..
Diphtheria.....	25	“ Typho Malarial.....	1
Diarrhœa.....	4	Measles.....	2
Dysentery.....	6	Pyæmia.....	1
Entero Colitis.....	4	Small-pox.....	..
Erysipelas.....	3	Septicæmia.....	2
Fever, Cerebro Spinal.....	..	Tonsilitis.....	..
“ Intermittent.....	..	Varicella.....	..
“ Malarial.....	1	Whooping Cough.....	14
“ Puerperal.....	..	Total Zymotic Diseases.....	84

Deaths in Public Institutions—Residents, 58; Non-residents, 23.

Coroners' Certificates, 24.

Official Autopsies, 6.

Cases of Infectious Diseases Reported.

Small Pox.....	..
Yellow Fever.....	..
Diphtheria.....	45
Pseudo-Membranous Croup.....	9
Scarlet Fever.....	56
Varioloid.....	..
Cholera.....	..
Measles.....	24
Mumps.....	2
Whooping Cough.....	37

NATIVITY OF DECEASED.

Maryland	601	Switzerland
Other parts of the U. S.	87	Austrian Empire.....	2
Canada	1	Sweden and Norway.....	..
England	8	Russia	6
Scotland	Netherlands.....	..
Wales	Denmark
Ireland	46	Italy	2
Germany	132	Other foreign countries.....	5
France	Unknown	2
		Total.....	892

INTERMENTS IN CEMETERIES.

Baltimore.....	86	Sharp Street.....	55
Cedar Hill.....	7	Sweet Home.....	2
Friends.....	1	St. Alphonsus'.....	31
Greenmount.....	60	St. Paul's.....	6
Hebrew.....	19	St. Patrick's.....	9
Holy Cross.....	34	St. Peter's.....	32
Loudon Park.....	75	St. Mary's.....	8
Lorraine.....	4	St. Vincent.....	10
Laurel.....	62	Western.....	43
Ft. Olivet.....	46	Public Cemeteries.....	27
Lost Holy Redeemer.....	26	All others.....	70
Ft. Carmel.....	43	Out of City.....	64
New Cathedral.....	52	Received from out of City.....	72

INSPECTION AND DISINFECTION DIVISION.

Total number of inspections made.....	645	Number of permits issued to clean privies.....	5158
Cases of contagious disease reported.....	173	Number of loads of night soil received at dumps { Winans' Cove. 7372	
Cases of contagious disease inspected.....	171	{ Foley's Wharf. 1038	
Number of premises disinfected.....	46	Number of permits granted to lay drains.....	120
Number of notices to abate nuisance issued.....	3231	Number of plumbing permits issued.....	107
Legal proceedings instituted for non-compliance with notice served	13	Number of inspections of plumbing and drain work	310
		Number of registered plumbers in the city.....	143

UNITED STATES SIGNAL SERVICE.

METEOROLOGICAL SUMMARY.

BALTIMORE, MD., MONTH OF MAY, 1891.

DATE.	TEMPERATURE.			PRECIPITATION, IN INCHES AND HUNDREDTHS.	SUMMARY.
	Mean.	Maximum.	Minimum.		
1.....	72	80	64	..	MEAN BAROMETER..... 30.07
2.....	63	70	56	T	Highest barometer..... 30.42, date..... 21st
3.....	62	70	54	.35	Lowest barometer..... 29.82, date..... 16th
4.....	58	70	46	..	MEAN TEMPERATURE..... 62
5.....	49	54	44	T	Highest temp..... 88, date... 11th; Lowest temp..... 40, date..... 6th
6.....	47	54	40	T	Greatest daily range of temperature..... 30, date..... 11th
7.....	54	62	45	..	Least daily range of temperature..... 2, date..... 23d
8.....	62	77	48	..	MEAN TEMPERATURE for this month in
9.....	72	86	57	..	1871..... 65 1877..... 62 1883..... 64 1889..... 65
10.....	72	85	60	..	1872..... 67 1878..... 64 1884..... 65 1890..... 64
11.....	73	88	58	.07	1873..... 62 1879..... 66 1885..... 63 1891..... 62
12.....	62	69	54	.33	1874..... 63 1880..... 71 1886..... 62 1892..... ..
13.....	60	67	53	..	1875..... 64 1881..... 68 1887..... 67 1893..... ..
14.....	62	68	56	T	1876..... 64 1882..... 59 1888..... 63 1894..... ..
15.....	54	57	51	.21	Total excess in temperature during month..... .53
16.....	60	70	50	.28	Total excess in temperature since January 1st..... 1.53
17.....	54	64	44	..	Prevailing direction of wind..... N. & N. E.
18.....	62	77	48	..	Total movement of wind..... 4,828 miles
19.....	66	78	53	..	Extreme velocity of wind, direction and date..... 25—N.—22d
20.....	68	77	59	.07	Total precipitation..... 3.11 inches
21.....	69	76	62	.03	Number of days on which .01 inch or more of precipitation fell..... 14
22.....	76	88	65	.10	TOTAL PRECIPITATION (in inches) for this month in
23.....	57	58	56	.13	1871..... 2.03 1878..... 5.38 1885..... 4.50
24.....	56	62	49	.15	1872..... 1.42 1879..... 2.74 1886..... 7.07
25.....	62	67	57	T	1873..... 6.31 1880..... 1.23 1887..... 2.57
26.....	66	71	62	.47	1874..... 1.92 1881..... 2.30 1888..... 4.22
27.....	56	62	51	T	1875..... 1.49 1882..... 3.42 1889..... 6.82
28.....	62	69	54	.25	1876..... 4.94 1883..... 1.22 1890..... 5.98
29.....	58	65	52	.65	1877..... 2.23 1884..... 3.17 1891..... 3.11
30.....	65	72	58	T	Total deficiency in precipitation during month..... .44
31.....	70	77	62	.02	Total excess in precipitation since January 1st..... 6.29
					Number of cloudless days... 13; Partly cloudy days.... 5; Cloudy days. 13
					Dates of frost..... 6th

C. P. CRONK,
Observer, Signal Service, U. S. A.

NOTE.—Barometer reduced to sea level. "T" indicates trace of precipitation.

HEALTH DEPARTMENT OF THE CITY OF BALTIMORE.

OFFICE OF THE REGISTRAR OF VITAL STATISTICS,

CITY HALL.

BOARD OF HEALTH.

HON. ROBERT C. DAVIDSON, MAYOR.

JAMES F. McSHANE, M. D., PRESIDENT,

Commissioner of Health and Registrar.

H. L. SPICER, M. D.,

Assistant Commissioner of Health.

A. ROBERT CARTER,

Secretary.

Summary of Statistics of Births and Deaths for June, 1891.

Population—White, 384,394; Colored, 71,033. Total, 455,427.

Mortality for Month of June, 1891—Whites, 578; Colored, 147. Total, 725.

Annual Death Rate per 1,000—White, 18.07; Colored, 24.84. Whole, 19.12.

Births Reported*—676; White Males, 310; White Females, 285; Colored Males, 44; Colored Females, 37.

Annual Birth Rate per 1,000—White, 18.59; Colored, 13.69. Whole, 17.82.

Still Births†—76. Marriages—441.

* The Returns of Births are incomplete.

† Still-Births are not included in the Mortality.

COMPARATIVE MONTHLY MORTALITY.

1888.....	874	1889.....	874	1890.....	1,094	1891.....	725
-----------	-----	-----------	-----	-----------	-------	-----------	-----

Total Number of Decedents between the Age of 70 and 92—92. Combined ages, 7,188 years, averaging 78 years 1 month.

GENERAL SUMMARY.

The Weather.—The mean barometric pressure during June was 29.97 inches; mean temperature, 72°; total precipitation, 5.45 inches, and prevailing direction of wind, *Northwest*. The temperature was .25° lower than the normal for the month, and the excess in precipitation was 1.36 inches. The total number of clear and fair days was 16.

Mortality.—The total deaths were 725, as against 1,094 for the corresponding month of June, 1890. Of these, 578 were white and 147 colored; a death rate of 18.07 per thousand for the former and 24.84 per thousand for the latter. The death rate for the whole population was 19.12 per thousand. 48 persons died from infectious diseases, 60 from consumption and 45 from pneumonia. 319, or 44 per cent. of the total deaths, were in children under five years of age.

Infectious Diseases Reported.—During the month 167 cases of infectious diseases were reported, a decrease of 6. over the preceding month.

Deaths in Hospitals.—*Sixty-two* deaths occurred in public institutions, of which *seventeen* were reported as non-residents.

Summary of Sanitary Statistics OF THE CITY OF BALTIMORE, FOR JUNE, 1891.

POPULATION:	Police Census Nov. 1890,	White 384,394
		Colored 71,033
	U. S. Census 1890, - - - -	434,439

POPULATION BY WARDS.

POLICE CENSUS NOVEMBER, 1890:

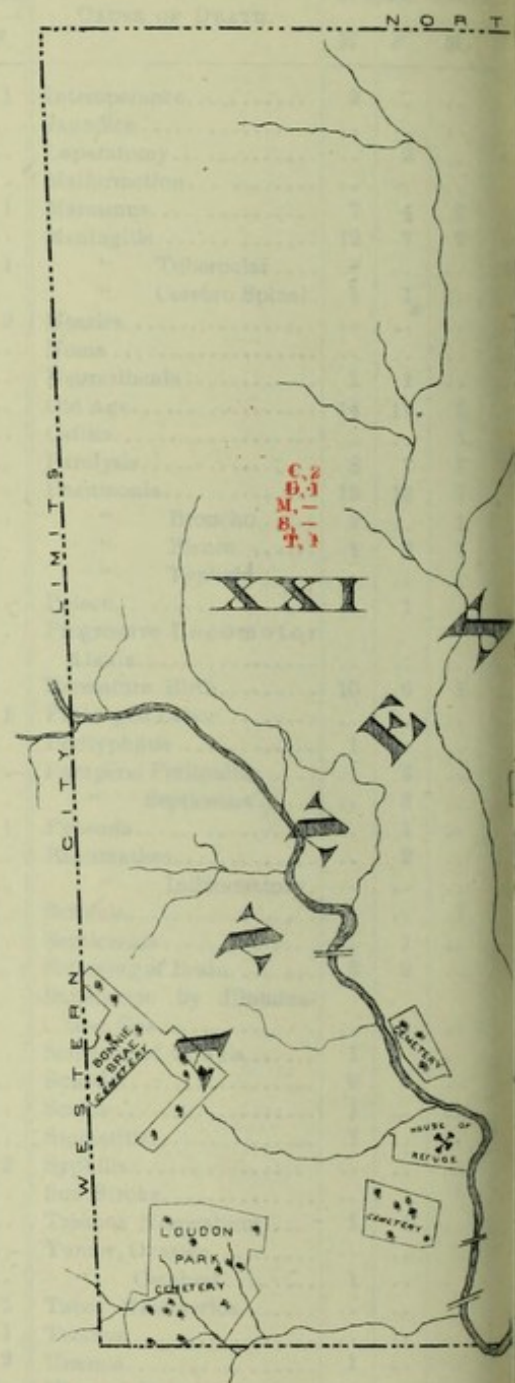
Wards.	White.	Colored.	Total.
First.....	23,001	443	23,474
Second.....	19,024	391	19,415
Third.....	14,151	2,167	16,318
Fourth.....	13,987	2,413	16,400
Fifth.....	12,406	3,264	15,670
Sixth.....	24,302	3,843	28,145
Seventh.....	24,449	1,290	25,739
Eighth.....	22,368	4,314	26,682
Ninth.....	13,640	3,242	16,882
Tenth.....	11,855	4,292	16,147
Eleventh.....	10,264	11,005	21,269
Twelfth.....	20,175	5,251	25,426
Thirteenth.....	12,619	2,407	15,026
Fourteenth.....	15,739	2,323	18,062
Fifteenth.....	11,567	3,574	15,141
Sixteenth.....	10,557	4,281	14,838
Seventeenth.....	25,719	764	26,483
Eighteenth.....	24,094	3,393	27,487
Nineteenth.....	20,032	5,426	25,458
Twentieth.....	16,811	3,799	20,610
Twenty-first.....	15,510	918	16,428
Twenty-second.....	22,094	2,233	24,327
Total.....	384,394	71,033	455,427

TOTAL DEATHS,	White.....	Male..... 305
		Female... 273
	Colored.....	Male..... 86
		Female... 61
TOTAL BIRTHS REPORTED,	White.....	Male..... 310
		Female... 285
	Colored.....	Male..... 44
		Female... 37

AVERAGE DAILY WATER SUPPLY,
45,000,000 Gallons.

SYMBOLS USED IN MAP.

C—Consumption.
D—Diphtheria and Croup.
M—Measles.
S—Scarlet Fever.
T—Typhoid Fever.
V—Small-Pox.



Ward Map of Baltimore

PUBLISHED BY THE

HEALTH DEPARTMENT

OF THE

CITY OF BALTIMORE, M.

1891.

SCALE
ONE MILE

William P. Twamley, C. E., Delineator

Summary of Sanitary Statistics

OF THE CITY OF BALTIMORE.

POPULATION

U. S. Census 1890

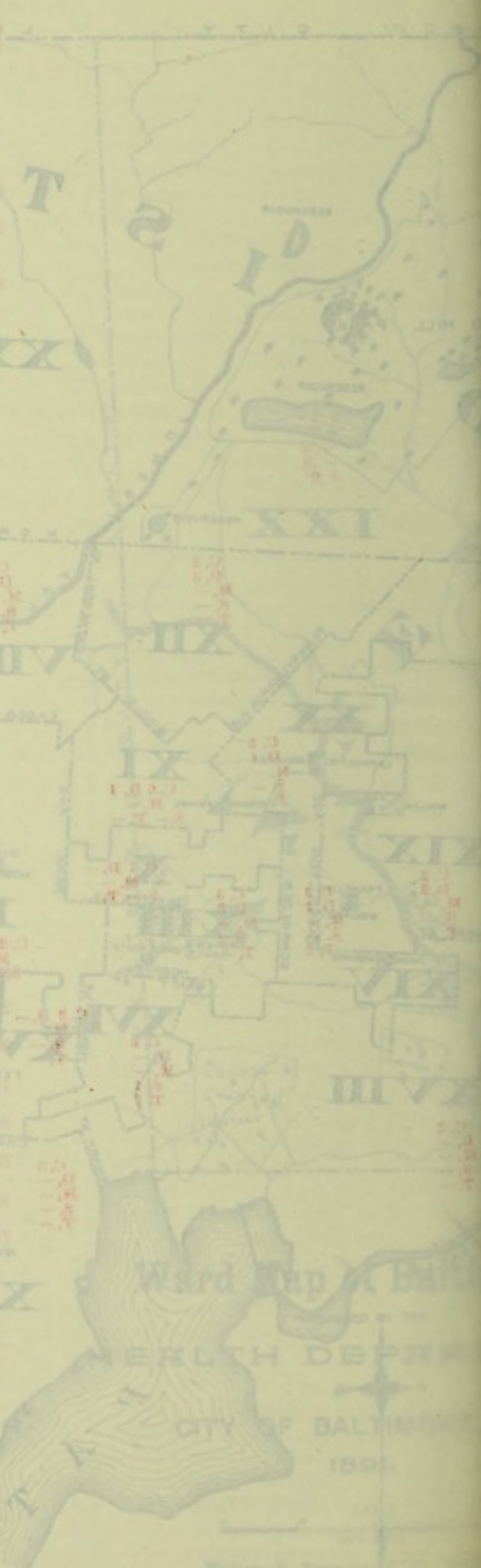
POPULATION BY WARDS

Ward Map of Baltimore

Ward	Population	Area	Density
I	1,000	1.0	1,000
II	1,000	1.0	1,000
III	1,000	1.0	1,000
IV	1,000	1.0	1,000
V	1,000	1.0	1,000
VI	1,000	1.0	1,000
VII	1,000	1.0	1,000
VIII	1,000	1.0	1,000
IX	1,000	1.0	1,000
X	1,000	1.0	1,000
XI	1,000	1.0	1,000
XII	1,000	1.0	1,000
XIII	1,000	1.0	1,000
XIV	1,000	1.0	1,000
XV	1,000	1.0	1,000
XVI	1,000	1.0	1,000
XVII	1,000	1.0	1,000
XVIII	1,000	1.0	1,000
XIX	1,000	1.0	1,000
XX	1,000	1.0	1,000
XXI	1,000	1.0	1,000
XXII	1,000	1.0	1,000
XXIII	1,000	1.0	1,000
XXIV	1,000	1.0	1,000
XXV	1,000	1.0	1,000
XXVI	1,000	1.0	1,000
XXVII	1,000	1.0	1,000
XXVIII	1,000	1.0	1,000
XXIX	1,000	1.0	1,000
XXX	1,000	1.0	1,000



Ward Map of Baltimore
HEALTH DEPARTMENT
CITY OF BALTIMORE
1891



Ward Map of Baltimore
HEALTH DEPARTMENT
CITY OF BALTIMORE
1891

DEATHS IN EACH WARD.

First.....	37	Twelfth.....	41
Second.....	30	Thirteenth.....	32
Third.....	23	Fourteenth.....	23
Fourth.....	26	Fifteenth.....	24
Fifth.....	41	Sixteenth.....	24
Sixth.....	43	Seventeenth.....	48
Seventh.....	47	Eighteenth.....	49
Eighth.....	38	Nineteenth.....	41
Ninth.....	38	Twentieth.....	24
Tenth.....	15	Twenty-first.....	20
Eleventh.....	32	Twenty-second.....	29

DEATHS FROM ZYMOTIC DISEASES.

Croup.....	3	Fever, Remittent.....	2
Cholera.....	..	“ Scarlet.....	9
Cholera Infantum.....	85	“ Typhoid.....	6
“ Morbus.....	2	“ Typhus...
Diphtheria.....	21	“ Typho Malarial.....	2
Diarrhœa.....	7	Measles.....	..
Dysentery.....	11	Pyæmia.....	1
Entero Colitis.....	13	Small-pox.....	..
Erysipelas.....	..	Septicæmia.....	1
Fever, Cerebro Spinal.....	2	Tonsillitis.....	..
“ Intermittent.....	1	Varicella.....	1
“ Malarial.....	..	Whooping Cough.....	8
“ Puerperal.....	1	Total Zymotic Diseases ..	176

Deaths in Public Institutions—Residents, 45; Non-residents, 17.

Coroners' Certificates, 47.

Official Autopsies, 5.

Cases of Infectious Diseases Reported.

Small Pox.....	..
Yellow Fever.....	..
Diphtheria.....	46
Pseudo-Membranous Croup.....	10
Scarlet Fever.....	86
Varioloid.....	..
Cholera.....	..
Measles.....	14
Mumps.....	..
Whooping Cough.....	11

NATIVITY OF DECEASED.

Maryland	540	Switzerland
Other parts of the U. S.	64	Austrian Empire.....	..
Canada	Sweden and Norway.....	..
England	1	Russia	5
Scotland	1	Netherlands.....	..
Wales	Denmark	2
Ireland	27	Italy	1
Germany	73	Other foreign countries.....	5
France	Unknown	6
		Total.....	725

INTERMENTS IN CEMETERIES.

Baltimore.....	79	Sharp Street.....	54
Cedar Hill.....	11	Sweet Home.....	1
Friends.....	..	St. Alphonsus'.....	38
Greenmount.....	44	St. Paul's.....	7
Hebrew.....	29	St. Patrick's.....	5
Holy Cross.....	18	St. Peter's.....	21
Loudon Park.....	61	St. Mary's.....	4
Lorraine.....	1	St. Vincent.....	8
Laurel.....	62	Western.....	55
Mt. Olivet.....	20	Public Cemeteries.....	20
Most Holy Redeemer.....	24	All others.....	40
Mt. Carmel.....	25	Out of City.....	46
New Cathedral.....	52	Received from out of City.....	52

INSPECTION AND DISINFECTION DIVISION.

Total number of inspections made.....	693	Number of permits issued to clean privies.....	4472
Cases of contagious disease reported.....	167	Number of loads of night soil received at dumps { Winans' Cove.	5175
Cases of contagious disease inspected.....	157	{ Foley's Wharf.	870
Number of premises disinfected.....	52	Number of permits granted to lay drains.....	174
Number of notices to abate nuisance issued.....	1780	Number of plumbing permits issued.....	147
Legal proceedings instituted for non-compliance with notice served	9	Number of inspections of plumbing and drain work	369
		Number of registered plumbers in the city.....	223

UNITED STATES SIGNAL SERVICE.

METEOROLOGICAL SUMMARY.

BALTIMORE, MD., MONTH OF JUNE, 1891.

DATE.	TEMPERATURE.			PRECIPITATION, IN INCHES AND HUNDREDTHS.	SUMMARY.
	Mean.	Maximum.	Minimum.		
1.....	70	81	60	..	MEAN BAROMETER..... 29.97
2.....	78	88	67	..	Highest barometer..... 30.52, date..... 8th
3.....	80	90	70	.02	Lowest barometer..... 29.68, date..... 17th
4.....	73	80	66	1.26	MEAN TEMPERATURE..... 73
5.....	57	60	54	.44	Highest temp..... 94, date... 16th; Lowest temp..... 47, date..... 8th
6.....	60	66	54	.01	Greatest daily range of temperature..... 26, date..... 8th
7.....	53	56	50	.49	Least daily range of temperature..... 6, date..... 7th
8.....	60	73	47	..	MEAN TEMPERATURE for this month in
9.....	63	76	50	..	1871..... 74 1877..... 74 1883..... 75 1889..... 71
10.....	70	79	62	..	1872..... 75 1878..... 70 1884..... 73 1890..... 75
11.....	72	83	60	..	1873..... 74 1879..... 73 1885..... 73 1891..... 72
12.....	76	84	67	..	1874..... 76 1880..... 75 1886..... 70 1892..... ..
13.....	72	83	62	..	1875..... 74 1881..... 71 1887..... 72 1893..... ..
14.....	74	87	61	..	1876..... 76 1882..... 74 1888..... 73 1894..... ..
15.....	80	93	68	T	Total deficiency in temperature during month..... .25
16.....	82	94	71	..	Total excess in temperature since January 1st..... 1.28
17.....	80	90	70	..	Prevailing direction of wind..... N. W.
18.....	66	71	61	2.04	Total movement of wind..... 5,112 miles
19.....	62	66	58	.13	Extreme velocity of wind, direction and date..... 40—N.E.—4th
20.....	68	74	61	.12	Total precipitation..... 5.45 inches
21.....	73	78	68	.85	Number of days on which .01 inch or more of precipitation fell..... 11
22.....	78	88	69	.01	TOTAL PRECIPITATION (in inches) for this month in
23.....	79	88	70	..	1871..... 2.82 1878..... 4.09 1885..... 6.31
24.....	75	85	65	..	1872..... 4.16 1879..... 3.92 1886..... 5.64
25.....	77	89	65	..	1873..... .94 1880..... 5.48 1887..... 4.44
26.....	80	91	68	.08	1874..... 1.11 1881..... 7.81 1888..... 3.22
27.....	70	77	63	T	1875..... 2.85 1882..... 2.30 1889..... 6.17
28.....	70	82	58	..	1876..... 4.09 1883..... 8.08 1890..... 2.42
29.....	72	83	60	..	1877..... 3.53 1884..... 2.51 1891..... 5.45
30.....	74	85	64	..	Total excess in precipitation during month..... 1.36
31.....	Total excess in precipitation since January 1st..... 7.65
					Number of cloudless days... 16; Partly cloudy days... 6; Cloudy days... 8
					Dates of frost.....

C. P. CRONK,

Observer, Signal Service, U. S. A.

NOTE.—Barometer reduced to sea level. "T" indicates trace of precipitation.