

Annual reports of the medical officer of health, surveyor and inspector of nuisances, for the year ended 31st December, 1919.

Contributors

Barrowford (Lancashire, England). Urban District Council.
Seller, Alfred E.
Sutcliffe, F.
Pim, Frank B. de
Royal College of Surgeons of England

Publication/Creation

Burnley : Nuttall & Co. Ltd., [1914]

Persistent URL

<https://wellcomecollection.org/works/dyzekdsy>

Provider

Royal College of Surgeons

License and attribution

This material has been provided by This material has been provided by The Royal College of Surgeons of England. The original may be consulted at The Royal College of Surgeons of England. where the originals may be consulted. Conditions of use: it is possible this item is protected by copyright and/or related rights. You are free to use this item in any way that is permitted by the copyright and related rights legislation that applies to your use. For other uses you need to obtain permission from the rights-holder(s).




Wellcome Collection
183 Euston Road
London NW1 2BE UK
T +44 (0)20 7611 8722
E library@wellcomecollection.org
<https://wellcomecollection.org>

1. c

(4A)

BARROWFORD
URBAN DISTRICT COUNCIL.

Annual Reports
OF THE
Medical Officer of Health
Surveyor
AND
Inspector of Nuisances,
For the year ended 31st December, 1919





To the CHAIRMAN and MEMBERS
OF THE
Barrowford Urban District Council.

GISBURN ROAD,

BARROWFORD,

March 31st, 1920.

GENTLEMEN,

I have the honour to present to you the Annual Report on the Health and Sanitary condition of the Urban District of Barrowford, during the year, 1919.

BIRTHS (*see* Tables I and II).

During the year ending 31st December, 1919, there have been 62 births registered—36 males, and 26 females.

This gives an annual birth rate of 10.9 per 1,000 of the population.

The average rate for 1918 was 9.2. The mean rate for ten years—1909 to 1918—was 17.2. Of the births in 1919, 1 male and 5 females were illegitimate.

DEATHS (*see* Tables I and II).

The number of deaths registered during the year was 72, giving an annual death rate of 12.9 per 1,000 of the population, compared with 15 of the previous year, and a mean rate of 12.5 for the 10 years 1909–1918.

The following table shows at what ages the deaths occurred :—

Deaths under one year	7
1 year and under 5 years ..	3
—Under 5 years..	10
5 years and under 15 years .	0
15 years and under 25 years ..	6
25 years and under 45 years...	5
45 years and under 65 years...	25
65 years and over	26
—5 years and over	62
Total.....	72

Included among the deaths were Bronchitis, 9 ; Organic Heart Disease, 15 ; Influenza, 5 ; Pulmonary Tuberculosis, 2 ; Pneumonia, 3 ; Cancer, 4. (See Tables I and II).

The death rate of infants under one year per 1,000 births was 80, as compared with 58 of the previous year, and a mean rate of 97 for the 10 years 1909–1918.

There were no deaths of infants from the principal epidemic diseases.

INFECTIOUS DISEASES.

Under the Infectious Disease Notification Act there have been 26 cases notified.

The cases were :—

Scarlet Fever	7
Erysipelas.....	5
Diphtheria and Membranous Croup ..	1
Measles and German Measles	7
Influenzal Pneumonia	5
Ophthalmia Neonatorum	1

In addition to the above there has been one case of Tuberculosis notified.

SANITARY CONDITIONS.

During the year there has been a good supply of water from the Nelson Corporation reservoirs.

SLAUGHTER-HOUSES.

There are five Slaughter-houses which have been inspected during slaughtering. Their condition is satisfactory. The garbage is removed twice a week. During the Control of Meat, the Slaughter-houses have not been in continual use.

DAIRIES AND COWSHEDS.

These are kept clean but some of the Cowsheds are short of air space.

FABRIKES.

Defective W.C.'s at one factory were remedied, and additional W.C.'s were provided.

WORKSHOPS.

These have been regularly inspected and their condition found satisfactory.

The time allowed for the emission of black smoke is ten minutes. Ten observations have been taken and none exceeded the time limit.

SEWAGE DISPOSAL WORKS.—Method of treatment:—Sedimentation; Sprinklers; Final Sedimentation; Tank and Land Treatment of Storm-water.

DRAINAGE SYSTEM, Character of.—Earthenware Pipes.

REFUSE, Disposal of.—Ashes to tips, night soil on land. Houses newly erected are provided with portable galvanised iron ash-bins.

CLOSET ACCOMMODATION OF THE DISTRICT.

Waste Water Closets.....	831
Fresh Water Closets.....	174
Pail Closets	20
Privy Middens.....	31

HOUSING OF THE WORKING CLASSES.

Number of dwelling-houses inspected.....	61
Number of dwelling-houses unfit for habitation	Nil
Number of dwelling-houses (closing orders).....	Nil
Number of dwelling-houses remedied without closing orders..	21

CHARACTER OF DEFECTS.

Structural dampness, etc.

I have the honour to be, gentlemen,

Your obedient servant,

ALFRED E. SELLER,
Medical Officer of Health.

TABLE I.

VITAL STATISTICS OF WHOLE DISTRICT DURING
1919, AND PREVIOUS YEARS.

BARROWFORD URBAN DISTRICT.

	PER 1,000 OF POPULATION.				Rate of Deaths under 1 Year to 1,000 Births
	Birth Rate	Death Rate	Epidemic Death	Phthisis Death	
1919	10.9	12.9	0.55	0.36	80
1918	9.2	15.0	1.41	0.81	58
Mean of 10 years 1909-1918....	17.2	12.5	1.09	0.77	97
Increase or De- crease in 1919 on Previous Year	1.7	2.1	0.86	0.45	22
Ten Years' Avge.	6.3	0.4	0.54	0.41	17

TABLE II.
CAUSES OF DEATH DURING THE YEAR 1919.

BARROWFORD URBAN DISTRICT.

CAUSES OF DEATH	MALES	FEMALES
All Causes	24	46
Civilians only.		
1. Influenza	—	5
2. Pulmonary Tuberculosis	1	1
3. Cancer Malignant Disease	2	2
4. Meningitis	—	1
5. Organic Heart Disease	3	12
6. Bronchitis	3	6
7. Pneumonia (all forms)	1	2
8. Diarrhoea, &c. (under 2 years) ..	2	1
9. Nephritis and Brights Disease ..	1	1
10. Congential Debility, &c.	—	2
11. Other Defined Diseases	11	12
12. Causes ill-defined or unknown ..	—	1
Deaths of Infants under 1 year of age ..	1	4
Ditto. Illegitimate	—	2
Total Births	36	26
Legitimate	35	22
Illegitimate	1	4
Population for Birth Rate	5,652	
Population for Death Rate	5,426	

TABLE III.

BIRTH RATE, DEATH RATE, AND ANALYSIS OF MORTALITY DURING THE YEAR 1919.

(Provisional figures. Populations estimated to the middle of 1919 have been used for the purpose of this Table.)

	Birth Rate per 1,000 Total Popu- lation.	ANNUAL DEATH RATE PER 1,000 CIVILIAN POPULATION.								RATE PER 1,000 BIRTHS		PERCENTAGE OF TOTAL DEATHS.❖			
		All Causes	Enteric Fever	Small- pox	Measles	Scarlet *Fever	Whooping Cough	Diphtheria	Violence	Diarrhoea and Enteritis (under 2 years)	Total Deaths under 1 Year	Deaths in Public Institutions	Certified Causes	Inquest Cases	Uncertified Causes of Death
England and Wales...	18.5	13.8	0.01	0.00	0.10	0.03	0.07	0.13	0.47	9.59	89	23.9	92.5	6.2	1.3
96 Great Towns, in- cluding London (Census Populations exceeding 50,000)...	19.0	13.8	0.01	0.00	0.13	0.04	0.07	0.14	0.45	12.24	93	29.2	92.3	6.9	0.8
148 Smaller Towns (Census Populations 20,000—50,000)....	18.3	12.6	0.01	0.00	0.10	0.03	0.08	0.12	0.39	8.67	90	16.6	93.6	4.9	1.5
London	18.3	13.4	0.01	0.00	0.08	0.03	0.05	0.18	0.47	16.22	85	44.7	91.2	8.6	0.2

❖ Non-civilians are included in these figures for England and Wales but not for other areas.

REPORT OF INSPECTOR OF NUISANCES. FOR THE YEAR 1920.

COUNCIL OFFICES,

BARROWFORD,

March, 1920.

A. SELLER, ESQ.,

Medical Officer of Health,
Barrowford.

DEAR SIR,

I beg to forward you my Annual Report, being a report on the administration and work of the Sanitary Department during the year ended 31st December, 1919.

NUISANCES.

Sixty-nine Nuisances were detected and dealt with. These consisted chiefly of choked drains, and waste water-closets, and minor structural defects.

HOUSING : INSPECTION OF DISTRICT REGULATIONS, 1910.

Houses Inspected 61

Houses in which defects were remedied
without Closing Order 21

The nuisances and defects found in these inspections were chiefly structural, and dampness.

NOTICES.

Two Preliminary Notices or Letters, and One Statutory Notice have been served. Verbal notice proved sufficient in the majority of the Nuisances.

PREMISES OVER WHICH THE DEPARTMENT HAS CONTROL.

SLAUGHTER-HOUSES.

The slaughter-houses were visited and found to be kept in a satisfactory condition. The Council's workmen remove garbage twice weekly during slaughtering, but the slaughter-houses have not been in continual use during the control of meat.

BAKEHOUSES.

These were kept clean, and limewashed regularly.

DAIRIES AND COWSHEDS.

The clean condition of both sheds and cattle has been fairly good.

WORKSHOPS.

The workshops were inspected and found satisfactory.

INFECTIOUS DISEASE.

In connection with the cases of infectious disease notified, nine rooms have been fumigated and disinfectants supplied.

CANAL BOATS.

Three inspections of canal boats were made. No contraventions were met with, the cabins in each case being satisfactory.

HOUSE REFUSE SCAVENGING.


Ashbins emptied	8032
Ashpits emptied	2515
Privy Pails emptied	162
Privy Tanks emptied.....	180


REPRESENTING—

Loads of Ashes tipped	1160
Loads of Night Soil	134
Loads of Trade Refuse	58

Yours faithfully,

F. SUTCLIFFE.





BARROWFORD URBAN DISTRICT COUNCIL.

E. SELLER, F.R.I.P.H.

DE B. P. M.,

Officer of Health.

Gisburn Road,

Barrowford. 28 4 1920

Sir

Please find herewith
copy of my Report, with
compliments

Yrs faithfully

Alfred E. Sella

Mayor &c.



Copy

Siaburn Road

Barrowford

Jan 1st 1920

To

The Chairman & Members of the
Barrowford Urban District Council

Annual report for year ending Dec 31st 1919

Gentlemen,

I have the honour to present to you the Annual
report on the health and Sanitary condition of this district

Births

During the year there have been Sixty-three births
registered. Thirty-seven males and twenty-six females (of these
one male and five females were illegitimate).
With an estimated population of six thousand, the birth
rate was therefore 10.5 per thousand

Deaths

The number of deaths registered during the year, of
people belonging to the district was as shown in the following
Table:-

Under one year	7		
one year and under 5 years	3	under 5-	10
Five years and under fifteen	0		
Fifteen and under 25 years	6		
Twenty-five and under 45 years	5		
Forty-five and under 65 years	25		
Sixty-five and over	26	Five years and over	62
	<u>72</u>	Total	<u>72</u>

The death rate therefore was 12 per thousand. 16 of these
occurred outside the district. Included among the deaths
were Bronchitis 6, Pneumonia 3, Influenzal Pneumonia 5, Cancer 2,
Sarcoma 1, Pulmonary Tuberculosis 2, Senile decay 7,
Cardiac Disease 19.

Infantile Mortality The rate of deaths under one year to a
thousand births registered was 111. There were no deaths
from the usual epidemic diseases.

Infectious Diseases Under the Infectious Diseases Notification
Act there have been 26 cases which were as follows.

Erysipelas	5
Measles and German Measles	7
Influenzal Pneumonia	5
Scarlet Fever	7
Ophthalmia Neonatorum	1
Diphtheria	1

Dairies & Cowsheds The state of cleanliness of cattle and sheds
was satisfactory. Most of the sheds however were short of air space.
Factories, Workshops & Bakeries were inspected and their
condition found satisfactory.

Smoke Nuisances The time limit allowed for emission of black
smoke is 10 minutes per hour. No observations have been taken.

Housing of the Working Classes The number of dwelling houses
inspected was 107. Those remedied without closing orders 12. The
characters of the defects were dampness and structural.

I have the honour to be Gentlemen,

Your obedient Servant

(Signed) F. E. de B. P.

