

**Address to the Anthropological Section of the British Association / by Sir William Turner.**

**Contributors**

Turner, Wm. Sir, 1832-1916.  
Royal College of Surgeons of England

**Publication/Creation**

[London] : [Printed by Spottiswoode], [1889]

**Persistent URL**

<https://wellcomecollection.org/works/p9prcvs8>

**Provider**

Royal College of Surgeons

**License and attribution**

This material has been provided by This material has been provided by The Royal College of Surgeons of England. The original may be consulted at The Royal College of Surgeons of England. where the originals may be consulted. This work has been identified as being free of known restrictions under copyright law, including all related and neighbouring rights and is being made available under the Creative Commons, Public Domain Mark.

You can copy, modify, distribute and perform the work, even for commercial purposes, without asking permission.



Wellcome Collection  
183 Euston Road  
London NW1 2BE UK  
T +44 (0)20 7611 8722  
E [library@wellcomecollection.org](mailto:library@wellcomecollection.org)  
<https://wellcomecollection.org>

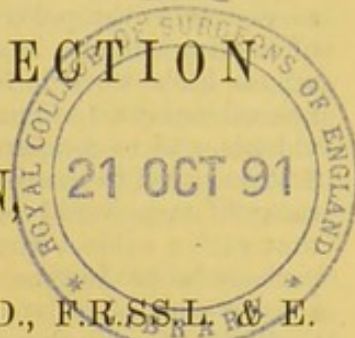
*with the author's complement*  
NEWCASTLE-UPON-TYNE, 1889.

ADDRESS <sup>(13)</sup>  
TO THE  
ANTHROPOLOGICAL SECTION  
OF THE  
BRITISH ASSOCIATION,

BY

PROFESSOR SIR WILLIAM TURNER, M.B., LL.D., F.R.S.S.L. & E.

PRESIDENT OF THE SECTION.



TWENTY-SIX years have passed by since the British Association for the Advancement of Science last assembled in this city. Many of the incidents of that meeting are still fresh in my memory, the more vividly, perhaps, because it was the first meeting of the Association that I had attended. The weather, so important a factor in most of our functions, was dry and bright. The visitor, instead of being enshrouded in that canopy of mist and smoke which so often meets the traveller as he approaches your city, was greeted with light and sunshine. The cordial welcome and reception so freely granted by the community, and more especially the princely yet gracious hospitality exercised by the President, your eminent townsman, now Lord Armstrong, are all deeply imprinted on my memory. But, apart from these attractions, which added so much to the amenities of the occasion, the meeting was one of deep interest to all those Members and Associates who were engaged in biological study.

Lyell's famous book on the 'Antiquity of Man' had been published shortly before. The essays on the 'Origin of Species' by natural selection, by Charles Darwin and Alfred Russell Wallace, had appeared only five years earlier in the Journal of the Linnean Society, and in 1859 Darwin's treatise on the 'Origin of Species,' in which its illustrious author summarised the facts he had collected and the conclusions at which he had arrived, had been published. Although no President of the British Association had up to that time given his adhesion to the new theory, yet it was clear that men were beginning to see, in many instances perhaps only dimly, how the theory of evolution by natural selection was destined to work a remarkable change, amounting almost to a revolution, in our conceptions of biological questions generally, and their applicability to the study of man.

At that time Anthropology had not assumed so definite a position in the work of the Association as it now possesses. Neither a department, nor a section, was devoted to it, and the subjects which it embraces were scattered abroad, either in the department of Anatomy and Physiology, in the section of Geography and Ethnology, in that of Geology, or in that of Statistics. It is true that a vigorous attempt was made about that time to give it a more independent position, but it was not until the Association met in Nottingham, in 1866, that it was assigned a definite department, and at the Montreal meeting, in 1884, Anthropology assumed the dignity of a section.

But although the youngest section of the Association, the Science of Man is not the youngest of the sciences. Long before the British Association came into existence, man, in his physical, racial, geological, and psychological aspects, had been studied by hosts of able and industrious inquirers. All that the Association has done in establishing a special section of Anthropological Science has been to bring together, as it were, into a single focus all those workers who apply themselves to the study of man in his various aspects.

1889.

H



As presiding over the proceedings of the Section on this occasion, it is a part of my duty to open its public business with an address. For me, as doubtless for many of those who have preceded me in this honourable office, one's mind has been somewhat exercised in the choice of a subject. In a branch of biological science so vast as Anthropology, in which the room for selection is so ample, the difficulty of making a choice is perhaps still further increased. As a professional anatomist, whose life's work it has been to study the structure of the human body in its normal aspects, to inquire into the variations which it exhibits in different individuals, and to compare its structure with that of various forms of animal life, it at first occurred to me that an address on the physical characteristics of some of the races of men would be appropriate. But further consideration led me to think that such a subject would be too technical for a general audience, and that it might perhaps be productive of greater interest on the part of my auditors if I selected a topic which, whilst strictly scientific in all its bearings, yet appeals more distinctly to the popular mind, and is now attracting attention. Hence I have chosen the subject of Heredity, by which I mean that special property through which the peculiarities of an organism are transmitted to its descendants throughout successive generations, so that the offspring, in their main features, resemble their parents.

The subject of Heredity, if I may say so, is in the air at the present time. The journals and magazines, both scientific and literary, are continually discussing it, and valuable treatises on the subject are appearing at frequent intervals. But though so important a topic of existing scientific thought and speculation, it is by no means a new subject, and certain of its aspects were under discussion so far back as the time of Aristotle. The prominence which it has assumed of late years is in connection with its bearing on the Darwinian Theory of Natural Selection, and, consequently, biologists generally have had their attention directed to it. But in its relations to Man, his structure, functions, and diseases, it has long occupied a prominent position in the minds of anatomists, physiologists, and physicians. That certain diseases, for example, are hereditary was recognised by Hippocrates, who stated generally that hereditary diseases are difficult to remove, and the influence which the hereditary transmission of disease exercises upon the duration of life is the subject of a chapter in numerous works on practical medicine, and forms an important element in the valuation of lives for life insurance.

The first aspect of the question which has to be determined is whether any physical basis can be found for Heredity. Is there any evidence that the two parents contribute each a portion of its substance to the production of the offspring so that a physical continuity is established between successive generations? The careful study, especially during the last few years, of the development of a number of species of animals mostly but not exclusively amongst the Invertebrata, by various observers, of whom I may especially name Bütschli, Fol, E. Van Beneden, and Hertwig, has established the important fact that the young animal arises by the fusion within the egg or germ-cell of an extremely minute particle derived from the male parent with an almost equally minute particle derived from the germ-cell produced by the female parent. These particles are technically termed in the former case the *male pronucleus*, in the latter the *female pronucleus*, and the body formed by their fusion is called the *segmentation nucleus*. These nuclei are so small that it seems almost a contradiction in terms to speak of their magnitude; rather one might say their minimitude, for it requires the higher powers of the best microscopes to see them and follow out the process of conjugation. But notwithstanding their extreme minuteness, the pronuclei and the segmentation nucleus are complex both in chemical and molecular structure. From the segmentation nucleus produced by the fusion of the pronuclei with each other, and from corresponding changes which occur in the protoplasm of the egg which surrounds it, other cells arise by a process of division, and these in their turn also multiply by division. These cells arrange themselves in course of time into layers which are termed the germinal or embryonic layers. From these layers arise all the tissues and organs of the body, both in its embryonic and adult stages of life.



The starting-point of each individual organism—i.e. of each new generation—is therefore the segmentation nucleus. Every cell in the adult body is derived by descent from that nucleus through repeated division. As the segmentation nucleus is formed by the fusion of material derived from both parents, a physical continuity is established between parents and offspring. But this physical continuity carries with it certain properties which cause the offspring to reproduce, not only the bodily configuration of the parent, but other characters. In the case of Man we find along with the family likeness in form and features a correspondence in temperament and disposition, in the habits and mode of life, and sometimes in the tendency to particular diseases. This transmission of characters from parent to offspring is summarised in the well-known expression that 'like begets like,' and it rests upon a physical basis.

The size of the particles which are derived from the parents, called the male and female pronuclei, the potentiality of which is so utterly out of proportion to their bulk, is almost inconceivably small when compared with the magnitude of the adult body. Further, by the continual process of division of the cells, the substance of the segmentation nucleus is diffused throughout the body of the new individual produced through its influence, so that each cell contains but an infinitesimal particle of it. The parental dilution, if I may so say, is so attenuated as to surpass the imagination of even the most credulous believer in the attenuation of drugs by dilution. And yet these particles are sufficient to stamp the characters of the parents, of the grandparents, and of still more remote ancestors on the offspring and to preserve them throughout life, notwithstanding the constant changes to which the cells forming the tissues and organs of the body are subjected in connection with their use and nutrition. So marvellous, indeed, is the whole process, that even the exact contributions to recent knowledge on the fusion of the two pronuclei, instead of diminishing our wonder, have intensified the force of the expression '*magnum hereditatis mysterium*.'

In considering the question of how new individuals are produced, one must keep in mind that it is not every cell in the body which can act as a centre of reproduction for a new generation, but that certain cells, which we name germ-cells and sperm-cells, are set aside for that purpose. These cells, destined for the production of the next generation, form but a small proportion of the body of the animal in which they are situated. They are, as a rule, marked off from the rest of the cells of its body at an early period of development. The exact stage at which they become specially differentiated for reproductive purposes varies, however, in different organisms. In some organisms, as is said by Balbiani to be the case in *Chironomus*, they apparently become isolated before the formation of the germinal layers is completed; but, as a rule, their appearance is later, and in the higher organisms not until the development of the body is relatively much more advanced.

The germ-cells after their isolation take no part in the growth of the organism in which they arise, and their chief association with the other cells of its body is that certain of the latter are of service in their nutrition. The problem, therefore, for consideration is the mode in which these germ or reproductive cells become influenced, so that after being isolated from the cells which make up the bulk of the body of the parent they can transmit to the offspring the characters of the parent organism. Various speculations and theories have been advanced by way of explanation. The well-known theory of Pangenesis, which Charles Darwin with characteristic moderation put forward as merely a provisional hypothesis, assumes that *gemmules* are thrown off from each different cell or unit throughout the body which retain the characters of the cells from which they spring; that the *gemmules* aggregate themselves either to form or to become included within the reproductive cells; and that in this manner they and the characters which they convey are capable of being transmitted in a dormant state to successive generations, and to reproduce in them the likeness of their parents, grandparents, and still older ancestors.

In 1872, and four years afterwards, in 1876, Mr. Francis Galton published most



suggestive papers on Kinship and Heredity.<sup>1</sup> In the latter of these papers he developed the idea that 'the sum total of the germs, gemmules, or whatever they may be called,' which are to be found in the newly fertilised ovum, constitute a *stirp*, or root. That the germs which make up the stirp consist of two groups—the one which develops into the bodily structure of the individual, and which constitutes, therefore, the personal structure; the other, which remains latent in the individual, and forms, as it were, an undeveloped residuum. That it is from these latent or residual germs that the sexual elements intended for producing the next generation are derived, and that these germs exercise a predominance in matters of heredity. Further, that the cells which make up the personal structure of the body of the individual exercise only in a very faint degree any influence on the reproductive cells, so that any modifications acquired by the individual are barely, if at all, inherited by the offspring.

Subsequent to the publication of Mr. Galton's essays, valuable contributions to the subject of Heredity have been made by Professors Brooks, Jaeger, Naegeli, Nussbaum, Weismann, and others. Professor Weismann's theory of Heredity embodies the same fundamental idea as that propounded by Mr. Galton; but as he has employed in its elucidation a phraseology which is more in harmony with that generally used by biologists, it has had more immediate attention given to it. As Weismann's essays have, during the present year, been translated for and published by the Clarendon Press,<sup>2</sup> under the editorial superintendence of Messrs. Poulton, Schönland, and Shipley, they are now readily accessible to all English readers.

Weismann asks the fundamental question, 'How is it that a single cell of the body can contain within itself all the hereditary tendencies of the whole organism?' He at once discards the theory of pangenesis, and states that in his belief the germ-cell, so far as its essential and characteristic substance is concerned, is not derived at all from the body of the individual in which it is produced, but directly from the parent germ-cell from which the individual has also arisen. He calls his theory the *continuity of the germ-plasm*, and he bases it upon the supposition that in each individual a portion of the specific germ-plasm derived from the germ-cell of the parent is not used up in the construction of the body of that individual, but is reserved unchanged for the formation of the germ-cells of the succeeding generation. Thus, like Mr. Galton, he recognises that in the stirp or germ there are two classes of cells destined for entirely distinct purposes: the one for the development of the *soma* or body of the individual, which class he calls the *somatic cells*; the other for the perpetuation of the species, *i.e.* for reproduction.

In further exposition of his theory Weismann goes on to say, as the process of fertilisation is attended by a conjugation of the nuclei of the reproductive cells—the pronuclei referred to in an earlier part of this address—that the nuclear substance must be the sole bearer of hereditary tendencies. Each of the two uniting nuclei would contain the germ-plasm of one parent, and this germ-plasm also would contain that of the grandparents as well as that of all previous generations.

To make these somewhat abstract propositions a little more clear, I have devised the following graphic mode of representation:—



Let the capital letters A, B, C, D, &c., express a series of successive generations. Suppose A to be the starting-point, and to represent the somatic or personal structure of an individual; then *a* may stand for the reproductive cells, or germ-plasm, from which the offspring of A, *viz.* B, is produced. B, like A, has both a personal structure and reproductive cells or germ-plasm, the latter of which is represented by the letters *ab*, which are intended to show that whilst belonging to B they have a line of continuity with A. C stands for an individual of the third generation, in which the reproductive plasma is indicated by *abc*, to express that, though

<sup>1</sup> *Proc. Roy. Soc. Lond.*, 1872, and *Journ. Anthropol. Inst.*, vol. v., 1876.

<sup>2</sup> Oxford, 1889.



within the body of C, the germ-plasm is continuous with that of both *b* and *a*. D also contains the reproductive cells *abcd*, which are continuous with the germ-plasm of the three preceding generations, and so on.

It follows, therefore, from this theory that the germ-plasm possesses throughout the same complex chemical and molecular structure, and that it would pass through the same stages when the conditions of development are the same, so that the same final product would arise. Each successive generation would have therefore an identical starting-point, so that an identical product would arise from all of them.

Weismann does not absolutely assert that an organism cannot exercise a modifying influence upon the germ-cells within it; yet he limits this influence to such slight effect as that which would arise from the nutrition and growth of the individual, and the reaction of the germ-cell upon changes of nutrition caused by alteration in growth at the periphery, leading to some change in the size, number, and arrangements of its molecular units. But he throws great doubt upon the existence of such a reaction, and he, more emphatically than Mr. Galton, argues against the idea that the cells which make up the somatic or personal structure of the individual exercise any influence on the reproductive cells. From his point of view the structural or other properties which characterise a family, a race, or a species are derived solely from the reproductive cells through continuity of their germ-plasm, and are not liable to modification by the action on them of the organs or tissues of the body of the individual organism in which they are situated. To return for one moment to my graphic illustration in elucidation of this part of the theory. The cells which make up the personal structure of A or B would exercise no effect upon the character of the reproductive cells *a* or *ab* contained within them. These latter would not be modified or changed in their properties by the action of the individual organism A or B. The individual B would be in hereditary descent, not from A + *a*, but only from *a*, with which its germ-plasma *ab* would be continuous, and through which the properties of the family, race, or species would be transmitted to C, and so on to other successive generations.

The central idea of Heredity is permanency; that like begets like, or, as Mr. Galton more fitly puts it, that 'like tends to produce like.' But though the offspring conform with their parents in all their main characteristics, yet, as everyone knows, the child is not absolutely like its parents, but possesses its own character, its own individuality. It is easy for anyone to recognise that differences exist amongst men when he compares one individual with another; but it is equally easy for those who make a special study of animals to recognise individual differences in them also. Thus a pigeon or canary fancier distinguishes without fail the various birds in his flock, and a shepherd knows every sheep under his charge. But the anatomist tells us that these differences are more than superficial—that they also pervade the internal structure of the body. In a paper which I read to the meeting of this Association in Birmingham so long ago as 1865,<sup>1</sup> after relating a series of instances of variation in structure observed in the dissections of a number of human bodies, I summarised my conclusion as follows: 'Hence, in the development of each individual, a morphological specialisation occurs both in internal structure and external form by which distinctive characters are conferred, so that each man's structural individuality is an expression of the sum of the individual variations of all the constituent parts of his frame.'

As in that paper I was discussing the subject only in its morphological relations, I limited myself to that aspect of the question; but I might with equal propriety have also extended my conclusion to other aspects of man's nature.

Intimately associated, therefore, with the conception of Heredity—that is, the transmission of characters common to both parent and offspring—is that of Variability—that is, the appearance in an organism of certain characters which are unlike those possessed by its parents. Heredity, therefore, may be defined as the perpetuation of the like; Variability, as the production of the unlike.

And now we may ask, Is it possible to offer any feasible explanation of the mode in which variations in organic structure take their rise in the course of development of an individual organism? Anything that one may say on this head

<sup>1</sup> *Transactions of Sections*, p. 111, 1865, and *Trans. Roy. Soc. Edinburgh*, vol. xxiv. 1865.



is of course a matter of speculation, but certain facts may be adduced as offering a basis for the construction of an hypothesis, and on this matter Professor Weismann makes a number of ingenious suggestions.

Prior to the conjugation of the male and female pronuclei to form the segmentation nucleus a portion of the germ-plasm is extruded from the egg to form what are called the *polar bodies*. Various theories have been advanced to account for the significance of this curious phenomenon. Weismann explains it on the hypothesis that a reduction of the number of ancestral germ-plasms in the nucleus of the egg is a necessary preparation for fertilisation and for the development of the young animal. He supposes that by the expulsion of the polar bodies one half the number of ancestral germ-plasms is removed, and that the original bulk is restored by the addition of the male pronucleus to that which remains. As precisely corresponding molecules of this plasm need not be expelled from each ovum, similar ancestral plasms are not retained in each case; so that diversities would arise even in the same generation and between the offspring of the same parents.

Minute though the segmentation nucleus is, yet microscopic research has shown that it is not a homogeneous structureless body, but is built up of different parts. Most noteworthy are the presence of extremely delicate threads or fibrils, called the *chromatin filaments*, which are either coiled on each other, or intersect to form a network-like arrangement. In the meshes of this network a viscous—and, so far as we yet know, structureless—substance is situated. Before the process of division begins in the segmentation nucleus these filaments swell up and then proceed to arrange themselves at first into one and then into two star-like figures before the actual division of the nucleus takes place.<sup>1</sup> It is obvious, therefore, that the molecules which enter into the formation of the segmentation nucleus can move within its substance, and can undergo a readjustment in size and form and position. But this readjustment of material is, without doubt, not limited to those relatively coarse particles which can be seen and examined under the microscope, but applies to the entire molecular structure of the segmentation nucleus. Now it must be remembered that the cells of the embryo from which all the tissues and organs of the adult body are derived are themselves descendants of the segmentation nucleus, and they will doubtless inherit from it both the power of transmitting definite characters and a certain capacity for readjustment both of their constituent materials and the relative positions which they may assume towards each other. One might conceive, therefore, that if in a succession of organisms derived from common ancestors the molecular particles were to be of the same composition and to arrange themselves in the segmentation nucleus and in the cells derived from it on the same lines, these successive generations would be alike; but if the lines of adjustment and the molecular constitution were to vary in the different generations, then the products would not be quite the same. Variations in structure, and to some extent also in the construction of parts, would arise, and the unlike would be produced.

In this connection it is also to be kept in mind that in the higher organisms, and, indeed, in multicellular organisms generally, an individual is derived, not from one parent only, but from two parents. Weismann emphasises this combination as the cause of the production of variations and the transmission of hereditary individual characters. If the proportion of the particles derived from each parent and the forces which they exercise were precisely the same in any individual case, then one could conceive that the product would be a mean of the components provided by the two parents. But if one parent were to contribute a larger proportion than the other to the formation of a particular organism, then the balance would be disturbed, the offspring in its character would incline more to one parent than to the other, according to the proportion contributed by each, and a greater scope for the production of variations would be provided. These differences would be increased in number in the course of generations, owing to new combinations of individual characters arising in each generation.

As long as the variations which are produced in an organism are collectively within a certain limitation, they are merely individual variations, and express the

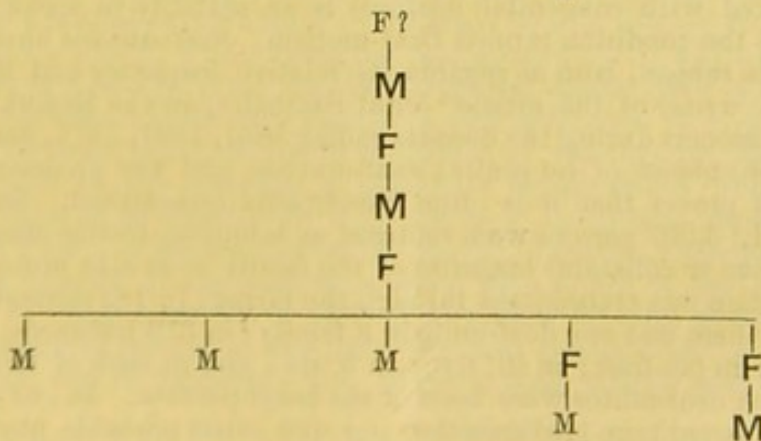
<sup>1</sup> The observations more especially of Flemming, E. Van Beneden, Strasburger, and Carnoy may be referred to in connection with the changes which take place in nuclei prior to and in connection with their division.



range within which such an organism, though exhibiting differences from its neighbours, may yet be classed along with them in the same species. It is in this sense that I have discussed the term Variability up to the present stage of this address. Thus all those varieties of mankind which, on account of differences in the colour of the skin, we speak of as the white, black, yellow races and red-skins are men, and they all belong to that species which the zoologists term *Homo sapiens*.

But the subject of Variability cannot, in the present state of science, be confined in its discussion to the production of individual variations within the limitations of a common species. Since Charles Darwin enunciated the proposition that favourable variations would tend to be preserved, and unfavourable ones to be destroyed, and that the result of this double action, by the accumulation of minute existing differences, would be the formation of new species by a process of natural selection, this subject has attained a much wider scope, has acquired increased importance, and has formed the basis of many ingenious speculations and hypotheses. As variations, when once they have arisen, may be hereditarily transmitted, the Darwinian theory might be defined as Heredity modified and influenced by Variability.

This is not the place to enter on a general discussion of the Darwinian theory, and even if it were, the time at our disposal would not admit of it. But there are some aspects of the theory which would need to be referred to in connection with the subject now before us. It may be admitted that many variations which may arise in the development of an individual, and which are of service to that individual, would tend to be preserved and perpetuated in its offspring by hereditary transmission. But it is also without question that variations which are of no service, and, indeed, are detrimental to the individual in which they occur, are also capable of being hereditarily transmitted. This statement is amply borne out in the study of those important defects in bodily structure which pathologists group together under the name of Congenital Malformations. I do not require to go into much detail on this head, or to cite cases in which the congenital defect can only be exposed by dissection, but may refer, by way of illustration, to one or two examples in which the defect is visible on the surface of the body. The commonest form of malformation the hereditary transmission of which has been proved is where an increase in the number of digits on the hands or feet, or on both, occurs in certain families, numerous instances of which have now been put on record. But in other families there is an hereditary tendency to a diminution in the number of digits or to a defect in the development of those existing. I may give an illustration which occurred in the family of one of my pupils, the deformity in which consisted in a shortening or imperfect growth of the metacarpal bone of the ring finger of the left hand, so that the length of that finger was much below the normal. This family defect was traceable throughout six generations, and perhaps even in a seventh, and was, as a rule, transmitted alternately from the males to the females of the family<sup>1</sup>—

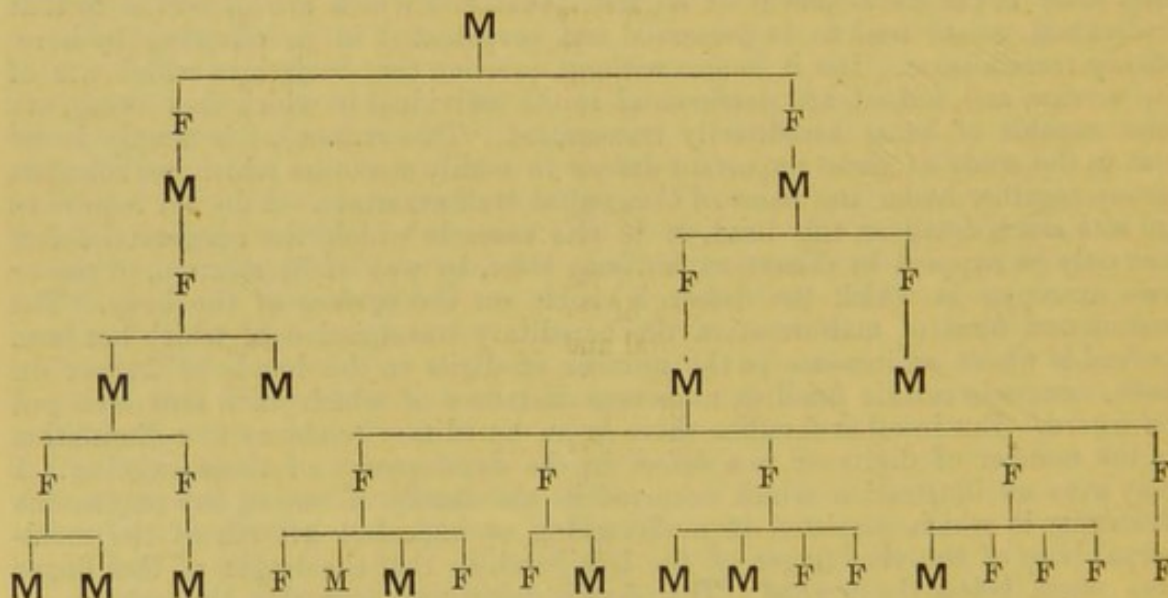


In this and the following diagrams M stands for male, F for female, whilst the block type (M or F) marks the individual or generation in which the variation occurred.



Another noticeable deformity which is known to be hereditary in some families, and which may be familiar to some of my auditors, is that of imperfect development of the upper lip and roof of the mouth, technically known as hare-lip and cleft palate.

These examples illustrate what may be called the coarser kinds of hereditary deformity, where the redundancies or defects in parts of the body are so gross as at once to attract attention. But modifications or variations in structure that can be transmitted from parent to offspring are by no means limited to changes which can be detected by the naked eye. They are sometimes so minute as to be determined rather by the modifications which they occasion in the function of the organ than by the ready recognition of structural variations. One of the most interesting of these is the affection known as Daltonism, or colour-blindness, which has distinctly been shown to be hereditary, and which is due, apparently in the majority of cases, to a defect in the development of the retina, or of the nerve of sight which ends in it, though in some instances they may be occasioned by defective development of the brain itself. Dr. Horner has related a most interesting family history,<sup>1</sup> in which the colour-blindness was traced through seven generations. In this family the males were the persons affected, though the peculiarity was transmitted through the females, who themselves remained unaffected. The family tree showed that in the sixth generation seven mothers had children. Their sons, collectively nine in number, were all colour-blind with the exception of one son, while none of their nine daughters showed the hereditary defect.





pathological reason was assigned to account for the peculiarity, but in the other family the parents were first cousins. Mr. David Buxton, who has paid great attention to this subject,<sup>1</sup> states that the probability of congenital deafness in the offspring is nearly seven times greater when both parents are deaf than when only one is so; in the latter case the chance of a child being born deaf is less than three-quarters per cent.; in the former, the chances are that 5 per cent. of the children will be deaf-mutes. Mr. Buxton refers to several families where the deaf-mutism has been transmitted through three successive generations, though in some instances the affection passes over one generation to re-appear in the next. He also relates a case of a family of sixteen persons, eight of whom were born deaf and dumb, and one at least of the members of which transmitted the affection to his descendants as far as the third generation. There can be little doubt that congenital deaf-mutism, in the great majority of instances, is associated with a defective development, and therefore a structural variation of the organ of hearing, though in some cases, perhaps, the defect may be in the development of the brain itself.

Although a sufficient number of cases has now been put on record to prove that in some families one or other kind of congenital deformity may be hereditarily transmitted, yet I do not wish it to be supposed that congenital malformations may not arise in individuals in whom no hereditary tendency can be traced. It is undoubtedly true that family histories are in many cases very defective, and frequently cannot be followed back for more than one, or, at the most, two generations; so that it is not unlikely that an hereditary predisposition may exist in many instances where it cannot be proved. Still, allowing even for a considerable proportion of such cases, a sufficient number will remain to warrant the statement that malformations or variations in structure which have not been displayed by their ancestors may arise in individuals belonging to a particular generation.

The variations which I have spoken of as congenital malformations arise, as a rule, before the time of birth, during the early development of the individual; but there is an important class of cases, in which the evidence for hereditary transmission is more or less strong, which may not exhibit their peculiarities until months, or even years, after the birth of the individual. This class is spoken of as Hereditary Diseases, and the structural and functional changes which they produce exercise most momentous influences. Sometimes these diseases may occasion changes in the tissues and organs of the body of considerable magnitude, but at other times the alteration is much more subtle, is molecular in its character, requires the microscope for its determination, or is even incapable of being recognised by that instrument.

Had one been discussing the subject of hereditary disease twenty years ago, the first example probably that would have been adduced would have been tuberculosis, but the additions to our knowledge of late years throw some doubt upon its hereditary character. There can, of course, be no question that tubercular disease propagates itself in numerous families from generation to generation, and that such families show a special susceptibility or tendency to this disease in one or other of its forms. But whilst fully admitting the predisposition to it which exists in certain families, there is reason to think that the structural disease itself is not hereditarily transmitted, but that it is directly excited in each individual in whom it appears by a process of external infection due to the action of the tubercle bacillus. Still, if the disease itself be not inherited, a particular temperament which renders the constitution liable to be attacked by it is capable of hereditary transmission.

Sir James Paget,<sup>2</sup> when writing on the subject of cancer, gives statistics to show that about a quarter of the persons affected were aware of the existence of the same disease in other members of their family, and he cites particular instances in which cancer was present in two and even four generations. He had no doubt that the disease can be inherited—not, he says, that, strictly speaking, cancer or

<sup>1</sup> *Liverpool Medico-Chirurg. Journ.* July 1857; Jan. 1859.

<sup>2</sup> *Lectures on Surgical Pathology*, 3rd ed., revised and edited by the author and W. Turner, London, 1870.

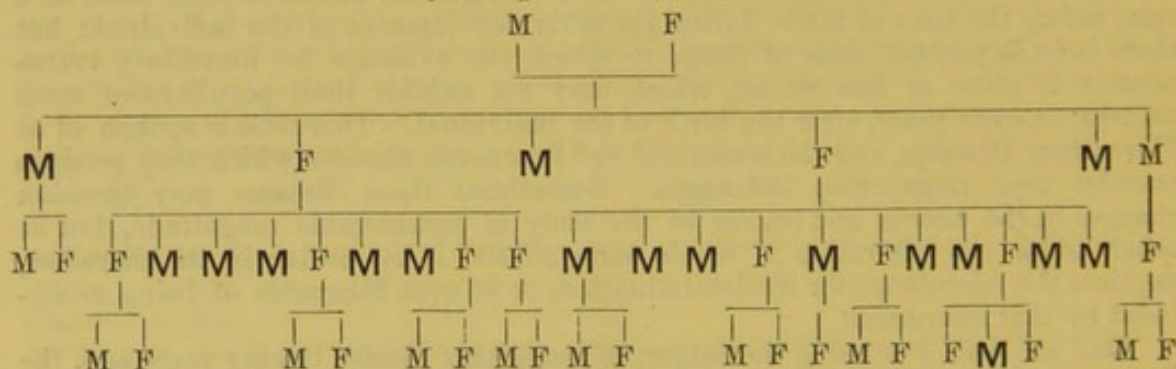


cancerous material is transmitted, but a tendency to the production of those conditions which will finally manifest themselves in a cancerous growth. The germ from the cancerous parent must be so far different from the normal as after the lapse of years to engender the cancerous condition.

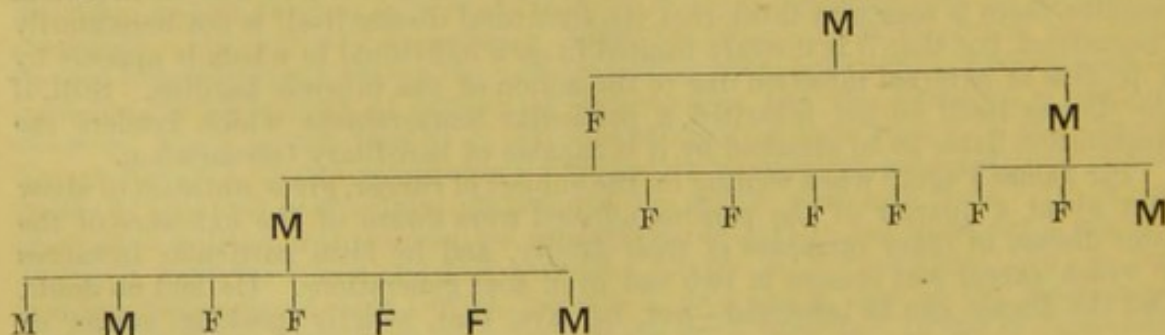
Heredity is also one of the most powerful factors in the production of those affections which we call gout and rheumatism. Sir Dyce Duckworth, the latest systematic writer on gout, states that in those families whose histories are the most complete and trustworthy the influence is strongly shown, and occurs in from 50 to 75 per cent. of the cases; further, that the children of gouty parents show signs of articular gout at an age when they have not assumed those habits of life and peculiarities of diet which are regarded as the exciting causes of the disease.

Some interesting and instructive family histories, in which the hereditary transmission of a particular disease through several generations has been worked out, are recorded by Professor Klebs in his 'Allgemeine Pathologie.' I may draw from these one or two additional illustrations. Some families exhibit a remarkable tendency to bleed when the surface of the body is injured or bruised, and the bleeding is stopped with difficulty. The hæmorrhagic tendency is not due to the state of the blood, but to a softening or degeneration of the walls of the blood-vessels, so that they are easily torn. In one family, the tree of which is here subjoined, this peculiarity showed itself in one generation in three out of four males; in the next generation, in thirteen out of fourteen males; whilst in the immediately succeeding generation only one out of nine males was affected; so that it would seem as if the tendency was fading away in it. It is remarkable that throughout the series, though the transmission of the affection went through the female members, they themselves remained free from it.

*The Family Mampel, recorded by Dr. Lossen.*



Another illustration may be taken from the well-known disease of the eyeball called cataract. Dr. Appenzeller has given an account of a family which exhibited so strong a tendency to this affection that the males were affected in four generations, though the females did not entirely escape, as is shown in the subjoined family tree.



In neither of these families can it be said that the structural lesion itself is transmitted, but that the tendency or predisposition to produce it is inherited. The germ-plasm, therefore, in these individuals must have been so modified from the



normal as to carry with it certain peculiarities, and to induce the particular form of disease which showed itself in each family.

In connection with the tendency to the transmissibility of either congenital malformations, or diseases, consanguinity in the parents, although by no means a constant occurrence, is a factor which in many cases must be taken into consideration.<sup>1</sup> If we could conceive both parents to be physiologically perfect, then it may be presumed that the offspring would be so also; but if there be a departure in one parent from the plane of physiological perfection, then it may safely be assumed that either the immediate offspring or a succeeding generation will display a corresponding departure in a greater or less degree. Should both parents be physiologically imperfect, we may expect the imperfections if they are of a like nature to be intensified in the children. It is in this respect, therefore, that the risk of consanguineous marriages arises, for no family can lay claim to physiological perfection.

When we speak of tendencies, susceptibilities, proclivities, or predisposition to the transmission of characters, whether they be normal or pathological, we employ terms which undoubtedly have a certain vagueness. We are as yet quite unable to recognise, by observation alone, in the germ-plasm any structural change which would enable us to say that a particular tendency or susceptibility will be manifested in an organism derived from it. We can only determine this by following out the life-history of the individual. Still it is not the less true that these terms express a something of the importance of which we are all conscious. So far as Man is concerned, the evidence in favour of a tendency to the transmission of both structural and functional modifications which are either of dis-service, or positively injurious, or both, is quite as capable of proof as that for the transmission of characters which are likely to be of service. Hence useless as well as useful characters may be selected and transmitted hereditarily.

I have dwelt somewhat at length on the transmissibility of useless characters, for it is an aspect of the subject which more especially presents itself to the notice of the pathologist and physician; and little, if at all, to that of those naturalists whose studies are almost exclusively directed to the examination of organisms in their normal condition. But when we look at Man, his diseases form so large a factor in his life that they and the effects which they produce cannot be ignored in the study of his nature.

Much has been said and written during the last few years of the transmission from parents to offspring of characters which have been 'acquired' by the parent, so that I cannot altogether omit some reference to this subject. It will conduce to one's clearness of perception of this much-discussed question if one defines at the outset in what sense the term 'acquired characters' is employed; and it is the more advisable that this should be done, as the expression has not always been used with the same signification. This term may be used in a wide or in a more restricted sense. In its wider meaning it may cover all the characters which make their first appearance in an individual, and which are not found in its parents, in whatever way they have arisen:—

1st. Whether their origin be due to such molecular changes in the germ-plasm as may be called spontaneous, leading to such an alteration in its character as may produce a new variation; or,

2nd. Whether their origin be accidental, or due to habits, or to the nature of the surroundings, such as climate, food, &c.

Professor Weismann has pointed out with great force the necessity of distinguishing between these two kinds of 'acquired characters,' and he has suggested two terms the employment of which may keep before us how important it is that these different modes of origin should be recognised. Characters which are produced in the germ-plasm itself by natural selection, and all other characters which

<sup>1</sup> I may especially refer for a discussion of this subject to an admirable essay by Sir Arthur Mitchell, K.C.B., *On Blood-Relationship in Marriage considered in its Influence upon the Offspring*.



result from this latter cause, he names *blastogenic*. He further maintains that all blastogenic characters can be transmitted; and in this conclusion, doubtless, most persons will agree with him. On the other hand, he uses the term *somatogenic* to express those characters which first appear in the body itself, and which follow from the reaction of the *soma* under direct external influences. He includes under this head the effects of mutilation, the changes which follow from increased or diminished performance of function, those directly due to nutrition, and any of the other direct external influences which act upon the body. He further maintains that the somatogenic characters are not capable of transmission from parent to offspring, and he suggests that in future discussions on this subject the term 'acquired characters' should be restricted to those which are somatogenic.

Thus one might say that blastogenic characters arising in the germ would be acquired in the individual by the action of the germ upon the soma; so that if we return again to the graphic illustration previously employed, the germ-plasm represented by the small italic letters *abcd* would act upon the soma represented by the capital letters A, B, C, D. Somatogenic characters, again, arising in the soma, would be acquired by the action of the soma A, B, C, D, upon the contained germ plasm *abcd*. But whether those acquired characters expressed by the term somatogenic can or can not be transmitted has been fruitful of discussion.

That the transmission of characters so acquired can take place is the foundation of the theory of Lamarck, who imagined that the gradual transformation of species was due to a change in the structure of a part of an organism under the influence of new conditions of life, and that such modifications could be transmitted to the offspring. It was also regarded as of importance by Charles Darwin, who stated<sup>1</sup> that all the changes of corporeal structure and mental power cannot be exclusively attributed to the natural selection of such variations as are often called spontaneous, but that great value must be given to the inherited effects of use and disuse, some also to the modification in the direct and prolonged action of changed conditions of life, also to occasional reversions of structure. Herbert Spencer believes<sup>2</sup> that the natural selection of favourable varieties is not in itself sufficient to account for the whole of organic evolution. He attaches a greater importance than Darwin did to the share of use and disuse in the transmission of variations. He believes that the inheritance of functionally produced modifications of structure takes place universally, and that as the modification of structure by function is a *vera causa* as regards the individual, it is unreasonable to suppose that it leaves no traces in posterity.

On the other hand, there are very eminent authorities who contend that the somatogenic acquired characters are not transmissible from parent to offspring. Mr. Francis Galton, for example, gives a very qualified assent to this proposition. Professor His, of Leipzig, doubts its validity. Professor Weismann says that there is no proof of it. Mr. Alfred Russell Wallace, in his most recent work,<sup>3</sup> considers that the direct action of the environment, even if we admit that its effects on the individual are transmitted by inheritance, are so small in comparison with the amount of spontaneous variation of every part of the organism that they must be quite overshadowed by the latter. Whatever other causes, he says, have been at work, natural selection is supreme to an extent which even Darwin himself hesitated to claim for it.

There is thus a conflict of opinion amongst the authorities who have given probably the most thought to the consideration of this question. It may appear, therefore, to be both rash and presumptuous on my part to offer an opinion on this subject. I should, indeed, have been slow to do so had I not thought that there were some aspects of the question which seemed not to have been sufficiently considered in its discussion.

In the first place, I would, however, express my agreement with much that has been said by Professor Weismann on the want of sufficient evidence to justify the

<sup>1</sup> Preface to 2nd edition of *Descent of Man*, 1885; also *Origin of Species*, 1st ed.

<sup>2</sup> 'Factors of Organic Evolution,' *Nineteenth Century*, 1886.

<sup>3</sup> *Darwinism*, p. 443; London, 1889.



statement that a mutilation which has affected a parent can be transmitted to the offspring. It is, I suppose, within the range of knowledge of most of us that children born of parents who have lost an eye, an arm, or a leg come into the world with the full complement of eyes and limbs. The mutilation of the parent has not affected the offspring; and one would, indeed, scarcely expect to find that such gross visible losses of parts as take place when a limb is removed by an accident or a surgical operation should be repeated in the offspring. But a similar remark is also applicable to such minor mutilations as scars, of the transmission of which to the offspring, though it has been stoutly contended for by some, yet seems not to be supported by sufficiently definite instances.

I should search for illustrations of the transmission of somatogenic characters in the more subtle processes which affect living organisms, rather than those which are produced by violence and accident. I shall take as my example certain facts which are well known to those engaged in the breeding of farm-stock or of other animals that are of utility to or are specially cultivated by man.

I do not refer to the influence on the offspring of impressions made on the senses and nervous system of the mother, the first statement of the effects of which we find in the book of Genesis, where Jacob set peeled rods before the flocks in order to influence the colour and markings of their young; though I may state that I have heard agriculturists relate instances from their own experience which they regarded as bearing out the view that impressions acting through the mother do influence her offspring. But I refer to what is an axiom with those who breed any particular kind of stock, that to keep the strain pure, there must be no admixture with stock of another blood. For example, if a shorthorned cow has a calf by a Highland sire, that calf, of course, exhibits characters which are those of both its parents. But future calves which the same cow may have when their sires have been of the shorthorned blood, may, in addition to shorthorn characters, have others which are not shorthorned but Highland. The most noteworthy instance of this transmission of characters acquired from one sire through the same mother to her offspring by other sires is that given in the often-quoted experiment by a former Lord Morton.<sup>1</sup> An Arabian mare in his possession produced a hybrid the sire of which was a quagga, and the young one was marked by zebra-like stripes. But the same Arabian had subsequently two foals, the sire of which was an Arab horse, and these also showed some zebra-like markings. How, then, did these markings characteristic of a very different animal arise in these foals, both parents of which were Arabians? I can imagine it being said that this was a case of reversion to a very remote striped ancestor, common alike to the horse and the quagga. But, to my mind, no such far-fetched and hypothetical explanation is necessary. The cause of the appearance of the stripes seems to me to be much nearer and more obvious. I believe that the mother had acquired during her prolonged gestation with the hybrid, the power of transmitting quagga-like characters from it, owing to the interchange of material which had taken place between them in connection with the nutrition of the young one. For it must be kept in mind that in placental mammals an interchange of material takes place in opposite directions, from the young to the mother as well as from the mother to the young.<sup>2</sup> In this way the germ-plasm of the mother, belonging to ova which had not yet matured, had become modified whilst still lodged in the ovary. This acquired modification had influenced her future offspring, derived from that germ-plasm, so that they in their turn, though in a more diluted form, exhibited zebra-like markings. If this explanation be correct, then we have an illustration of the germ-plasm having been directly influenced by the soma, and of somatogenic acquired characters having been transmitted.

But there are other facts to show that the isolation of the germ-cells or germ-

<sup>1</sup> *Philosophical Transactions*, 1881; also Darwin's *Animals and Plants under Domestication*, first ed. vol. i. p. 403, 1868.

<sup>2</sup> See, for facts and experiments, *Essays*, by Professors Harvey and Gusserow and Mr. Savory; also my *Lectures on the Comparative Anatomy of the Placenta*, Edinburgh, 1876.



plasm from the soma cells is not so universal as might at the first glance be supposed. Weismann himself admits that in the Hydroids the germ-plasm is present in a very finely divided, and therefore invisible, state in certain somatic cells in the beginning of embryonic development, and that it is then transmitted through innumerable cell generations to those remote individuals of the colony in which sexual products are formed. The eminent botanist Professor Sachs states that in the true mosses almost any of the cells of the roots, leaves, and shoot axes may form new shoots and give rise to independent living plants. Plants which produce flowers and fruit may also be raised from the leaves of the *Begonia*. I may also refer to what is more or less familiar to everybody, that the tuber of the potato can give rise to a plant which bears flowers and fruit. Now in these cases the germ-plasm is not collected in a definite receptacle isolated from the soma, but is diffused through the cells of the leaves of the *Begonia* or amidst those of the tuber of the potato, and the propagation of the potato may take place through the tuber for several generations without the necessity of having to recur to the fruit for seed. It seems difficult, therefore, to understand why, in such cases, the nutritive processes which affect and modify the soma cells should not also react upon the germ-plasm, which, as Weismann admits, is so intimately associated with them.

Those who uphold the view that characters acquired by the soma cannot be transmitted from parents to offspring undoubtedly draw so large a cheque on the bank of hypothesis that one finds it difficult, if not impossible, to honour it. Let us consider for one moment all that is involved in the acceptance of this theory, and apply it in the first instance to Man. On the supposition that all mankind have been derived from common ancestors through the continuity of the germ-plasm, and that this plasm has undergone no modification from the *persona* or *soma* of the succession of individuals through whom it has been transmitted, it would follow that the primordial human germ-plasm must have contained within itself an extraordinary potentiality of development—a potentiality so varied that all the multiform variations in physical structure, tendency to disease, temperament, and other characters and dispositions which have been exhibited by all the races and varieties of men who either now inhabit or at any period in the world's history have inhabited the earth, must have been included in it. But if we are to accept the theory of Natural Selection, as giving a valid explanation of the origin of new species, then the non-transmissibility of somatogenic acquired characters has a much more far-reaching significance. For if all the organisms, whether vegetable, animal, or human, which have lived upon the earth have arisen by a more or less continuous process of evolution from one or even several simple cellular organisms, it will follow as a logical necessity of the theory of the non-transmission of acquired characters, that these simple organisms must have contained in their molecular constitution a potentiality of evolution into higher and more complex forms of life, through the production of variations, without the intermediation of any external force or influence acting directly upon the soma. Further, this must have endured throughout a succession of countless individual forms and species, extending over we know not how many thousands of years, and through the various geological and climatic changes which have affected the globe.

The power of producing these variations would therefore, on this theory, have been from the beginning innate to the germ-plasm, and uninfluenced in any way by its surroundings. Variations would have arisen spontaneously in it, and, for anything that we know, as it were by accident, and without a definite purport or object. But whether such variations would be of service or dis service could not be ascertained until after their appearance in the soma subjects them to the test of the conditions of life and the environment.

Let us now glance at the other side of the question. All biologists will, I suppose, accept the proposition that the individual soma is influenced or modified by its environment or surroundings. Now, if on the basis of this proposition the theory be grafted that modifications or variations thus produced are capable of so affecting the germ-plasm of the individual in whom the variation arises as to be transmitted to its offspring—and I have already given cases in point—then such



variations might be perpetuated. If the modification is of service, then presumably it will add to the vitality of the individual, and through the interaction between the soma and the germ-plasm, in connection with their respective nutritive changes, will so affect the latter as to lead to its being transmitted to the offspring. From this point of view the environment would, as it were, determine and regulate the nature of those variations which are to become hereditary, and the possibility of variations arising which are likely to prove useful becomes greater than on the theory that the soma exercises no influence on the germ-plasm. Hence I am unable to accept the proposition that somatogenic characters are not transmitted, and I cannot but think that they form an important factor in the production of hereditary characters.

To reject the influence which the use and disuse of parts may exercise both on the individual and on his offspring is like looking at an object with only a single eye. The morphological aspect of organic structure is undoubtedly of fundamental importance. But it should not be forgotten that tissues and organs, in addition to their subjection to the principles of development and descent, have to discharge certain specific purposes and functions, and that structural modifications arise in them in correlation with the uses to which they are put, so as to adapt them to perform modified duties. It may be difficult to assign the exact value which physiological adaptation can exercise in the perpetuation of variations. If the habit or external condition which has produced a variation continues to be practised, then, in all probability, the variation would be intensified in successive generations. But should the habit cease or the external condition be changed, then, although the variation might continue to be for a time perpetuated by descent, it would probably become less strongly marked and perhaps ultimately disappear. One could also conceive that the introduction of a new habit or external condition the effect of which would be to produce a variation in a direction different from that which had originally been acquired, would tend to neutralise the influence of descent in the transmission of the older character.

By accepting the theory that somatogenic characters are transmitted we obtain a more ready explanation, how men belonging to a race living in one climate or part of the globe can adapt themselves to a climate of a different kind. On the theory of the non-transmissibility of these acquired characters, long periods of years would have to elapse before the process of adaptation could be effected. The weaker examples, on this theory, would have had to have died out, and the racial variety would require to have been produced by the selection of variations arising slowly, and requiring one knows not how many hundreds or thousands of years to produce a race which could adapt itself to its new environment. We know, however, that this process of the dying out of the weakest and the selection of the strongest is not necessary to produce a race which possesses well-recognisable physical characters. For most of us can, I think, distinguish the nationality of a citizen of the United States by his personal appearance, without being under the necessity of waiting to hear his speech and intonation.

It may perhaps be thought, in selecting the subject of Heredity for my address, and in treating it as I have to a large extent done, in its general biological aspects, that I have infringed upon the province of Section D. But I am not prepared to admit that any such encroachment has been made. Man is a living organism, with a physical structure which discharges a variety of functions, and both structure and functions correspond in many respects, though with characteristic differences, with those which are found in animals. The study of his physical frame cannot therefore be separated from that of other living organisms, and the processes which take place in the one must also be investigated in the other. Hence we require, in the special consideration of the physical framework of Man, to give due weight to those general features of structure and functions which he shares in common with other living organisms. But whatever may have been the origin of his frame, whether by evolution from some animal form or otherwise, we can scarcely expect it ever to attain any greater perfection than it at present possesses.



The physical aspect of the question, although of vast importance and interest, yet by no means covers the whole ground of Man's nature, for in him we recognise the presence of an element beyond and above his animal framework.

Man is also endowed with a spiritual nature. He possesses a conscious responsibility which enables him to control his animal nature, to exercise a discriminating power over his actions, and which places him on a far higher and altogether different platform than that occupied by the beasts which perish. The kind of evolution which we are to hope and strive for in him is the perfecting of this spiritual nature, so that the standard of the whole human race may be elevated and brought into more harmonious relation with that which is holy and divine.

PRINTED BY

SPOTTISWOODE AND CO., NEW-STREET SQUARE

LONDON