

The nomenclature of diseases / drawn up by a joint committee appointed by the Royal College of Physicians of London.

Contributors

Royal College of Physicians of London.
Royal College of Surgeons of England

Publication/Creation

London : Printed for the Royal College of Physicians by W.J. & S. Golbourn, 1869.

Persistent URL

<https://wellcomecollection.org/works/abpgh5ha>

Provider

Royal College of Surgeons


License and attribution


This material has been provided by This material has been provided by The Royal College of Surgeons of England. The original may be consulted at The Royal College of Surgeons of England. where the originals may be consulted. This work has been identified as being free of known restrictions under copyright law, including all related and neighbouring rights and is being made available under the Creative Commons, Public Domain Mark.

You can copy, modify, distribute and perform the work, even for commercial purposes, without asking permission.



Wellcome Collection
183 Euston Road
London NW1 2BE UK
T +44 (0)20 7611 8722
E library@wellcomecollection.org
<https://wellcomecollection.org>



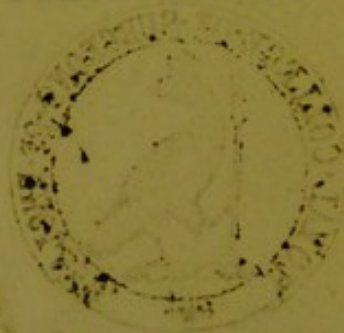


5

NOMENCLATURE OF DISEASES



NOMENCLATURE OF DISEASES



1897

5

THE
NOMENCLATURE OF DISEASES

DRAWN UP BY

A JOINT COMMITTEE

APPOINTED BY

THE ROYAL COLLEGE OF PHYSICIANS

OF

LONDON



(*Subject to Decennial Revision*)

OR 37

LONDON

Printed for the Royal College of Physicians

BY

W. J. & S. GOLBOURN, PRINCES STREET, COVENTRY STREET, W.

1869

To alter Page i Binding

CONTENTS.

xxi

	PAGE
OF THE VASCULAR SYSTEM	239
" " RESPIRATORY SYSTEM	239
" " DIGESTIVE SYSTEM	239
" " URINARY SYSTEM	241
" " MALE ORGANS OF GENERATION	241
" " FEMALE ORGANS OF GENERATION	241
MALFORMATIONS RESULTING FROM INCOMPLETE COALESCENCE OF THE LATERAL HALVES OF PARTS WHICH SHOULD BECOME CONJOINED	241
A. ON THE ANTERIOR MEDIAN PLANE	241
B. " " POSTERIOR " "	243
MALFORMATION RESULTING FROM COALESCENCE OF THE LATERAL HALVES OF PARTS WHICH SHOULD REMAIN DISTINCT	243
MALFORMATIONS RESULTING FROM THE EXTENSION OF A COMMIS- SURE BETWEEN THE LATERAL HALVES OF PARTS (CAUSING AP- ARENT DUPLICATION)	243
MALFORMATIONS RESULTING FROM REPETITION OR DUPLICATION OF PARTS IN A SINGLE FÆTUS	243
MALFORMATIONS RESULTING FROM THE COALESCENCE OF TWO FÆTUSES OR OF THEIR PARTS	245
CONGENITAL DISPLACEMENTS AND UNUSUAL POSITION OF PARTS OF THE FÆTUS	245
DISEASES, MANIFESTED AT OR AFTER BIRTH	245

INDEX	247
-----------------	-----

241	Index
242	Introduction
243	Chapter I. The Lateral System
244	Chapter II. The Lateral System
245	Chapter III. The Lateral System
246	Chapter IV. The Lateral System
247	Chapter V. The Lateral System
248	Chapter VI. The Lateral System
249	Chapter VII. The Lateral System
250	Chapter VIII. The Lateral System
251	Chapter IX. The Lateral System
252	Chapter X. The Lateral System
253	Chapter XI. The Lateral System
254	Chapter XII. The Lateral System
255	Chapter XIII. The Lateral System
256	Chapter XIV. The Lateral System
257	Chapter XV. The Lateral System
258	Chapter XVI. The Lateral System
259	Chapter XVII. The Lateral System
260	Chapter XVIII. The Lateral System
261	Chapter XIX. The Lateral System
262	Chapter XX. The Lateral System
263	Chapter XXI. The Lateral System
264	Chapter XXII. The Lateral System
265	Chapter XXIII. The Lateral System
266	Chapter XXIV. The Lateral System
267	Chapter XXV. The Lateral System
268	Chapter XXVI. The Lateral System
269	Chapter XXVII. The Lateral System
270	Chapter XXVIII. The Lateral System
271	Chapter XXIX. The Lateral System
272	Chapter XXX. The Lateral System
273	Chapter XXXI. The Lateral System
274	Chapter XXXII. The Lateral System
275	Chapter XXXIII. The Lateral System
276	Chapter XXXIV. The Lateral System
277	Chapter XXXV. The Lateral System
278	Chapter XXXVI. The Lateral System
279	Chapter XXXVII. The Lateral System
280	Chapter XXXVIII. The Lateral System
281	Chapter XXXIX. The Lateral System
282	Chapter XL. The Lateral System
283	Chapter XLI. The Lateral System
284	Chapter XLII. The Lateral System
285	Chapter XLIII. The Lateral System
286	Chapter XLIV. The Lateral System
287	Chapter XLV. The Lateral System
288	Chapter XLVI. The Lateral System
289	Chapter XLVII. The Lateral System
290	Chapter XLVIII. The Lateral System
291	Chapter XLIX. The Lateral System
292	Chapter L. The Lateral System

EXPLANATIONS.

THOSE DISEASES only have been defined which seemed to require it; and the definitions have been framed for the purpose of *identification* only, not as explanations of the phenomena of disease.

The words 'tending to' have always been applied to an event which is natural and probable, but not inevitable: 'resulting in' to an event which is inevitable, if the disease runs its natural course.

With a view to facilitate the registration of disease in accordance with this Nomenclature, the following Explanations are offered:—

By turning to the Alphabetical Index, the name of any disease may be readily found.

In the body of the work the name of each disease is preceded by a distinguishing number, and as a rule is printed in Roman letters, but in exceptional cases in *Italics*.

Whenever such exception is observed, the disease thus printed in *Italics* should not be registered among the local or other affections with which it appears, but under the class to which its special number refers it, and, as regards the organ in which it may be seated, in the order particularised at p. 15.

In short, the local manifestations of general diseases are to be returned, not among local, but among general diseases.*

* For example, in the list of diseases of the stomach given at p. 95, Cancer of that organ is included, but it is distinguished by *Italics*. And in making returns it should be placed among other cancerous affections, to which the prefixed number between brackets [44] refers it. If such return should include similar affections of other parts, the position assigned to disorders of the stomach, in relation to other organs, is determined by consulting the list given at p. 15.

Where varieties are observable in the forms of disease, such varieties are indicated by their being 'indented,' i.e. printed below and somewhat to the right of the principal heading, each being preceded by a distinguishing letter. Such lists are given by way of example, and are not to be regarded as exhaustive.

Diseases should only be returned under such general names as 'Dropsy,' 'Convulsions,' 'Palsy,' when the morbid conditions upon which they depend are unknown; but when the cause has been ascertained, the case should be registered under the head of the primary disease, the secondary affections being also specified.

Non-malignant Tumours and Cysts have not been numbered, for reasons stated at p. 19.

Surgical Operations, Parasites and Malformations are placed in an Appendix.

Notes in explanation of particular cases are given in various parts of the work.

Headache and analogous affections, being merely symptoms of constitutional or local diseases, are not included in this Nomenclature.

Arrangement of Local Diseases.

The attention of those making use of this Nomenclature is especially called to the 'Arrangement of Local Diseases' given at p. 29. That list, which occupies scarcely two pages, includes nearly all the important forms of disease which affect the various organs, and is therefore a key to the general arrangement of those diseases adopted throughout the work.

Latin Version.

In the Latin Version the translators have kept the following purposes steadily in view. They have endeavoured to avoid as far as possible all barbarous, ill-formed, and unnecessarily coined words; and they have taken for their standard the best writers of the Roman period, especially Celsus. To this must be ascribed the occasional deviations from the usages of modern Latin, and the discrepancies which here and there occur between the Latin version and the corresponding terms in the English Nomenclature.

63

PREFACE.

FOR PERFECTING the statistical registration of diseases, with a view to the discovery of statistical truths concerning their history, nature, and phenomena, the want of a generally recognised Nomenclature of Diseases, has long been felt as an indispensable condition.

The advantages accruing from accurate statistics of disease are likely to be the greater and the surer in proportion as the field of investigation is the wider.

The statistics of a single town may be instructive; but more instruction will be obtained from the compared statistics of various and many towns. This is alike true of different districts of the same country, and of different countries and climates: and the most instructive sanitary statistics would be those which related to the whole of the inhabited portions of the globe.

For the registration of such statistical facts it is clearly requisite that there should be a uniform Nomenclature of Diseases, co-extensive with the area of investigation; and taking the largest area, the universal globe, the Nomenclature would need to be one that can be understood and used by the educated people of all nations.

Among the great ends of such a uniform Nomenclature must be reckoned that of fixing definitely, for all places,

the things about which medical observation is exercised, and of forming a steady basis upon which medical experience may be safely built.

Another main use of the statistical registration of diseases on a wide scale, is that it must tend to throw light upon the causes of disease, many of which causes, when duly recognised, may be capable of prevention, removal, or diminution.

When a general and uniform Nomenclature of Disease has once been carefully framed, when we are sure that medical observation is occupying itself everywhere with the selfsame diseases, the value of statistical tables becomes very high, as representing the course of events in disease, under various circumstances of time, place, season, climate, manners and customs, age, sex, race, and treatment.

This general, or common, or *standard* nomenclature need not be imposed upon every nation and people as its proper nomenclature. It could not. It would be unintelligible by the people at large, and embarrassing to those by whom the necessary returns must be made. But the nomenclature proper or peculiar to each country, and which may be called its *national* nomenclature, should be readily convertible into the *standard* nomenclature.

The one, or the other, of these standard and national nomenclatures may first be framed by an English (or by any other) Committee, or the two may be framed simultaneously.

The Committee appointed by the Royal College of Physicians of London have prepared a Nomenclature suitable to England, and to all countries where the English language is in common use. For each name they have supplied the corresponding Latin term, which is the language of ancient

science, and probably the fittest language for a nomenclature common to all the world; and also the equivalent term in the three modern languages which are the richest in medical learning and literature, the French, the German, and the Italian languages: and in this way they hope to have laid the foundation for a Nomenclature of Diseases in any language extant on the earth.

In the English list of names, it seemed desirable that as little deviation as possible should be made from those employed by the Registrar-General of England; otherwise his settled plans and his forms of returns, which have been followed for 30 years, would require to be remodelled; the comparison of future with past returns would be made difficult and perplexing, if not impossible; and a damaging break would be caused in evidence which becomes more and more trustworthy and valuable, in proportion as it is prolonged and continuous.

Again, it is desirable that all lists should consist, as much as may be possible, of short names—names comprised in one word, or in the fewest words; also, in the nomenclature proper, or national, that they should be names in common and popular use, especially when these are single, or short, and distinctive, and imply no erroneous or doubtful theories.

Names are not necessarily to be excluded, however, merely because they may seem to express only vague or imperfect knowledge; such names as DROPSY, CONVULSIONS, PALSY—disorders which may severally depend upon various and different morbid changes within the body, not always easy of recognition. It has been well observed by Dr. FARR, whose aid has been of great value to the Committee, that the refusal to sanction such terms as these in the registration of diseases, 'would have an obvious

tendency to encourage reckless conjecture' in making returns.

Some names (as SMALL-POX) speak for themselves: many (as DIPHTHERIA) require to be defined, for the sole purpose, however, of identification: to others (as BRIGHT'S DISEASE) it is expedient, for the same purpose only, to append synonyms.

When fixed names have been given to diseases, their classification becomes a matter of some importance.

A good classification aids and simplifies the registration of diseases; helps towards a more easy comparison and knowledge of them, and towards the storing of experience respecting them; and facilitates the discovery of general principles from the collected, grouped, and compared phenomena.

But a good classification is a very difficult matter.

Diseases might be classified according to their symptoms; to their causes; to their intimate nature; to the tissues, or to the systems, of the body that are affected; or to the parts of the body as they lie anatomically.

After much consideration, the Committee have resolved 'that the proposed classification of diseases should be based upon anatomical considerations.'

In subservience to this anatomical distribution, diseases may also be grouped as being general or local.

General diseases are such as affect the whole frame rather than any special part of it. Local diseases are such as occupy special parts of the body.

General diseases may be conveniently subdivided into two sections, A and B.

Section A comprehends those disorders which appear to involve a morbid condition of the blood, and which

present for the most part, but not all of them, the following characters. They run a definite course, are attended with fever, and frequently with eruptions on the skin, are more or less readily communicable from person to person, and possess the singular and important property of generally protecting those who suffer them from a second attack. They are apt to occur epidemically. Of these epidemic visitations, Dr. FARR observes, that they distinguish one country from another, one year from another, have formed epochs in chronology, have decimated armies, and disabled fleets, have influenced the fate of cities, nay, of empires.

Section B comprises, for the most part, disorders which are apt to invade different parts of the same body simultaneously or in succession. These are sometimes spoken of as constitutional diseases, and they often manifest a tendency to transmission by inheritance.

The construction of this Nomenclature has been so long in hand, that it may be proper and not uninteresting to record the circumstances of its origin and progress.

The idea which led to the formation of a general Nomenclature of Diseases, originated in a correspondence between Dr. DUMBRECK, of the Medical Department of the Army, and Dr. SIBSON, respecting the need of such a Nomenclature for use in the Army Medical Service.

But at the *Comitia majora* of the Royal College of Physicians, held on the ninth day of July, 1857, it was resolved, on the motion of Dr. NAIRNE, in consequence of a letter addressed to the College by the Hospitals Committee of the Epidemiological Society, 'That a Committee be appointed to prepare a Nomenclature of Diseases, and

that such Committee have full power to co-operate with other bodies.'

The following Fellows of the College were appointed members of the Committee by the President of the College:—

DR. MAYO— <i>President.</i>	DR. BABINGTON.
DR. ALDERSON— <i>Treasurer,</i> now <i>President.</i>	DR. ADDISON.
DR. HAWKINS— <i>Registrar.</i>	DR. NAIRNE.
DR. JEAFFRESON,	DR. BARKER.
DR. PITMAN,	DR. BUDD.
DR. BENCE JONES,	DR. GULL.
DR. RISDON BENNET,	DR. BALY.
DR. MUNK— <i>Librarian.</i>	DR. BARCLAY.
	DR. SIBSON.
	DR. PARKES.

At the first meeting of the Committee DR. SIBSON was appointed Secretary.

The following representative members afterwards consented to co-operate in carrying into effect the objects of the Committee:—

MR. STANLEY, President of the Royal College of Surgeons.

DR. DRUITT, Representative of the Master of the Worshipful Society of Apothecaries.

SIR JOHN LIDDELL, Director-General of the Medical Department of the Navy.

DR. LOGAN, Director-General of the Medical Department of the Army.

SIR J. RANALD MARTIN, Physician to the Secretary of State for India in Council.

DR. FARR, Representative of the Registrar-General.

MR. SIMON, Medical Officer of Health, now the Medical Officer of the Privy Council.

MR. HOLMES, Secretary of the Hospitals Committee of the Epidemiological Society.

The meetings of the Committee were suspended in 1858, in consequence of the passing of the Medical Act of that year, and of the alterations thereby rendered necessary in the constitution and regulations of the College.

They were resumed in 1863, and the following members were then or subsequently added to the Committee:—

SIR THOMAS WATSON, Bart., President of the Royal College of Physicians.

MR. LUKE, President of the Royal College of Surgeons.

DR. BRYSON, R.N., Director-General of the Medical Department of the Navy.

DR. BALFOUR, Deputy Inspector-General of Hospitals, and Head of the Statistical Branch at the Army Medical Board.

DR. STARK, Representative of the Registrar-General of Scotland.

DR. N. M. BURKE, Representative of the Registrar-General of Ireland.

DR. MACKAY, R.N., Deputy Inspector-General of Hospitals and Fleets.

MR. MOORE, Surgeon to the Middlesex Hospital.

DR. C. J. B. WILLIAMS.

DR. BARLOW.

DR. ARTHUR FARRE.

DR. BLACK.

DR. FREDERIC WEBER.

DR. CHARLES WEST.

DR. CHAMBERS.

DR. MONRO.

DR. GEORGE JOHNSON.

DR. QUAIN.

DR. KIRKES.

DR. WILKS.

DR. BRISTOWE.

DR. HENRY THOMPSON.

DR. HERMANN WEBER.

DR. GUENEAU DE MUSSY.

DR. MCWILLIAM.

A classification sub-committee was formed, consisting of

SIR THOMAS WATSON, BART. DR. C. J. B. WILLIAMS.

DR. FARR.

DR. QUAIN.

MR. SIMON.

MR. HOLMES.

DR. BARCLAY.

DR. SIBSON.

DR. BALFOUR.

A definition sub-committee was also formed, consisting of—

DR. BARLOW.	DR. SIBSON.
DR. ARTHUR FARRE.	DR. PARKES.
DR. WEST.	DR. KIRKES.
DR. CHAMBERS.	DR. WILKS.
DR. MONRO.	DR. BRISTOWE.
DR. GEORGE JOHNSON.	MR. MOORE.
DR. BARCLAY.	MR. HOLMES.
DR. BALFOUR.	

Mr. GASKILL and Dr. NAIRNE (Commissioners in Lunacy) attended the meetings of the Committee when the subject of INSANITY was under consideration.

Mr. CARTWRIGHT and Mr. TOMES attended the meetings of the Committee when the diseases of the TEETH were under consideration.

The Latin Nomenclature was prepared by Dr. HENRY THOMPSON, and revised by Dr. BLACK.

The French Nomenclature was prepared by Dr. GUENEAU DE MUSSY.

The German Nomenclature was drawn up by Dr. HERMANN WEBER, and revised by Dr. FREDERIC WEBER.

The Italian Nomenclature was drawn up by Dr. FREDERIC WEBER, and was revised by Professor PACINI of Florence, at the personal request of Dr. Farr, and by Professor POLLI of Milan.

The List of Deformities was drawn up by Dr. ARTHUR FARRE.

The Botanical Terms were revised by Dr. HOOKER.

The entire work has been edited by the Secretary, Dr. SIBSON.

Dr. BARCLAY took part with the Secretary in editing the whole of the Nomenclature, but more especially the Medical portion.

The Surgical portions of the Nomenclature were prepared, and, in conjunction with the Secretary, edited by Mr. MOORE and Mr. HOLMES.

Official changes during the period of the existence of the Committee led also to the introduction into it of the following additional members:—

Mr. PARTRIDGE, as President of the Royal College of Surgeons; and

Dr. BIRKETT.

Dr. HERBERT DAVIES.

Dr. OWEN REES.

Dr. GUY.

Dr. HANDFIELD JONES.

Dr. PEACOCK.

Dr. BASHAM.

Dr. WEGG.

as Censors of the College.

Dr. ALDERSON's first official act after his election as President of the College, was to appoint SIR THOMAS WATSON Chairman of the Committee.

THOMAS WATSON, *Chairman.*

CONTENTS.

	PAGE
GENERAL DISEASES (A)	3
GENERAL DISEASES (B)	11
(ARRANGEMENT OF NON-MALIGNANT TUMOURS AND CYSTS)	19
LOCAL DISEASES	29
ARRANGEMENT OF LOCAL DISEASES	29
DISEASES OF THE NERVOUS SYSTEM	33
DISEASES OF THE BRAIN AND ITS MEMBRANES	33
" " SPINAL CORD AND ITS MEMBRANES	35
" " NERVES	37
FUNCTIONAL DISEASES OF THE NERVOUS SYSTEM	39
DISORDERS OF THE INTELLECT	41
DISEASES OF THE EYE	43
DISEASES OF THE CONJUNCTIVA	43
" " CORNEA	45
" " SCLEROTIC	45
" " IRIS	45
" " CHOROID AND RETINA	47
" " VITREOUS BODY	47
" " LENS AND ITS CAPSULE	47
GENERAL AFFECTIONS OF THE EYE	47
VARIOUS DEFECTS OF SIGHT	49
DISEASES OF THE LACHRYMAL APPARATUS	49
" " EYELIDS	49
" " WITHIN THE ORBITS	51

	PAGE
DISEASES OF THE EAR	51
DISEASES OF THE AURICLE	51
" " EXTERNAL MEATUS	53
" " MEMBRANA TYMPANI	53
" " EUSTACHIAN TUBE	53
" " TYMPANUM	53
" " INTERNAL EAR	55
DISEASES OF THE NOSE	55
DISEASES OF THE CIRCULATORY SYSTEM	57
DISEASES OF THE HEART AND ITS MEMBRANES	57
DISEASES OF THE PERICARDIUM	57
" " ENDOCARDIUM	57
" " MUSCULAR STRUCTURE OF THE HEART	59
DISEASES OF THE BLOOD VESSELS	61
DISEASES OF THE ARTERIES	61
" " VEINS	65
DISEASES OF THE ABSORBENT SYSTEM	67
DISEASES OF THE BRONCHIAL GLANDS	96
DISEASES OF DUCTLESS GLANDS	69
DISEASES OF THE THYROID GLAND	69
" " THYMUS GLAND	71
" " SUPRA-RENAL CAPSULES	71
DISEASES OF THE RESPIRATORY SYSTEM	71
DISEASES OF THE RESPIRATORY SYSTEM, NOT STRICTLY LOCAL	71
DISEASE OF THE NOSTRILS	71
DISEASES OF THE LARYNX	71
" " TRACHEA AND BRONCHI	73
" " LUNG	75
" " PLEURA	77
" " MEDIASTINUM	79
" " BRONCHIAL GLANDS	79
DISEASES OF THE DIGESTIVE SYSTEM	81
DISEASES OF THE LIPS	81
" " MOUTH	81
" " JAWS, INCLUDING THE ANTRUM	83

	PAGE
DISEASES, MALFORMATIONS, AND INJURIES OF THE TEETH, GUMS, AND ALVEOLI	83
DISEASES OF THE DENTAL TISSUE	83
" " " PULP	83
" " " PERIOSTEUM	85
" " GUMS	85
" " ALVEOLI	85
SPECIFIC DISEASES AFFECTING THE DENTAL PERIOSTEUM, GUMS, OR ALVEOLI	85
IRREGULAR DENTITION	87
DISEASES OF THE TONGUE	89
" " FAUCES AND PALATE	91
" " PHARYNX	93
" " SALIVARY GLANDS	95
" " ŒSOPHAGUS	95
" " STOMACH	95
" " INTESTINES	97
" " RECTUM AND ANUS	101
" " LIVER	105
" " HEPATIC DUCTS AND GALL BLADDER	107
" " PANCREAS	107
" " SPLEEN	107
" " PERITONEUM	109
" " MESENTERIC GLANDS	109
DISEASES OF THE URINARY SYSTEM	111
DISEASES OF THE KIDNEY	111
" " BLADDER	113
(DISEASES OF THE PROSTATE GLAND	117
GONORRHOEA AND ITS COMPLICATIONS)	117
DISEASES OF THE MALE URETHRA	119
DISEASES OF THE GENERATIVE SYSTEM	121
DISEASES OF THE MALE ORGANS OF GENERATION	121
DISEASES OF THE PENIS	121
" " SCROTUM	121
" " CORD	121
" " TUNICA VAGINALIS	123
" " TESTICLE	123

	PAGE
DISEASES OF THE FEMALE ORGANS OF GENERATION	
IN THE UNIMPREGNATED STATE	125
DISEASES OF THE OVARY	125
" " FALLOPIAN TUBE	127
" " BROAD LIGAMENT	127
" " UTERUS, INCLUDING THE CERVIX	127
" " VAGINA	129
" " VULVA	131
FUNCTIONAL DISEASES	133
 AFFECTIONS CONNECTED WITH PREGNANCY	133
DISORDERS OF THE NERVOUS SYSTEM	133
" " CIRCULATORY SYSTEM	135
" " RESPIRATORY SYSTEM	135
" " DIGESTIVE SYSTEM	135
" " URINARY SYSTEM	137
" " GENERATIVE SYSTEM	137
AFFECTIONS CONNECTED WITH PARTURITION	139
" CONSEQUENT ON PARTURITION	143
 DISEASES OF THE FEMALE BREAST	147
 DISEASES OF THE MALE MAMMILLA	151
 DISEASES OF THE ORGANS OF LOCOMOTION	151
DISEASES OF BONES	151
" " JOINTS	153
" " THE SPINE	155
" " THE MUSCULAR SYSTEM	157
DISEASES OF THE MUSCLES	157
" " " TENDONS	159
" " " APPENDAGES OF MUSCULAR SYSTEM	161
 DISEASES OF THE CELLULAR TISSUE	161
 DISEASES OF THE CUTANEOUS SYSTEM	163
(PARASITIC DISEASES OF THE SKIN)	173
 CONDITIONS NOT NECESSARILY ASSOCIATED WITH GENERAL OR LOCAL DISEASES	177

PAGE

POISONS 177

METALS AND THEIR SALTS	177
CAUSTIC ALKALIES	179
METALLOIDS	179
ACIDS	179
VEGETABLE POISONS	179
ANIMAL "	185
GASEOUS "	185
MECHANICAL IRRITANTS	187
POISONED WOUNDS	187

INJURIES.

GENERAL INJURIES	189
----------------------------	-----

LOCAL INJURIES	191
--------------------------	-----

INJURIES OF THE HEAD AND FACE	191
---	-----

A. OF THE HEAD	191
--------------------------	-----

B. " " FACE	193
-----------------------------	-----

INJURIES OF THE EYE	193
-------------------------------	-----

" " NECK	197
------------------------	-----

" " CHEST	199
-------------------------	-----

" " BACK	201
------------------------	-----

" " ABDOMEN	201
---------------------------	-----

" " PELVIS	203
--------------------------	-----

" " UPPER EXTREMITIES	205
-------------------------------------	-----

" " LOWER "	209
-------------------------------------	-----

" " ABSORBENT SYSTEM	213
------------------------------------	-----

" NOT CLASSIFIED	213
------------------------------	-----

	PAGE
APPENDIX	215
SURGICAL OPERATIONS	215
OPERATIONS ON THE EYE AND ITS APPENDAGES	215
OPERATIONS ON THE EYELIDS	215
" " OTHER APPENDAGES OF THE EYE	215
" " EYEBALL	215
OPERATIONS ON ARTERIES	217
" " ANEURISMS	217
" " VEINS	219
" FOR HÆMORRHAGE	219
" ON JOINTS	219
" " BONES	221
AMPUTATIONS	221
REMOVAL OF TUMOURS	223
" " FOREIGN BODIES	223
" " CALCULI	223
INCISIONS	225
REPARATIVE OPERATIONS	227
OPERATIONS NOT CLASSIFIED	229
HUMAN PARASITES	232
ENTOZOA	232
CLASS A. CEELELMINTHA	232
" B. STERELMINTHA	233
" C. ACCIDENTAL PARASITES	234
ECTOZOA	234
ENTOPHYTA AND EPIPHYTA	234
CONGENITAL MALFORMATIONS	237
MALFORMATIONS RESULTING FROM INCOMPLETE DEVELOPMENT OR	
GROWTH OF PARTS	237
OF THE BODY GENERALLY	237
" " NERVOUS SYSTEM	237
" " ORGANS OF SPECIAL SENSE	237

NOMENCLATURE OF DISEASES.

MORBI CORPORIS UNIVERSI.

A.

LATIN EQ.	FRENCH	GERMAN	ITALIAN
Variola	Variole	Blattern. <i>Syn.</i> Menschen- pocken	Vajuolo
<i>Species A.</i> — Simplex	Simple	Aechte oder natürliche. <i>Syn.</i> Variola	Vero
<i>Species B.</i> — Modificata	Modifiée	Modificirte. <i>Syn.</i> Variolois	Modificato
<i>a. V.</i> —Confluens	Confluente	Confluirende	Confluente
<i>b. V.</i> —Semiconfluens	Semi-confluente	Halb-confluirende; <i>Syn.</i> Cohærentes	Semi-confluente
<i>c. V.</i> —Discreta	Discrète	Nicht confluirende; <i>Syn.</i> Discretæ	Discreto. <i>Sin.</i> Separato
<i>d. V.</i> —Curta. <i>Idem</i> valet Varicelliformis	Abortive	Abortive	Abortivo. <i>Sin.</i> Varicelloide
<i>e. V.</i> —Petechialis	Pétéchiale	Schwarze	Petechiale
<i>f. V.</i> —Hæmorrhagica	Hémorrhagique	Haemorrhagische	Emorragico
<i>g. V.</i> —Corymbosa	en Corymbe	Corymböse	Corymboso. <i>Sin.</i> A guisa d' uva
2. Vaccinia	Vaccine	Kuhpocken	Vaccina
3. Varicella	Varicelle	Windpocken. <i>Syn.</i> Wasserpocken, Varicellen	Varicella
4. Morbilli	Rougeole	Masern	Rosolia
5. Febris rubra	Scarlatine	Scharlachfieber	Febbre scarlattina
<i>a. V.</i> —Simplex	Simple	Einfaches; gutartiges	Semplice
<i>b. V.</i> —Anginosa	Angineuse	Mit vorwaltender Angina	Anginosa

GENERAL DISEASES.

A.

1. Small-pox.

Group A (unmodified).

Group B (modified). *Definition*: Pustules cut short in their development by vaccination or previous attack of Small-Pox.

Varieties, applicable to both groups:

a. Confluent. *Definition*: Pustules running together over the greater part of the body.

b. Semi-confluent.

c. Distinct. *Synonym*, Discrete. *Definition*: All the pustules separate.

d. Abortive. *Synonym*, Varicelloid. *Definition*: Comparatively few pustules, the general eruption scarcely passing beyond the stage of vesicle.

Subordinate Varieties:

e. Petechial.

f. Hæmorrhagic. *Definition*: Blood effused into the vesicles or pustules, with a tendency to hæmorrhage from the mucous surfaces.

g. Corymbose. *Definition*: Some of the pustules assume the form of clusters, like a bunch of grapes (*corymbus*). This is a rare variety of the disease.

2. Cow-pox.

3. Chicken-pox.

4. Measles.

5. Scarlet fever. *Synonym*, Scarlatina.

Varieties:

a. Simple. *Definition*: A scarlet rash, with redness of the throat, but without ulceration.

b. Anginose. *Definition*: A more severe form of the disease with redness and ulceration of the throat, and a tendency to the formation of abscess in the neck.

LATIN EQ. c. V.-Maligna	FRENCH Maligne	GERMAN Bösartiges	ITALIAN Maligna
6. Denguis	Dengue	Dengue	Dengue
7. Typhus	Typhus	Exanthematischer Typhus. <i>Syn.</i> Fleckfieber	Tifo
8. Febris cerebrospinalis. <i>Idem valent</i> Febris purpurea pestifera. Meningitis epidemica cerebrospinalis	Fièvre cérébro-spinale. <i>Syn.</i> Fièvre purpurée maligne	Epidemische Meningitis. <i>Syn.</i> Epidemische Meningitis cerebro-spinalis	Febbre cerebro-spinale. <i>Sin.</i> Meningitide cerebro-spinale
9. Febris enterica. <i>Idem valet</i> Febris typhodes	Fièvre typhoïde ou Dothiënentérie	Abdominal-Typhus. <i>Syn.</i> Ileotyphus	Tifo enterico. <i>Sin.</i> Febbre tifoide
Febris infantium remittens	Fièvre rémittente des enfants	Abdominal-Typhus im Kindesalter	Tifo remittente infantile
10. Febris recidiva	Fièvre à rechutes	Typhus recurrens	Tifo recidivo
11. Febris continua simplex	Fièvre continente	Fieber von unbestimmtem Character	Febbre continua semplice
12. Febricula	Fièvre éphémère	Febricula	Febbricola. <i>Sin.</i> Febbre efemera

c. Malignant. *Definition*: The throat tends to slough; the scarlet rash is scarcely, if at all, visible, petechiæ are often seen on the surface, and the fever is of a low form.

Note.—Scarlet fever occurs occasionally without any rash or sore throat being observed.

6. Dengue. *Definition*: An ephemeral continued fever or febricula, characterised by frontal headache, and by severe pains in the limbs and trunk, and sometimes by an eruption, resembling that of measles, over the body; occurring in the West Indies.

7. Typhus fever. *Definition*: A continued fever, characterised by great prostration, and a general, dusky, mottled rash, without specific lesion of the bowels.

8. Cerebro-spinal fever. *Synonyms*, Malignant purpuric fever; Epidemic cerebro-spinal meningitis. *Definition*: A malignant epidemic fever attended by painful contraction of the muscles of the neck, and retraction of the head. In certain epidemics it is frequently accompanied by a profuse purpuric eruption, and, occasionally, by secondary effusions into certain joints. Lesions of the brain and spinal cord and their membranes are found on dissection.

9. Enteric fever. *Synonym*, Typhoid fever. *Definition*: A continued fever, characterised by the presence of rose-coloured spots, chiefly on the abdomen, and a tendency to diarrhœa, with specific lesion of the bowels.

Enteric fever occurring in the child is often named Infantile remittent fever.

Note.—Fevers symptomatic of worms, teething, or other sources of irritation should not be included under this head.

10. Relapsing fever. *Definition*: A continued fever of short duration, characterised by absence of eruption, and an abrupt relapse, occurring after an interval of about a week.

11. Simple continued fever. *Definition*: Continued fever having no specific character.

12. Febricula. *Definition*: Simple fever, of not more than three or four days' duration.

LATIN EQ.	FRENCH	GERMAN	ITALIAN
13. Febris flava	Fièvre jaune	Gelbes Fieber <i>Syn.</i> Gelbfieber	Febbre gialla
14. Pestilentia	Peste	Pest	Peste
15. Febris intermittens	Fièvre intermit- tente	Kaltes Fieber. <i>Syn.</i> Intermit- tens	Febbre intermit- tente
a. V.—Quotidiana	Quotidienne et Double quotidi- enne	Quotidiana	Quotidiana
b. V.—Tertiana	Tierce	Tertiana	Terzana
Tertiana duplex	Double tierce	Tertiana dupli- cata	Terzana doppia
c. V.—Quartana	Quarte	Quartana	Quartana
Quartana duplex	Double quarte	Quartana dupli- cata	Quartana doppia
d. V.—Inordinata	Irrégulière	Unregelmässiges	Irregolare
<i>Neuralgia frontis</i>	<i>Névralgie susorbi- taire intermit- tente</i>	<i>Supraorbitalneu- ralgie</i>	<i>Prosopalgia sopra- orbitale</i>
16. Febris remittens	Fièvre rémittente	Bösartiges end- misches Fieber	Febbre remittente
Febres pestiferæ singu- larum regionum	Fièvres pernicieuses	Bösartiges locales Fieber	Febbri perniciose de' climi caldi
17. Cholera simplex	Choléra simple	Sporadisch Cho- lera	Colèra sporadico
18. Cholera pestifera. <i>Idem valent</i> Cholera serosa, Cholera spas- tica, Cholera asiatica	Choléra asiatique	Cholera; Asia- tische Cholera	Colèra asiatico
a. Diarrhœa cholericæ	Cholérine	Choleradiarrhoeæ	Colerina

13. Yellow fever. *Definition*: A malignant epidemic fever, usually continued, but sometimes assuming a paroxysmal type, characterised by yellowness of the skin, and accompanied, in the severest cases, by hæmorrhage from the stomach (black vomit), nares, and mouth.
14. Plague. *Definition*: A specific fever, attended with bubo of the inguinal or other glands, and occasionally with carbuncles.
15. Ague. *Synonym*, Intermittent fever.

Varieties:

- a. Quotidian.
- b. Tertian.
 Sub-variety:
 Double tertian.
- c. Quartan.
 Sub-variety:
 Double quartan.
- d. Irregular.
- (101b.) *Brow ague*.

16. Remittent fever. *Definition*: A malarious fever, characterised by irregular repeated exacerbations, the remissions being less distinct in proportion to the intensity of the fever. It is accompanied by functional disturbance of the liver, and frequently by yellowness of skin.

Note.—The Malignant local fevers of warm climates are usually of this class.

17. Simple cholera.
18. Malignant cholera. *Synonyms*, Serous cholera; Spasmodic cholera; Asiatic cholera. *Definition*: An epidemic disease, characterised by vomiting and purging, with evacuations like rice-water, accompanied by cramps, and resulting in suppression of urine and collapse.
- a. Choleraic diarrhœa.

LATIN EQ.	FRENCH	GERMAN	ITALIAN
19. Diphtheria	Diphthérie	Diphtherische Entzündung der Rachenschleim- haut. <i>Syn.</i> Diph- theritis	Difterite
Paralysis diphtherica	Paralysie diph- thérique	Diphthiritische Lähmung	Paralisi difterica
20. Pertussis	Coqueluche	Keuchhusten. <i>Syn.</i> Stick- husten	Tosse convulsa. <i>Sin.</i> T. canina
21. Parotides	Oreillon	Ziegenpeter. <i>Syn.</i> Mumps	Parotitide. <i>Sin.</i> Orecchioni
22. Catarrhus epide- micus	Grippe	Grippe. <i>Syn.</i> In- fluenza	Influenza
23. Equinia	Morve	Rotz	Cimurro
24. Farciminum	Farcin	Wurm	Farcino
25. Equinia mitis	Grease	Equinia mitis. <i>Syn.</i> Gutartiger Wurm; Druse	Equinia mite
26. Pustula maligna	Pustule maligne	Milzbrand. <i>Syn.</i> Pustula maligna Karbunkel- krankheit	Pustola maligna
27. Phagedæna	Affection phagé- dénique	Phagedaenischer Zustand	Fagedena
28. Phagedæna putris	Gangrène phagé- dénique	Phagedaenischer Brand	Fagedena gangre- nosa
29. Gangræna nosoco- miorum	Gangrène d'hôpi- tal	Hospitalbrand	Gangrena di spe- dale
30. Erysipelas	Érysipèle	Erysipelas. <i>Syn.</i> Rothlauf	Risipola
a. V.-Simplex. <i>Idem</i> <i>valet</i> In summo	Simple	Einfaches, wahres oder exanthema- thisches	Semplice
b. V.-Phlegmonodes. <i>Idem valet</i> In sum- mo et infra cutem.	Phlegmoneux	Phlegmone; Pseu- doërysipelas	Flemmonosa
c. V.-Inflammatio dif- fusa membranæ cel- lulosæ	Phlegmon diffus	Diffuse Zellgewebs- entzündung	Flemmone diffuso

19. Diphtheria. *Definition*: A specific disease, with membranous exudation on a mucous surface (generally of the mouth, fauces and air passages), or occasionally on a wound.

a. Diphtheritic paralysis.

20. Hooping-cough.

21. Mumps. *Definition*: An epidemic and contagious affection of the salivary glands.

22. Influenza.

23. Glanders. *Definition*: An inflammatory affection of the nasal mucous membrane, produced by the contagion of matter from a glandered horse.

24. Farcy. *Definition*: An inflammatory affection of the skin and of the absorbent system, produced by the contagion of matter from a horse having glanders or farcy.

25. Equinia mitis. *Synonym*. Grease. *Definition*: A pustular eruption, produced by the contagion of matter from a horse affected with the grease.

26. Malignant pustule. *Definition*: A spreading gangrenous inflammation, commencing as a vesicle on exposed skin, attended with peculiar hardness and fœtor, and derived from cattle similarly diseased.

27. Phagedæna. *Definition*: A condition of wounds or ulcers in which they spread with a sloughy surface.

28. Sloughing phagedæna. *Definition*: A severe form of phagedæna, in which the slough extends deeper than the surface.

29. Hospital gangrene. *Definition*: Sloughing phagedæna, occurring endemically in hospitals.

30. Erysipelas. *Definition*: Inflammation of the integument, tending to spread indefinitely.

Varieties:

a. Simple. *Synonym*, Cutaneous.

b. Phlegmonous. *Synonym*, Cellulo-cutaneous.

c. Diffuse inflammation (of cellular tissue). *Definition*: Inflammation of the cellular tissue, tending to spread indefinitely.

31. Pyæmia		Pyohémie	Pyæmie	Piemia. <i>Sin.</i> Piemasia
32. Febris puerperarum	puerpera-	Fièvre puerpérale	Puerperalfieber. <i>Syn.</i> Kindbett- fieber	Febbre puerpe- rale
33. Ephemera puer- perarum	puer-	Ephémère puer- pérale	Puerperale Ephe- mera	Febbre efemera puerperale
B.				
34. Rheumatismus acutus. <i>Idem</i> <i>valet</i> Febris rheumatica		Rhumatisme arti- culaire aigu	Acuter Gelenk- rheumatismus <i>Syn.</i> Rheuma- tisches Fieber	Reumapira. <i>Sin.</i> Febbre reuma- tica
Rheumatismus sub- acutus		Rhumatisme sub- aigu	Subacutes rheu- matisches Fieber	Reumatismo sub- acuto
35. Rheumatismus gonorrhœicus		Rhumatisme blen- norrhagique	Gonorrhöischer Rheumatismus. <i>Syn.</i> Tripper- Rheumatismus	Reumatismo da gonorrea

Note I.—In slighter cases, occurring on the surface of the body, diffuse inflammation is identical with phlegmonous erysipelas.

Note II.—In registering cases of phlegmonous erysipelas and of diffuse inflammation arising from injury, surgical operation, or local disease, the cause should be specified.

31. Pyæmia. *Definition*: A febrile affection, resulting in the formation of abscesses in the viscera and other parts.

Note.—In returning cases of pyæmia, specify the affected organs.

32. Puerperal fever. *Definition*: A continued fever, communicable by contagion, occurring in connection with child-birth, and often associated with extensive local lesions, especially of the uterine system.

Note.—In returning cases of puerperal fever, the more important local lesions, such as peritonitis, effusions into serous and synovial cavities, phlebitis, and diffuse suppuration, should be specified.

33. Puerperal ephemera. *Synonym*, Weed. *Definition*: A fever consisting of one or more paroxysms, occurring a few days after delivery, generally attended by diminution of the milk and lochia, and unaccompanied by local lesions.

B.

34. Acute rheumatism. *Synonym*, Rheumatic fever.

Definition: A specific febrile disorder, characterised by non-suppurative inflammation of the fibrous tissues surrounding the joints, of which many are affected at the same time, or in succession.

Sub-acute rheumatism.

35. Gonorrhœal rheumatism. *Definition*: An analogous affection, associated with gonorrhœa.

LATIN Eq.	FRENCH	GERMAN	ITALIAN
36. Rheumatismus synovialis	Hydarthrose rhumatismale	Synovialer Gelenkrheumatismus	Reumatismo sinoviale
37. Rheumatismus musculorum	Rhumatisme musculaire	Muskelrheumatismus	Reumatismo muscolare
<i>a.</i> V.—Lumbago	Lumbago	Lumbago. <i>Syn.</i> Hexenschuss	Lombaggine
<i>b.</i> V.—Cervix rigida	Torticolis rhumatismale	Steifer Hals	Torcicollo
38. Rheumatismus longus	Rhumatisme chronique	Chronischer Rheumatismus	Reumatismo cronico
39. Podagra acuta	Goutte aiguë	Acute Gicht	Gotta o podagra acuta
40. Podagra longa	Goutte chronique	Chronische Gicht	Podagra cronica
41. Inflammatio synovialis podagrica	Arthritegoutteuse	Gichtische Synovialhautentzündung	Sinovitide gottosa
Podagra retrocedens	Répercussion goutteuse. <i>Syn.</i> Goutte supprimée	Zurücktretende Gicht	Gotta retrocessa
42. Ostoarthritis longa. <i>Idem valet</i> Arthritis rheumatica longa	Arthrite rhumatismale chronique	Chronische deformirende Gelenkentzündung	Osteo-artritide cronica
43. Syphilis Syphilis primigenia	Syphilis Syphilis primitive	Syphilis Primäre Syphilis	Sifilide <i>S.</i> primaria
Ulcus venereum durum Inguen induratum	Chancre induré Bubon induré	Harter Schanker Indurirter Bubo	Ulcera dura Bubone indurat

36. Synovial rheumatism. *Definition*: A rheumatic affection, in which an accumulation of non-purulent fluid occurs in the synovial sacs, and especially in those of the knee joints.

37. Muscular rheumatism. *Definition*: Pain in the muscular structures, increased by motion.

Local varieties:

a. Lumbago.

b. Stiff neck.

38. Chronic rheumatism. *Definition*: Chronic pain, stiffness and swelling of various joints.

Note.—Cases attended with deposit of urate of soda are to be returned as chronic gout, and those in which there is marked distortion as chronic osteo-arthritis.

39. Acute gout. *Definition*: A specific febrile disorder, characterised by non-suppurative inflammation, with considerable redness of certain joints—chiefly of the hands and feet, and, especially in the first attack, of the great toe—and attended with excess of uric acid in the blood.

40. Chronic gout. *Definition*: A persistent constitutional affection, characterised by stiffness and swelling of various joints, with deposits of urate of soda.

41. Gouty synovitis.

Note.—Retrocedent gout is a term applied to cases of gout in which some internal organ becomes affected on the disappearance of the disease from the joints. It should be referred to acute or chronic gout.

42. Chronic osteo-arthritis. *Synonym*, Chronic rheumatic arthritis. *Definition*: An affection characterised by pain, stiffness, and deformity of one or more of the joints, associated with deposition of new bone around them.

43. Syphilis.

a. Primary syphilis. *Definition*: Syphilis while limited to the part inoculated, and the lymphatic glands connected with it.

Varieties:

Hard chancre.

Indurated bubo.

LATIN Eq.	FRENCH	GERMAN	ITALIAN
Ulcus venereum molle	Chancres mou	Weicher Schanker	Ulcera molle
Inguen suppurans	Bubon suppuré	Vereiternder Bubo	Bubone suppurativo
Ulcus phagedænicum	Ulcère phagédénique	Phagedaenischer Schanker	Ulcera fagedenica
Ulcus putre	Ulcère gangréneux	Gangraenescirendes Geschwür	Ulcera gangrenosa
Syphilis secundaria	Syphilis secondaire	Secundäre Syphilis. <i>Syn.</i> Constitutionnelle Syphilis	S. secundaria
Syphilis inveterata	Syphilis tertiaire	Tertiäre Syphilis	S. terziaria
Syphilis ingenua	Syphilis héréditaire	Hereditäre Syphilis	S. ereditaria
1. Mala syphilitica partium singularum	Affections syphilitiques locales	Locale syphilitische Affectionen	Malattie sifilitiche locali.
44. Carcinoma. <i>Idem</i> <i>valet</i> Morbus malignus	Cancer	Krebs. <i>Syn.</i> Cancer	Cancro

Soft chancre.

Suppurating bubo

Phagedænic sore.

Sloughing sore.

- B. Secondary syphilis. *Definition*: Syphilis, when it affects parts not directly inoculated.

Tertiary syphilis is a term sometimes applied to the later symptoms, when separated by an interval of apparent health from the ordinary secondary syphilis.

- C. Hereditary syphilis. *Definition*: Constitutional syphilis of the child, derived during fœtal life from one of the parents.

1. Local syphilitic affections.

44. Cancer. *Synonym*, Malignant disease. *Definition*: A deposit or growth that tends to spread indefinitely into the surrounding structures, and in the course of the lymphatics of the part affected, and to reproduce itself in remote parts of the body.

* In returning local syphilitic affections, specify whether the case be one of primary syphilis, secondary syphilis, syphilitic deposit, or syphilitic inflammation.

Local syphilitic affections, local cancer, local colloid, and local scrofulous affections are to be returned in the following order:—

- | | | |
|--------------------------|-------------------------------------|--------------------------|
| 1. Brain. | 24. Lips. | 45. Kidney. |
| 2. Spinal cord. | 25. Mouth. | 46. Bladder and urethra. |
| 3. Nerve. | 26. Cheek. | 47. Prostate gland. |
| 4. Eye. | 27. Jaws. | 48. Penis. |
| 5. Eyelid. | 28. Gum. | 49. Scrotum. |
| 6. Orbit. | 29. Tongue. | 50. Testicle. |
| 7. Auricle. | 30. Fauces. | 51. Ovary. |
| 8. Internal ear. | 31. Tonsils. | 52. Fallopian tube. |
| 9. Face. | 32. Salivary glands. | 53. Uterus. |
| 10. Nose. | 33. Pharynx. | 54. Vagina. |
| 11. Pericardium. | 34. Œsophagus. | 55. Vulva. |
| 12. Heart. | 35. Stomach. | 56. Female breast. |
| 13. Lymphatics. | 36. Intestines. | 57. Male mamilla. |
| 14. Lymphatic glands. | 37. Rectum. | 58. Bone. |
| 15. Bronchial glands. | 38. Anus. | 59. Skull. |
| 16. Thyroid gland. | 39. Liver. | 60. Joint. |
| 17. Thymus gland. | 40. Hepatic ducts and gall bladder. | 61. Spine. |
| 18. Supra-renal capsule. | 41. Pancreas. | 62. Muscle. |
| 19. Larynx. | 42. Spleen. | 63. Tendon. |
| 20. Bronchi. | 43. Peritoneum. | 64. Fascia. |
| 21. Lungs. | 44. Mesenteric glands. | 65. Cellular tissue. |
| 22. Pleura. | | 66. Skin. |
| 23. Mediastinum. | | |

LATIN EQ.	FRENCH	GERMAN	ITALIAN
<i>a. V.-Scirrhus. Idem</i> <i>valet</i> Carcinoma durum	Squirrhe	Scirrhus. <i>Syn.</i> Faserkrebs	Scirro
<i>b. V.-Carcinoma me-</i> <i>dullosum. Idem</i> <i>valet</i> Carcinoma molle	Cancer médullaire	Markschwamm. <i>Syn.</i> Medullar- krebs	Cancro midollare
Fungus hæmatodes	Fungus hématode	Blutschwamm	Fungo ematode
Carcinoma encephalo- loides durum	Cancer encépha- loïde	Harter Encephalo- loidkrebs	Cancro encefaloide
<i>c. V.-Carcinoma epi-</i> <i>theliosum. Idem</i> <i>valet</i> Morbus can- criformis, Epithelioma	Cancer épithélial	Epithelialkrebs. <i>Syn.</i> Epitheliom	Cancro epiteliale
<i>d. V.-Carcinoma nig-</i> <i>rum. Idem valet</i> Melanosis	Mélanose	Melanotischer Krebs. <i>Syn.</i> Pig- mentkrebs	Cancro melanotico
<i>e. V.-Carcinoma os-</i> <i>toides</i>	Cancer ostéide	Knochenkrebs	Cancro osteode
Carcinoma villosum	Cancer vilieux	Zottenkrebs	Cancro villosa

Note I.—In returning cases of cancer in more than one organ, specify in which the disease is primary, and in which secondary.

Note II.—State also the kind and duration of the disease in each case, and the nature of all operations, with their dates and results.

Varieties:

a. Scirrhus. *Synonym*, Hard cancer. *Definition*: Cancer characterised by hardness of the primary tumour, and by a tendency to draw to itself the neighbouring soft structures. When ulcerated, the sore is commonly deep, uneven, and bounded by a thick everted hard edge.

b. Medullary cancer. *Synonym*, Soft cancer. *Definition*: Cancer characterised by a smoothly-lobed surface, soft irregular consistence, great vascularity, and usually rapid growth and reproduction. When ulcerated, it protrudes in large masses, which bleed copiously.

Fungus hæmatodes is a term applied to some cases of medullary cancer, which are more than usually vascular.

Hard encephaloid is a designation sometimes applied to medullary cancers of unusually firm consistence. These two forms of the disease should be returned under the title of medullary cancer.

c. Epithelial cancer. *Synonyms*, Cancroid; Epithelioma. *Definition*: Cancer characterised by its occurrence chiefly in parts naturally supplied with epithelium, and by the resemblance of its cells to those of the epithelium.

d. Melanotic cancer. *Synonym*, Melanosis. *Definition*: A cancer characterised by the presence of pigment.

e. Osteoid cancer. *Definition*: A tumour usually commencing in the bones, consisting almost entirely of bone, and followed by similar growths in the glands and viscera.

Note.—Cancer in mucous membranes, when covered by a villous growth, has received the name of Villous cancer.

LATIN Eq.	FRENCH	GERMAN	ITALIAN
1. Carcinoma partium singularum	Affections cancéreuses locales	Locale Krebserkrankungen	Malattie cancerose locali
45. Morbus collodes. <i>Idem valet</i> Carcinoma alveolare	Cancer colloïde	Colloidkrebs. Gallertkrebs	Cancro colloide o gelatinoso
1. Morbus collodes partium singularum	Colloïde locale	Locales Colloid	Colloide locale
TUMORES NON MALIGNI. CYSTES NON MALIGNÆ	TUMEURS BÉNIGNES ET KYSTES	GUTARTIGE GESCHWÜLSTE UND CYSTEN	TUMORI E CISTIDI NON-MALIGNI
Tumor fibrosus	Tumeur fibreuse	Fibroidgeschwulst. <i>Syn.</i> Fibröse Geschwulst	Tumori fibrosi
Tumor fibrocysticus	Tumeur fibrocystique	Fibrocystische Geschwulst	Fibro-cistico
Tumor fibrocalcareus	Tumeur fibro-calcaire	Verkalktes Fibroid	Fibro-calcareo
Osteosarcoma	Ostéo-sarcome	Osteosarcom	Osteo-sarcoma
Tumor fibromusculosus	Tumeur fibromusculaire	Fibro-musculäre Geschwulst	Fibro-muscolare
Tumor fibroadiposus	Tumeur fibroadipeuse	Fibrös-fettige Geschwulst	Fibro-adiposo
Neuroma. Tumor subcutaneus dolens	Névrome. Tumeur sous-cutanée douloureuse	Neurom. Schmerzhafte subcutane Geschwulst	Neuroma. Tumore sottocutaneo doloroso
Tumor fibrocellulosus	Tumeur fibro-celluleuse	Fibro-celluläre Geschwulst	Tumore fibrocellulare
Polypus	Polype	Polyp	Polipo
Tumor fibronucleosus	Tumeur fibronucléée	Kernfasergeschwulst	Tumore fibronucleato

1. Local cancer.*

45. Colloid. *Synonyms*, Colloid cancer; Alveolar cancer.*Definition*: A new growth, a great part of which is formed of transparent or gelatinous substance.

1. Local colloid.†

ARRANGEMENT OF NON-MALIGNANT TUMOURS AND CYSTS.

In order that the malignant and non-malignant growths may appear together, the non-malignant tumours and cysts are inserted here. They should, however, be returned among the local diseases, under 'Non-malignant tumours' and they are not, therefore, numbered at this place.

Fibrous tumour. *Definition*: A growth, consisting of fibrous tissue, circumscribed, or not invading surrounding structures.

When the tumour contains cysts, it has received the name of Fibrocystic.

When it contains earthy matter, it has been named Fibro-calcareous.

When it grows from bone and is partly ossified, it constitutes the non-malignant form of the disease known as Osteo-sarcoma.

When it contains involuntary muscle, as when growing in the uterus, it has received the name of Fibro-muscular.

When it contains fat, it has been named Fibro-fatty.

Other fibrous tumours have been named according to their seat, e.g. Neuroma. Painful subcutaneous tumour.

Fibro-cellular tumour. *Definition*: A growth consisting of loose fibrous or areolar tissue.

Note.—When occurring as a pendulous outgrowth from a mucous surface, it constitutes the chief varieties of Polypus.

Fibro-nucleated tumour. *Definition*: A tumour composed of fibrous tissue, mixed with elongated nuclei.

* In returning cases of local cancer, specify the variety of cancer, by adding, after '44,' the letter *a, b, c, d,* or *e,* according to the nature of the case (see p. 17). They are to be returned in the order specified in the foot-note at page 15.

† Cases of local colloid are to be returned in the order specified in the foot-note at page 15.

LATIN Eq.	FRENCH	GERMAN	ITALIAN
Tumor fibroplasticus	Tumeur fibro-plastique	Fibroplastische Geschwulst	Tumore fibro-plastico
Tumor fibrosus repetens	Recidive de tumeur fibroïde	Recidivirendes Fibroid	Tumore fibroïde recidivo
Tumor myelodes	Myéloïde	Myeloidgeschwulst	Tumore mieloïde
Tumor adiposus	Lipome	Fettgeschwulst. <i>Syn.</i> Lipom	Lipoma <i>Sin.</i> Tumore grassoso
Tumor osseus	Tumeur osseuse	Knochengeschwulst	Tumore osseo
<i>a. Ossis. Idem valet</i> Exostosis	Des os. <i>Syn.</i> Exostose	Der Knochen. <i>Syn.</i> Exostose	Esostosi
1.—Eburneus	Ébarnée	Elfenbein	Eburneo
2.—Cancellatus	Tumeur 'cloisonnée' osseuse	Gegittert	A cancelli
3.—Diffusus	Diffuse	Diffus	Diffuso
<i>b. Partium molliorum</i>	Des parties molles	Der Weichtheile	Delle parti molli
Tumor cartilagineus. <i>Idem valet</i> Enchondroma	Enchondrome	Knorpelgeschwulst. <i>Syn.</i> Enchondrom	Tumore cartilaginoso
Tumor fibrocartilagineus	Tumeur fibro-cartilagineuse	Fibro-cartilaginöse Geschwulst	Tumore fibro-cartilaginoso.
Tumor glandulosus. <i>Idem valet</i> Adenocèle	Tumeur adenoïde	Drüsengeschwulst	Tumore glandulare
Tumor vasculosus	Tumeur vasculaire	Gefäßgeschwulst	Tumore vascolare
Nævus	Nævus	Naevus.	Neo
Tumor sebaceus	Tumeur sébacée	Talgdrüsengeschwulst	Tumore sebaceo
Cholesteatoma	Choléstéatome	Cholesteatom	Colesteatoma
Molluscum	Molluscum	Molluscum	Mollusco
Tumor verrucosus et verrucæ	Verrue	Warze	Tumore verrucoso e verruche
Condyloma	Condylome	Condylom	Condiloma
Tumor cheloides	Kéloïde	Keloid	Cheloïde
Tumor villosus	Tumeur villeuse	Zottengeschwulst	Tumore villoso

Fibro-plastic tumour. *Definition:* A rapidly growing tumour, composed in great part of fusiform nucleated cells.

Note.—When the fibro-cellular or fibro-plastic tumour, but more especially the latter, slowly involves the adjacent soft structures, and returns after removal, it has received the name of Recurrent fibroid.

Myeloid tumour. *Definition:* A tumour growing generally in the ends of the bones, having a red colour, and containing a large proportion of many-nucleated cells.

Fatty tumour. *Synonym,* Lipoma.

Osseous tumour.

a. Of bone. *Synonym,* Exostosis.

Varieties:

1. Ivory.

2. Cancellated.

3. Diffused.

b. Of the soft parts.

Cartilaginous tumour. *Synonym,* Enchondroma.

Fibro-cartilaginous tumour.

Glandular tumour. *Synonym,* Adenocoele. *Definition:*

A tumour growing in or near a gland, and more or less perfectly resembling it in structure.

Vascular tumour.

Nævus.

Sebaceous tumour.

Cholesteatoma.

Molluscum.

Warty tumour and warts.

Condyloma.

Cheloid.

Villous tumour.

LATIN Eq.	FRENCH	GERMAN	ITALIAN
Cystes simplices <i>sive</i> infœcundæ	Kystes simples	Einfache Cysten	Cisti semplici o sterili
a. Cystis serosa	Séreux	Seröse	Sierose
b. Cystis synovialis. <i>Idem</i> valet byrsalis	Synovial (Hygro- ma)	Synoviale	Sinoviali
c. Cystis mucosa	Muqueux	Schleimcyste	Mucose
d. Cystis suppurans	Suppuré	Vereiternde	Suppuranti
e. Cystis sanguinea	Sanguin	Blutcyste	Sanguigne
f. Cystis hæmorrhagica	Hémorrhagique	Haemorrhagische	Emorragiche
g. Cystis aneurysmica	Anévrismal	Aneurysmatische	Aneurismali
h. Cystis oleosa	Graisseux	Fettcyste	Oleose
i. Cystis collodes <i>sive</i> glutinosa	Gelatiniforme	Gallertcyste	Colloidi o gelatinose
j. Cystis seminalis	Séminal	Saamencyste	Seminali
Cystes compositæ <i>sive</i> fœcundæ	Kystes composés ou prolifiques	Zusammengesetzte Cystengeschwulst	Cisti composte o proliferare
a. Tumor cysticus multiplex. <i>Idem</i> valet Cystisarcoma	Kyste composé. <i>Syn.</i> Cysto-sarcome	Zusammengesetzte Cystengeschwulst. <i>Syn.</i> Cystosarcom	Tumore cistico complesso. <i>Sin.</i> Cisto-sarcoma
1. Intus innascente materia morbida	Avec production intra-cystique	Mit intra-cystischen Gebilden	Con sviluppi intracistici
b. Cystis cutigera <i>sive</i> pilosa. <i>Idem</i> valet dermatodes	Kystes dermoïdes	Haut- oder Haarcyste	Cutaneo o pilifero
c. Cystis dentigera	Kystes contenant des dents	Zahncyste	Dentifero
46. Lupus	Lupus	Lupus. <i>Syn.</i> Fressende Flechte	Lupus
a. V.-Lupus longus	Lupus chronique	Chronischer Lupus	Lupus cronico
b. V.-Lupus exedens	Lupus exedens	Lupus exedens	Lupus exedens
47. Ulcus erodens	Ulcère rongeant	Fressendes Geschwür	Ulcera rodente
48. Lepræ veræ. <i>Syn.</i> Elephantiasis Græcorum	Lèpre vraie. <i>Syn.</i> Eléphantiasis des Grecs	Aussatz. <i>Syn.</i> Elephantiasis Græcorum	Lepra. <i>Syn.</i> Elefantiasi dei Greci

Simple or barren cysts.

- a. Serous.
- b. Synovial. *Synonym*, Bursal.

- c. Mucous.
- d. Suppurating.
- e. Sanguineous.
- f. Hæmorrhagic.

- g. Aneurismal.
- h. Oily.
- i. Colloid or gelatinous.

- j. Seminal.

Compound or proliferous cysts.

- a. Complex cystic tumour. *Synonym*, Cysto-sarcoma.

- 1. With intracystic growths.

- b. Cutaneous or piliferous cyst. *Synonym*, Dermoid.

- c. Dentigerous cyst.

46. Lupus. *Definition*: A spreading tuberculous inflammation of the skin usually of the face, tending to destructive ulceration.

Varieties:

- a. Chronic lupus.

- b. Lupus exedens. *Definition*: This variety is characterised by the rapidity, depth, and extent of the ulceration, and by appearing in rare cases on other parts than the face.

47. Rodent ulcer. *Definition*: A destructive ulcer, characterised by the extent and depth to which it spreads in the adjoining structures, and by the absence of preceding hardness, and of constitutional affection.

48. True Leprosy. *Synonym*, Elephantiasis Græcorum.

LATIN Eq.	FRENCH	GERMAN	ITALIAN
49. Struma	Scrofule	Scrophulose	Scrofola
<i>a.</i> Struma cum tuberculis	Scrofule avec tubercule	Scrophulose mit Tuberkeln	Scrofola con tubercoli
<i>b.</i> Struma sine tuberculis	Scrofule sans tubercule	Scrophulose ohne Tuberkeln	Scrofola senza tubercoli
Habitus strumousus	Scrofule	Scrophulöse Diathese	Diatesi scrofolosa
 1. Mala strumosa partium singularum	Affections scrofuleuses locales	Locale scrophulöse Affectionen	Affezioni scrofolose locali
Meningitis tuberculosa	Méningite tuberculeuse	Tuberculöse Meningitis	Meningitide tuberculosa
Ophthalmia strumosa	Ophthalmie scrofuleuse	Scrophulöse Augenentzündung	Oftalmia scrofolosa
Pericarditis tuberculosa	Péricardite tuberculeuse	Tuberculöse Pericarditis	Pericarditide tuberculosa
Morbus strumousus glandularum	Maladie scrofuleuse des glandes	Scrophulöse Drüsenkrankheit	Malattia scrofolosa delle glandule
Phthisis pulmonalis	Phthisie pulmonaire	Langenschwindsucht	Tisi polmonale
Hæmoptysis	Hæmoptysie	Bluthusten	Emottisia
Tubercula miliaria acuta	Tuberculisations miliaire aiguë	Acute Miliartuberculose	Tubercolosi acuta miliare
Tabes mesenterica	Carreau	Tabes mesenterica	Tabes mesenterica
Peritonitis tuberculosa	Péritonite tuberculeuse	Tuberculöse Peritonitis	Peritonitide tuberculosa
 50. Rachitis	Rachitisme	Rhachitis. <i>Syn.</i> Englische Krankheit	Rachitide
 51. Cretismus	Crétinisme	Cretinismus	Cretinismo
 <i>a.</i> Cretismus perfectus. <i>Idem valet.</i> Cretismus insanabilis	Complet	Vollkommener Cretinismus	Cretinismo completo

49. Scrofula. *Definition*: A constitutional disease, resulting either in the deposit of tubercle, or in specific forms of inflammation or ulceration.

Varieties:

- a. Scrofula with tubercle.
- b. Scrofula without tubercle.

Note.—The constitutional tendency which has received the name of the Scrofulous Diathesis, when unattended by local lesions, is not to be returned as a disease.

1. Local scrofulous affections.

Tubercular meningitis.

Scrofulous ophthalmia.

Tubercular pericarditis.

Scrofulous disease of glands.

Phthisis pulmonalis.

*Hæmoptysis.

Acute miliary tuberculosis.

Tabes mesenterica.

Tubercular peritonitis.

Note.—These and all other cases of local scrofulous affection are to be returned in the order specified in the foot-note at page 15.

50. Rickets. *Definition*: A constitutional disease of early childhood, manifested by curvature of the shafts of the long bones, and enlargement of their cancellous extremities.

51. Cretinism. *Definition*: A condition of imperfect development and deformity of the whole body, especially of the head, occurring in the valleys of certain mountainous districts, and attended by feebleness or absence of the mental faculties and special senses, and often associated with goître.

Varieties:

- a. Complete cretinism. *Synonym*, Incurable cretinism.

Definition: Cretinism, characterised by idiocy, deaf-dumbness, deficiency of general sensibility, and absence of the reproductive power.

* When the cause of this affection has been ascertained, the case should be returned under the head of the primary disease, the secondary affection being also specified.

LATIN Eq.	FRENCH	GERMAN	ITALIAN
b. Cretismus imperfectus. <i>Idem</i> valet Cretismus sanabilis	Incomplet	Unvollkommener Cretinismus	Cretinismo incompleto
52. Diabetes. <i>Idem</i> valet Diabetes mellitus <i>Ergotismus</i>	Diabète. <i>Syn.</i> Diabète sucré. <i>Ergotisme</i>	Diabetes. <i>Syn.</i> Zuckerharnruhr <i>Ergotismus</i>	Diabete. <i>Sin.</i> Diabete melito <i>Ergotismo</i>
53. Purpura	Purpura	Purpura	Porpora
a. V.-Simplex b. V.-Hæmorrhagica	Simple Hémorrhagique	Einfache Hæmorrhagische	Semplice Emorragica
54. Scorbutus	Scorbut	Scorbut	Scorbuto
55. Anæmia	Anémie	Anaemie. <i>Syn.</i> Blutarmuth	Anemia
56. Chlorosis. <i>Idem</i> valet Pallor luteus fœminarum	Chlorose. <i>Syn.</i> Pales couleurs	Chlorose. <i>Syn.</i> Bleichsucht	Clorosi
57. Anasarca	Anasarque	Wassersucht	Idropisia generale
58. Beriberia	Béri-Béri	Beri-Beri	Beri-Beri

- b.* Incomplete cretinism. *Synonym*, Curable cretinism. *Definition*: A degree of cretinism in which the mental faculties, though limited, are capable of development, the head is moderately well formed and erect, the special senses, the faculty of speech, and the reproductive powers are present.

52. Diabetes. *Synonym*, Diabetes Mellitus.

(935a.) *Ergotism*.

53. Purpura. *Definition*: A disease not usually attended by fever, characterised by purple spots of effused blood, which are not effaced by pressure, and are of small size, except where they run together in patches.

Varieties:

a. Simple.

b. Hæmorrhagic. *Definition*: The disease when accompanied by hæmorrhage from a mucous surface.

54. Scurvy. *Definition*: A chronic disease, characterised by sponginess of the gums, and the occurrence of livid patches under the skin of considerable extent, which are usually harder to the touch than the surrounding tissue.

55. *Anæmia. *Definition*: Deficiency of red corpuscles in the blood.

56. Chlorosis. *Synonym*, Green Sickness.

57. *General dropsy. *Definition*: An accumulation of serum in the areolar tissue, with or without effusion into the serous cavities.

Note.—Local dropsies, such as ovarian, and effusions into the serous cavities, as hydrothorax or ascites, when not connected with anasarca, should be returned as local diseases.

58. Beri-Beri.

* When the cause of this affection has been ascertained, the case should be returned under the head of the primary disease, the secondary affection being also specified.

MORBI PARTIUM SINGULARUM.

ORDO MORBORUM.

LATIN EQ.	FRENCH	GERMAN	ITALIAN
Catarrhus	Catarrhe	Catarrh	Catarro
Inflammatiō	Inflammation	Entzündung	Inflammazione
Inflammatiō exulcerans	I. ulcératione	Geschwürige Entzündung	Inflammazione ulcerosa
Inflammatiō suppurans	I. suppurative	Eiterige Entzündung	Inflammazione purulenta
Inflammatiō plastica	I. plastique	Plastische Entzündung	Inflammazione plastica
<i>Inflammatiō pyæmica</i>	<i>I. pyohémique</i>	<i>Pyaemische Entzündung</i>	<i>Inflammazione piemica</i>
Inflammatiō rheumatica	I. rhumatique	Rheumatische Entzündung	Inflammazione reumatica
Inflammatiō podagrica	I. goutteuse	Gichtische Entzündung	Inflammazione gottosa
<i>Inflammatiō syphilitica</i>	<i>I. syphilitique</i>	<i>Syphilitische Entzündung</i>	<i>Inflammazione sifilitica</i>
<i>Inflammatiō strumosa</i>	<i>I. scrofuleuse</i>	<i>Scrophulöse Entzündung</i>	<i>Inflammazione scrofolosa</i>
Inflammatiō gonorrhœica	I. blennorrhagique	Gonorrhœische Entzündung. Tripperartige Entzündung	Inflammazione blennorrhagica
Gangræna	Gangrène	Brand. <i>Syn.</i> Gangrän	Gangrena
Congestio passiva	Congestion passive	Passive Congestion	Congestione passiva
Suffusio sanguinis. Hæmorrhagia	Extravasation de sang	Blutextravasation. Hæmorrhagie	Stravaso di sangue. Emorragia
Hydrops	Hydropisie	Wassersucht	Idropisia
Fibrina deposita	Dépôt fibrineux	Faserstoffablagerung. <i>Syn.</i> Fibrinöse Ablagerung	Deposito fibrinoso

LOCAL DISEASES.

ARRANGEMENT OF LOCAL DISEASES.

The diseases printed in italics are to be returned, not among the local diseases, but under the headings referred to by number.

The Local Diseases have been drawn up in accordance with the following arrangement:—

Catarrh.

Inflammation.

Ulcerative inflammation.

Suppurative inflammation.

Plastic inflammation.

(31.) *Pyæmic inflammation.*

Rheumatic inflammation.

Gouty inflammation.

(43¹.) *Syphilitic inflammation.*

(49¹.) *Scrofulous inflammation.*

Gonorrhœal Inflammation.

Gangrene.

Passive congestion.

Extravasation of blood. Hæmorrhage.

Dropsy.

Fibrinous deposit.

LATIN Eq.	FRENCH	GERMAN	ITALIAN
Magnitudo mutata	Altérations de dimension	Veränderungen der Gestalt und Grösse	Cangiamenti di dimensione
Dilatatio	Dilatation	Erweiterung	Dilatazione
Contractio	Contraction	Zusammenziehung	Contrazione
Hypertrophia	Hypertrophie	Hypertrophie	Ipertrofia
Atrophia	Atrophie	Atrophie	Atrofia
Degeneratio	Dégénérescence	Degeneration. <i>Syn.</i> Entartung	Degenerazione
Adiposa et calcarea. <i>Idem valent</i> Atheroma, Con- versio in calcem	Graisseuse et cal- caire. <i>Syn.</i> Athé- rome, Ossifica- tion	Fettige und kalk- förmige Ent- artung. <i>Syn.</i> Atheroma, Ver- knöcherung	Grassosa e cal- care. <i>Sin.</i> Ate- roma, Ossifica- zione
Fibrosa	Fibroïde	Fibroïde	Fibroïde
Morbus lardaceus. <i>Idem valent</i> Morbus amy- lodes, morbus cereus	Lardacée. <i>Syn.</i> Maladie amy- loïde	Speckige oder amyloïde oder wachsartige Degeneration	Lardacea. <i>Sin.</i> Malattia ami- loïdea
<i>Morbus syphiliticus</i>	<i>Maladie syphili- tique</i>	<i>Syphilis</i>	<i>Sifilide</i>
<i>Carcinoma</i>	<i>Cancer</i>	<i>Cancer.</i> <i>Syn.</i> <i>Krebs</i>	<i>Canero</i>
<i>Morbus collodes</i>	<i>Colloïde</i>	<i>Colloid</i>	<i>Colloïde</i>
Tumores non maligni	Tumeurs non ma- lignes	Gutartige Ge- schwülste	Tumori non-ma- ligni
Cystis	Kyste	Cyste	Ciste
<i>Struma</i>	<i>Scrofule</i>	<i>Scrophulose</i>	<i>Scrofola</i>
a. <i>Cum tuberculis</i>	<i>Avec tubercule</i>	<i>Mit Tuberkeln</i>	<i>Con tubercoli</i>
b. <i>Sine tuberculis</i>	<i>Sans tubercule</i>	<i>Ohne Tuberkeln</i>	<i>Senza tubercoli</i>
Morbus parasiticus	Maladie parasi- taire	Parasitische Krankheit	Malattia parasi- tica
Calculus et concreta	Calcul et concre- tion	Stein und Concre- tion	Calcolo e concre- zione
Deformitas ingenita	Vice de confor- mation	Missbildung	Vizio di confor- mazione
<i>Injuria</i>	<i>Blessure</i>	<i>Verletzung</i>	<i>Ferite</i>
<i>Corpus adventitium</i>	<i>Corps étrangers</i>	<i>Fremder Körper</i>	<i>Corpi stranieri</i>
Vitia naturalium actio- num	Maladies fonc- tionnelles	Functionelle Krankheiten oder Affec- tionen	Malattie di fun- zione

Alteration of dimensions.

Dilatation.

Contraction.

Hypertrophy.

Atrophy.

Degeneration.

Fatty and Calcareous. *Syn.* Atheroma.

Ossification.

Fibroid.

Lardaceous disease. *Syn.* Amyloid disease.

Waxy disease.

(43¹.) *Syphilitic disease.*(44¹.) *Cancer.*(45.¹) *Colloid.*

Non-malignant tumours.

Cyst.

(49¹.) *Scrofula.*(49^{1a}.) a. *With tubercle.*(49^{1b}.) b. *Without tubercle.*

Parasitic disease.

Calculus and concretion.

Malformation.

(992, &c.) *Injury.*(1014, &c.) *Foreign body.*

Functional diseases.

The attention of those making use of the Nomenclature is especially called to this 'Arrangement of Local Diseases,' which includes nearly all the important forms of disease that affect the various organs, and is therefore a key to the general arrangement of those diseases adopted throughout the work.

MORBI NERVORUM APPARATUS.

MORBI CEREBRI MEMBRANARUMQUE.

LATIN EQ.	FRENCH	GERMAN	ITALIAN
59. Encephalitis	Encéphalite	Gehirnentzündung. <i>Syn.</i> Encephalitis	Encefalite
60. Meningitis	Méningite	Gehirnhautentzündung. <i>Syn.</i> Meningitis	Meningitide
1. Inflammatio duræ matris	Inflammation de la dure-mère	Entzündung der Dura Mater	Infiammazione della dura madre
2. Inflammatio piæ matris et membranæ arachnoidis	Inflammation de la pie-mère, arachnoïde	Entzündung der Pia Mater und Arachnoidea	Infiammazione della pia madre e dell' aracnoide
3. <i>Meningitis tuberculosa.</i> Idem valet <i>Hydrocephalus acutus</i>	<i>Méningite tuberculeuse</i>	<i>Tuberculöse Hirnhautentzündung.</i> <i>Syn.</i> <i>Acuter Wasserkopf</i>	<i>Meningitide tuberculare.</i> <i>Sin.</i> <i>Idrocefalo acuto</i>
<i>Febris cerebrospinalis</i>	<i>Fièvre cérébro-spinale</i>	<i>Epidemische meningitis</i>	<i>Febbre cerebro-spinale</i>
61. Inflammatio cerebri	Cérébrite	Entzündung der Hirnsubstanz	Infiammazione del cervello
62. Cerebrum fluidum rubens	Ramollissement rouge	Rothe Erweichung (des Gehirns)	Rammollimento rosso
63. Cerebrum fluidum flavens	Ramollissement jaune	Gelbe Erweichung (des Gehirns)	Rammollimento giallo
64. Abscessus cerebri	Abcès du cerveau	Abscess (des Gehirns)	Ascesso
65. Apoplexia	Apoplexie	Apoplexie. <i>Syn.</i> Hirnschlag	Apoplessia
a. Ex congestione	Congestion	Congestive	Congestiva
b. Ex hæmorrhagia	Hémorrhagie cérébrale	Blutige. <i>Syn.</i> Gehirnbrutung	Sanguinea. <i>Sin.</i> Emorragia cerebrale
66. Solis ictus	Coup de soleil	Sonnenstich	Colpo di sole
67. Hydrocephalus longus	Hydrocéphale chronique	Chronischer Hydrocephalus	Idrocefalo cronico
68. Hypertrophia cerebri	Hypertrophie du cerveau	Hypertrophie (des Gehirns)	Ipertrofia del cervello
69. Atrophia cerebri	Atrophie	Atrophie (des Gehirns)	Atrofia del cervello

DISEASES OF THE NERVOUS SYSTEM.

The diseases printed in *Italics* under this heading, are inserted for the sake of local classification only, and are not to be registered here, but at the place referred to in each instance by number.

DISEASES OF THE BRAIN AND ITS MEMBRANES.

59. Encephalitis. *Definition* : Inflammation of the brain or of its membranes.

Note.—This term is to be used only when the precise seat of the inflammation has not been ascertained by post-mortem examination.

60. Meningitis. *Definition* : Inflammation of the membranes of the brain.

1. Inflammation of the dura mater.

Note.—This form of inflammation is almost invariably the result of injury or disease of the bones of the skull ; in such cases, the injury or disease by which it is caused ought to be specified.

2. Inflammation of the pia mater and arachnoid.

- (49¹.) 3. *Tubercular meningitis*. Synonym, *Acute hydrocephalus*.

- (8.) *Cerebro-spinal fever*.

61. Inflammation of the brain. *Definition* : Inflammation of the brain substance, with or without implication of the membranes, usually partial, and in many cases dependent on local injury, or foreign deposit.

62. Red softening (of the brain).

63. Yellow softening (of the brain).

64. Abscess (of the brain).

65. Apoplexy.

Varieties :

a. Congestive.

b. Sanguineous. Synonym, Cerebral hæmorrhage.

66. Sunstroke.

67. Chronic hydrocephalus.

68. Hypertrophy (of the brain).

69. Atrophy (of the brain). *Definition* : Diminution of brain substance without induration or softening.

LATIN EQ.	FRENCH	GERMAN	ITALIAN
70. Cerebrum fluidum albens. <i>Idem valet</i> Mollities atrophica	Ramollissement blanc	Weisse Gehirn- erweichung	Rammollimento bianco. <i>Sin.</i> Atrofico
<i>Morbus syphiliticus</i>	<i>Maladie syphili- tique</i>	<i>Syphilitische Af- fection</i>	<i>Malattia sifilitica</i>
<i>Carcinoma</i>	<i>Cancer</i>	<i>Krebs. Syn.</i> <i>Cancer</i>	<i>Cancro</i>
71. Tumor fibrosus	Tumeur fibreuse	Fibroidge- schwulst	Tumore fibrose
72. Tumor osseus	Tumeur osseuse	Knochenge- schwulst	Tumore osseo
<i>Tubercula deposita</i>	<i>Dépôt tuberculeux</i>	<i>Tuberculöse</i> <i>Ablagerung</i>	<i>Deposito</i> <i>tuberculare</i>
<i>a. Tubercula miliaria</i> <i>sive granulosa</i>	<i>Miliaire, Granula- tion tuberculeuse</i>	<i>Miliär- oder gra- nulärer Tuberkel</i>	<i>Tubercolo miliare</i>
<i>b. Tubercula flava</i>	<i>Tubercule jaune</i>	<i>Gelber Tuberkel</i>	<i>Tubercolo giallo</i>
73. Morbus parasiticus	Maladie parasi- taire	Parasitische Krankheit	Malattia parasi- tica
73* Deformitates in- genitæ	Vices de confor- mation	Missbildungen	Vizi di conforma- zione
74. Morbi arteriarum cerebri	Maladies des ar- tères cérébrales	Krankheiten der Gehirnarterien	Malattie delle ar- terie cerebrali
<i>a. Degeneratio adipo- sa et calcarea. Idem</i> <i>valent Atheroma, Con- versio in calcem</i>	Dégénérescence graisseuse et calcaire. <i>Syn.</i> Athérome, Os- sification	Fettige und kalkförmige Ent- artung. <i>Syn.</i> Atheroma, Ver- knöcherung	Degenerazione (grassosa e cal- careo). <i>Sin.</i> Ate- roma, Ossifica- zione
<i>b. Aneurysma</i>	Anévrysme	Aneurysma	Aneurisma
<i>c. Coagula impacta.</i>	Impaction de caillots	Verstopfung durch Gerinnsel	Coagoli
1. Thrombosis	Thrombose	Thrombose	Trombo
2. Embolus	Embolie.	Embolie	Emboli

MORBI MEDULLÆ ET MEMBRANARUM IN SPINA.

75. Inflammatio	Inflammation	Entzündung	Infiammazione
V.— <i>a. Meningitis spi- nalis</i>	Méningite spinale	Entzündung der Häute. <i>Syn.</i> Meningitis spi- nalis	Meningitide spinale

70. White softening (of the brain). *Synonym*, Atrophic softening.

Note.—This form of disease is the result of imperfect nutrition, owing to deficient supply of blood, and is in most instances dependent upon mechanical obstruction, or degeneration of the cerebral arteries.

(43¹.) *Syphilitic disease*.

(44¹.) *Cancer*.

71. Fibrous tumour.

72. Osseous tumour.

(49¹.) *Tubercular deposit*.

a. Miliary or granular tubercle.

Note.—To be referred to tubercular meningitis.

b. Yellow tubercle.

73. Parasitic disease.

Return cases of this class according to the list at p. 233. (Nos. 14, 22.)

- 73*. Malformations.

Return such cases here according to the list at pp. 237, 245.

74. Diseases of the cerebral arteries.

a. Fatty and Calcareous degeneration. Synonyms, Atheroma, Ossification.

b. Aneurism.

c. Impaction of coagula.

1. Thrombosis (Local coagulation).

2. Embolism (Coagula conveyed from a distance).

DISEASES OF THE SPINAL CORD AND ITS MEMBRANES.

75. Inflammation.

Note.—This term is to be used only when the precise seat of the inflammation has not been ascertained by post-mortem examination.

Varieties:

a. Spinal meningitis. Definition: Inflammation of the membranes of the spinal cord.

LATIN EQ. V.—b. Myelitis	FRENCH Myélite	GERMAN Entzündung des Marks. Myelitis	ITALIAN Mielitide
76. Hæmorrhagia spinalis. <i>Idem valet</i> Apoplexia spinalis	Hémorrhagie, <i>Syn.</i> Apoplexie de la moelle	Haemorrhagie	Emorragia (spinale)
77. Atrophia spinalis. <i>Idem valet</i> Tabes dorsualis	Atrophie. <i>Syn.</i> Tabes dorsalis	Atrophie. <i>Syn.</i> Tabes dorsalis	Atrofia
78. Medulla fluida albens <i>Carcinoma</i>	Ramollissement blanc <i>Cancer</i>	Weisse Erweichung <i>Krebs. Syn. Cancer</i>	Rammollimento bianco <i>Cancro</i>
79. Tumores non maligni	Tumeurs non malignes	Gutartige Geschwulste	Tumori non maligni
80. Deformitates ingentæ <i>a. Spina bifida</i>	Vices de conformation <i>Spina bifida</i>	Missbildungen <i>Spina bifida</i>	Vizi di conformazione <i>Spina bifida</i>

MORBI NERVORUM.

81. Inflammatio	Inflammation	Entzündung	Inflammazione
82. Atrophia <i>Carcinoma</i>	Atrophie <i>Cancer</i>	Atrophie <i>Krebs. Syn. Cancer</i>	Atrofia <i>Cancro</i>
83. Neuroma	Névrome	Neurom	Neuroma
84. Paralysis	Paralysie	Paralyse. <i>Syn.</i> Lähmung	Paralisi
1. <i>Paralysis insanorum.</i> <i>Idem valet Paralysis ex toto</i>	<i>Paralysie des aliénés. Syn. Paralysie générale</i>	<i>Allgemeine Lähmung der Wahnsinnigen</i>	<i>Paralisi generale de pazzi</i>
85. 2. Hemiplegia	Hémiplégie	Hemiplegie. <i>Syn.</i> Halbseitige Lähmung	Emiplegia
86. 3. Paraplegia	Paraplégie	Paraplegie	Paraplegia
87. 4. Ataxia motus	Ataxie locomotrice	Ataxie locomotrice	Atassia locomotrice
5. <i>Atrophia musculorum ingravescens</i>	<i>Atrophie musculaire progressive</i>	<i>Progressive Muskelatrophie</i>	<i>Atrofia muscular progressiva</i>
88. 6. Paralysis infantilis	Paralysie de l'enfance	Paralysis infantilis	Paralisi infantile
89. 7. Paralysis ex parte	Paralysie locale	Oertliche Lähmung	Paralisi locale

b. Myelitis. *Definition*: Inflammation of the substance of the spinal cord.

76. Hæmorrhage (Spinal). *Synonym*, Spinal apoplexy.

77. Atrophy (Spinal). *Synonym*, Tabes dorsalis.

78. White softening (of the Spinal cord).

(44¹.) *Cancer*.

79. Non-malignant tumours.

Return such tumours here according to the list at p. 19.

80. Malformations.

Return such cases here according to the list at p. 243.

a. Spina bifida.

DISEASES OF THE NERVES.

81. Inflammation.

82. Atrophy.

(44¹.) *Cancer*.

83. Neuroma. *Definition*: A fibrous tumour, of innocent nature, growing on or between the fasciculi of a nerve.

84. *Paralysis.

(108.) 1. *Paralysis of the insane*. *Synonym*, *General paralysis*.

85. 2. *Hemiplegia.

86. 3. *Paraplegia.

87. 4. *Locomotor ataxy.

(797.) 5. *Progressive muscular atrophy*.

88. 6. *Infantile paralysis.

89. 7. *Local paralysis.

* When the cause of this affection has been ascertained, the case should be returned under the head of the primary disease, the secondary affection being also specified.

LATIN Eq.	FRENCH	GERMAN	ITALIAN
a. Paralysis faciei	Paralysie de la face	Lähmung des Facialis.	Paralisi faciale
b. Paralysis notariorum	Crampe des écrivains	Schreibekrampf	Crampo degli scrivani
8. Paralysis diphtherica	Paralysie diphthérique	Diphtheritische Lähmung	Paralisi difteritica
9. Paralysis ex plumbo	Paralysie saturnine	Bleilähmung	Paralisi litargirosa
10. Paralysis ex lathyro	Paralysie causée par le Lathyrus, ou pois carré	Lähmung durch Lathyrus	Paralisi da lathyrus

VITIA NERVORUM APPARATUS NATURALIUM ACTIONUM.

90. Tetanus	Tétanos	Tetanus. <i>Syn.</i> Starrkrampf	Tetano
91. Hydrophobia	Hydrophobie	Hundswuth. <i>Syn.</i> Wasserscheu	Idrofobia
92. Membrorum distentio infantilis	Convulsions de l'enfance	Kinderkrämpfe	Convulsioni de' bambini
93. Epilepsia	Épilepsie	Epilepsie. <i>Syn.</i> Fallende Krankheit	Epilessia
a. Vertigo epileptica. <i>Idem</i> valet Malum minus	Vertige épileptique <i>Syn.</i> Petit mal	Epileptischer Schwindel	Vertigine epiletica
94. Membrorum distentio	Convulsions Eclampsie	Convulsionen	Convulsioni
95. Spasmus musculorum	Spasme	Krampf	Spasmo
96. Laryngismus stridulus. <i>Idem</i> valet Spasmus glottidis, Angina spastica, Clangor infantium	Spasme de la glotte	Millarsches Asthma. <i>Syn.</i> Krampf der Glottis, Spasmus glottidis	Spasmo della glottide
97. Paralysis agitans	Paralysie tremblante	Paralysis agitans	Paralisi tremula
<i>Tremor ex hydrargyro</i>	<i>Tremblement mercuriel</i>	<i>Quecksilberzittern</i>	<i>Tremito mercuriale</i>
98. Chorea	Chorée	Veitztanz. <i>Syn.</i> Chorea	Corea
a. Acuta	Aiguë	Acuter	Acuta
b. Longa	Chronique	Chronischer	Cronica
99. Hysteria	Hystérie	Hysterie	Isterismo
100. Catalepsia	Catalepsie	Catalepsie	Catalepsia
<i>Defectio animæ</i>	<i>Syncope</i>	<i>Syncope</i>	<i>Sincope</i>
101. Neuralgia	Névralgie	Neuralgie	Neuralgia
a. V.-Neuralgia faciei	Faciale	Gesichts-	Faciale

a. Facial paralysis.

b. Scrivener's palsy.

(19^a.) 8. **Diphtheritic paralysis*.

(908^b.) 9. *Lead palsy*.

(966^{al}.) 10. *Paralysis from Lathyrus*.

FUNCTIONAL DISEASES OF THE NERVOUS SYSTEM.

90. Tetanus.

91. Hydrophobia.

92. Infantile convulsions.

93. Epilepsy.

a. Epileptic vertigo. *Synonym*, Petit mal.

94. *Convulsions.

95. Spasm of muscle.

96. Laryngismus stridulus. *Synonyms*, Spasm of the glottis, Spasmodic croup, Child-crowing.

97. Shaking palsy.

(907^a.) *Mercurial tremor*.

98. Chorea. *Synonym*, St. Vitus's dance.

a. Acute.

b. Chronic.

99. Hysteria.

100. Catalepsy.

(243.) *Syncope*.

101. Neuralgia.

Principal Varieties:

a. Facial. *Synonym*, Tic douloureux.

* When the cause of this affection has been ascertained, the case should be returned under the head of the primary disease, the secondary affection being also specified.

LATIN Eq.	FRENCH	GERMAN	ITALIAN
b. V.-Neuralgia frontis. <i>Idem valet</i> Hemicranium	Frontale. <i>Syn.</i> Migraine	Supraorbital- Neuralgie. <i>Syn.</i> Halbseitiges Kopfweh	Sopraorbitale
c. V.-Ischias	Sciatique	Ischias	Sciatica
d. Pleurodynia	Pleurodynie	Pleurodynie	Pleurodinia
e. Cicatrix membri truncati irritabilis	Moignon irritable	Abnorme Reizbarkeit des Stumpfs	Moncherino irritabile
102. Hyperæsthesia	Hyperesthésie	Hyperaesthesie	Iperestesia
103. Anæsthesia	Anesthésie	Anaesthesie	Anestesia
<i>Delirium alcoholicum</i>	<i>Delirium tremens</i>	<i>Delirium tremens.</i> <i>Syn. Säufersinn</i>	<i>Delirium tremens</i>
104. Hypochondriasis	Hypochondrie	Hypochondrie	Ipocondriasi

AFFECTUS MENTIS.

105. Mania	Manie	Mania. <i>Syn.</i> Tob-sucht	Pazzia
a. Mania acuta	Manie aiguë	Acute	Acuta
b. Mania longa	Manie chronique	Chronische	Cronica
106. Melancholia	Mélancholie	Melancholie	Malinconia
107. Dementia	Démence	Verrücktheit	Demenza
a. Dementia acuta	Aiguë	Acute	Acuta
b. Dementia longa	Chronique	Chronische	Cronica
108. Paralysis insano- rum. <i>Idem valet</i> Paralysis ex toto	Paralysie des aliénés. <i>Syn.</i> Paralysie générale	Allgemeine Lähmung der Wahnsinnigen	Paralisi generale de' pazzi
109. Amentia(ingenita)	Idiotisme	Idiotismus (angeborener)	Idiotismo (innato)
110. Insipientia (ingenita)	Imbécillité	Blödsinn (angeborener)	Imbecillità (innata)

b. Brow ague. *Synonym*, Hemierania.

c. Sciatica.

d. Pleurodynia.

e. Irritable Stump.

102. *Hyperæsthesia.

103. *Anæsthesia.

(938^a). *Delirium tremens*.

104. Hypochondriasis.—*Definition*: Some disturbance of the bodily health, attended with exaggerated ideas or depressed feelings, but without actual disorder of the intellect.

DISORDERS OF THE INTELLECT.

105. Mania.—*Definition*: Disorder of the intellect, with excitement.

a. Acute Mania.

b. Chronic Mania.

106. Melancholia.—*Definition*: Disorder of the intellect, with depression, often with suicidal tendency.

Note.—Cases of so-called monomania are to be classed under chronic mania or melancholia, according to their character.

107. Dementia.—*Definition*: Disorder of the intellect characterised by loss or feebleness of the mental faculties.

a. Acute dementia.

b. Chronic dementia.

108. Paralysis of the insane. *Syn.* General paralysis.

109. Idiotcy. (Congenital.)

110. Imbecility. (Congenital.)

* When the cause of this affection has been ascertained, the case should be returned under the head of the primary disease, the secondary affection being also specified.

MORBI OCULORUM.

MORBI CONJUNCTIVÆ.

LATIN EQ.	FRENCH	GERMAN	ITALIAN
111. Inflammatio conjunctivæ. <i>Idem valet</i> Ophthalmia	Conjonctivite	Entzündung der Bindehaut. <i>Syn.</i> Augenentzündung	Congiuntivite
112. Ophthalmia cum catarrho	Ophthalmie catarrhale	Catarrhalische Augenentzündung	Oftalmia catarrale
113. Ophthalmia pustulosa	Ophthalmie pustuleuse	Pustulöse Augenentzündung	Oftalmia pustulosa
114. Ophthalmia purulenta	Ophthalmie purulente	Purulente Augenentzündung	Oftalmia purulenta
115. Ophthalmia infantum purulenta. <i>Idem valet</i> Ophthalmia recens natorum	Ophthalmie purulente des nouveau-nés	Purulente Augenentzündung der Neugeborenen	Oftalmia purulenta ne' bambini
<i>Ophthalmia strumosa</i>	<i>Ophthalmie scrofuléuse</i>	<i>Scrophulöse Augenentzündung</i>	<i>Oftalmia scrofolosa</i>
116. Ophthalmia exanthematica	Ophthalmie exanthématique	Exanthematische Augenentzündung	Oftalmia exanthematica
117. Ophthalmia gonorrhœica	Ophthalmie blennorrhagique	Gonorrhœische Augenentzündung	Oftalmia gonorrhœica
118. Lippitudo	Ophthalmie chronique	Chronische Augenentzündung	Oftalmia cronica
119. Œdema sub conjunctiva. <i>Idem valet</i> Chemosis	Œdème sous conjonctivale. <i>Syn.</i> Chemosis	Chemosis	Edema del tessuto subcongiuntivo. <i>Sin.</i> Chemosi
120. Pinguecula	Pinguecula	Pinguecula	Pinguecula
121. Unguis	Pterygion	Pterygium. <i>Syn.</i> Flügelfell	Terigio
122. Tumor adiposus	Tumeur graisseuse	Fettgeschwulst	Tumore grasso
123. Morbus parasiticus	Maladie parasitaire	Parasitische Krankheit	Malattia parasitica
124. Maculæ metallicæ in conjunctiva	Taches métalliques	Metallische Flecken	Macchie metalliche
a. Ex argenti nitrate	Nitrate d'argent	Von Höllenstein	Da nitrato d'argento
b. Ex plumbo	Plomb	Von Blei	Da piombo

DISEASES OF THE EYE.

Register the diseases printed here in *Italics*, not under this heading, but at the place referred to in each instance by number.

DISEASES OF THE CONJUNCTIVA.

111. Conjunctivitis. *Synonym*, Ophthalmia.
112. Catarrhal ophthalmia.
113. Pustular ophthalmia.
114. Purulent ophthalmia.
115. Purulent ophthalmia of infants. *Synonym*, Ophthalmia neonatorum.
- (49¹.) *Scrofulous ophthalmia*. *Synonym*, *Strumous ophthalmia*.
116. Exanthematous ophthalmia.
117. Gonorrhœal ophthalmia.
118. Chronic ophthalmia.
119. Œdema of the sub-conjunctival tissue. *Synonym*, Chemosis.
120. Pinguecula.
121. Pterygium.
122. Fatty tumour.
123. Parasitic disease.
Return cases of this class according to the list at p. 233. (No. 6.)
124. Metallic stains.
 - a. From nitrate of silver.
 - b. From lead.

MORBI CORNEÆ.

LATIN Eq.	FRENCH	GERMAN	ITALIAN
125. Keratitis	Kératite	Hornhautentzündung	Cheratitis
126. Keratitis interior longa	Kératite Chronique interstitielle	Chronische Hornhautentzündung	Cheratitis cronica interstiziale
127. Keratitis suppurans. <i>Idem valet Onyx</i>	Kératite Suppuré	Hornhautentzündung mit Eiterung	Cheratitis con suppurazione
128. Ulcus	Kératite Ulcéreuse	Geschwür	Ulcera
129. Cornea opaca. <i>Idem valet Albugo</i>	Opacité de la cornée	Trübung. <i>Syn.</i> Leucom	Leucoma
130. Cornea cacuminata	Conicité de la cornée	Conische Hornhaut	Cornea conica
131. Arcus senilis	Arc-sénile	Arcus senilis	Arco senile
132. Uva	Staphylome	Staphyloma	Stafiloma
133. Morbus parasiticus cavi cterioris	Maladie parasitaire de la chambre antérieure	Parasitische Krankheit in der vorderen Kammer	Malattia parasitica nella camera anteriore

MORBI SCLEROTICÆ.

134. Sclerotitis	Sclérotite	Sclerotitis	Sclerotitide
135. Uva	Staphylome	Staphylom	Stafiloma

MORBI IRIDIS.

136. Iritis	Iritis	Iritis	Iritide
137. Iritis ex vulnere	Iritis traumaticque	Traumatische Iritis	Iritide traumatica
138. Iritis rheumatica	Iritis rheumatis-mal	Rheumatische Iritis	Iritide reumatica
139. Iritis arthritica <i>Iritis syphilitica</i>	Iritis arthritique <i>Iritis syphilitique</i>	Gichtische Iritis <i>Syphilitische Iritis</i>	Iritide artritica <i>Iritide sifilitica</i>
<i>Iritis strumosa</i>	<i>Iritis scrofuleux</i>	<i>Scrophulöse Iritis</i>	<i>Iritide scrofolosa</i>
140. Iritis gonorrhœica	Iritis blennorrhagique	Gonorrhœische Iritis	Iritide gonorrhœica
141. Consequentia ex iritide	Suites d'iritis	Folgen der Iritis	Consequenze dell'iritide
142. Deformitates in-genitæ	Vices de conformation	Missbildungen	Vizi di conformazione

DISEASES OF THE CORNEA.

- 125. Keratitis.
- 126. Chronic interstitial keratitis.
- 127. Keratitis with suppuration. *Synonym, Onyx.*
- 128. Ulcer.
- 129. Opacity. *Synonym, Leucoma.*
- 130. Conical cornea.
- 131. Arcus senilis.
- 132. Staphyloma.
- 133. Parasitic disease in the anterior chamber.

Return cases of this class according to the
list at p. 232. (Nos. 6, 14.)

DISEASES OF THE SCLEROTIC.

- 134. Sclerotitis.
- 135. Staphyloma.

DISEASES OF THE IRIS.

- 136. Iritis.
- 137. Traumatic iritis.
- 138. Rheumatic iritis.
- 139. Arthritic iritis.
- (43¹.) *Syphilitic iritis.*
- (49¹.) *Scrofulous iritis.*
- 140. Gonorrhœal iritis.
- 141. Sequelæ of iritis.
- 142. Malformations.

Return such cases here according to the lists at
p. 241.

MORBI CHOROIDIS ET RETINÆ.

LATIN Eq.	FRENCH	GERMAN	ITALIAN
143. Choroiditis	Choroïdite	Choroiditis	Coroiditide
144. Inflammatio retinæ	Retinite	Retinitis	Retinitide
145. Apoplexia choroidea	Apoplexie choroïdeuse	Apoplexie der Choroidea	Apoplessia coroides
146. Amaurosis	Amaurose	Amaurosis. <i>Syn.</i> Schwarzer Staar	Amaurosi
147. Visus deterior	Vue affaiblie	Geschwächtes Sehvermögen. <i>Syn.</i> Amblyopie	Vista indebolita
148. Muscæ volitantes	Mouches volantes	Muscæ volitantes	Mosche volanti
149. Albitudo	Albinisme	Albinismus	Albinisimo

MORBI CORPORIS VITREI.

150. Synchysis	Synchysis	Glaskörperverschlingung. <i>Syn.</i> Synchyse	Sinchisi
151. Deposita morbida varia	Dépôts morbides variés	Krankhafte Ablagerungen	Depositi morbosi vari

MORBI LENTIS CAPSULÆQUE.

152. Suffusio	Cataracte	Staar	Cateratta
a. Dura	Dure	Harter	Dura
b. Mollis	Molle	Weicher	Molle
c. Liquida	Fluide	Flüssiger	Liquida
153. Morbus parasiticus	Maladie parasitaire	Parasitische Krankheit	Malattia parasitica
154. Deformitates ingentæ	Vices de conformation	Missbildungen	Vizi di conformazione
a. Suffusio ingenta	Cataracte congénitale	Angeborener Staar	Cateratta innata
155. Suffusio ex vulnere	Cataracte traumatica	Traumatischer Staar	Cateratta traumatica

AFFECTUS OCULI UNIVERSI.

156. Glaucoma	Glaucome	Glaucome	Glaucoma
157. Hydrophthalmia	Hydrophthalmie	Augenwassersucht	Idroftalmia

DISEASES OF THE CHOROID AND RETINA.

- 143. Choroiditis.
- 144. Retinitis.
- 145. Choroidal apoplexy.
- 146. Amaurosis.
- 147. Impaired vision.
- 148. *Muscae volitantes*.
- 149. Albinism.

DISEASES OF THE VITREOUS BODY.

- 150. Synchysis.
- 151. Various morbid deposits.

DISEASES OF THE LENS AND ITS CAPSULE.

- 152. Cataract.
 - Varieties:*
 - a. Hard.
 - b. Soft.
 - c. Fluid.
- 153. Parasitic disease.
 - Return cases of this class according to the list at p. 233. (Nos. 6, 26.)
- 154. Malformations.
 - Return such cases here according to the list at p. 245.
 - a. Congenital cataract.
- 155. Traumatic cataract.

GENERAL AFFECTIONS OF THE EYE.

- 156. Glaucoma.
- 157. Hydrophthalmia

LATIN	Eq.	FRENCH	GERMAN	ITALIAN
<i>Carcinoma</i>		<i>Cancer</i>	<i>Krebs</i>	<i>Cancro</i>
<i>Struma interior</i>		<i>Scrofule du globe de l'œil</i>	<i>Scrophulöse Ablagerung im Augapfel</i>	<i>Deposito scrofoloso all' interno del globo dell' occhio</i>
158. <i>Oculus funditus injuriâ convulsus</i>		Totale desorganization de l'œil, suite de blessure	Gänzliche Zerstörung des Auges durch Verletzung	Distruzione intera dell' occhio da lesioni
158*. <i>Deformitates ingenitæ</i>		Vices de conformation	Missbildungen	Vizi di conformazione

DEFLECTIONES VARIE VISUS.

159. <i>Visus brevior</i>	<i>Myopie</i>	<i>Kurzsichtigkeit</i>	<i>Miopia</i>
160. <i>Visus longior</i>	<i>Presbytie</i>	<i>Fernsichtigkeit</i>	<i>Presbiopia</i>
161. <i>Falsa colorum cognitio. Idem valet Colores indiscreti</i>	<i>Dyschromatopsie</i>	<i>Farbenblindheit</i>	<i>Capacità mancante di distinguere colori</i>
162. <i>Hemeralopia</i>	<i>Héméralopie</i>	<i>Hemeralopie</i>	<i>Emeralopia</i>
163. <i>Nyctalopia</i>	<i>Nyctalopie</i>	<i>Nyctalopie</i>	<i>Nittalopia</i>
164. <i>Astigmatismus</i>	<i>Astigmatisme</i>	<i>Astigmatismus</i>	<i>Astigmatismo</i>

MORBI LACRYMARUM APPARATUS.

165. <i>Lacrymarum cursus interclusus</i>	<i>Tumeur lacrymale</i>	<i>Verstopfung des Thränenkanals</i>	<i>Ostruzione lagrimale</i>
166. <i>Abscessus et fistula</i>	<i>Abcès et fistule</i>	<i>Abscess und Fistel</i>	<i>Ascesso e fistola</i>
167. <i>Dacryolithi</i>	<i>Dacryolithe</i>	<i>Thränenstein</i>	<i>Dacriolite</i>
168. <i>Morbi glandulæ lacrymarum et ductuum ejus</i>	<i>Maladies de la glande et des voies lacrymales</i>	<i>Krankheiten der Thränendrüse und ihrer Gänge</i>	<i>Malattie della glandula lagrimale e suoi condotti</i>

MORBI PALPEBRARUM.

169. <i>Inflammatiō</i>	<i>Inflammation</i>	<i>Entzündung</i>	<i>Infiammazione</i>
170. <i>Hordeolus</i>	<i>Orgéolet</i>	<i>Gerstenkorn</i>	<i>Orzaiolo</i>
171. <i>Abscessus glandularum Meibomianarum</i>	<i>Abcès des glandes de Meibomius</i>	<i>Abscess der Meibomschen Drüsen</i>	<i>Ascesso nelle glandule Meibomiane</i>
172. <i>Epicantthis</i>	<i>Epicantthis</i>	<i>Epicantthis</i>	<i>Epicante</i>
173. <i>Entropion</i>	<i>Entropion</i>	<i>Entropium</i>	<i>Entropio. Sin. Volgo</i>
174. <i>Ectropion</i>	<i>Ectropion</i>	<i>Ectropium</i>	<i>Ectropio. Sin. Rivolgo</i>

(44¹.) *Cancer.*

(49¹.) *Scrofulous deposit within the eyeball.*

158. Total disorganisation of the eye from injury.

158*. Malformations.

Return such cases here according to the list at
p. 237, 243.

VARIOUS DEFECTS OF SIGHT.

159. Short sight.

160. Long sight.

161. Faulty perception of colours. *Synonym, Colour blindness.*

162. Hemeralopia.

163. Nyctalopia.

164. Astigmatism.

DISEASES OF THE LACHRYMAL APPARATUS.

165. Lachrymal obstruction.

166. Abscess and fistula.

167. Dacryolith.

168. Diseases of the lachrymal gland and its ducts.

DISEASES OF THE EYELIDS.

169. Inflammation.

170. Hordeolum.

171. Abscess in the Meibomian glands.

172. Epicanthis.

173. Entropium.

174. Ectropium.

LATIN EQ.	FRENCH	GERMAN	ITALIAN
175. Trichiasis	Trichiasis	Trichiasis	Trichiasi
176. Madarosis. <i>Idem</i> <i>valet</i> Defluxio ciliorum	Madarosis	Madarosis. <i>Syn.</i> Verlust der Au- genwimpern	Madarosi
177. Ophthalmia tarsi	Inflammation des cartilages tares	Tarsalentzündung der Augenlider	Oftalmia tarsale
178. Blepharospasmus	Blépharospasme	Augenlider- krampf	Blefarospasmo
<i>Carcinoma</i>	<i>Cancer</i>	<i>Cancer</i>	<i>Cancro</i>
179. Cystis palpebra- rum	Kyste des pau- pières	Cyste der Augen- lider	Ciste delle pal- pebre
<i>Phthiriasis</i>	<i>Phthiriase</i>	<i>Phthiriasis</i>	<i>Phthiriasi</i>
179*. Deformitates ingenitæ	Vices de confor- mation	Missbildungen	Vizi di conforma- zione

MORBI PARTIUM INTRA ORBITAS SITARUM.

180. Abscessus orbitæ	Abcès	Abscess in der Augenhöhle	Ascesso nell' or- bita
181. Strabismus	Strabisme	Strabismus. <i>Syn.</i> Schielen	Strabismo
182. Procidencia oculi. <i>Idem valet</i> Pro- ptosis	Exophthalmie	Exophthalmus	Prottosi
<i>Bronchocele ex- ophthalmica</i>	<i>Goître exoph- thalmique</i>	<i>Klotzaugenkropf</i>	<i>Bronchocele esof- thalmica</i>
<i>Aneurysma orbitæ</i>	<i>Anévrisme</i>	<i>Aneurysma in der Augenhöhle</i>	<i>Aneurisma orbi- tale</i>
<i>Carcinoma</i>	<i>Cancer</i>	<i>Cancer</i>	<i>Cancro</i>
183. Tumores non ma- ligni	Tumeurs non ma- lignes	Gutartige Ge- schwülste	Tumori non-ma- ligni
184. Morbus parasiticus orbitæ	Maladie parasi- taire	Parasitische Krankheit in der Augenhöhle	Malattia parasi- tica nell' orbita
185. Affectus nervorum orbitæ	Affection des nerfs de l'orbite	Affectionen der Augennerven	Malattie de' nervi dell' orbita

MORBI AURIS.

MORBI AURICULÆ.

186. Deposita ex poda- grâ et aliis mor- bis	Dépôts gouteux et autres	Gichtische und andere Ablage- rungen	Depositi artrici ed altri
187. Hæmatoma auris	Hématome de l'oreille	Haematom des Ohrs. <i>Syn.</i> Blutgeschwulst des Ohrs	Ematoma dell' orecchio

175. Trichiasis.
 176. Madarosis. *Synonym*, Loss of the eyelashes.

177. Tarsal ophthalmia.

178. Blepharospasmus.

(44¹.) *Cancer*.

179. Cyst of the lids.

(895.) *Phthiriasis*.

179*. Malformations.

Return such cases here according to the list at
 p. 237.

DISEASES WITHIN THE ORBITS.

180. Abscess in the orbit.

181. Strabismus.

182. Protrusion of the eyeball. *Synonym*, Proptosis.

(282.) *Exophthalmic bronchocele*.

(250.) *Orbital aneurism*.

(44¹.) *Cancer*.

183. Non-malignant tumours.

Return such tumours here according to the list
 at p. 19.

184. Parasitic disease.

Return cases of this class according to the list
 at p. 233. (Nos. 14, 22.)

185. Affections of the orbital nerves.

(*Injuries of the Eye are given at p. 193, and Operations
 on the Eye at p. 215.*)

DISEASES OF THE EAR.

Register the diseases printed here in *Italics*, not under this heading, but at
 the place referred to in each instance by number.

DISEASES OF THE AURICLE.

186. Gouty and other deposits.

187. *Hæmatoma auris*.

LATIN EQ.	FRENCH	GERMAN	ITALIAN
<i>Carcinoma</i>	<i>Cancer</i>	<i>Cancer</i>	<i>Cancro</i>
188. Tumores non maligni	Tumeurs non-malignes	Gutartige Geschwülste	Tumori non-maligni
<i>Affectus cutis</i>	<i>Affections cutanées</i>	<i>Hautaffectionen</i>	<i>Malattie cutanee</i>
189. Deformitates ingentitæ	Vices de conformation	Missbildungen	Vizi di configurazione
<i>Injuriae</i>	<i>Blessures</i>	<i>Verletzungen</i>	<i>Lesioni</i>

MORBI FORAMINIS AURIS.

190. Inflammatio	Inflammation	Entzündung	Infiammazione
a. Acuta	Aiguë	Acute	Acuta
b. Longa	Chronique	Chronische	Cronica
191. Abscessus	Abcès	Abscess	Ascesso
192. Sordium coitus	Accumulation de cérumen	Wachsansammlung	Accumulamento del cerume
193. Polypus	Polype	Polyp	Polipo
194. Tumor sebaceus. <i>Idem valet</i> Tumor molluscus	Tumeur sébacée	Talgdrüsengeschwulst	Tumore sebaceo. <i>Sin.</i> Mollusco
195. Tumor osseus. <i>Idem valet</i> Exostosis	Tumeur osseuse. <i>Syn.</i> Exostose	Knochengeschwulst. <i>Syn.</i> Exostose	Tumore osseo. <i>Sin.</i> Esostosi
195*. Deformitates ingentitæ	Vices de conformation	Missbildungen	Vizi di conformazione
<i>Corpora adventitia</i>	<i>Corps étrangers</i>	<i>Fremde Körper</i>	<i>Corpi stranieri</i>

MORBI MEMBRANÆ TYMPANI.

196. Inflammatio	Inflammation	Entzündung	Infiammazione
197. Exulceratio	Ulcération	Verschwärung	Ulcerazione
198. Membrana perforata	Perforation	Durchbohrung	Perforamento
<i>Injuriae</i>	<i>Blessures</i>	<i>Verletzungen</i>	<i>Lesioni</i>

MORBUS TUBI EUSTACHIANI.

199. Obstructio	Obstruction	Verstopfung	Ostruzione
-----------------	-------------	-------------	------------

MORBI TYMPANI.

200. Morbi membranæ mucosæ	Maladies de la membrane muqueuse	Krankheiten der Schleimhaut	Malattie della membrana mucosa
201. Morbi ossiculorum	Maladies des osselets	Krankheiten der Gehörknöchelchen	Malattie degli ossetti
202. Morbi cellarum mastoidearum	Maladies des cellules mastoïdiennes	Krankheiten der Cellulae mastoideae	Malattie delle cellette mastoidee

(44¹.) *Cancer.*

188. Non-malignant tumours.

Return such tumours here according to the list
at p. 19.

(827, &c.) *Cutaneous affections.*

189. Malformations.

Return such cases here according to the list at
p. 237.

(1012.) *Injuries.*

DISEASES OF THE EXTERNAL MEATUS.

190. Inflammation.

a. Acute.

b. Chronic.

191. Abscess.

192. Accumulation of wax.

193. Polypus.

194. Sebaceous tumour. *Synonym, Molluscous tumour.*

195. Osseous tumour of bone. *Synonym, Exostosis.*

195*. Malformations.

Return such cases here according to the list at
p. 237.

(1014.) *Foreign bodies.*

DISEASES OF THE MEMBRANA TYMPANI.

196. Inflammation.

197. Ulceration.

198. Perforation.

(1012.) *Injuries.*

DISEASE OF THE EUSTACHIAN TUBE.

199. Obstruction.

DISEASES OF THE TYMPANUM.

200. Disease of the mucous membrane.

201. „ „ ossicles]

202. „ „ mastoid cells.

MORBI AURIS INTERIORIS.

LATIN Eq.	FRENCH	GERMAN	ITALIAN
203. Morbus inhærens	Maladies organiques	Organische Krankheiten	Malattie organiche
204. Ossis petrosi necrosis	Nécrose du rocher	Necrose des Felsenbeins	Necrosi dell' osso petroso
205. Surditas	Surdité	Taubheit	Sordità
a. Naturalium actionum sive nervorum vitio	Fonctionelle ou nerveuse	Functionelle oder nervöse	Nervosa
b. Ex morbo	Suite de maladie	Von Krankheit	Da malattia
c. Mutorum	Surdi-mutité	Taubstummheit	Sordo-mutezza
<i>Carcinoma</i>	<i>Cancer</i>	<i>Krebs</i>	<i>Cancro</i>
205*. Deformitates ingentitæ	Vices de conformation	Missbildungen	Vizi di conformazione

MORBI NASI.

206. Hypertrophia	Hypertrophie	Hypertrophie	Ipertrofia. <i>Sin.</i> Lipoma
207. Verruca	Verrue	Warze	Verruca
208. Cystis sebacea	Kyste sébacé	Talgcyste	Ciste sebacea
<i>Carcinoma cutis</i>	<i>Cancer de la peau</i>	<i>Hauthrebs</i>	<i>Cancro della cute</i>
<i>Lupus</i>	<i>Lupus</i>	<i>Lupus</i>	<i>Lupus</i>
209. Ozæna	Ozène	Ozaena	Ozena
210. Exulceratio membranæ pituitosæ	Ulcération de la membrane pituitaire	Ulceration der Riechhaut. <i>Syn.</i> Membrana pituitaria	Ulcerazione della membrana pituitaria
211. Abscessus septi	Abcès de la cloison	Abscess des Septum	Ascesso del setto
212. Septum perforatum	Perforation de la cloison	Perforation des Septum	Perforazione del setto
213. Epistaxis	Epistaxis	Nasenbluten. <i>Syn.</i> Epistaxis	Epistassi
214. Hypertrophia membranæ pituitosæ	Hypertrophie de la membrane pituitaire	Hypertrophie der Riechhaut	Ipertrofia della membrana pituitaria
<i>Carcinoma. Idem valet Polypus malignus</i>	<i>Cancer. Syn. Polype malin</i>	<i>Krebs</i>	<i>Cancro. Sin. Polipo maligno</i>
215. Polypus nasi	Polype	Polyp der Nase	Polipo del naso
a. Glutinosus	Gélatineux	Gallertartiger	Gelatinoso
b. Fibrosus	Fibreux	Fibröser	Fibroso
Nasi et pharyngis	Polype naso-pharyngien	Nasenchlund-Polyp	Polipo naso-faringeo

DISEASES OF THE INTERNAL EAR.

203. Organic disease.
204. Necrosis of the petrous bone.
205. Deafness.
- Varieties.*
- a. Functional or nervous.
- b. From disease.
- c. Deaf-dumbness.

(44¹.) *Cancer.*

Note.—When any of these affections implicate the brain, carotid artery, or lateral sinus, the fact should be stated.

205*. Malformations.

Return such cases according to the list at p. 237.

DISEASES OF THE NOSE.

Register the diseases printed here in *Italics*, not under this heading, but at the place referred to in each instance by number.

206. Hypertrophy. *Synonym, Lipoma.*
207. Wart.
208. Sebaceous cyst.
- (44¹.) *Cancer of the skin.*
- (46.) *Lupus.*
209. Ozæna.
210. Ulceration of the pituitary membrane.
211. Abscess of the septum.
212. Perforation of the septum.
213. *Epistaxis.
214. Hypertrophy of the pituitary membrane.
- (44¹.) *Cancer. Synonym, Malignant polypus.*
215. Polypus nasi.
- Varieties:*
- a. Gelatinous.
- b. Fibrous.
1. Naso-pharyngeal polypus.

* When the cause of this affection has been ascertained, the case should be returned under the head of the primary disease, the secondary affection being also specified.

LATIN EQ.	FRENCH	GERMAN	ITALIAN
216. Tumores septi non maligni	Tumeurs non-malignes de la cloison	Gutartige Geschwülste des Septum	Tumori non-maligni del setto
217. Rhinolithi	Calculs des fosses nasales	Rhinolithen. <i>Syn.</i> Nasensteine	Rinolithi
217*. Deformitates in-genitæ <i>Corpora adventitia</i>	Vices de conformation <i>Corps étrangers</i>	Missbildungen <i>Fremde Körper</i>	Vizi di conformazione <i>Corpi stranieri</i>
218. Odoratus perditus vel perversus	Perte ou perversion de l'odorat	Verlust oder Abnormität des Geruchsinns	Perdita o guasto dell' odorato

MORBI SANGUINIS APPARATUS.

MORBI CORDIS ET MEMBRANARUM EJUS.

MORBI PERICARDII.

219. Pericarditis	Péricardite	Pericarditis. <i>Syn.</i> Entzündung des Herzbeutels	Pericarditide
220. Pericarditis sup-purans <i>Pericarditis tuberculosa</i>	Péricardite sup-purée <i>Péricardite tuberculeuse</i>	Eiterige Pericarditis <i>Tuberculöse Pericarditis</i>	Pericarditide suppurativa <i>Pericarditide tuberculare</i>
221. Pericardium adhærens	Péricarde adhérente	Verwachsung des Pericardiums	Pericardio aderente
222. Hydrops <i>Carcinoma</i>	Hydropéricarde <i>Cancer</i>	Herzwassersucht. <i>Syn.</i> Hydropericardium <i>Krebs</i>	Idropericardio <i>Cancro</i>
223. Deformitates in-genitæ <i>Injurie</i>	Vices de conformation <i>Blessures</i>	Missbildungen <i>Verletzungen</i>	Vizi di conformazione <i>Ferite</i>

MORBI ENDOCARDII.

224. Endocarditis	Endocardite	Endocarditis	Endocarditide
225. Morbi valvarum	Maladies des valvules	Klappenkrankheiten	Malattie delle Valvole
1. Aorticarum	Aortiques	Der Aortenklappen	Aortiche
2. Mitralium	Mitrales	Der Mitralklappen	Mitrali

216. Non-malignant tumours of the septum.

217. Rhinoliths.

217*. Malformations.

Return such cases here according to the list at
pages 237-241.

(1015.) *Foreign bodies.*

218. *Loss or perversion of the sense of smell.

DISEASES OF THE CIRCULATORY SYSTEM.

Register the diseases printed here in *Italics*, not under this heading, but at
the place referred to in each instance by number.

DISEASES OF THE HEART AND ITS MEMBRANES.

DISEASES OF THE PERICARDIUM.

219. Pericarditis.

220. Suppurative pericarditis. *Definition* : An accumulation
of pus in the pericardium.

(49¹.) *Tubercular pericarditis.*

221. Adherent pericardium.

(This term includes partial adhesions and
calcareous and ossific deposits.)

222. Dropsy.

(44¹.) *Cancer.*

223. Malformations.

Return such cases here, according to the list at
p. 239.

(1056.) *Injuries.*

DISEASES OF THE ENDOCARDIUM.

224. Endocarditis.

Note.—In returning such cases, state, if possible,
the valve or valves affected.

225. Valve-disease.

1. Aortic.

2. Mitral.

* When the cause of this affection has been ascertained, the case should
be returned under the head of the primary disease, the secondary affection
being also specified.

LATIN Eq.	FRENCH	GERMAN	ITALIAN
3. Pulmonalium	Pulmonaires	Der Pulmonalarterie	Polmonali
4. Tricuspidum	Tricuspides	Der Tricuspidalklappen	Tricuspidali
a. V.-Excrecentia	Végétations	Vegetationen	Escrescenze
b. V.-Crassior habitus et fibrosior	Épaississement fibreux	Fibröse Verdickung	Ingrossamento fibroide
c. V.-Degeneratio adiposa et calcarea. <i>Idem valent</i> Atheroma, Conversio in calcem	Dégénérescence graisseuse ou calcaire. <i>Syn.</i> Athérome, Ossification	Fettige und kalkige Entartung. <i>Syn.</i> Atheroma, Verknocherung	Degenerazione grassosa e calcarea. <i>Sin.</i> Atheroma, Ossificazione
d. V.-Aneurysma	Anévrisme	Aneurysma	Aneurisma
e. V.-Laceratio	Déchirure	Zerreissung. <i>Syn.</i> Ruptur	Lacerazione
f. V.-Dilatatio simplex ostiorum	Dilatation simple	Einfache Erweiterung der Einmündung	Dilatazione semplice dell'orifizio
g. V.-Deformitates ingenitæ	Vices de conformation	Missbildungen	Vizi di conformazione
Iter sanguinis impeditum	Obstruction à la circulation	Stenose. <i>Syn.</i> Verengerung	Impedimento al libero flusso del sangue. <i>Sin.</i> Stenosi
Iter sanguinis refluxum	Regurgitation	Insufficienz	Insufficienza
226. Coagula cordis fibrinosa	Concrétions fibrineuses dans les cavités du cœur	Fasserstoffcoagula in den Herzhöhlen	Grumi fibrinosi del cuore

MORBI MUSCULORUM CORDIS.

227. Myocarditis	Myocardite	Myocarditis	Miocarditide
228. Abscessus	Abscès	Abscess	Ascesso
229. Hypertrophia	Hypertrophie	Hypertrophie	Ipertrofia
a. Lateris sinistri	Côté gauche	Der linken Seite	Del ventricolo sinistro
b. Lateris dextri	Côté droit	Der rechten Seite	Del ventricolo destro
230. Dilatatio	Dilatation	Dilatation	Dilatazione
a. Lateris sinistri	Côté gauche	Der linken Seite	Del ventricolo sinistro
b. Lateris dextri	Côté droit	Der rechten Seite	Del ventricolo destro
231. Atrophia	Atrophie	Atrophie	Atrofia
232. Obesitas	Excès de graisse	Uebermässige Fettablagerung	Eccesso di grasso

3. Pulmonic.

4. Tricuspid.

Varieties:

a. Vegetations.

b. Fibroid thickening.

c. Fatty and Calcareous degeneration. *Synonyms, Atheroma, Ossification.*

d. Aneurism.

e. Laceration.

f. Simple dilatation of orifice.

g. Malformations.

Return such cases here according to the list at pages 239, 243.

Obstruction to the circulation and

Regurgitation should be specially noted when they accompany the valve disease.

226. Fibrinous concretions in the cavities of the heart.

Note.—Cases are to be returned under this head only when the condition has evidently existed during life, and is believed to have been the cause of death.

DISEASES OF THE MUSCULAR STRUCTURE OF THE HEART.

227. Myocarditis.

228. Abscess.

Note.—Abscess dependent on pyæmia should be referred to that disease.

229. Hypertrophy.

a. Of left side.

b. Of right side.

230. Dilatation.

a. Of left side.

b. Of right side.

231. Atrophy.

232. Excess of fat.

LATIN EQ.	FRENCH	GERMAN	ITALIAN
233. Degeneratio adiposa	Dégénérescence graisseuse	Fettige Entartung	Degenerazione grassosa
234. Degeneratio fibrosa	Dégénérescence fibroïde	Fibröse Entartung	Degenerazione fibroïde
235. Aneurysma	Anévrisme	Aneurysma	Aneurisma
236. Aneurysma acutum	Anévrisme aigu	Acutes Aneurysma	Aneurisma acuto
237. Diruptio	Rupture	Ruptur. <i>Syn.</i> Zer-reissung	Rottura
<i>Carcinoma</i>	<i>Cancer</i>	<i>Krebs</i>	<i>Cancro</i>
238. Morbus parasiticus	Maladie parasitaire	Parasitische Krankheit	Malattia parasi-tica
239. Morbus arteriarum coronariarum	Maladies des artères coronaires	Krankheiten der Kranzarterien	Malattie delle arterie coronarie
240. Deformitates ingentæ	Vices de conformation	Missbildungen	Vizi di conformazione
241. Cyanosis	Cyanose	Cyanose. <i>Syn.</i> Blausucht	Cianosi
<i>Injurie</i>	<i>Blessures du cœur</i>	<i>Verletzungen des Herzens</i>	<i>Ferite del cuore</i>
242. Angina pectoris	Angine de poitrine	Angina pectoris	Angina pectoris
243. Defectio animæ	Syncope	Syncope. <i>Syn.</i> Ohnmacht	Sincope
244. Palpitatio et tumultus cordis	Palpitations et irrégularité des battemens du cœur	Herzklopfen und Unregelmässigkeit in der Herzthätigkeit	Palpitazione ed irregolarità del cuore

MORBI VASORUM SANGUIFERORUM.

MORBI ARTERIARUM.

245. Arteritis	Artérite	Entzündung der Arterien. <i>Syn.</i> Arteritis	Arteritide
246. Degeneratio, adiposa et calcarea. <i>Idem valent Atheroma, Conversio in calcem.</i>	Dégénérescence, graisseuse et calcaire. <i>Syn.</i> Atheroma, Ossification	Fettige und kalkförmige Entartung. <i>Syn.</i> Atheroma, Verknocherung	Degenerazione, grassosa e calcarea. <i>Sin.</i> Ateroma, Ossificazione

233. Fatty degeneration.
234. Fibroid degeneration.
235. Aneurism.
236. Acute aneurism. This term has been applied to those cases in which blood becomes effused into the substance of the heart owing to inflammatory softening and rupture of the endocardium and muscular tissue.
237. Rupture.
Note.—In returning cases of aneurism and rupture, the situation ought to be stated.
- (44¹.) *Cancer.*
238. Parasitic disease.
 Return cases of this class according to the list at p. 232 (Nos. 4, 14, 22).
239. Disease of the coronary arteries.
240. Malformations.
 Return such cases here according to the list at pp. 239, 243, 245.
241. Cyanosis.
- (1056.)
 (1058.) *Injuries of the heart.*
242. *Angina pectoris.
243. *Syncope. *Synonym*, Fainting Fit.
244. *Palpitation and irregularity of the action of the heart.

DISEASES OF THE BLOOD-VESSELS.

Note.—The vessel affected should in all cases be specified.

DISEASES OF THE ARTERIES.

245. Arteritis.
246. Fatty and Calcareous degeneration. *Synonyms*,
 Atheroma, Ossification.

* When the cause of this affection has been ascertained, the case should be returned under the head of the primary disease, the secondary affection being also specified.

LATIN Eq.	FRENCH.	GERMAN	ITALIAN
247. Arteriæ coarctatæ et oblitteratæ	Rétrécissement ou oblitération	Verengerung und Obliteration	Ristringimento e oblitterazione
248. Arteriæ occlusæ	Occlusion	Verschliessung	Chiusura
<i>a.</i> Ex compressu	Par compression	Durch Compression	Da compressione
<i>b.</i> Ex impactis coagulis	Par impaction de caillots	Durch Gerinnsel	Da otturazione
Thrombosis	Thrombose	Thrombose	Trombosi
Embolus	Embolie	Embolie	Embolismo
249. Dilatatio	Dilatation	Erweiterung. <i>Syn.</i> Dilatation	Dilatazione
250. Aneurysma	Anévrisme	Aneurysma. <i>Syn.</i> Schlagadergeschwulst	Aneurisma
<i>a.</i> Fusiforme	Fusiforme	Fusiforme	Fusiforme
<i>b.</i> Sacculatum	Sacciforme	Sacciforme. <i>Syn.</i> Sackartiges Aneurysma	Saccato
<i>c.</i> Diffusum	Diffus	Diffusum. <i>Syn.</i> Diffuses Aneurysma	Diffuso
251. Diruptio arteriæ	Rupture	Zerreissung. <i>Syn.</i> Ruptur der Arterie	Rottura dell' arteria
<i>a.</i> Ex ipsius vitio	Par maladie de l'artère	Durch Krankheit der Arterie	Da malattia dell' arteria
<i>b.</i> Ex morbo extraneo	Par maladie extérieure à l'artère	Durch Krankheit ausserhalb der Arterie	Da malattia al di fuori dell' arteria
252. Dirupta ex parte arteria. <i>Idem</i> valet Aneurysma dissecans	Anévrisme dis-séqueux	Unvollständige Ruptur. <i>Syn.</i> Aneurysma dissecans	Rottura parziale dell' arteria
253. Aneurysma ex vulnere	Anévrisme traumatique	Traumatisches Aneurysma	Aneurisma traumatico
254. Aneurysma arteriam inter venamque	Anévrisme artérioso-veineux	Aneurysma arterio-venosum	Aneurisma arterio-venoso
255. Varix aneurysmicus	Varice anévrismale	Varix aneurysmaticus	Varice aneurismatica
<i>a.</i> Ex vulnere	Traumatique	Traumatischer	Traumatica
<i>b.</i> Sponte sua ortus	Spontané	Spontaner	Spontanea

247. Narrowing and obliteration.

248. Occlusion.

a. from compression.

b. from impaction of coagula.

1. Thrombosis (local coagulation).

2. Embolism (coagula conveyed from a distance).

249. Dilatation.

250. Aneurism.

In returning such cases, state whether the aneurism be—

a. Fusiform,

b. Saccular, or

c. Diffused (sac formed by the surrounding tissues).

Note.—When the aneurism has burst, state the part or viscus into or through which the rupture has taken place.

251. Rupture of Artery.

a. from disease of artery.

b. from disease external to artery.

252. Partial rupture of artery. *Synonym*, Dissecting aneurism.

253. Traumatic aneurism.

254. Arterio-venous aneurism.

255. Aneurismal varix.

Varieties :

a. Traumatic.

b. Spontaneous

LATIN Eq.	FRENCH	GERMAN.	ITALIAN.
256. Aneurysma varicosum	Anévrisme variqueux	Varicöses Aneurysma	Aneurisma varicoso
a. Ex vulnere	Traumatique	Traumatisches	Traumatico
b. Sponte sua ortum	Spontané	Spontanes	Spontaneo
257. Aneurysma circoïdes. <i>Idem valet</i> Varix arteriosus	Anévrisme circoïde	Aneurysma circoïdeum. <i>Syn.</i> Arterieller Varix	Aneurisma circoïde. <i>Syn.</i> Varice arteriosa
258. Aneurysma ex anastomosi	Anévrisme par anastomose	Anastomosirendes Aneurysma	Aneurisma per anastomosi
259. Deformitates ingentæ	Vices de conformation	Missbildungen	Vizi di conformazione
a. Caput aortæ descendentis coarctatum vel oclusum	Constriction ou occlusion de l'aorte descendante	Verengerung und Verschliessung des Anfangs der Aorta descendens	Ristringimento o chiusura al principio dell' aorta descendente

<i>Injuræ in arteriis</i>	<i>Plaies des artères</i>	<i>Verletzungen der Arterien</i>	<i>Lesioni delle arterie</i>
<i>Contusum</i>	<i>Contusion</i>	<i>Quetschung</i>	<i>Contusione</i>
<i>Laceratio</i>	<i>Déchirure</i>	<i>Zerreissung</i>	<i>Lacerazione</i>
a. <i>Vasis universi</i>	<i>De toutes les tuniques</i>	<i>Des ganzen Gefässes</i>	<i>Dell' intero vaso</i>
b. <i>Tunicæ exterioris</i>	<i>De la tunique externe</i>	<i>Der äusseren Haut</i>	<i>Della tonaca esterna</i>
c. <i>Tunicæ interioris</i>	<i>De la tunique interne</i>	<i>Der inneren Haut</i>	<i>Della tonaca interna</i>
<i>Vulnus</i>	<i>Blessure</i>	<i>Wunde</i>	<i>Ferita</i>

MORBI VENARUM.

260. Phlebitis	Phlébite	Phlebitis. <i>Syn.</i> Venentzündung	Flebitide
a. Plastica	Adhésive	Adhaesive	Addesiva
b. Suppurans	Suppuration	Eiterige	Suppurativa
261. Phlegmasia dolens	Phlegmasia alba dolens	Phlegmasia dolens	Flemmasia dolente
262. Coagula venarum fibrinosa	Concrétions fibreuses des veines	Fibrinöse Concretionen in den Venen. <i>Syn.</i> Thromben	Coaguli fibrinosi nelle vene
263. Venæ obstructæ	Obstruction	Verstopfung	Ostruzione
264. Venæ oblitteratæ	Oblitération	Obliteration	Chiusura, tura-mento
265. Phlebolithi	Phlébolithes	Venensteine	Fleboliti

256. Varicose aneurism.

Varieties :

a. Traumatic.

b. Spontaneous.

257. Cirroid aneurism. *Synonym, Arterial varix.*

258. Aneurism by anastomosis.

259. Malformations.

Return other cases of this class here according to the list at p. 239.

a. Commencement of the descending aorta (contracted or obliterated).

(1009, **Injuries of arteries.*
&c.)

*Contusion.**Laceration.*a. *Of the whole vessel.*b. *Of the outer coat.*c. *Of the inner coat.**Wound.*

DISEASES OF THE VEINS

260. Phlebitis.

Varieties :

a. Adhesive.

b. Suppurative.

261. Phlegmasia dolens.

262. Fibrinous concretions in the veins.

263. Obstruction.

264. Obliteration.

265. Phlebolithes.

* Return these among the Local Injuries under the Injuries of Vessels, and in the order here employed. (See Nos. 1009, 1013, 1043, 1057, 1072, 1087, 1095, 1119.)

LATIN Eq.	FRENCH	GERMAN	ITALIAN
266. Varices	Varices	Varicöse Venen	Vene varicose
267. Nævus vasculosus	Nævus	Naevus vascularis <i>Syn. Gefässmal</i>	Neo vascolare
268. Morbus parasiticus	Maladie parasi- taire	Parasitische Krankheit	Malattia parasi- tica
<i>Injuriae in venis</i>	<i>Blessures des veines</i>	<i>Verletzungen der Venen</i>	<i>Lesioni delle vene</i>
<i>Diruptio, sine vulnere extraneo</i>	<i>Rupture, sans bles- sure externe</i>	<i>Ruptur ohne äus- sere Wunde</i>	<i>Rottura, senza fe- rita esterna</i>
<i>Vulnus venæ cum aeris introitu</i>	<i>Blessure avec entrée de l'air</i>	<i>Venenwunde mit Lufteintritt</i>	<i>Ferita della vena, con entrata d' a- ria</i>

MORBI ORGANORUM ABSORBENTIIUM.

269. Inflammatio vaso- rum lymphifero- rum	Inflammation des lymphatiques (angeioleucite)	Entzündung der Lymphgefäße	Infiammazione de' linfatici
270. Suppuratio vaso- rum lymphifero- rum	Suppuration des lymphatiques	Vereiterung der Lymphgefäße	Suppurazione de' linfatici
271. Inflammatio glan- dularum	Inflammation des glandes	Entzündung der Lymphdrüsen	Infiammazione delle glandule
272. Suppuratio glan- dularum	Suppuration des glandes	Vereiterung der Lymphdrüsen	Suppurazione delle glandule
273. Hypertrophia glandularum	Hypertrophie des glandes	Anschwellung der Drüsen	Ipertrofia delle glandule
Amplificatio glandu- larum longa	Engorgement chro- nique	Chronische An- schwellung	Ingrossamento cronico
274. Atrophia glandu- larum	Atrophie des glandes	Atrophie der Drüsen	Atrofia delle glan- dule
275. Fistula lymphalis	Fistule lymphati- que	Lymphfistel	Fistola linfatica
<i>Corpora adventitia et concreta</i>	<i>Corps étrangers et concrétions</i>	<i>Fremde Körper und Concretio- nen</i>	<i>Corpi stranieri e coaguli</i>
276. Ductus thoracis obstructus	Obstructions du canal thoracique	Verstopfung des Ductus thoraci- cus	Ostruzione del condotto tora- cico
277. Vasa lymphifera obstructa, oblite- rata, in varices ampliata	Obstruction, ob- litération, état variqueux des lymphatiques	Obstruction, Ob- literation und Varicosität der Lymphgefäße	Ostruzione, chiu- sura e varico- sità de' vasi lin- fatici

266. Varicose veins.

267. Nævus vascularis.

268. Parasitic disease.

(Return cases of this class according to the list
at p. 232. Nos. 28, 30.)

(1009, * *Injuries of veins.*
&c.)

Rupture, without external wound.

Wound of vein, with entrance of air.

DISEASES OF THE ABSORBENT SYSTEM.

Register those diseases printed here in *Italics*, not under this heading, but at
the place referred to in each instance by number.

269. Inflammation of lymphatics.

270. Suppuration „

271. Inflammation of glands.

272. Suppuration „

273. Hypertrophy „

a. Chronic enlargement of glands.

274. Atrophy of glands.

275. Lymphatic fistula.

(1142.) *Foreign bodies and concretions.*

276. Obstruction of the thoracic duct.

Note.—The cause of the obstruction should be
stated.

277. Obstruction, obliteration and varicosity of lymphatics.

* Return these among the Local Injuries, under the Injuries of Vessels, and
in the order here employed. (See Nos. 1009, 1013, 1043, 1057, 1072, 1087,
1095, 1119.)

LATIN EQ.	FRENCH	GERMAN	ITALIAN
278. Vasa lymphifera rupta	Rupture des lymphatiques	Ruptur der Lymphgefäße	Crepatura de' linfatici
<i>Inguen syphiliticum</i>	<i>Bubon syphilitique</i>	<i>Syphilitischer Bubo</i>	<i>Bubone sifilitico</i>
<i>Inflammatio syphilitica glandularum</i>	<i>Inflammation syphilitique des glandes</i>	<i>Syphilitische Entzündung der Drüsen</i>	<i>Inflamrazione sifilitica delle glandule</i>
<i>Carcinoma</i>	<i>Cancer</i>	<i>Krebs</i>	<i>Cancro</i>
<i>Morbus strumous glandularum</i>	<i>Maladie scrofuleuse des glandes</i>	<i>Scrophulöse Krankheit der Drüsen</i>	<i>Malattia scrofolosa delle glandule</i>
<i>Suppuratio</i>	<i>Suppuration</i>	<i>Vereiterung</i>	<i>Suppurazione</i>
<i>Vulnus vasorum lymphiferorum</i>	<i>Blessure des lymphatiques</i>	<i>Wunde der Lymphgefäße</i>	<i>Ferita de' linfatici</i>

MORBI GLANDULARUM BRONCHIALIUM.

<i>Inflammatio</i>	<i>Inflammation</i>	<i>Entzündung</i>	<i>Inflamrazione</i>
<i>Abscessus</i>	<i>Abcès</i>	<i>Abscess</i>	<i>Ascesso</i>
<i>Amplificatio</i>	<i>Engorgement</i>	<i>Vergrößerung. Anschwellung</i>	<i>Dilatazione</i>
<i>Carcinoma</i>	<i>Cancer</i>	<i>Krebs</i>	<i>Cancro</i>
<i>Tumores non maligni</i>	<i>Tumeurs non malignes</i>	<i>Gutartige Geschwülste</i>	<i>Tumori non-maligni</i>
<i>Tubercula</i>	<i>Tubercule</i>	<i>Tuberkel</i>	<i>Tubercoli</i>

MORBI GLANDULARUM CÆCARUM.

MORBI GLANDULÆ THYROIDIS.

279. <i>Inflammatio</i>	<i>Inflammation</i>	<i>Entzündung</i>	<i>Inflamrazione</i>
a. <i>Acuta</i>	<i>Aiguë</i>	<i>Acute</i>	<i>Acuta</i>
b. <i>Longa</i>	<i>Chronique</i>	<i>Chronische</i>	<i>Cronica</i>
280. <i>Bronchocele</i>	<i>Goître</i>	<i>Kropf. Syn. Struma</i>	<i>Gozzo</i>
281. <i>Cystis</i>	<i>Kyste</i>	<i>Cyste</i>	<i>Ciste</i>
282. <i>Bronchocele exophthalmica</i>	<i>Goître exophthalmique</i>	<i>Klotzaugenkropf. Syn. Basedow'sche Krankheit</i>	<i>Broncocale esofthalmico</i>
283. <i>Bronchocele pulsans</i>	<i>Bronchocèle pulsatif</i>	<i>Pulsirender Kropf</i>	<i>Broncocale pulsante</i>
<i>Carcinoma</i>	<i>Cancer</i>	<i>Krebs</i>	<i>Cancro</i>

278. Bursting of lymphatics.

(43¹.) *Syphilitic bubo.*

(43¹.) *Syphilitic inflammation of glands.*

(44¹.) *Cancer.*

(49¹.) *Scrofulous disease of glands.*

(49¹.) *Suppuration.*

(1143.) *Wound of lymphatics.*

DISEASES OF THE BRONCHIAL GLANDS.

(340.) *Inflammation.*

(341.) *Abscess.*

(342.) *Enlargement.*

(44¹.) *Cancer.*

(343.) *Non-malignant tumours.*

(49¹.) *Tubercle.*

DISEASES OF DUCTLESS GLANDS.

Register those diseases printed here *in italics*, not under this heading, but at the place referred to in each instance by number.

DISEASES OF THE THYROID GLAND.

279. Inflammation.

a. Acute.

b. Chronic.

280. Goître. *Definition*: Enlargement of the thyroid gland endemic in certain mountainous districts, but not limited to them.

281. Cyst.

282. Exophthalmic bronchocele. *Definition*: Enlargement, with vascular turgescence, of the thyroid gland, accompanied by protrusion of the eyeballs, anæmia, and palpitation.

283. Pulsating bronchocele.

(44¹.) *Cancer.*

MORBI GLANDULÆ THYMI.

LATIN EQ.	FRENCH	GERMAN	ITALIAN
284. Hypertrophia <i>Carcinoma</i>	Hypertrophie <i>Cancer</i>	Hypertrophie <i>Krebs</i>	Ipertrofia <i>Cancro</i>
285. Tumores non ma- ligni	Tumeurs bénignes	Gutartige Ge- schwülste	Tumori non-ma- ligni

MORBI CAPSULARUM SUPRARENALIUM.

<i>Carcinoma</i>	<i>Cancer</i>	<i>Krebs</i>	<i>Cancro</i>
<i>Degeneratio tuber- culosa</i>	<i>Dégénérescence tuberculeuse</i>	<i>Tuberculöse Af- fection</i>	<i>Degenerazione tu- bercolosa</i>
286. Morbus Addisoni. <i>Idem valent</i>	Maladie d'Addi- son. <i>Syn. Me-</i>	Addison'sche Krankheit.	Malattia dell' Ad- dison. <i>Sin.</i>
Cutis ærea, Me- lasma Addisoni	lasma Addisonii	<i>Syn. Melasma Addisonii</i>	Melasma dell' Addison

MORBI SPIRITUS ORGANORUM.

MORBI SPIRITUS ORGANORUM NON PRIVATIM SINGULORUM.

287. Asthma ex fœni- sicio	Fièvre de foin	Heu-Asthma	Asma dei mie- titori
<i>Catarrhus epide- micus</i>	<i>Grippe</i>	<i>Grippe. Syn. In- fluenza</i>	<i>Influenza</i>
<i>Pertussis</i>	<i>Coqueluche</i>	<i>Keuchhusten</i>	<i>Tosse convulsa</i>
288. Angina trachealis	Croup	Croup. <i>Syn. Häu- tige Bräune</i>	Laringitide mem- branacea
<i>Diphtheria</i>	<i>Diphthérie</i>	<i>Diphtheritis</i>	<i>Difteritide</i>
<i>Asphyxia</i>	<i>Asphyxie</i>	<i>Asphyxie</i>	<i>Asfissia</i>

MORBUS NARIUM.

289. Gravedo. <i>Idem</i> <i>valet</i> Catarrhus narium	Coryza. <i>Syn. Ca- tarrhe nasal.</i>	Schnupfen	Coriza
---	---	-----------	--------

MORBI LARYNGIS.

290. Inflammatio epi- glottidis	Inflammation de l'épiglotte	Entzündung der Epiglottis	Infiammazione dell' epiglottide
291. Exulceratio epi- glottidis	Ulcération de l'é- piglotte	Geschwürsbil- dung der Epi- glottis	Ulcerazione dell' epiglottide
292. Catarrhus laryn- gis	Catarrhe laryngé	Catarrh des Kehl- kopfs	Catarro laringeo

DISEASES OF THE THYMUS GLAND.

284. Hypertrophy.

(44¹.) *Cancer*.

285. Non-malignant tumours.

Return such tumours here according to the
list at p. 19.

DISEASES OF THE SUPRA-RENAL CAPSULES.

(44¹.) *Cancer*.(49¹.) *Tubercular degeneration*.

286. Addison's disease. *Synonyms*, Bronzed skin. Melasma
Addisoni. *Definition*: Disease of the supra-renal
capsules, with discoloration of the skin.

DISEASES OF THE RESPIRATORY SYSTEM.

Register those diseases printed here in *Italics* not under this heading but at
the place referred to in each instance by number.

DISEASES OF THE RESPIRATORY SYSTEM NOT STRICTLY
LOCAL.

287. Hay asthma.

(22.) *Influenza*.(20.) *Hooping cough*.

288. Croup.

(19.) *Diphtheria*.(995.) **Asphyxia*.

DISEASE OF THE NOSTRILS.†

289. Coryza. *Synonym*, Nasal catarrh.

DISEASES OF THE LARYNX.

290. Inflammation of the epiglottis.

291. Ulceration of the epiglottis.

292. Laryngeal catarrh.

* When the cause of this affection has been ascertained, the case should
be returned under the head of the primary disease, the secondary affection
being also specified.

† For the diseases of the nose, see p. 55.

LATIN EQ.	FRENCH	GERMAN	ITALIAN
293. Laryngitis	Laryngite	Entzündung des Kehlkopfs	Laringitide
<i>a. Acuta</i>	Aiguë	Acute	Acuta
<i>b. Longa</i>	Chronique	Chronische	Cronica
294. Ulcus	Ulcère	Geschwür	Ulcera
<i>Ex syphilide</i>	<i>Syphilitique</i>	<i>Syphilitisches</i>	<i>Sifilitica</i>
<i>Ex phthisi</i>	<i>Tuberculeux</i>	<i>Tuberculöses</i>	<i>Tubercolosa</i>
295. Abscessus	Abcès	Abscess	Ascesso
296. Œdema glottidis	Œdème de la glotte	Oedem der Glottis.	Edema della glottide
297. Necrosis cartilagineum	Nécrose des cartilages	Necrose des Knorpels	Necrosi delle cartilagini
298. Coarctatio	Rétrécissement	Verengerung	Contrazione
<i>Carcinoma epitheliosum</i>	<i>Cancer épithélial</i>	<i>Epithelialkrebs</i>	<i>Cancro epiteliiale</i>
299. Tuber verrucosum	Verrue	Warzige Geschwulst	Escrescenza verrucosa
300. Polypus	Polype	Polyp	Polipo
301. Cystis	Kyste	Cyste	Ciste
301*. Deformitates ingenitæ	Vices de conformation	Missbildungen	Vizi di conformazione
<i>Injurie</i>	<i>Blessures</i>	<i>Verletzungen</i>	<i>Lesioni</i>
<i>Corpora adventitia in larynge</i>	<i>Corps étrangers</i>	<i>Fremde Körper im Kehlkopf</i>	<i>Corpi stranieri nella laringe</i>
302. Aphonia	Aphonie	Stimmlosigkeit	Afonia
303. Paralysis glottidis	Paralysie de la glotte	Lähmung der Glottis	Paralisi della glottide
304. Spasmus glottidis	Spasme de la glotte	Krampf der Glottis	Spasmo della glottide
<i>Laryngismus stridulus</i>	<i>Laryngismus stridulus</i>	<i>Laryngismus stridulus</i>	<i>Laringismo stridulo</i>

MORBI TRACHEÆ ET BRONCHIORUM.

305. Catarrhus bronchiorum	Catarrhe bronchique	Bronchialcatarrh	Catarro bronchiale
----------------------------	---------------------	------------------	--------------------

293. Laryngitis.

a. Acute.

b. Chronic.

294. Ulcer.

Note.—When chronic laryngitis, ulcer of the larynx, or necrosis of cartilage (see below), is due to phthisis or syphilis, the terms

(43¹.)*Syphilitic* or(49¹.)*Phthisical*

should be prefixed to the designation of the disease, and the case ought to be returned under the head of the primary affection.

295. Abscess.

296. Œdema of the glottis.

297. Necrosis of cartilage (see the previous Note).

298. Contraction.

(44^{1c}.) *Epithelial cancer.*

299. Warty growth.

300. Polypus.

301. Cyst.

301*. Malformations

Return such cases here according to the list at p. 239.

(992, *Injuries.*

1039.)

(1044.) *Foreign bodies in the larynx.*

302. *Aphonia.

303. *Paralysis of the glottis.

304. *Spasm of the glottis.

(96.) *Laryngismus stridulus.*

DISEASES OF THE TRACHEA AND BRONCHI.

305. Bronchial catarrh.

* When the cause of this affection has been ascertained, the case should be returned under the head of the primary disease, the secondary affection being also specified.

LATIN EQ.	FRENCH	GERMAN	ITALIAN
306. Bronchitis	Bronchite	Bronchitis	Bronchitide
<i>a. Acuta</i>	Aiguë	Acute	Acuta
<i>b. Longa</i>	Chronique	Chronische	Cronica
307. Ulcus	Ulcère	Geschwür	Ulcera
308. Plasmata bronchi- orum	Bronchite pseudo- membraneuse	Abdrücke der Bronchialröh- ren	Getti membranosi de' tubi bron- chiali
309. Necrosis cartila- ginum tracheæ	Nécrose des car- tilages de la trachée	Necrose der Knor- pel der Trachea	Necrosi delle car- tilagini della trachea
<i>Necrosis syphilitica</i>	<i>Syphilitique</i>	<i>Syphilitische</i>	<i>Sifilitica</i>
<i>Necrosis phthisica</i>	<i>Tuberculeuse</i>	<i>Tuberculöse</i>	<i>Tuberculosa</i>
310. Dilatio	Dilatation	Erweiterung	Dilatazione
311. Coarctatio	Rétrécissement	Verengerung	Ristringimento
<i>Carcinoma</i>	<i>Cancer</i>	<i>Krebs</i>	<i>Cancro</i>
312. Tumores non ma- ligni	Tumeurs non ma- lignes	Gutartige Ge- schwülste	Tumori non-ma- ligni
<i>Tubercula</i>	<i>Tubercule</i>	<i>Tuberkel</i>	<i>Tubercoli</i>
313. Morbus parasi- ticus	Maladie parasi- tique	Parasitische Krankheit	Malattia parasi- tica
313*. Deformitates in- genitæ	Vices de confor- mation	Missbildungen	Vizi di conforma- zione
<i>Corpora adventi- tia in bronchiis</i>	<i>Corps étrangers</i>	<i>Fremde Körper in den Bronchien</i>	<i>Corpi stranieri ne' bronchi</i>
314. Asthma	Asthme	Asthma	Asma

MORBI PULMONIS.

315. Peripneumonia	Pneumonie	Lungenentzündung. <i>Syn.</i> Pneumonie	Pneumonitide
<i>a. V.-Lobularis</i>	Lobulaire	Lobuläre	Lobolare
316. Abscessus	Abcès	Abscess	Ascesso
<i>Inflammatio pyæ- mica et abscessus</i>	<i>Inflammation pio- hémique</i>	<i>Pyæmische Ent- zündung und Abscess</i>	<i>Infiammazione piemica</i>
317. Gangræna	Gangrène	Brand. <i>Syn.</i> Gan- grän	Gangrena

306. Bronchitis.

a. Acute.*b.* Chronic.

307. Ulcer.

308. *Casts of the bronchial tubes.

309. Necrosis of the cartilages of the trachea.

Note.—When this affection is due to phthisis or syphilis, the terms

(43¹.) *Syphilitic* or(49¹.) *Phthisical*

should be prefixed to the designation of the disease, and the case ought to be returned under the head of the primary affection.

310. Dilatation.

311. Contraction.

(44¹.) *Cancer*.

312. Non-malignant tumours.

Return such tumours here according to the list at p. 19.

(49¹.) *Tubercle*.

313. Parasitic disease.

Return cases of this class according to the list at p. 232 (No. 7).

313*. Malformations.

Return such cases here according to the list at p. 239.

(1044.) *Foreign bodies in the bronchi*.

314. Asthma.

DISEASES OF THE LUNG.

315. Pneumonia.

*Variety :**a.* Lobular.

Note.—The term *Secondary* has been applied to Pneumonia when it occurs as a complication of some other disease: such cases ought to be returned under the head of the primary affection.

316. Abscess.

(31.) *Pyæmic inflammation and abscess*.

317. Gangrene.

* When the cause of this affection has been ascertained, the case should be returned under the head of the primary disease, the secondary affection being also specified.

LATIN Eq.	FRENCH	GERMAN	ITALIAN
318. Congestio passiva	Congestion pas- sive	Passive Con- gestion	Congestione pas- siva
a. Hæmoptysis	Hæmoptysie	Bluthusten	Emottisia
319. Hæmorrhagia pul- monalis	Apoplexie pulmo- naire. <i>Syn.</i>	Blutaustritt in die Lunge. <i>Syn.</i>	Stravaso pulmo- nale. <i>Sin.</i> Apo- plessia pulmo- nale
<i>Idem valet</i> Apo- plexia pulmonalis	Pneumo-hémor- rhagie	Apoplexie der Lunge	
a. Hæmoptysis	Hæmoptysie	Bluthusten	Emottisia
320. Œdema	Œdème	Oedem	Edema
321. Cirrhosis	Cirrhose	Cirrhose	Cirrosi
322. Emphysema	Emphyseme	Emphysem	Emfisema
a. Vesiculare	Vésiculaire	Vesiculäres	Vesiculare
b. Interlobulare	Interlobulaire	Interlobuläres	Interlobulare
323. Imperfecta expli- catio	Atélectasie	Atelectase	Atelettasia
324. Collapsio	Collapsus	Collaps	Collasso
<i>Deposita ex syphi- lide</i>	<i>Dépôt syphilitique</i>	<i>Syphilitische Ab- lagerung</i>	<i>Deposito sifilitico</i>
<i>Carcinoma</i>	<i>Cancéreux</i>	<i>Krebs</i>	<i>Cancro</i>
<i>Phthisis</i>	<i>Tuberculeux</i>	<i>Phthisis. Syn. Schwindsucht</i>	<i>Tise cronica pol- monale</i>
<i>Tubercula milia- ria acuta</i>	<i>Granulation mi- liaire</i>	<i>Acute Miliartu- berculose</i>	<i>Tubercolosi acuta miliare</i>
325. Phthisis peripneu- monica acuta	Phthisie pneumo- nique aiguë	Acute pneumo- nische Phthisis	Tise acuta pneu- monitica
326. Phthisis peripneu- monica longa	Phthisie pneu- monique chro- nique	Chronische pneu- monische Phthisis	Tise cronica pneu- monitica
327. Morbus parasiticus	Maladie parasi- tique	Parasitische Krankheit	Mallatie parasi- tiche
327*. Deformitates ingenitæ	Vices de confor- mation	Missbildungen	Vizi di conforma- zione
<i>Injurie</i>	<i>Blessures</i>	<i>Verletzungen</i>	<i>Lesioni</i>
<i>Corpora adventitia</i>	<i>Corps étrangers</i>	<i>Fremde Körper</i>	<i>Corpi stranieri</i>
328. Phthisis fabrum molariorum	Phthisie des tra- vailleurs à la pierre de grés	Schwindsucht der Mühlsteinar- beiter	Tise degli scal- pellini
329. Asthma cultrario- rum	Phthisie des aiguï- seurs	Asthma der Schleifer	Asma degli arro- tini
330. Asthma metalla- riorum	Asthme des mi- neurs	Asthma der Berg- leute	Asma de' mina- tori

MORBI PLEURÆ.

331. Pleuritis	Pleurésie	Pleuritis. <i>Syn.</i> Rippenfellent- zündung	Pleuritide
----------------	-----------	---	------------

318. *Passive congestion.
 a. *Hæmoptysis.
319. *Pulmonary extravasation. *Synonym*, Pulmonary apoplexy.
 a. *Hæmoptysis.
320. *Œdema.
321. Cirrhosis.
322. Emphysema.
 a. Vesicular.
 **b.* Interlobular.
323. Atelectasis. *Definition*: Imperfect expansion of the lung, in a new-born child.
324. *Collapse.
- (43¹.) *Syphilitic deposit.*
- (44¹.) *Cancer.*
- (49¹.) *Phthisis.*
- (49¹.) *Acute miliary tuberculosis.*
325. Acute pneumonic phthisis.
326. Chronic pneumonic phthisis.
327. Parasitic disease.
 Return cases of this class according to the list at p. 233 (Nos. 14, 22).
- 327*. Malformations.
 Return such cases here according to the list at pp. 239, 245.
- (1054, *Injuries.*
 1058.)
- (1044.) *Foreign bodies.*
328. Millstone makers' phthisis.
329. Grinders' asthma.
330. Miners' asthma.

DISEASES OF THE PLEURA.

331. Pleurisy.

* When the cause of this affection has been ascertained, the case should be returned under the head of the primary disease, the secondary affection being also specified.

LATIN Eq.	FRENCH	GERMAN	ITALIAN
332. Pleuritis longa	Pleurésie chroni- que	Chronische Pleu- ritis	Pleuritide cronica
333. Empyema	Empyème	Empyem	Empiema
334. Adhærentia	Adhérences	Adhaesionen. <i>Syn.</i> Verwachsungen	Aderenze
335. Hydrothorax	Hydrothorax	Hydrothorax <i>Syn.</i> Brustwas- sersuch	Idrotorace
336. Pneumothorax <i>Carcinoma</i>	Pneumothorax <i>Cancer</i>	Pneumothorax <i>Krebs</i>	Pneumotorace <i>Cancro</i>
337. Tumores non ma- ligni <i>Pleuritis tubercu- losa</i> <i>Injuriae</i>	Tumeurs non ma- lignes <i>Pleurésie tuber- culeuse</i> <i>Blessures</i>	Gutartige Ge- schwülste <i>Tuberculöse</i> <i>Pleuritis</i> <i>Verletzungen</i>	Tumori non-ma- ligni <i>Pleuritide tuber- colosa</i> <i>Lesioni</i>

MORBI MEDIASTINI.

338. Abscessus <i>Carcinoma</i>	Abcès <i>Cancer</i>	Abscess <i>Krebs</i>	Ascesso <i>Cancro</i>
339. Tumores non ma- ligni <i>Morbi glandulæ thymi</i>	Tumeurs non ma- lignes <i>Maladies du thy- mus</i>	Gutartige Ge- schwülste <i>Krankheiten der Thymus</i>	Tumori non-ma- ligni <i>Malattie della glandula timo</i>

MORBI GLANDULARUM BRONCHIALIUM.

340. Inflammatio	Inflammation	Entzündung	Infiammazione
341. Abscessus	Abcès	Abscess	Ascesso
342. Amplificatio <i>Carcinoma</i>	Engorgement <i>Cancer</i>	Vergrößerung Anschwellung <i>Krebs</i>	Aumento di vo- lume <i>Cancro</i>
343. Tumores non ma- ligni <i>Tubercula</i>	Tumeurs non ma- lignes <i>Tubercule</i>	Gutartige Ge- schwülste <i>Tuberkel</i>	Tumori non- maligni <i>Tubercolo</i>

332. Chronic pleurisy.
333. Empyema.
334. Adhesions, including thickening and ossification.
335. *Hydrothorax. *Definition* : Passive dropsy of the pleura.
336. Pneumothorax.
- (44¹.) *Cancer*.
337. Non-malignant tumours.
Return such tumours here according to the
list at p. 19.
- (49¹.) *Tubercular pleurisy*.
- (1053 *Injuries*
-54.)

DISEASES OF THE MEDIASTINUM.

338. Abscess.
- (44¹.) *Cancer*.
339. Non-malignant tumours.
Return such tumours here according to the
list at p. 19.
- (284 *Diseases of the thymus gland*.
-5.)

DISEASES OF THE BRONCHIAL GLANDS.

340. Inflammation.
341. Abscess.
342. Enlargement.
- (44¹.) *Cancer*.
343. Non-malignant tumours.
Return such tumours here according to the
list at p. 19.
- (49¹.) *Tubercle*.

* When the cause of this affection has been ascertained, the case should be returned under the head of the primary disease, the secondary affection being also specified.

MORBI CONCOCTIONIS APPARATUS.

MORBI LABRORUM.

LATIN EQ.	FRENCH	GERMAN	ITALIAN
344. Ulcus <i>Ulcus syphiliticum</i>	Ulcère <i>Ulcère Syphilitique</i>	Geschwür <i>Syphilitisches Geschwür</i>	Ulcera <i>Ulcera sifilitica</i>
345. Fissuræ <i>Carcinoma</i> <i>Hypertrophia strumosa</i>	Fissures <i>Cancer</i> <i>Hypertrophie scrofuleuse</i>	Risse. <i>Syn.</i> Fissuren <i>Krebs</i> <i>Scrophulöse Hypertrophie</i>	Fissure <i>Cancro</i> <i>Ipertrofia scrofolosa</i>
346. Cystis	Kyste	Cyste	Ciste
347. Deformitates ingentæ <i>a. Labrum leporinum</i>	Vices de conformation Bec de lièvre	Missbildungen Hasenscharte	Vizi di conformazione Labbro leporino

MORBI ORIS.

348. Stomatitis	Stomatite	Stomatitis. <i>Syn.</i> Entzündung der Mundschleimhaut	Stomatitide
349. Stomatitis exulcerans	Stomatite ulcéreuse	Ulcerative Stomatitis	Stomatitide ulcerosa
350. Aphthæ. <i>Idem valet</i> Stomatitis vesiculosa	Aphtheuse	Soor. <i>Syn.</i> Schwämmchen, Aphthen	Afte
352. Abscessus buccarum	Abcès de la joue	Abscess der Wange	Ascesso della guancia
353. Gangræna oris. <i>Idem valet</i> Stomatitis gangrænosa	Gangrène de la bouche	Noma. <i>Syn.</i> Wasserkrebs	Cancro della bocca
354. Cystis buccarum	Kyste de la joue	Cyste der Wange	Ciste della guancia
355. Ranula <i>Carcinoma</i>	Grenouillette <i>Cancer</i>	Ranula <i>Krebs</i>	Ranula <i>Cancro</i>
356. Morbus parasiticus <i>a. Aphthæ parasitiæ</i>	Maladie parasitaire Muguet parasitaire	Parasitische Krankheit Parasitischer Soor	Malattia parasitica Afte parasitiche

DISEASES OF THE DIGESTIVE SYSTEM.

Register the diseases printed here in *Italics*, not under this heading, but at the place referred to in each instance by number.

DISEASES OF THE LIPS.

The affected lip ought to be specified.

- 344. Ulcer.
- (43¹.) *Syphilitic ulcer.*
- 345. Fissures.
- (44¹.) *Cancer.*
- (49¹.) *Scrofulous hypertrophy.*
- 346. Cyst.
- 347. Malformations.

Return such cases here according to the list
at p. 241.

a. Hare-lip.

DISEASES OF THE MOUTH.

Note.—Whenever any of the affections of the mouth, throat, or parts connected therewith depend on syphilis, scurvy, local irritants, or any other specific cause, the fact should be stated.

- 348. Stomatitis.
- 349. Ulcerative stomatitis.
- 350. Thrush. *Synonyms*, Aphtha, Vesicular stomatitis.
- *352. Abscess of the cheek.
- 353. Cancrum oris. *Synonym*, Gangrenous stomatitis
- 354. Cyst of the cheek.
- 355. Ranula.
- (44¹.) *Cancer.*
- 356. Parasitic disease.

a. Parasitic thrush. *Synonym*, Parasitic aphthæ.
The name of the Thrush parasite is given at p. 234, No. 45.

Return cases of this class according to the
list at p. 234. (Numbers 44, 45.)

* 351 has been accidentally omitted.

MORBI MAXILLARUM ANTRIQUE.

LATIN Eq.	FRENCH	GERMAN	ITALIAN
357. Maxillarum cohærentia ex cicatrice	Adhérences par cicatrice	Verwachsung der Kiefer durch Narbenbildung	Aderenze delle mascelle da cicatrice
358. Abscessus antri	Abcès dit maxillaire	Abscess der Kieferhöhle	Ascesso dell'antro
<i>Carcinoma</i>	<i>Cancer</i>	<i>Krebs</i>	<i>Cancro</i>
359. Tumor fibrosus	Tumeur fibreuse	Fibröse Geschwulst	Tumore fibroso
360. Tumor myelodes	Tumeur myéloïde	Myeloide Geschwulst	Tumore mieloide
361. Tumor osseus	Tumeur osseuse	Knochengeschwulst	Tumore osseo
a. Hypertrophia ossium faciei	Hypertrophie des os de la face	Hypertrophie der Gesichtsknochen	Ipertrofia delle ossa della faccia
362. Tumor cartilagineus	Tumeur cartilagineuse	Knorpelige Geschwulst	Tumore cartilagineo
363. Tumor vasculosus	Tumeur vasculaire	Gefäßgeschwulst	Tumore vascolare
364. Cystis	Kyste	Cyste	Ciste
<i>Corpora adventitia in antro</i>	<i>Corps étrangers de l'antre d'Highmore</i>	<i>Fremde Körper in der Highmorshöhle</i>	<i>Corpi stranieri nell'antro highmorianano</i>

MORBI, DEFORMITATES, INJURIÆ QUIBUS DENTES ET GINGIVÆ ET ALVEOLI OPPORTUNI.

365. Dentitio	Dentition	Zahnen	Dentizione
---------------	-----------	--------	------------

MORBI DENTIIUM IPSORUM.

366. Caries	Carie	Caries	Carie
367. Necrosis	Nécrose	Necrose	Necrosi
368. Exostosis	Exostose	Exostose	Esostosi
369. Extenuatio	Absorption	Absorption	Atrofia

MORBI MEDULLÆ DENTIIUM.

370. Irritatio	Irritation	Irritation	Irritazione
371. Inflammatio	Inflammation	Entzündung	Infiammazione
372. Exulceratio	Ulcération	Verschwärung oder Geschwürsbildung	Ulcerazione
373. Gangræna	Gangrène	Gangrän. <i>Syn.</i> Brand	Gangrena

DISEASES OF THE JAWS, INCLUDING THE ANTRUM.

The affections of the alveoli are to be returned with those of the teeth. See p. 85.

357. Adhesion of the jaws by cicatrix.

358. Abscess of the antrum.

(44¹.) *Cancer.*

359. Fibrous tumour.

360. Myeloid tumour.

361. Osseous tumour.

a. Hypertrophy of the bones of the face.

362. Cartilaginous tumour.

363. Vascular tumour.

364. Cyst.

(1016.) *Foreign bodies in the antrum.*

DISEASES, MALFORMATIONS, AND INJURIES OF THE
TEETH, GUMS, AND ALVEOLI.

365. Teething.

Note.—Any affection, such as convulsions and paralysis, induced by this condition should be specified.

DISEASES OF THE DENTAL TISSUE.

366. Caries.

367. Necrosis.

368. Exostosis.

369. Absorption.

DISEASES OF THE DENTAL PULP.

370. Irritation.

371. Inflammation.

372. Ulceration.

373. Gangrene.

MORBI PERIOSTEI DENTIIUM.

LATIN EQ.	FRENCH	GERMAN	ITALIAN
374. Carunculæ sive polypus	Granulation ou polype	Wucherung oder Polyp	Granulazione o polipo
375. Membrana in calcem conversa	Transformation calcaire	Verkalkung	Calcificazione
376. Inflammatio	Inflammation	Entzündung	Infiammazione
377. Abscessus alveolaris	Abcès	Parulis	Ascesso della gengiva
378. Diu aucta crassitudo	Épaississement chronique	Chronische Verdickung	Ingrossamento cronico
379. Inflammatio rheumatica	Inflammation rhumatismale	Rheumatische Entzündung	Infiammazione reumatica

MORBI GINGIVARUM.

380. Inflammatio	Inflammation	Entzündung	Infiammazione
381. Exulceratio	Ulcération	Verschwärung	Ulcerazione
382. Hypertrophia	Hypertrophie	Hypertrophie	Ipertrofia
383. Atrophia	Atrophie	Atrophie	Atrofia
384. Durities (infantis)	Induration	Verhärtung	Induramento (nell'infanzia)
<i>Carcinoma</i>	<i>Cancer</i>	<i>Krebs</i>	<i>Cancro</i>
385. Tumores non maligni	Tumeurs non malignes	Gutartige Geschwülste	Tumori non-maligni
a. Polypus	Polype	Polyp	Polipo
b. Tumor cartilagineus	Tumeur cartilagineuse	Knorpelige Geschwulst	Tumore cartilagineoso
c. Tumor vasculosus	Tumeur vasculaire	Gefäßgeschwulst	Tumore vascolare
386. Epulis	Épulis	Epulis	Epulide

MORBI ALVEOLORUM.

387. Inflammatio	Inflammation	Entzündung	Infiammazione
388. Necrosis	Nécrose	Necrose	Necrosi
389. Caries	Carie	Caries	Carie
390. Exostosis	Exostose	Exostose	Esostosi
391. Cystis dentigera	Kyste renfermant une dent ou plusieurs	Zahnführende Cyste	Ciste dentigera
392. Extenuatio	Absorption	Absorption	Atrofia alveolare

MORBI SINGULARES DENTIIUM PERIOSTEI, GINGIVARUM, ALVEOLORUM.

393. Inflammatio ex hydrargyro	Inflammation mercurielle	Mercurielle Entzündung	Infiammazione mercuriale
--------------------------------	--------------------------	------------------------	--------------------------

DISEASES OF THE DENTAL PERIOSTEUM.

- 374. Granulation or polypus.
- 375. Calcification.
- 376. Inflammation.
- 377. Gum-boil.
- 378. Chronic thickening.
- 379. Rheumatic inflammation.

DISEASES OF THE GUMS.

- 380. Inflammation.
- 381. Ulceration.
- 382. Hypertrophy.
- 383. Atrophy.
- 384. Induration (in infancy).

(44¹.) *Cancer.*

- 385. Non-malignant tumours.

Return such tumours here according to the list at p. 19.

- a. Polypus.
- b. Cartilaginous tumour.
- c. Vascular tumour.

- 386. Epulis.

DISEASES OF THE ALVEOLI.

- 387. Inflammation.
- 388. Necrosis.
- 389. Caries.
- 390. Exostosis.
- 391. Dentigerous cyst.

- 392. Absorption.

SPECIFIC DISEASES AFFECTING THE DENTAL PERIOSTEUM,
GUMS, OR ALVEOLI.

- 393. Mercurial inflammation.

LATIN EQ.	FRENCH	GERMAN	ITALIAN
394. Inflammatio et necrosis ex phosphoro <i>Cærulea ex plumbogingiva</i>	Inflammation et nécrose causées par le phosphore <i>Lisére bleu saturin</i>	Phosphor-Entzündung und Necrose <i>Blauer Rand durch Blei</i>	Infiammazione fosforica e necrosi <i>Gengiva plumbea</i>
<i>Scorbutus</i>	<i>Scorbut</i>	<i>Scorbut</i>	<i>Scorbuto</i>

DENTITIO INORDINATA.

395. Eruptionis tempora inusitata dentium priorum	Irrégularité dans l'époque de l'apparition des dents temporaires	Unregelmässigkeit in der Zeit des Durchtritts der Milchzähne	Irregolarità quanto al tempo della messa de' denti decidui
396. Eruptionis tempora inusitata dentium novorum	Irrégularité dans l'époque de l'apparition des dents permanentes	Unregelmässigkeit in der Zeit des Durchtritts der permanenten Zähne	Irregolarità quanto al tempo della messa de' denti permanenti
397. Positura inordinata dentium priorum	Irrégularité de position des dents temporaires	Unregelmässigkeit in der Stellung der Milchzähne	Irregolarità quanto alla posizione de' denti decidui
398. Positura inordinata dentium novorum	Irrégularité de position des dents permanentes	Unregelmässigkeit in der Stellung der permanenten Zähne	Irregolarità quanto alla posizione de' denti permanenti
399. Numerus inusitatus dentium priorum	Irrégularité de nombre des dents temporaires	Unregelmässigkeit in der Zahl der Milchzähne	Irregolarità quanto al numero de' denti decidui
400. Numerus inusitatus dentium novorum	Irrégularité de nombre des dents permanentes	Unregelmässigkeit in der Zahl der permanenten Zähne	Irregolarità quanto al numero de' denti permanenti
401. Forma inordinata dentium priorum	Irrégularité de forme des dents temporaires	Unregelmässigkeit in der Gestalt der Milchzähne	Irregolarità quanto alla forma de' denti decidui
402. Forma inordinata dentium novorum	Irrégularité de forme des dents permanentes	Unregelmässigkeit in der Gestalt der permanenten Zähne	Irregolarità quanto alla forma de' denti permanenti
403. Dentes ipsi extra ordinem evoluti	Développement anormal du tissu dentaire	Unregelmässige Entwicklung der Zahnsubstanz	Sviluppo anormale del tessuto dentale

394. Phosphoric inflammation and necrosis.

(908°.) *Blue gum from lead.*

(54.) *Scurvy.*

IRREGULAR DENTITION.

395. Irregularity in the time of eruption of the
temporary teeth.

396. " " permanent teeth.

397. Irregularity in the position of the temporary teeth.

398. " " permanent teeth.

399. Irregularity of the number of the temporary teeth.

400. " " permanent teeth.

401. Irregularity in the form of the temporary teeth.

402. " " permanent teeth.

403. Abnormal development of the dental tissue.

LATIN EQ.	FRENCH	GERMAN	ITALIAN
404. Cortex dentium extra ordinem evolutus	Développement anormal de l'émail dentaire	Unregelmässige Entwicklung des Zahnschmelzes	Sviluppo anormale dello smalto
405. Materia propria dentium extra ordinem evoluta	Développement anormal de la dentine	Unregelmässige Entwicklung der Elfenbein-substanz	Sviluppo anormale della dentina
406. Cæmentum dentium extra ordinem evolutum	Développement anormal du cément dentaire	Unregelmässige Entwicklung des Cements	Sviluppo anormale del cemento
407. Maxillarum circa alveolos extra ordinem evoluta magnitudo	Développement anormal de la portion alvéolaire des gencives en volume	Unregelmässige Entwicklung des Alveolarfortsatzes der Kiefer in Grösse	Sviluppo anormale della parte alveolare delle mascelle quanto alla grandezza
408. Forma maxillarum circa alveolos extra ordinem evoluta	Développement anormal de la portion alvéolaire des gencives en forme	Unregelmässige Entwicklung des Alveolarfortsatzes der Kiefer in Gestalt	Sviluppo anormale della parte alveolare delle mascelle quanto alla forma
409. Maxilla inferior curta	Développement incomplet de la mâchoire inférieure	Mangelhaftes Wachsthum des Unterkiefers	Sviluppo difettoso della mascella inferiore
410. Læsi extrinsecus alveoli dentium-que periosteum	Blessures des alvéoles et du périoste dentaire	Mechanische Verletzungen der Alveolen und des Zahnperiosts	Lesioni mecaniche degli alveoli e del periostio de' denti
a. Hæmorrhagia	Hémorrhagie	Haemorrhagie	Emorragia
b. Fractura	Fracture	Fractur	Frattura
411. Læsi extrinsecus dentes	Blessures des dents	Mechanische Verletzungen der Zähne	Lesioni mecaniche dei denti
a. Fractura	Fracture	Fractur	Frattura
b. Dilaceratio	Dilacération. <i>Syn. Déchirure</i>	Zerspaltung	Dilacerazione
c. Loco moti dentes	Luxation	Dislocation	Slogamento
d. Attritus	Usure	Friction	Usura

MORBI LINGUÆ.

412. Glossitis	Glossite	Zungenentzündung.	Glossitide
----------------	----------	-------------------	------------

404. Abnormal development of the enamel.
405. " " " dentine.
406. " " " cementum.
407. Abnormal development of the alveolar portions of
the jaws, in size.
408. " " " in form.
409. Defective growth of lower jaw.
410. Mechanical injuries of the alveoli and dental
periosteum.
- a.* Hæmorrhage.
- b.* Fracture.
411. Mechanical injuries of the teeth.
- a.* Fracture.
- b.* Dilaceration.
- c.* Dislocation.
- d.* Friction.

DISEASES OF THE TONGUE.

412. Glossitis.

LATIN EQ.	FRENCH	GERMAN	ITALIAN
413. Ulcus	Ulcère	Geschwür	Ulcerà
414. Ulcus apthodes	Apthe	Apthöses Geschwür	Ulcerà aftosa
415. Abscessus	Abcès	Abscess	Ascesso
416. Hypertrophia	Hypertrophie	Hypertrophie	Ipertrofia
<i>Syphilis primigenia</i>	<i>Syphilis primitive</i>	<i>Primäre Syphilis</i>	<i>Sifilide primaria</i>
<i>Syphilis secundaria</i>	<i>Syphilis secon- daire</i>	<i>Secundäre Syphilis</i>	<i>Sifilide secondaria</i>
<i>Carcinoma epitheliosum</i>	<i>Cancer épithélial</i>	<i>Epithelialkrebs</i>	<i>Cancro epiteliale</i>
417. Tumor vasculosus	Tumeur vasculaire	Gefäßgeschwulst	Tumore vascoloso
418. Lingua frenata	Filet	Anwachsung der Zunge	Brevità del frenulo
<i>Paralysis</i>	<i>Paralysie</i>	<i>Lähmung</i>	<i>Paralisi</i>

MORBI FAUCIUM ET PALATI.

419. Dolor faucium	Mal de gorge	Halsweh	Angina delle fauci
420. Resolutio faucium	Relâchement	Erschlaffung der Fauces	Rilassatezza delle fauci
421. Fauces ulcerosæ	Ulcérations	Geschwürige Halsentzündung	Angina ulcerosa
422. Cynanche tonsillaris	Esquinancie	Angina tonsillaris. <i>Syn.</i> Parenchymatöse und phlegmonöse Entzündung des Rachens	Angina tonsillare
423. Inflammatio tonsillarum	Amygdalite	Entzündung der Mandeln	Tonsillitide
424. Angina putris. <i>Idem valet Cynanche maligna</i>	Angine gangréneuse. <i>Syn.</i> — maligne	Angina maligna oder gangraenosa	Angina maligna
<i>Diphtheria</i>	<i>Diphthérie</i>	<i>Diphtheritis</i>	<i>Difterite</i>
425. Tonsillæ intumescences	Hypertrophie des amygdales	Hypertrophie der Tonsillen	Tonsille ipertrofiche
<i>Carcinoma tonsillarum</i>	<i>Cancer des amygdales</i>	<i>Krebs der Tonsillen</i>	<i>Cancro delle tonsille</i>

- 413. Ulcer.
- 414. Aphthous ulcer.
- 415. Abscess.
- 416. Hypertrophy.
- (43¹A.) *Primary syphilis.*
- (43¹B.) *Secondary syphilis.*
- (44¹.) *Cancer.*
- 417. Vascular tumour.
- 418. Tongue-tie.
- (89.) **Paralysis.*

DISEASES OF THE FAUCES AND PALATE.

- 419. Sore throat.
- 420. Relaxed throat.
- 421. Ulcerated throat.
- 422. Quinsy. *Synonym, Cynanche tonsillaris.*
- 423. Tonsillitis.
- 424. Sloughing sore throat. *Synonyms, Putrid sore throat.*
Cynanche maligna.
Note—This affection must be distinguished from
malignant scarlet fever.
- (19.) *Diphtheria.*
- 425. Enlarged tonsils.
- (44¹.) *Cancer of the tonsils.*

* When the cause of this affection has been ascertained, the case should be returned under the head of the primary disease, the secondary affection being also specified.

LATIN Eq.	FRENCH	GERMAN	ITALIAN
<i>Morbus strumousus tonsillarum</i>	<i>Scrofule</i>	<i>Scrophulöse Krankheit der Tonsillen</i>	<i>Malattia scrofolosa delle tonsille</i>
426. Uva descendens	Élongation de la luette	Verlängerung des Zäpfchens	Ugola allungata
427. Palatum perforatum	Perforation du palais	Perforation des Gaumens	Perforazione del palato
428. Strictura faucium	Rétrécissement de gosier	Strictur oder Verengerung der Fauces	Ristringimento delle fauci
<i>Mala syphilitica faucium et tonsillarum</i>	<i>Affections syphilitiques du gosier et des amygdales</i>	<i>Syphilitische Affection der Fauces und Tonsillen</i>	<i>Malattia sifilitica delle fauci e delle tonsille</i>
<i>Carcinoma</i>	<i>Cancer</i>	<i>Krebs</i>	<i>Cancro</i>
429. Tumores non maligni	Tumeurs non malignes	Gutartige Geschwülste	Tumori non-maligni
a. Tumor fibrocellulosus	Fibro-cellulaire	Fibröse	Fibrocelluloso
b. Tumor fibrocysticus	Fibro-cystique	Fibrocystische	Fibrocistico
430. Deformitates ingenitæ	Vices de conformation	Missbildungen	Visi di conformazione
a. Palatum fissum	Division du palais	Wolfsrachen	Palato fesso

MORBI PHARYNGIS.

431. Pharyngitis	Pharyngite	Schlundentzündung	Faringitide
432. Ulcus	Ulcère	Geschwür	Ulcera
a. In summo	Ulcère superficiel	Oberflächliches	Ulcera superficiale
b. Perforans	Ulcère perforant	Perforirendes	„ perforante
433. Abscessus	Abcès	Abscess	Ascesso
434. Sphacelus	Escharre	Gangrän	Gangrena
435. Palatum molle adhærens	Adhèrence du palais	Verwachsung des weichen Gaumens	Aderenza del palato molle
436. Dilatatio	Dilatation	Erweiterung	Dilatazione
<i>Vitia syphilitica</i>	<i>Affection syphilitique</i>	<i>Syphilitische Affection</i>	<i>Malattie sifilitiche</i>
<i>Carcinoma</i>	<i>Cancer</i>	<i>Krebs</i>	<i>Cancro</i>
<i>Injurie exedentium</i>	<i>Lésions par substances corrosives</i>	<i>Verletzung durch ätzende Substanzen</i>	<i>Lesioni prodotte da sostanze corrosive</i>
<i>Corpora adventitia</i>	<i>Corps étrangers</i>	<i>Fremde Körper</i>	<i>Corpi stranieri</i>
<i>Paralysis</i>	<i>Paralytique</i>	<i>Lähmung</i>	<i>Paralisi</i>

(49¹.) *Scrofulous disease of the tonsils.*

426. Elongated uvula.

427. Perforation of the palate.

428. Stricture of the fauces.

(43¹.) *Syphilitic affection of the fauces and tonsils.*

(44¹.) *Cancer.*

429. Non-malignant tumours.

Return such tumours here according to the
list at p. 19.

a. Fibro-cellular tumour.

b. Fibro-cystic tumour.

430. Malformations.

Return such cases here according to the list
at p. 241.

a. Cleft palate.

DISEASES OF THE PHARYNX.

431. Pharyngitis.

432. Ulcer.

a. Superficial ulcer.

b. Perforating ulcer.

433. Abscess.

434. Sloughing.

435. Adhesion of the soft palate.

436. *Dilatation.

(43¹.) *Syphilitic affection.*

(44¹.) *Cancer.*

(1047.) *Injury by corrosive substances.*

(1045.) *Foreign bodies.*

(89.) **Paralysis.*

* When the cause of this affection has been ascertained, the case should be returned under the head of the primary disease, the secondary affection being also specified.

MORBI GLANDULARUM SALIVOSARUM.

LATIN EQ.	FRENCH	GERMAN	ITALIAN
437. Inflammatio	Inflammation	Entzündung	Infiammazione
438. Saliva frequens. <i>Idem valet Pty-</i> <i>alismus</i>	Salivation	Speichelfluss	Sialismo o Sali- vazione
439. Abscessus	Abcès	Abscess	Ascesso
440. Fistula salivosa <i>Parotides</i>	Fistule salivaire <i>Oreillons</i>	Speichelfistel <i>Mumps. Syn.</i> <i>Ziegenpeter</i>	Fistola salivale <i>Parotitide o orec-</i> <i>chioni</i>
<i>Carcinoma</i>	<i>Cancer</i>	<i>Krebs</i>	<i>Cancro</i>
441. Tumores non ma- ligni	Tumeurs non malignes	Gutartige Ge- schwülste	Tumori non-ma- ligni
442. Calculus salivus	Calcul salivaire	Speichelstein	Calcolo salivale

MORBI ŒSOPHAGI.

443. Œsophagitis	Œsophagite	Entzündung der Speiseröhre	Esofagitide
444. Exulceratio	Ulcération	Verschwärung	Ulcerazione
445. Œsophagus perfo- ratus	Perforation	Perforation	Perforazione
446. Strictura <i>Carcinoma</i> <i>Corpora adventitia</i>	Rétrécissement <i>Cancer</i> <i>Corps étrangers</i>	Strictur <i>Krebs</i> <i>Fremde Körper</i>	Ristringimento <i>Cancro</i> <i>Corpi stranieri</i>
447. Deformitates inge- nitæ <i>Injuria exeden-</i> <i>tium</i> <i>Paralysis</i>	Vices de confor- mation <i>Lésion par sub-</i> <i>stances corro-</i> <i>sives</i> <i>Paralysis</i>	Missbildungen <i>Verletzung durch</i> <i>ätzende Sub-</i> <i>stanzen</i> <i>Lähmung</i>	Vizi di conforma- zione <i>Lesioni prodotte</i> <i>da sostanze cor-</i> <i>rosive</i> <i>Paralisi</i>
448. Devorandi diffi- cultas	Dysphagie	Dysphagie. <i>Syn.</i> Schlingbe- schwerde	Disfagia

MORBI VENTRICULI.

449. Inflammatio	Gastrite	Magenentzün- dung.	Gastritide
<i>a. Ex venenis irritanti-</i> <i>bus</i>	<i>Par empoisonne-</i> <i>ment</i>	<i>Von irritirenden</i> <i>Giften</i>	<i>Da veleni irritanti</i>

DISEASES OF THE SALIVARY GLANDS.

437. Inflammation.
 438. *Salivation. *Synonym, Ptyalism.*
439. Abscess.
 440. Salivary fistula.
 (21.) *Mumps.*
- (44¹.) *Cancer.*
 441. Non-malignant tumours.
 Return such tumours here according to the
 list at p. 19.
442. Salivary calculus.

DISEASES OF THE ŒSOPHAGUS.

443. Œsophagitis.
444. Ulceration.
 445. *Perforation.
446. *Stricture.
 (44¹.) *Cancer.*
 (1046.) *Foreign bodies.*
447. Malformations.
 Return such cases here according to the list
 at p. 239.
- (1047.) *Injury by corrosive substances.*
 (89.) **Paralysis.*
448. Dysphagia.

DISEASES OF THE STOMACH.

449. Gastritis.
- (906, &c.) *a. From irritant poisons.*
 For the list of poisons, see p. 177.

* When the cause of this affection has been ascertained, the case should be returned under the head of the primary disease, the secondary affection being also specified.

LATIN Eq.	FRENCH	GERMAN	ITALIAN
450. Ulcus longum	Ulcère chronique	Chronisches Geschwür	Ulceri cronica
451. Hæmatemesis	Hématémèse	Bluterbrechen	Ematemesi
452. Ventriculus perforatus	Perforation	Perforation	Perforazione
453. Dilatatio	Dilatation	Erweiterung	Dilatazione
454. Strictura	Rétrécissement	Strictur	Ristringimento
455. Fistula	Fistule gastrique	Magenfistel	Fistola gastrica
456. Hernia	Hernie	Bruch	Ernia
<i>Carcinoma</i>	<i>Cancer</i>	<i>Krebs</i>	<i>Cancro</i>
<i>Morbus collodes</i>	<i>Colloïde</i>	<i>Colloid</i>	<i>Colloide</i>
457. Tumores non maligni	Tumeurs non malignes	Gutartige Geschwülste	Tumori non maligni
458. Morbus parasiticus	Maladie parasitaire	Parasitische Krankheit	Malattie parassitiche
<i>Injurie</i>	<i>Blessures</i>	<i>Verletzungen</i>	<i>Lesioni</i>
<i>Corpora adventitia</i>	<i>Corps étrangers</i>	<i>Fremde Körper</i>	<i>Corpi stranieri</i>
459. Laceratio	Déchirure	Zerreissung	Lacerazione
460. Dyspepsia	Dyspepsie	Dyspepsie	Dispepsia
461. Gastrodynia	Gastrodynie	Gastrodynie. <i>Syn.</i> Cardialgie	Gastrodinia
462. Pyrosis	Pyrosis	Sodbrennen	Pirosi
463. Vomitus	Vomissement	Erbrechen	Vomito

MORBI INTESTINORUM.

464. Enteritis	Entérite	Enteritis	Enteritide
465. Inflammatio cæci intestini	Typhlite	Blinddarm-entzündung	Tiflittide
466. Dysenteria	Dysenterie	Ruhr. <i>Syn.</i> Dysenterie	Dissenteria
467. Exulceratio	Ulcération	Verschwärung	Ulcerazione
468. Intestina perforata	Perforation	Perforation	Perforazione
469. Abscessus sub peritonæo ortus	Abscès sous-péritonéal	Abscess im Subperitonealgewebe	Ascesso nel tessuto sotto-peritoneale
470. Abscessus stercorosus	Abscès stercoral	Kothabscess. <i>Syn.</i> Fæcalabscess	Ascesso fecale

450. Chronic ulcer.

451. *Hæmatemesis.

452. Perforation.

Note.—The cause of the perforation, when ascertained, should be stated.

453. *Dilatation.

454. *Stricture.

455. Gastric fistula.

456. Hernia.

(44¹.) *Cancer.*

(45¹.) *Colloid.*

457. Non-malignant tumours.

Return such tumours here according to the list at p. 19.

458. Parasitic disease.

Return cases of this class according to the list at p. 232. (Nos. 46, 47.)

(1066 *Injuries.*
-71.)

(1074.) *Foreign bodies.*

459. Spontaneous laceration.

460. Dyspepsia.

461. Gastrodynia.

462. Pyrosis.

463. *Vomiting.

DISEASES OF THE INTESTINES.

464. Enteritis.

465. Typhlitis.

466. Dysentery.

467. Ulceration.

468. Perforation.

469. Abscess in the sub-peritoneal tissue.

470. Fæcal abscess.

* When the cause of this affection has been ascertained, the case should be returned under the head of the primary disease, the secondary affection being also specified.

LATIN Eq.	FRENCH	GERMAN	ITALIAN
471. Fistula Fistula stercorosa. <i>Idem valet</i> Anus nothus <i>Fistula vesicam inter et intestina</i>	Fistule Anus contre na- ture. <i>Syn.</i> Anus artificiel <i>Fistule vesico-intesti- nale</i>	Fistel Kothfistel <i>Blasendarm-fistel</i>	Fistola Ano artificiale <i>Fistola vescico-inte- stinale</i>
472. Hæmorrhagia	Hémorrhagie	Blutung. <i>Syn.</i> Haemorrhagie	Emorragia
473. Melæna	Melæna	Melaena	Melena
474. Dilatatio	Dilatation	Erweiterung	Dilatazione
475. Tympanites	Tympanite	Tympanites. <i>Syn.</i> Meteorismus	Timpanite
476. Obstructio	Obstruction	Verstopfung	Ostruzione
477. Strictura	Rétrécissement	Strictur	Ristringimento
478. Intestina in se suscepta	Intussusception. <i>Syn.</i> Invagination	Intussusception. <i>Syn.</i> Einstül- pung	Invaginamento
479. Strangulatio in- terna <i>a.</i> Mesenterii <i>b.</i> Mesocoli	Étranglement in- terne Mésenterique Mésocolique	Innere Einschnü- rung. Mesenterische Mesocolische	Strozzamento in- terno Mesenterico Mesocolico
480. Hernia <i>a.</i> Reponendi patiens <i>b.</i> Reponendi non pa- tiens <i>c.</i> Obstructa <i>d.</i> Inflammata <i>e.</i> Strangulata <i>1.</i> Diaphragmatica <i>2.</i> Epigastrica <i>3.</i> Ventralis <i>4.</i> Umbilicaris <i>5.</i> Lumbaris <i>6.</i> Inguinalis <i>a.</i> Obliqua <i>b.</i> Recta <i>c.</i> Imperfecta <i>d.</i> Scrotalis <i>e.</i> Ingenita <i>f.</i> Infantilis	Hernie Réductible Irréductible Engouée Enflammée Étranglée Diaphragmatique Épigastrique Ventrale Ombilicale Lombaire Inguinale Oblique Directe Incomplète Scrotale Congénitale De l'enfance	Bruch Reducirbarer Nichtreducirbarer Obstruirter Entzündeter Eingeklemmter Zwerchfellbruch Epigastrischer Bruch Bauchbruch Nabelbruch Lendenbruch Leistenbruch Aeusserer Lei- stenbruch Innerer Leisten- bruch Unvollständiger Leistenbruch Hodensackbruch Angeborener Der Kinder	Ernia Reducibile Irreducibile Intasata Inflammata Strozzata Diaframmatica Epigastrica Ventrale Ombelicale Lombare Inguinale Obliqua Diretta Incompleta Scrotale Congenitale Infantile

471. Fistula.
 a. Faecal fistula. *Synonym*, Artificial anus.
- (561.) *Vesico-intestinal fistula.*
472. Hæmorrhage.
473. Melæna.
474. *Dilatation.
475. *Tympanites.
476. *Obstruction.
477. Stricture.
478. Intussusception.
479. Internal strangulation.
 a. Mesenteric.
 b. Mesocolic.
480. Hernia.
 a. Reducible.
 b. Irreducible.

 c. Obstructed.
 d. Inflamed.
 e. Strangulated.
 1. Diaphragmatic.
 2. Epigastric.
 3. Ventral.
 4. Umbilical.
 5. Lumbar.
 6. Inguinal.
 a. Oblique.
 b. Direct.
 c. Incomplete.
 d. Scrotal.
 e. Congenital.
 f. Infantile.

* When the cause of this affection has been ascertained, the case should be returned under the head of the primary disease, the secondary affection being also specified.

LATIN Eq.	FRENCH	GERMAN	ITALIAN
7. Femoralis	Fémorale	Schenkelbruch	Femorale
8. Obturatoria	Obturatrice	Bruch der eirunden Löcher	Otturatoria
9. Perinealis	Périnéale	Mittelfleischbruch	Perineale
10. Pudendalis	Des grandes lèvres	Bruch der äusseren Schamlippe	Pudendale
11. Vaginalis	Vaginale	Scheidenbruch	Vaginale
12. Ischiadica	Ischiatique	Hüftbeinbruch	Ischiatica
481. Morbi velamentorum herniarum	Maladies des Sacs herniaires	Krankheiten der Bruchsäcke	Malattie dei sacchi erniarii
a. Inflammatio	Inflammation	Entzündung	Infiammazione
b. Interclusa hernia fibrinæ profluvio	Épanchement séreux	Faserstoffiger Erguss mit Verschlussung	Stravaso fibrinoso
c. Suppuratio	Suppuration	Vereiterung	Suppurazione
d. Hydrops	Hydropisie	Wassersucht.	Idropisia
e. Corpora mobilia	Corps étrangers	Bewegliche Körper	Corpi mobili
f. Laceratio	Déchirure	Zerreissung	Lacerazione
<i>Carcinoma</i>	<i>Cancer</i>	<i>Krebs</i>	<i>Cancri</i>
<i>Morbus collodes</i>	<i>Colloïde</i>	<i>Colloid</i>	<i>Colloide</i>
482. Tumores non maligni	Tumeurs non malignes	Gutartige Geschwülste	Tumori non maligni
a. Polypus	Polype	Polyp	Polipo
483. Morbus parasiticus	Maladie parasitaire	Parasitische Krankheit	Malattia parasitica
<i>Concreta</i>	<i>Concrétions</i>	<i>Concretions</i>	<i>Concrezioni</i>
483*. Deformitates ingentæ	Vices de conformation	Missbildungen	Vizi de conformazione
<i>Corpora adventitia</i>	<i>Corps étrangers</i>	<i>Fremde Körper</i>	<i>Corpi stranieri</i>
<i>Injurie</i>	<i>Blessures</i>	<i>Verletzungen</i>	<i>Lesioni</i>
484. Alvus soluta	Diarrhée	Durchfall. Syn. Diarrhöe	Diarrea
<i>Cholera simplex</i>	<i>Choléra simple</i>	<i>Sporadische Cholera</i>	<i>Colèra semplice</i>
<i>Cholera pestifera</i>	<i>Choléra asiatique</i>	<i>Asiatische Cholera</i>	<i>Colèra maligno</i>
a. <i>Diarrhæa cholericæ</i>	<i>Cholérine</i>	<i>Choleraartige Diarrhöe</i>	<i>Colerina</i>
485. Paralysis	Paralysie	Lähmung	Paralisi
486. Colum	Colique	Kolik	Colica
<i>Colum ex plumbo</i>	<i>Colique de plomb</i>	<i>Blei-Kolik</i>	<i>Colica litargirosa</i>
487. Alvus adstricta	Constipation	Verstopfung	Costipazione
MORBI RECTI INTESTINI ET ANI.			
488. Exulceratio	Ulcération	Geschwürsbildung	Ulcerazione

7. Femoral.
 8. Obturator.
 9. Perineal.
 10. Pudendal.
 11. Vaginal.
 12. Ischiatic.
481. Diseases of hernial sacs.
- a. Inflammation.
 - b. Fibrinous effusion with closure.
 - c. Suppuration.
 - d. Dropsy.
 - e. Moveable bodies.
 - f. Laceration.
- (44¹.) *Cancer.*
- (45¹.) *Colloid.*
482. Non-malignant tumours.
- Return such tumours here according to the list at p. 19.
- a. Polypus.
483. Parasitic disease.
- Return cases of this class according to the list at p. 232. (Nos. 1-3, 8-13, 15-20, 24, 25, 27, 32, 34, 35.)
- (1075.) *Concretions.*
- 483*. Malformations.
- With the exception of hernia, which will appear under 480, return such cases here according to the list at pages 239, 245.
- (1075.) *Foreign bodies.*
- (1066 *Injuries.*
- 71.)
484. Diarrhœa.
- (17.) *Simple cholera.*
- (18.) *Malignant cholera.*
- a. *Choleraic diarrhœa.*
485. *Paralysis.
486. Colic.
- (908^a.) *Lead colic.*
487. Constipation.

DISEASES OF THE RECTUM AND ANUS.

488. Ulceration.

* When the cause of this affection has been ascertained, the case should be returned under the head of the primary disease, the secondary affection being also specified.

LATIN EQ.	FRENCH	GERMAN	ITALIAN
489. Abscessus	Abcès	Abscess	Ascesso
490. Fistula in ano	Fistule à l'anus	Afterfistel. <i>Syn.</i> Fistula ani	Fistola dell' ano
<i>Fistula rectum inter et vesicam</i>	<i>Fistule recto-vésicale</i>	<i>Fistula recto-vesicalis. Syn. Mastdarmblasen-fistel</i>	<i>Fistola retto-vesicale</i>
<i>Fistula rectum inter et iter urinæ</i>	<i>Fistule recto-urétrale</i>	<i>Fistula recto-urétralis. Syn. Mastdarmharnröhrenfistel</i>	<i>Fistola retto-urétrale</i>
<i>Fistula rectum inter et vaginam</i>	<i>Fistule recto-vaginale</i>	<i>Fistula recto-vaginalis. Syn. Mastdarmscheiden-fistel</i>	<i>Fistola retto-vaginale</i>
491. Hæmorrhoides	Hémorrhoides	Haemorrhoiden	Emorroidi
a. Interiores	Interne	Innere	Interne
b. Exteriores	Externe	Aeussere	Esterne
492. Hæmorrhagia e recto intestino	Hémorrhagie rectale	Blutung vom Mastdarm	Emorragia dall intestino retto
493. Rhagades ani	Fissure à l'anus	Fissura ani. <i>Syn.</i> Fissur des Afters	Fissure dell' ano
494. Prolapsio	Prolapsus	Vorfall. <i>Syn.</i> Prolaps	Procidenza
495. Strictura	Rétrécissement	Strictur	Ristringimento
<i>Syphilis recti intestini</i>	<i>Syphilis du rectum</i>	<i>Syphilis des Mastdarms</i>	<i>Sifilide dell' intestino retto</i>
496. Condyloma ani	Condyloma de l'anus	Condylom des Afters	Condiloma dell' ano
<i>Carcinoma recti intestini</i>	<i>Cancer du rectum</i>	<i>Krebs des Mastdarms</i>	<i>Cancro dell' intestino retto</i>
<i>Carcinoma ani</i>	<i>Cancer de l'anus</i>	<i>Krebs des Afters</i>	<i>Cancro dell' ano</i>
497. Tumores non maligni recti intestini	Tumeurs non malignes du rectum	Gutartige Geschwülste am Mastdarm	Tumori non-maligni dell' intestino retto
497*. Morbus parasiticus	Maladie parasitaire	Parasitische Krankheit	Malattia parasitica
497†. Deformitates in-genitæ	Vices de conformation	Missbildungen	Vizi di conformazione
<i>Injuria</i>	<i>Blessures</i>	<i>Verletzungen</i>	<i>Lesioni</i>
<i>Corpora adventitia</i>	<i>Corps étrangers</i>	<i>Fremde Körper</i>	<i>Corpi stranieri</i>
498. Neuralgia	Névralgie	Neuralgia	Neuralgia
499. Spasmus ani	Spasme du sphincter	Krampf des Sphincter Ani	Spasmo dello sfintere dell' ano
500. Pruritus ani	Prurit	Pruritus Ani	Prurito all' ano

489. Abscess.

490. Fistula in ano.

(562.) *Recto-vesical fistula.*

(600.) *Recto-urethral fistula.*

(676.) *Recto-vaginal fistula.*

491. Hæmorrhoids.

a. Internal.

b. External.

492. Hæmorrhage from the rectum.

493. Fissure of the anus.

494. Prolapsus.

495. *Stricture.

(43¹.) *Syphilis of the rectum.*

496. Condyloma of the anus.

(44¹.) *Cancer of the rectum.*

(44¹.) *Cancer of the anus.*

497. Non-malignant tumours of the rectum.

Return such tumours here according to the list at p. 19.

497*. Parasitic disease.

Return cases of this class here according to the list at p. 233. (See No. 10.)

497†. Malformations.

Return such cases here according to the list at p. 239.

(1081 *Injuries.*

-82).

(1089.) *Foreign bodies in the rectum.*

498. Neuralgia.

499. Spasm of the sphincter ani.

500. Pruritus ani.

* When the cause of this affection has been ascertained, the case should be returned under the head of the primary disease, the secondary affection being also specified.

MORBI JECINORIS.

LATIN EQ.	FRENCH	GERMAN	ITALIAN
501. Hepatitis	Hépatite	Leberentzündung. <i>Syn.</i> Hepatitis	Epatitide
502. Abscessus	Abcès	Abscess	Ascesso
<i>Inflammatio pyæ- mica et abscessus</i>	<i>Inflammation et abcès pyohémi- ques</i>	<i>Pyæmische Ent- zündung und Abscess</i>	<i>Infiammazione piemica ed as- cesso</i>
503. Atrophia acuta	Atrophie aiguë	Acute Atrophie	Atrofia acuta
504. Amplificatio sim- plex. <i>Idem va- let</i> Congestio je- cinoris	Congestion	Einfache Vergrös- serung. <i>Syn.</i> Congestion der Leber	Aumento di vo- lume semplice. <i>Sin.</i> Conges- tione del fegato
505. Crassitudo vela- menti aucta	Épaississement de la capsule de Glisson	Verdickung der Kapsel	Ingrossamento della capsula
506. Cirrhosis	Cirrhose	Cirrhosis	Cirrosi
507. Jecur adiposum	Foie gras	Fettleber. <i>Syn.</i> Fettige Entar- tung der Leber	Fegato grassoso
508. Deposita fibrosa	Dépôt fibroïde	Fibröse Ablage- rung	Deposito fibroide
509. Jecur lardaceum. <i>Idem valent</i> Mor- bus jecinoris amylodes, Jecur cereum	Foie lardacé. <i>Syn.</i> Maladie amy- loïde du foie	Speckleber. <i>Syn.</i> Speckige oder amylode Ent- artung der Le- ber	Fegato lardaceo. <i>Sin.</i> Malattia amiloidea del fegato
<i>Deposita ex sy- philide</i>	<i>Syphilitique</i>	<i>Syphilitische Ab- lagerung</i>	<i>Deposito sifilitico</i>
<i>Carcinoma</i>	<i>Cancer</i>	<i>Krebs</i>	<i>Canchero</i>
<i>Morbus collodes</i>	<i>Colloïde</i>	<i>Colloid</i>	<i>Colloide</i>
510. Tumores non ma- ligni	Tumeurs non-ma- lignes	Gutartige Ge- schwülste	Tumori non ma- ligni
511. Cystis <i>Tubercula</i>	Cyste <i>Tubercule</i>	Cyste <i>Tuberkel</i>	Cistide <i>Tubercolo</i>
512. Morbus parasiticus	Maladie parasi- taire	Parasitische Krankheit	Malattia parasi- tica
512*. Deformitates in- genitæ	Vices de confor- mation	Missbildungen	Vizi di conforma- zione
<i>Injuriæ</i>	<i>Blessures</i>	<i>Verletzungen</i>	<i>Lesioni</i>
513. Morbus regius	Jaunisse	Gelbsucht. <i>Syn.</i> Icterus	Itterizia
514. Vena portarum in- terclusa	Obstruction de la veine porte	Verstopfung der Pfortader	Ostruzione della vena porta

DISEASES OF THE DIGESTIVE SYSTEM.

DISEASES OF THE LIVER.

501. Hepatitis.

502. Abscess.

Note.—When abscess of the liver is associated with dysentery, injury, or any other condition, the fact should be stated.

(31.) *Pyæmic inflammation and abscess.*

503. Acute atrophy.

504. Simple enlargement. *Synonym*, Congestion of the liver.

505. Thickening of the capsule.

506. Cirrhosis.

507. Fatty liver.

508. Fibroid deposit.

509. Lardaceous liver. *Synonyms*, Amyloid disease of the liver. Waxy liver.

Note.—Such cases have been described under the name of Scrofulous disease of the liver.

(43¹.) *Syphilitic deposit.*

(44¹.) *Cancer.*

(45¹.) *Colloid.*

510. Non-malignant tumours.

Return such tumours here according to the list at p. 19.

511. Cyst.

(49¹.) *Tubercle.*

512. Parasitic disease.

Return cases of this class according to the list at p. 233. (Nos. 14, 21-23, 25, 28, 34, 35.)

512*. Malformation.

Return such cases here according to the list at p. 239.

(1066 *Injuries.*

-71.)

513. Jaundice. *Synonym*. Icterus.

514. Obstruction of the vena portæ.

MORBI DUCTUUM JECINORIS ET VESICULÆ FELLIS.

LATIN Eq.	FRENCH	GERMAN	ITALIAN
515. Inflammatio	Inflammation	Entzündung	Infiammazione
516. Ulcus	Ulcère	Geschwür	Ulcera
517. Membranæ perforatæ	Perforation	Perforation	Perforazione
Fistula biliosa	Fistule biliaire	Gallenfistel	Fistola biliare
518. Obstructio	Obstruction	Verstopfung	Ostruzione
<i>Carcinoma</i>	<i>Cancer</i>	<i>Krebs</i>	<i>Cancro</i>
519. Morbus parasiticus	Maladie parasite	Parasitische Krankheit	Malattie parassitiche
520. Calculi fellei	Calculs biliaires	Gallensteine	Calcoli biliari
a. Transitus per ductus calculorum felleorum	Coliques hépatiques	Abgang von Gallensteinen durch den Gallengang	Passaggio di calcoli attraverso il condotto
520*. Deformitates ingentitæ	Vices de conformation	Missbildungen	Vizi di conformazione
<i>Injurie</i>	<i>Blessures</i>	<i>Verletzungen</i>	<i>Lesioni</i>

MORBI PANCREATIS.

521. Abscessus	Abcès	Abscess	Ascesso
522. Obstructio ductus	Obstruction du canal pancréatique	Verstopfung des Ductus	Ostruzione del condotto
<i>Carcinoma</i>	<i>Cancer</i>	<i>Krebs</i>	<i>Cancro</i>
<i>Morbus collodes</i>	<i>Colloïde</i>	<i>Colloid</i>	<i>Colloide</i>
523. Calculi	Calculs	Steine	Calcoli

MORBI LIENIS.

524. Splenitis	Splénite	Milzentzündung	Splenitide
525. Abscessus	Abcès	Abscess	Ascesso
<i>Inflammatio pyæmica et abscessus</i>	<i>Inflammation et abcès pyohémique</i>	<i>Pyæmische Entzündung und Abscess</i>	<i>Infiammazione piemica ed ascesso</i>
526. Congestio	Congestion	Anschwellung. <i>Syn. Milztumor</i>	Congestione
527. Deposita fibrinosa	Dépôt fibrineux	Fibrinöse Ablagerung	Deposito fibrinoso
528. Hypertrophia	Hypertrophie	Hypertrophie	Ipertrofia
a. Leucocythæmia	Leucocythémie	Leukaemie. <i>Syn. Leucocythæmie</i>	Leucocitemia
529. Lien lardaceus.	Dégénérescence lardacée.	Speckige Entartung.	Milza lardacea.
<i>Idem valent,</i>	<i>Syn. Maladie amyloïde</i>	<i>Syn. Amyloide Entartung</i>	<i>Sin. Malattia amiloide</i>
Morbus amyloides, Lien cereus			

DISEASES OF THE HEPATIC DUCTS AND GALL BLADDER.

515. Inflammation.

516. Ulcer.

517. Perforation.

a. Biliary fistula.

518. Obstruction.

(44¹.) *Cancer.*

519. Parasitic disease.

Return cases of this class according to the
list at p. 233. (No. 25.)

520. Gallstones.

a. Passage of gallstones through the duct.

520*. Malformations.

Return such cases here according to the list at
p. 239, 241.(1066 *Injuries.*

-71.)

DISEASES OF THE PANCREAS.

521. Abscess.

522. Obstruction of the duct.

(44¹.) *Cancer.*(45¹.) *Colloid.*

523. Calculi.

DISEASES OF THE SPLEEN.

524. Splenitis.

525. Abscess.

(31.) *Pyæmic inflammation and abscess.*526. Congestion. *Synonym, Ague cake.*

527. Fibrinous deposit.

528. Hypertrophy.

a. Leucocythæmia.529. Lardaceous spleen. *Synonyms, Amyloid
disease. Waxy spleen.*

LATIN EQ.	FRENCH	GERMAN	ITALIAN
<i>Carcinoma</i>	<i>Cancer</i>	<i>Krebs</i>	<i>Cancro</i>
<i>Morbus collodes</i>	<i>Colloïde</i>	<i>Colloid</i>	<i>Colloïde</i>
<i>Tubercula</i>	<i>Tubercule</i>	<i>Tuberkel</i>	<i>Tubercolo</i>
530. <i>Morbus parasiticus</i>	Maladie parasi- taire	Parasitische Krankheit	Malattia parasi- tica
<i>Diruptio</i>	<i>Rupture</i>	<i>Ruptur. Syn. Zer- reissung</i>	<i>Rottura</i>

MORBI PERITONÆI.

531. <i>Peritonitis</i>	<i>Péritonite</i>	Bauchfellent- zündung	<i>Peritonitide</i>
<i>a. Metroperitonitis. Idem valet Peritonitis puerperarum</i>	<i>Métropéritonite puerpérale</i>	<i>Metroperitonitis. Syn. Puerperale peritonitis</i>	<i>Metroperitonitide. Sin. Peritonitide puerperale</i>
<i>b. Peritonitis longa</i>	<i>Chronique</i>	Chronische Perito- nitis	<i>Cronica</i>
<i>c. Peritonitis suppurans</i>	<i>Suppurative</i>	Eiterige Peritonitis	<i>Suppurativa</i>
<i>d. Peritonitis tubercu- losa</i>	<i>Tuberculeuse</i>	<i>Tuberculöse</i>	<i>Tubercolosa</i>
<i>e. Peritonæum adhærens</i>	Adhérences du péritoine	Verwachsungen des Bauchfells	Aderenze del peri- toneo
532. <i>Ascites</i>	<i>Ascite</i>	<i>Ascites. Syn. Bauchwasser- sucht</i>	<i>Ascite</i>
532*. <i>Tumores non ma- ligni</i>	<i>Tumeurs non ma- lignes</i>	Gutartige Ge- schwülste	<i>Tumori non ma- ligni</i>
<i>Carcinoma</i>	<i>Cancer</i>	<i>Krebs</i>	<i>Cancro</i>
<i>Morbus collodes</i>	<i>Colloïde</i>	<i>Colloid</i>	<i>Colloide</i>
533. <i>Morbus parasiticus</i>	Maladie parasi- taire	Parasitische Krankheit	Malattia parasi- tica
<i>Injurie</i>	<i>Blessures</i>	<i>Verletzungen</i>	<i>Lesioni</i>

MORBI GLANDULARUM MESENTERII.

534. <i>Inflammatiō</i>	<i>Inflammation</i>	Entzündung	<i>Inflammazione</i>
535. <i>Abscessus</i>	<i>Abcès</i>	<i>Abscess</i>	<i>Ascesso</i>
536. <i>Amplificatio</i>	<i>Engorgement</i>	Anschwellung	<i>Ingrossamento</i>
<i>Carcinoma</i>	<i>Cancer</i>	<i>Krebs</i>	<i>Cancro</i>
537. <i>Tumores non ma- ligni</i>	<i>Tumeurs non ma- lignes</i>	Gutartige Ge- schwülste	<i>Tumori non ma- ligni</i>
<i>Tubercula</i>	<i>Tubercule</i>	<i>Tuberkel</i>	<i>Tubercolo</i>
<i>Tabes mesenterica</i>	<i>Carreau</i>	<i>Mesenterial- tuberkulose</i>	<i>Tabe mesenterica</i>

(44¹.) *Cancer.*

(45¹.) *Colloid.*

(49¹.) *Tubercle.*

530. Parasitic diseases.

Return cases of this class according to the
list at p. 233. (No. 22.)

1066.) *Rupture.*

DISEASES OF THE PERITONEUM.

531. Peritonitis.

(719) *a. Metro-peritonitis.* Syn. *Puerperal peritonitis.*

b. Chronic peritonitis.

c. Suppurative peritonitis.

(49¹.) *d. Tubercular peritonitis.*

e. Adhesions of the peritoneum.

532. *Ascites.

532*. Non-malignant tumours.†

Return such tumours here according to the
list at p. 19.

(44¹.) *Cancer.*

(45¹.) *Colloid.*

533. Parasitic disease

Return cases of this class according to the
list at p. 233. (Nos. 4, 14, 22.)

(1067 *Injuries.*

-70.)

DISEASES OF THE MESENTERIC GLANDS.

534. Inflammation.

535. Abscess.

536. Enlargement.

(44¹.) *Cancer.*

537. Non-malignant tumours.

Return such tumours here according to the
list at p. 19.

(49¹.) *Tubercle.*

(49¹.) *Tabes mesenterica.*

* When the cause of this affection has been ascertained, the case should be returned under the head of the primary disease, the secondary affection being also specified.

† Non-malignant tumours in the abdomen of uncertain seat must be returned under this heading.

MORBI URINÆ APPARATUS.

MORBI RENUM.

LATIN EQ.	FRENCH	GERMAN	ITALIAN
538. Morbus Brightii. <i>Idem valet</i> Albuminuria	Maladie de Bright. <i>Syn.</i> Albuminurie	Bright'sche Krankheit. <i>Syn.</i> Albuminurie	Malattia di Bright. Albuminuria
1. Morbus Brightii acutus, <i>Idem valet</i> Albuminuria acuta, Nephritis desquamans acuta, Anasarca renalis acuta	Maladie de Bright aiguë. <i>Syn.</i> Albuminurie aiguë, Néphrite desquamative, Anasarque aiguë d'origine rénale	Acute Bright'sche Krankheit. <i>Syn.</i> Acute parenchymatöse Nephritis	Malattia di Bright acuta. <i>Sin.</i> Albuminuria acuta, Nefritide desquamativa acuta, Idropisia renale acuta
2. Morbus Brightii longus. <i>Idem valet</i> Albuminuria longa	Maladie de Bright chronique. <i>Syn.</i> Albuminurie chronique	Chronische Bright'sche Krankheit	Malattia di Bright cronica
a. V.-Renes granulosi. <i>Idem valet</i> Renes granulatim contracti, Nephritis desquamans longa, Renes podagrici	Rein granuleux <i>Syn.</i> Reinsgoutteux, Reins contractés, Néphrite desquamative chronique	Chronische parenchymatöse Nephritis, Gichtische Nierenentartung, Stadium der Atrophie	Rene granulare. <i>Sin.</i> Rene granulare contracto, Nefritide desquamativa cronica, Rene artritico
b. V.-Renes adiposi	Rein gras	Fettige Entartung der Niere	Rene grassoso
c. V.-Renes lardacei. <i>Idem valet</i> Morbus amyloides, Renes cerei	Rein lardacé. <i>Syn.</i> Maladie amyloïde	Amyloide Entartung der Niere	Rene lardaceo. <i>Sin.</i> Malattia amiloide, Rene ceroso
539. Nephritis suppurations	Néphrite suppurée	Interstitielle Nephritis	Nefritide suppurativa
540. Abscessus	Abcès	Abscess	Ascesso
541. Pyelitis	Pyélite	Pyelitis	Pielitide
542. Deposita fibrinosa	Dépôt fibrineux	Fibrinöse Ablagerung	Deposito fibrinoso
543. Hydrops renum	Kystes	Hydronephrose	Idronefrosi

DISEASES OF THE URINARY SYSTEM.

Register the diseases printed here in *Italics*, not under this heading, but at the place referred to in each instance by number.

DISEASES OF THE KIDNEY.

538. Bright's disease. *Synonym*, Albuminuria. *Definition*:
A generic term including several forms of acute and chronic disease of the kidney, usually associated with albumen in the urine, and frequently with dropsy, and with various secondary diseases resulting from deterioration of the blood.

1. Acute Bright's disease. *Synonyms*, Acute albuminuria, Acute desquamative nephritis, Acute renal dropsy.

2. Chronic Bright's disease. *Synonym*, Chronic albuminuria.

Sub-divisions:

a. Granular kidney. *Synonyms*, Contracted granular kidney, Chronic desquamative nephritis, Gouty kidney.

b. Fatty kidney.

c. Lardaceous kidney. *Synonyms*, Amyloid disease, Waxy kidney.

539. Suppurative nephritis. *Definition*: Inflammation with suppuration of the substance of the kidney.

540. Abscess.

541. Pyelitis.

542. Fibrinous deposit.

543. Hydronephrosis. *Definition*: A dilatation of the pelvis and glandular substance of the kidney into one or more cysts by retained secretion.

LATIN EQ.	FRENCH	GERMAN	ITALIAN
544. Hypertrophia	Hypertrophie	Hypertrophie	Ipertrofia
545. Atrophia	Atrophie	Atrophie	Atrofia
<i>Carcinoma</i>	<i>Cancer</i>	<i>Krebs</i>	<i>Cancro</i>
546. Tumores non maligni	Tumeurs non malignes	Gutartige Geschwülste	Tumori non maligni
547. Cystis simplex	Kyste	Einfache Cyste	Ciste semplice
548. Cystis urinalis (ex injuriâ)	Kyste urinaire	Urincyste (von Verletzung)	Ciste urinaria (da lesioni)
<i>Tubercula</i>	<i>Tubercule</i>	<i>Tuberkel</i>	<i>Tubercolo</i>
549. Morbus parasiticus	Maladie parasitaire	Parasitische Krankheit	Malattia parassitica
550. Calculus	Calcul	Stein	Calcolo
551. Descensus calculi per ureteres	Colique néphrétique. <i>Syn.</i> Passage de calcul dans l'uretère	Abgang eines Steins durch den Ureter	Passaggio d' un calcolo lungo l' uretere
552. Deformitates inguitæ	Vices de conformation	Missbildungen	Vizi di conformazione
<i>Injurie</i>	<i>Blessures</i>	<i>Verletzungen</i>	<i>Lesioni</i>
553. Hæmaturia renalis	Hématurie	Blutharnen. <i>Syn.</i> Nierenblutung	Ematuria renale
554. Urina suppressa. <i>Idem</i> valet Ischuria renalis	Suppression d'urine	Harnverhaltung.	Soppressione dell' orina. <i>Sin.</i> Iscuria renale
<i>Diabetes.</i> <i>Idem</i> valet <i>Diabetes mellitus</i>	<i>Diabète.</i> <i>Syn.</i> <i>Diabète sucré, Glycosurie</i>	<i>Diabetes.</i> <i>Syn.</i> <i>Zuckerharnruhr</i>	<i>Diabete.</i> <i>Sin.</i> <i>Diabete melito</i>
555. Urina frequens	Diurèse	Vermehrter Harnabgang	Diuresi
556. Renes mobiles	Rein mobile	Abnorme Beweglichkeit der Niere	Rene mobile

MORBI VESICÆ.

557. Cystitis. <i>Idem</i> valet Catarrhus vesicæ	Cystite. <i>Syn.</i> Catarrhe de la vesie	Blasenentzündung	Cistitide. <i>Sin.</i> Catarro della vescica
a. Acuta	Aiguë	Acute. <i>Syn.</i> Acuter Blasencatarrh	Acuta
b. Longa.	Chronique	Chronische. <i>Syn.</i> Chronischer Blasencatarrh	Cronica
558. Exulceratio	Ulcération	Geschwürsbildung	Ulcerazione

544. Hypertrophy.

545. Atrophy.

(44¹.) *Cancer*.

546. Non-malignant tumours.

Return such tumours here according to the list at p. 19.

547. Simple cyst.

548. Urinary cyst (from injury).

(49¹.) *Tubercle*.

549. Parasitic disease.

Return cases of this class according to the list at p. 232, (Nos. 8, 14, 22, 29.)

550. Calculus.

551. Calculus in the ureter.

552. Malformations.

Return cases of this class according to the list at p. 241, 243.

(1066 *Injuries*.

-71.)

553. *Hæmaturia renalis.

554. *Suppression of urine. *Synonym*, Ischuria renalis.

(52.) *Diabetes*. *Syn.* *Diabetes mellitus*.

555. *Diuresis.

556. Moveable kidney.

DISEASES OF THE BLADDER.

557. Cystitis. *Synonym*, Catarrh of the bladder.

a. Acute.

**b.* Chronic.

558. Ulceration.

* When the cause of this affection has been ascertained, the case should be returned under the head of the primary disease, the secondary affection being also specified.

LATIN Eq.	FRENCH	GERMAN	ITALIAN
559. Suppuratio	Suppuration	Eiterung	Suppurazione
560. Sphacelus	Gangrène	Brand	Gangrena
561. Fistula vesicam inter et intestina	Fistule vésico-in- testinale	Blasendarmfistel	Fistola vescico-in- testinale
562. Fistula rectum inter et vesicam	Fistule recto-vési- cale	Fistula recto-vesi- calis. <i>Syn.</i> Mast- darmblasenfistel	Fistola retto- vescicale
<i>Fistula uterum inter et vesicam</i>	<i>Fistule utéro-vési- cale</i>	<i>Gebärmutter- Blasenfistel</i>	<i>Fistola utero- vescicale</i>
<i>Fistula vesicam inter et vaginam</i>	<i>Fistule vésico-va- ginale</i>	<i>Blasen-Scheiden- fistel</i>	<i>Fistola vescico- vaginale</i>
563. Hypertrophia	Hypertrophie	Hypertrophie	Ipertrofia
564. Distentio	Distension	Abnorme Ausdeh- nung	Dilatazione
a. Vesica in sacculos partita	Vessie à poches	Divertikel der Blase	Vescica a diverti- coli
b. Vesica rupta	Rupture	Zerreissung	Rottura
565. Vesica inversa	Inversion	Inversion	Inversione
566. Vesica foras patens	Extroversion	Extroversion	Estrofia
567. Hernia	Hernie	Hernia	Ernia
<i>Carcinoma</i>	<i>Cancer</i>	<i>Krebs</i>	<i>Cancro</i>
568. Tumor fibrosus	Tumeur fibreuse	Fibröse Ge- schwulst	Tumore fibroso
569. Tumor villosus	Tumeur villeuse	Zottengeschwulst	Tumore villosus
570. Calculus	Calcul	Stein	Calcolo
a. Acidum uricum	Acide urique	Harnsäure	Acido urico
b. Ammoniae uras	Urate d'ammonia	Harnsaures Am- moniak	Urato d'ammoniaca
c. Oxidum uricum. <i>Idem valet Oxidum xanthicum</i>	Oxide xanthique	Xanthoxyd	Ossido urico. <i>Sia.</i> Ossido xantico
d. Calcis oxalas	Oxalate de chaux	Oxalsaurer Kalk	Ossalato di calce
e. Oxidum cysticum	Oxide cystique	Cystin	Ossido cistico
f. Calcis phosphas	Phosphate de chaux	Phosphorsaurer Kalk	Fosfato di calce
g. Phosphas triplex	Triple phosphate	Trippelphosphat	Fosfato triplice
h. Calculus fusilis	Fusible	Schmelzbarer	Fusibile
i. Calcis carbonas	Carbonate de chaux	Kohlensaurer Kalk	Carbonato di calce
k. Calculus fibrinosus	Fibrineux	Fibrinöser Stein	Fibrinoso
l. Urosteatoma	Urostealithe	Urostealith	Urostealite
m. Calculus sanguineus	Sang	Blutsteine	Calcoli di sangue
Corpora adventitia	Corps étrangers	Fremde Körper	Corpi stranieri
571. Hæmaturia (ex vesicâ)	Hématurie	Blutharnen (Blasenblutung)	Ematuria
571*. Deformitates in- genitæ	Vices de confor- mation	Missbildungen	Vizi di conforma- zione
Injurie	Blessures	Verletzungen	Lesioni

- 559. Suppuration.
- 560. Sloughing.
- 561. Vesico-intestinal fistula.

562. Recto-vesical fistula.

(660.) *Utero-vesical fistula.*

(675.) *Vesico-vaginal fistula.*

563. Hypertrophy.

564. *Distension.

a. Sacculated bladder.

b. Rupture.

565. Inversion.

566. Extroversion.

567. Hernia.

(44¹.) *Cancer.*

568. Fibrous tumour.

569. Villous tumour.

570. Calculus.

a. Uric acid.

b. Urate of ammonia.

c. Uric oxide. *Synonym, Xanthic oxide.*

d. Oxalate of lime.

e. Cystic oxide.

f. Phosphate of lime.

g. Triple phosphate.

h. Fusible.

i. Carbonate of lime.

k. Fibrinous.

l. Urostealith.

m. Blood calculus.

Foreign bodies.

571. *Hæmaturia (Vesical).

571*. Malformations.

Return such cases according to the list at
p. 243, 245.

(1083, *Injuries.*

1091.)

* When the cause of this affection has been ascertained, the case should be returned under the head of the primary disease, the secondary affection being also specified.

LATIN Eq.	FRENCH	GERMAN	ITALIAN
572. Paralysis	Paralyse	Lähmung	Paralisi
573. Vesica irritabilis	Irritabilité	Reizbarkeit	Irritabilità
574. Spasmus	Spasme	Krampf	Spasmo
575. Neuralgia	Névralgie	Neuralgie	Nevralgia
576. Incontinentia urinae	Incontinence d'u- rine	Incontinentia urinae	Enuresi
577. Retentio urinæ	Rétention d'urine	Harnverhaltung	Ritenzione d'orina

MORBI GLANDULÆ PROSTATÆ.

578. Inflammatio	Inflammation	Entzündung	Infiammazione
<i>a. Acuta</i>	Aiguë	Acute	Acuta
<i>b. Longa</i>	Chronique	Chronische	Cronica
579. Exulceratio	Ulcération	Geschwürsbil- dung	Ulcerazione
580. Abscessus	Abcès	Abscess	Ascesso
581. Atrophia	Atrophie	Atrophie	Atrofia
<i>Carcinoma</i>	<i>Cancer</i>	<i>Krebs</i>	<i>Cancro</i>
582. Tumores non malig- ni. <i>Idem valet</i> Lobus prostatæ amplificatus	Tumeurs non ma- lignes. <i>Syn.</i> Engorgement de la prostate	Gutartige Ge- schwülste. <i>Syn.</i> Hypertrophie der Prostata	Tumori non-ma- ligni.
582*. Amplificatio longa	Congestion chro- nique	Chronische Ver- größerung	Aumento di vo- lume cronico
583. Cystis	Kyste	Cyste	Ciste
<i>Tubercula</i>	<i>Tubercule</i>	<i>Tuberkel</i>	<i>Tubercolo</i>
584. Calculi	Calculs	Steine	Calcoli

GONORRHŒA ET ADDITAMENTA GONORRHŒÆ.

585. Gonorrhœa	Gonorrhée	Tripper. <i>Syn.</i> Go- norrhœe	Gonorrhea
<i>a. Marium</i>	Chez l'homme	Bei Männern	Nel maschio
<i>b. Fœminarum</i>	Chez la femme	Bei Frauen	Nella femmina
586. Balanitis	Balanite	Eicheltripper. <i>Syn.</i> Balanitis	Balanitide
<i>Herpes præputii</i>	<i>Herpes prepu- tialis</i>	<i>Herpes præpu- tialis</i>	<i>Erpete prepuzia</i>
587. Phimosis	Phymosis	Phimosis	Fimosi
588. Paraphimosis	Paraphymosis	Paraphimosis	Parafimosi
589. Inguen	Bubon	Bubo	Bubone
590. Abscessus lacu- narum	Abcès des la- cunes	Abscess der La- cunae	Ascesso lacunare
<i>Abscessus prostatæ</i>	<i>Abcès prostatique</i>	<i>Abscess der Pro- stata</i>	<i>Ascesso prostati-</i>

- 572. *Paralysis.
- 573. *Irritability.
- 574. *Spasm.
- 575. *Neuralgia.
- 576. *Incontinence of urine.
- 577. *Retention of urine.

DISEASES OF THE PROSTATE GLAND.* †

- 578. Inflammation.
 - a. Acute.
 - b. Chronic.
- 579. Ulceration.
- 580. Abscess.
- 581. Atrophy.
- (44¹.) *Cancer*.
- 582. Non-malignant tumours. *Synonym*, Enlarged lobe of the prostate.
- 582*. Chronic enlargement.
- 583. Cyst.
- (49¹.) *Tubercle*.
- 584. Calculi.

GONORRHŒA AND ITS COMPLICATIONS.* †

- 585. Gonorrhœa.
 - a. In the male.
 - b. In the female.
- 586. Balanitis.
- (841.) *Herpes preputialis*.
- 587. Phimosis.
- 588. Paraphimosis.
- 589. Bubo.
- 590. Lacunar abscess.

(580.) *Prostatic Abscess*.

* When the cause of this affection has been ascertained, the case should be returned under the head of the primary disease, the secondary affection being also specified.

† These diseases, which rank properly under the diseases of the Generative System, are inserted here on anatomical grounds.

LATIN EQ.	FRENCH	GERMAN	ITALIAN
591. Epididymitis. <i>Idem</i> <i>valet</i> Orchitis gonorrhœica a. Abscessus	Epididymite. <i>Syn.</i> Orchite blenor- rhagique Abcès	Hodenentzündung. <i>Syn.</i> Or- chitis Abscess	Epididimitide. <i>Sin.</i> Orchitide gonorroica Ascesso
592. Abscessus funi- culi seminalis	Abcès du cordon spermatique	Abscess des Sa- menstrangs	Ascesso del cordo- ne spermatico
593. Condyloma a. Marium b. Fœminarum	Condylome Chez l'homme Chez la femme	Condylom. <i>Syn.</i> Feigwarze Bei Männern Bei Frauen	Condiloma Nel maschio Nella femmina
594. Gonorrhœa mucosa <i>Inflammatio</i> <i>ovarîi</i>	Goutte militaire <i>Ovarite</i>	Nachtripper <i>Eierstockentzün- dung</i>	Scolo cronico <i>Ovaritide</i>
595. Abscessus vulvæ <i>Ophthalmia</i> go- <i>norrhœica</i> <i>Iritis gonorrhœica</i> <i>Rheumatismus</i> <i>gonorrhœicus</i>	Abcès de la vulve <i>Ophthalmie blen- norrhagique</i> <i>Iritis blennorrha- gique</i> <i>Rhumatisme blen- norrhagique</i>	Abscess der Vulva <i>Gonorrhœische</i> <i>Augenblen- norrhœe</i> <i>Gonorrhœische</i> <i>Iritis</i> <i>Tripperrheuma- tismus</i>	Ascesso della vulva <i>Oftalmia gonor- roica</i> <i>Iritide gonorroica</i> <i>Reumatismo go- norroico</i>

MORBI ITINERIS URINÆ VIRILIS.

595. Inflammatio	Urétrhrite	Entzündung der Harnröhre	Uretritide
596. Strictura	Rétrécissem ent	Strictur	Ristringimento
a. Ex morbo inhæ- renti	Organique	Organische	Organico
b. Ex vulnere	Traumatique	Traumatische	Traumatico
c. E spasmò	Spasmodique	Krampf hafte	Spasmodico
d. Ex inflammatione	Inflammatoire	Entzündliche	Infiammatorio
597. Ulcus	Ulcère	Geschwür	Ulcera
598. Abscessus urinalis	Abcès urineux	Urinabscess	Ascesso orinario
599. Fistula urinalis	Fistule urinaire	Urin fistel	Fistola orinaria
600. Fistula rectum in- ter et iter urinæ	Fistule recto-uré- thrale	Fistula recto-ure- thralis. <i>Syn.</i> Mastdarmharn- röhrenfistel	Fistola retto- uretrale
601. Suffusio urinæ	Infiltration de l'u- rine	Infiltration des Urins	Stravasò d' orina
601*. Calculus inhærens	Calcul	Eingekeilter Stein	Calcolo incasto- nato
a. Corpora adventitia	Corps étrangers	Fremde Körper	Corpi stranieri
601†. Deformitates in- genitæ <i>Injurîæ</i>	Vices de confor- mation <i>Blessures</i>	Missbildungen <i>Verletzungen</i>	Vizi di conforma- zione <i>Lesioni</i>

591. Epididymitis. *Synonym*, Gonorrhœal orchitis.

a. Abscess.

592. Abscess of the spermatic cord.

593. Condyloma.

a. In the male.

b. In the female.

594. Gleet.

(631.) *Inflammation of ovary*.

595. Abscess of the vulva.

(117.) *Gonorrhœal ophthalmia*.

(140.) *Gonorrhœal iritis*.

(35.) *Gonorrhœal rheumatism*.

DISEASES OF THE MALE URETHRA.

595*. Urethritis.

596. Stricture.

Note.—When the cause of the stricture is known,
it should be stated.

a. Organic.

b. Traumatic.

c. Spasmodic.

d. Inflammatory.

597. Ulcer.

598. Urinary abscess.

599. Urinary fistula.

600. Recto-urethral fistula.

601. Extravasation of urine.

601*. Impacted calculus.

a. Foreign bodies.

601†. Malformations.

Return such cases according to the list at pp.

243, 245.

(1078, *Injuries*.

1091.)

MORBI GENITALIUM.

MORBI GENITALIUM VIRILIUM.

MORBI COLIS.

LATIN EQ.	FRENCH	GERMAN	ITALIAN
602. Inflammatio	Inflammation	Entzündung	Infiammazione
603. Abscessus	Abcès	Abscess	Ascesso
<i>Gonorrhœa</i>	<i>Gonorrhée</i>	<i>Tripper</i>	<i>Gonorrhea</i>
<i>Condyloma</i>	<i>Condylome</i>	<i>Condylom</i>	<i>Condiloma</i>
604. Gangræna	Gangrène	Brand	Gangrena
605. Priapismus	Priapisme	Priapismus	Priapismo
<i>Syphilis</i>	<i>Syphilis</i>	<i>Syphilis</i>	<i>Sifilide</i>
<i>Carcinoma</i>	<i>Cancer</i>	<i>Krebs</i>	<i>Cancro</i>
<i>a. Præputii</i>	<i>Du prépuce</i>	<i>Der Vorhaut</i>	<i>Del prepuzio</i>
<i>b. Corporis</i>	<i>Du corps</i>	<i>Des Körpers</i>	<i>Della verga</i>
606. Tumores non maligni	Tumeurs bénignes	Gutartige Geschwulste	Tumori non-maligni
<i>Injurie</i>	<i>Blessures</i>	<i>Verletzungen</i>	<i>Lesioni</i>
607. Deformitates ingentæ	Vices de conformation	Missbildungen	Vizi di conformazione
<i>a. Phimosis—ingenita</i>	Phimosis congenital	Phimosis—angeborene	Fimosi congenita

MORBI SCROTI.

608. Sphacelus	Gangrène	Brand	Gangrena
609. Œdema	Œdème	Oedem	Edema
610. Elephantiasis	Éléphantiasis	Elephantiasis	Elefantiasi
<i>Prurigo</i>	<i>Prurigo</i>	<i>Prurigo</i>	<i>Prurigine</i>
<i>Syphilis</i>	<i>Syphilis</i>	<i>Syphilis</i>	<i>Sifilide</i>
<i>Carcinoma</i>	<i>Cancer</i>	<i>Krebs</i>	<i>Cancro</i>
<i>Carcinoma epitheliosum. Idem valet Carcinoma caminos purgantium</i>	<i>Cancer épithélial. Syn. Cancer des ramoneurs</i>	<i>Epithelialkrebs</i>	<i>Cancro epiteliale. Sin. Cancro de spazzacammini</i>
611. Tumores non maligni	Tumeurs non malignes	Gutartige Geschwülste	Tumori non-maligni
611*. Deformitates ingentæ	Vices de conformation	Missbildungen	Vizi di conformazione

MORBI FUNICULI SEMINALIS.

612. Hydrocele	Hydrocèle	Hydrocele. <i>Syn.</i> Wasserbruch	Idrocele
----------------	-----------	------------------------------------	----------

DISEASES OF THE GENERATIVE SYSTEM.

Register the diseases printed here in *Italics*, not under this heading, but at the place referred to in each instance by number.

DISEASES OF THE MALE ORGANS OF GENERATION.

It has been found convenient, on anatomical grounds, to place the Diseases of the Prostate, and Gonorrhœa, which rank properly under Diseases of the Generative System, at p. 117, between the Diseases of the Bladder and those of the Urethra.

DISEASES OF THE PENIS.

602. Inflammation.

603. Abscess.

(585^a.) *Gonorrhœa*.

(593^a.) *Condyloma*.

604. Gangrene.

605. *Priapism.

(43^l.) *Syphilis*.

(44^l.) *Cancer*.

a. *Of the prepuce*.

b. *Of the body*.

606. Non-malignant tumours.

Return such tumours here according to the list at p. 19.

(1078.) *Injuries*.

607. Malformations.

Return such cases according to the list at p. 241.

a. *Phimosis—congenital*.

DISEASES OF THE SCROTUM.

608. Sloughing.

609. *Edema*.

610. Elephantiasis.

(834.) *Prurigo*.

(43^l.) *Syphilis*.

(44^l.) *Cancer*.

(44^{lc}.) *Epithelial cancer*. *Synonym, Chimney-sweeper's cancer*.

611. Non-malignant tumours.

Return such tumours here according to the list at p. 19.

611*. Malformations.

Return such cases here according to the list at p. 243.

DISEASES OF THE CORD.

612. Hydrocele.

* When the cause of this affection has been ascertained, the case should be returned under the head of the primary disease, the secondary affection being also specified.

LATIN EQ.	FRENCH	GERMAN	ITALIAN
<i>a. Cystica</i>	Enkysté	Cystische	Cistica
<i>b. Diffusa</i>	Diffus	Infiltrirte	Diffusa
613. Cirsocele	Cirrocèle	Varicocele. <i>Syn.</i> Krampfader- bruch	Varicocele
614. Tumores non ma- ligni	Tumeurs non ma- lignes	Gutartige Ge- schwülste	Tumori non-ma- ligni
615. Neuralgia	Névralgie	Neuralgie	Nevralgia
MORBI TUNICÆ VAGINALIS.			
616. Inflammatio	Inflammation	Entzündung	Infiammazione
617. Hydrocele	Hydrocèle	Hydrocele. <i>Syn.</i> Wasserbruch	Idrocele
<i>a. Ingenita</i>	Congénital	Angeborene	Congenita
<i>b. Infantilis</i>	Des enfants	Bei Kindern	Infantile
<i>c. Cystica</i>	Enkysté	Cystische	Cistica
618. Hæmatocele	Hæmatocèle	Haematocele	Ematocele
619. Corpora libera	Corps libres	Freie Körper	Corpi liberi
MORBI TESTICULI.			
620. Orchitis	Orchite	Hodenentzün- dung	Orchitide
<i>a. Acuta</i>	Aiguë	Acute	Acuta
<i>b. Longa</i>	Chronique	Chronische	Cronica
620*. Epididymitis	Épididymite	Hodenentzündung	Epididimitide
621. Abscessus	Abcès	Abscess	Ascesso
622. Procidencia tubu- lorum. <i>Idem</i> <i>valent</i> Hernia testiculi, Fungus testiculi	Testicule fun- gueux	Fungus testis	Ernia del testicolo
623. Atrophia <i>Morbus syphi- liticus</i> <i>Carcinoma</i>	Atrophie <i>Maladie syphi- litique</i> <i>Cancer</i>	Atrophie <i>Syphilitische Af- fection</i> <i>Krebs</i>	Atrofia <i>Malattia sifilitica</i> <i>Cancro</i>
624. Tumores non ma- ligni	Tumeurs non-ma- lignes	Gutartige Ge- schwülste	Tumori non-ma- ligni
625. Morbus cysticus <i>Tubercula</i> <i>Injurie</i>	Kystes <i>Tubercule</i> <i>Blessures</i>	Cystenkrankheit <i>Tuberkel</i> <i>Verletzungen</i>	Malattia cistica <i>Tubercolo</i> <i>Lesioni</i>
626. Deformitates in- genitæ <i>a. Residua ex partu in testiculis</i> <i>b. Positura prava</i>	Vices de confor- mation Débris de fœtus dans le testicule Vice de position	Missbildungen Foetale Ueber- bleibsel im Hoden Abnormität der Lage	Vizi di conforma- zione Residui del feto nel testicolo Vizi di posizione

*Varieties :**a.* Encysted.*b.* Diffused.

613. Varicocele.

614. Non-malignant tumours.

Return such tumours here according to the list
at p. 19.

615. Neuralgia.

DISEASES OF THE TUNICA VAGINALIS.

616. Inflammation.

617. Hydrocele.

*Varieties :**a.* Congenital.*b.* Infantile.*c.* Encysted.

618. Hæmatocele.

619. Loose bodies.

DISEASES OF THE TESTICLE.

620. Orchitis.

a. Acute.*b.* Chronic.

620*. Epididymitis.

621. Abscess.

622. Protrusion of tubuli. *Synonyms*, Hernia testis. Fun-
gus testis.

623. Atrophy.

(43¹.) *Syphilitic disease*.(44¹.) *Cancer*.

624. Non-malignant tumours.

Return such tumours here according to the list
at p. 19.

625. Cystic disease.

(49¹.) *Tubercle*.(1078.) *Injuries*.

626. Malformations.

Return such cases according to the list at
pp. 241, 245.*a.* Fœtal remains in the testicle.*b.* Malposition.

LATIN Eq.	FRENCH	GERMAN	ITALIAN
627. Spermatorrhœa	Spermatorrhée	Samenfluss. Syn. Spermatorrhœe	Spermatorrea
628. Inopia virilitatis	Impuissance	Impotenz	Impotenza
629. Neuralgia	Névralgie	Neuralgie	Nevralgia

MORBI LOCORUM VIRGINALIIUM.

OVARII.

630. Inflammatio	Inflammation	Entzündung	Infiammazione
631. Abscessus	Abcès	Abscess	Ascesso
632. Hæmorrhagia	Hémorrhagie	Haemorrhagie	Emorragia
633. Atrophia	Atrophie	Atrophie	Atrofia
634. Hypertrophia	Hypertrophie	Hypertrophie	Ipertrofia
<i>Carcinoma</i>	<i>Cancer</i>	<i>Krebs</i>	<i>Cancro</i>
635. Tumor fibrosus	Tumeur fibreuse	Fibröse Geschwulst	Tumore fibroso
636. Hydrops cysticus	Hydropisie enkysté	Eierstockswassersucht	Idropisia saccata
637. Tumor cysticus multiplex. <i>Idem valent</i> Tumor alveolaris, glutinosus, collodes; Cystisarcoma	Kyste composé. <i>Syn.</i> Tumeur alvéolaire, gélatineuse, colloïde; Cystosarcome	Zusammengesetzte Cysten- geschwulst. <i>Syn.</i> Alveolare Colloidge- schwulst; Cystosarcom	Tumore cistico complesso. <i>Sin.</i> Tumore alveolare, gelatinoso e colloide; Cisto-sarcoma
<i>a.</i> Intus innascente materia morbida	Avec production intra-cystique	Mit intracystischen Gebilden	Con sviluppi intracistici
638. Cystis tegumentorum ad similitudinem structa	Kyste contenant de débris dermoïdes	Cyste, mit Einschluss von hautartigen Gebilden	Ciste contenente capelli, denti e ossa
<i>a.</i> Cystis cutigera sive pilosa. <i>Idem valent</i> dermatodes	Kyste dermoïde	Haut- oder Haarcyste	Ciste cutanea o pilifera
<i>b.</i> Cystis dentigera	Kyste contenant des dents	Zahncyste	Ciste dentifera
<i>Tubercula</i>	<i>Tubercule</i>	<i>Tuberkel</i>	<i>Tubercolo</i>
639. Morbus parasiticus	Maladie parasitaire	Parasitische Krankheit	Malattia parassitica
640. Ovarium loco motum	Luxation	Dislocation	Dislocatura
<i>a.</i> Translatum	Transplantation	Transplantation	Traspiantamento
641. Hernia	Hernie	Hernia	Ernia
642. Deformatates ingeniæ	Vices de conformation	Missbildungen	Vizi di conformazione

627. Spermatorrhœa.

628. Impotence.

629. Neuralgia.

DISEASES OF THE FEMALE ORGANS OF GENERATION IN THE UNIMPREGNATED STATE.

DISEASES OF THE OVARY.

630. Inflammation.

631. Abscess.

632. Hæmorrhage.

633. Atrophy.

634. Hypertrophy.

(44¹.) *Cancer*.

635. Fibrous tumour.

636. Encysted dropsy.

637. Complex cystic tumour. *Synonyms*, Alveolar, gelatinous, and colloid tumour; Cystosarcoma.

a. With intracystic growths.

638. Cyst, containing tegumentary structures.

a. Cutaneous or piliferous cyst. *Synonym*, Dermoid cyst.

b. Dentigerous cyst.

(49¹.) *Tubercle*.

639. Parasitic disease.

Return cases of this class according to the list at p. 233. Nos. 22, 31.

640. Dislocation.

a. Transplantation.

641. Hernia.

642. Malformations.

Return such cases according to the list at p. 241.

MORBI TUBI FALLOPIANI.

LATIN	FRENCH	GERMAN	ITALIAN
643. Abscessus	Abcès	Abscess	Ascesso
644. Hydrops	Hydropisie	Wassersucht	Idropisia
645. Strictura	Rétrécissement	Strictur	Ristringimento
646. Foramen occlusum	Occlusion	Verschliessung	Occlusione
<i>Carcinoma</i>	<i>Cancer</i>	<i>Krebs</i>	<i>Cancro</i>
647. Cystis	Kyste	Cyste	Ciste
<i>Tubercula</i>	<i>Tubercule</i>	<i>Tuberkel</i>	<i>Tubercolo</i>
648. Tubus loco motus	Luxation	Dislocation	Deviazione
649. Hernia	Hernie	Hernia	Ernia

MORBI LIGAMENTI LATI.

650. Inflammatio	Inflammation	Entzündung	Inflammazione
a. Peritonitis pelvica	Péritonite pelvienne	Peritonitis pelvica	Peritonitide pelvica
b. Phlegmone pelvica	Phlegmon pelvien	Cellulitis pelvica	Cellulite pelvica
651. Abscessus	Abcès	Abscess	Ascesso
652. Cystis	Kyste	Cyste	Cistide
653. Hæmatocele circumuterina sive pelvica	Hématocèle péri-utérine ou pelvienne	Haematocele periuterina vel pelvica	Ematocele pelvica o periuterina

MORBI UTERI CERVICISQUE.

654. Catarrhus. <i>Idem</i> <i>valet</i> Leucorrhœa	Catarrhe. <i>Syn.</i> Leucorrhée	Catarrh. <i>Syn.</i> Weisser Fluss	Catarro. <i>Sin.</i> Leucorrea
a. Hydrorrhœa	Hydrorrhée	Hydrorrhœe	Idrorrea
655. Inflammatio	Inflammation	Entzündung	Inflammazione
656. Inflammatio granulosa	Inflammation granuleuse	Granulöse Entzündung	Inflammazione granulosa
657. Uterus abrasus	Abrasion	Oberflächliche Abrasion	Abrasione
658. Ulcus	Ulcère	Geschwür	Ulcera
658*. Ulcus erodens	Ulcère rongeur	Fressendes Geschwür.	Ulcera rodente
659. Abscessus	Abcès	Abscess	Ascesso
660. Fistula uterum inter et vesicam	Fistule utéro-vésicale	Gebärmutter-Blasen-fistel	Fistola utero-vesicale
661. Strictura oris	Rétrécissement de l'orifice	Stenose des äusseren Muttermundes	Ristringimento dell' orificio

DISEASES OF THE FALLOPIAN TUBE.

- 643. Abscess.
- 644. Dropsy.
- 645. Stricture.
- 646. Occlusion.

(44¹.) *Cancer*.

647. Cyst.

(49¹.) *Tubercle*.

648. Dislocation.

649. Hernia.

DISEASES OF THE BROAD LIGAMENT.

- 650. Inflammation.
 - a. Pelvic peritonitis.
 - b. Pelvic cellulitis.
- 651. Abscess.
- 652. Cyst.
- 653. Periuterine or pelvic hæmatocele.

DISEASES OF THE UTERUS, INCLUDING THE CERVIX.

- 654. Catarrh. *Synonym*, Leucorrhœa.
 - a. Hydrorrhœa.
- 655. Inflammation.
- 656. Granular inflammation.
- 657. Abrasion.
- 658. Ulcer.
- 658*. Rodent ulcer.
- 659. Abscess.
- 660. Utero-vesical fistula.
- 661. Stricture of the orifice.

LATIN EQ.	FRENCH	GERMAN	ITALIAN
662. Strictura canalis	Rétrécissement du canal	Stenose des Canals	Ristringimento del canale
663. Os occlusum	Occlusion de l'orifice	Verschluss des äusseren Muttermundes	Occlusione dell'orificio
664. Canalis occlusus	Occlusion du canal	Verschluss des Canals	Occlusione del canale
665. Hypertrophia a. Cervix producta	Hypertrophie Élongation du col	Hypertrophie Verlängerung des Cervix	Ipertrofia Allungamento del collo dell' utero
666. Atrophia Carcinoma a. Scirrhus b. Carcinoma medullosum c. Carcinoma epitheliosum	Atrophie Cancer Squirrhe Médullaire. Syn. Encéphaloïde Épithélial	Atrophie Krebs Scirrhus Medullarkrebs Epithelialkrebs	Atrofia Cancro Scirro Cancro midollare Cancro epiteliale
667. Tumores non maligni a. Tumor fibrosus b. Polypus	Tumeurs non-malignes Tumeur fibreuse Polype	Gutartige Geschwülste Fibröse Geschwulst Polyp	Tumori non-maligni Tumore fibroso Polipo
<i>Tubercula</i>	<i>Tubercule</i>	<i>Tuberkel</i>	<i>Tubercolo</i>
669. Uterus loco motus et distortus	Déplacements et flexion	Lageveränderungen und Verdrehungen	Deviazioni e flessioni
a. Uterus pronus	Anteversion	Anteversion	Anteversione
b. Uterus resupinatus	Rétroversion	Retroversion	Retroversione
c. Uterus provolutus	Anteflexion	Anteflexion	Anteflessione
d. Uterus retroflexus	Rétroflexion	Retroflexion	Retroflessione
e. Uterus inversus	Renversement	Inversion	Introversione
f. Uterus prolapsus	Prolapsus	Vorfall	Prolasso
1. Procidentia	Chute	Procidenz	Procidenza
g. Hernia	Hernie	Hernia	Ernia
669*. Deformitates in-genitæ	Vices de conformation	Missbildungen	Vizi di conformazione

MORBI VAGINÆ.

670. Catarrhus. <i>Id. valet</i> Leucorrhœa	Catarrhe. Syn. Leucorrhée	Catarrh. Syn. Weisser Fluss	Catarro. Sin. Leucorrea
671. Inflammatio	Inflammation	Entzündung	Inflammazione
672. Abscessus	Abcès	Abscess	Ascesso

662. Stricture of the canal.
 663. Occlusion of the orifice.
 664. „ of the canal.
 665. Hypertrophy.
 a. Elongation of the cervix.

666. Atrophy.
 (44¹.) *Cancer.*
 a. *Scirrhus.*
 b. *Medullary cancer.*
 c. *Epithelial cancer.*

667. Non-malignant tumour.
 **a.* Fibrous tumour.
 **b.* Polypus.

Note.—Under this head should be returned all pedunculated tumours growing from the cavity or neck of the uterus, whether mucous, cellular, or fibrous.

- (49¹.) *Tubercle.*
 669. Displacements and distortions.

- a.* Ante-version.
b. Retro-version.
c. Ante-flexion.
d. Retro-flexion.
e. Inversion.
f. Prolapsus.
 1. Procidentia.
g. Hernia.

- 669*. Malformations.

Return such cases according to the list at pp. 241, 243.

DISEASES OF THE VAGINA.

670. Catarrh. *Synonym,* Leucorrhœa.
 671. Inflammation.
 672. Abscess.

* Letters have been here substituted for the omitted numbers.

LATIN EQ. ?	FRENCH	GERMAN	ITALIAN
<i>Gonorrhæa</i>	<i>Gonorrhée</i>	<i>Tripper</i>	<i>Gonorrhea</i>
673. Cicatrix vel habenu- la	Cicatrice ou bande	Narbe oder Band	Cicatrice o briglia
674. Fistula in vagina	Fistule vaginale	Scheidenfistel	Fistola vaginale
675. Fistula vesicam inter et vaginam	Fistule vésico-va- ginale	Blasen - Scheiden- fistel	Fistola vescico- vaginale
676. Fistula rectum inter et vaginam	Fistule recto-va- ginale	Mastdarm - Schei- denfistel	Fistola recto-va- ginale
677. Hernia	Hernie	Hernia	Ernia
a. Cysticele	Cystocèle	Blasenbruch. <i>Syn.</i> Cystocele	Cistocele
b. Enterocèle recti	Rectocèle	Mastdarmbruch. <i>Syn.</i> Rectocele	Rettocele
<i>Carcinoma</i>	<i>Cancer</i>	<i>Krebs</i>	<i>Cancro</i>
678. Tumores non ma- ligni	Tumeurs non-ma- lignes	Gutartige Ge- schwülste	Tumori non-ma- ligni
a. Polypus	Polype	Polyp	Polipo
679. Laceratio	Déchirure	Zerreissung	Lacerazione
679*. Deformitates in- genitæ	Vices de confor- mation	Missbildungen	Vizi di conforma- zione

MORBI VULVÆ.

680. Inflammatio la- biorum	Inflammation des grandes lèvres	Entzündung der grossen Scham- lippen	Infiammazione delle labbra
681. Pruritus	Prurit	Pruritus	Prurito
<i>Eczema labiorum</i>	<i>Eczema des grandes lèvres</i>	<i>Eczem der grossen Schamlippen</i>	<i>Eczema delle labbra</i>
682. Œdema labiorum	Œdème des grandes lèvres	Oedem der grossen Schamlippen	Edema delle labbra
683. Abscessus	Abcès	Abscess	Ascesso
684. Gangræna	Gangrène	Brand	Gangrena
685. Hypertrophia	Hypertrophie	Hypertrophie	Ipertrofia
686. Foramen occlusum	Occlusion	Verschluss. <i>Syn.</i> Atresie	Occlusione
687. Membrana vulvæ impervia	Imperforation de l'hymen	Undurchbohrtes Hymen	Imeneimperforato
<i>Varices</i>	<i>Varices</i>	<i>Varicöse Venen</i>	<i>Vene varicose</i>
<i>Syphilis</i>	<i>Syphilis</i>	<i>Syphilis</i>	<i>Sifilide</i>
<i>Carcinoma</i>	<i>Cancer</i>	<i>Krebs</i>	<i>Cancro</i>
688. Tumor vasculosus urinæ itineris	Tumeur vasculaire du méat	Erectile Ge- schwulst der Harnröhre	Tumore vascolare del meato ori- nario
689. Cystis mucosa	Kyste muqueux	Schleimcyste	Ciste mucosa
<i>Condyloma</i>	<i>Condylome</i>	<i>Condylom</i>	<i>Condiloma</i>
689*. Deformitates in- genitæ	Vices de confor- mation	Missbildungen	Vizi di conforma- zione

- (585^b.) *Gonorrhœa*.
 673. Cicatrix or band.
 674. Vaginal fistula.
 675. Vesico-vaginal fistula.
 676. Recto-vaginal fistula.
 677. Hernia.
 a. Cystocele.
 b. Rectocele.

- (44¹.) *Cancer*.
 678. Non-malignant tumours.
 a. Polypus.
 679. Laceration.
 679*. Malformations.

Return such cases here according to the list
 at pp. 241, 243.

DISEASES OF THE VULVA.

680. Inflammation of the labia.
 681. Pruritus.
 (843.) *Eczema of the labia*.
 682. Œdema of the labia.
 683. Abscess.
 684. Gangrene.
 685. Hypertrophy. *Note*.—Specify the part.
 686. Occlusion.
 687. Imperforate hymen.
 (266.) *Varicose veins*.
 (43¹.) *Syphilis*.
 (44¹.) *Cancer*.
 688. Vascular tumour of the meatus urinarius
 689. Mucous cyst.
 (593^b.) *Condyloma*.
 689*. Malformations.

Return such cases here according to the list
 at p. 241.

VITIA NATURALIUM ACTIONUM LOCORUM VIRGINALIIUM.

LATIN EQ.	FRENCH	GERMAN	ITALIAN
690. Amenorrhœa. <i>Idem valet Menstrua non provenientia</i>	Amenorrhée	Amenorrhœe	Amenorrea
a. V.-Ex defectione partium ingentia	Par vice de conformation	Von ursprünglichem Bildungsfehler	Da conformazione difettosa primitiva
b. V.-Ex incrementi inopiâ sub puberem ætatem	Par arrêt de développement	Von mangelhafter Entwicklung zur Zeit der Pubertät	Da sviluppo mancante al tempo della pubertà
c. V.-Ex interclusione profluvii	Par obstruction mécanique	Von mechanischer Verstopfung	Da impedimento meccanico
d. V.-E suppressis in tempus menstruis	Par suppression temporaire	Von temporärer Unterdrückung	Da soppressione temporaria
691. Menstrua exilia	Menstruation insuffisante	Spärliche Menstruation	Mestruazione insufficiente
692. Menstrua vicaria	Menstruation supplémentaire	Vicariirende Menstruation	Mestruazione vicaria
693. Menstrua difficilia	Dysmenorrhée	Dysmenorrhœe	Dismenorrea
694. Menstrua immodica	Ménorrhagie	Menorrhagie	Menorragia
694*. Hæmorrhagia <i>Chlorosis. Idem valet Pallor luteus fœminarum</i>	Hémorrhagie <i>Chlorose. Syn. Pâles couleurs</i>	Haemorrhagie <i>Chlorose. Syn. Bleichsucht</i>	Emorragia <i>Clorosi</i>

MALA GRAVIDIS INCIDENTIA.

MALA NERVORUM APPARATUS.

Neuralgia	Névralgie	Neuralgie	Nevralgia
a. V.-Dolor dentium	Odontalgie	Zahnweh	Odontalgia
b. V.-Dolor capitis	Céphalalgie	Kopfweh	Cefalalgia
c. V.-Dolor mammarum	Mastodynïe	Mastodynïe	Mastodinia
Chorea	Chorée	Chorea	Corea

FUNCTIONAL DISEASES OF THE FEMALE ORGANS OF GENERATION.

690. Amenorrhœa. *Synonym*, Absent menstruation.

Varieties:

- a. From original defective formation.
- b. From want of development at the time of puberty.
- c. From mechanical obstruction.
- d. From temporary suppression.

691. Scanty menstruation. *Synonym*, Deficient menstruation.

692. Vicarious menstruation.

693. Dysmenorrhœa. *Synonym*, Painful menstruation.

694. Menorrhagia. *Synonym*, Excessive menstruation.

694*.Hæmorrhage.

(56.) Chlorosis. *Synonym*, Green sickness.

AFFECTIONS CONNECTED WITH PREGNANCY.

* DISORDERS OF THE NERVOUS SYSTEM.

Neuralgia.

Varieties:

- a. Odontalgia.
- b. Cephalalgia.
- c. Mastodynia.

Chorea.

* These affections are secondary, and are therefore not numbered.

LATIN EQ.	FRENCH	GERMAN	ITALIAN
Membrorum distentio	Convulsions	Convulsionen	Convulsioni
Hypochondriasis	Hypochondrie	Hypochondrie	Ipocondriasi
Mania	Manie	Manie	Mania

MALA SANGUINIS APPARATUS.

Varices—	Varices	Varicöse Venen :	Vene varicose
a. Membrorum inferiorum	Des extrémités inférieures	Der unteren Gliedmaassen	Delle estremità inferiori
b. Labiorum	Des grandes lèvres	Der Schamlippen	Delle labbra
c. Recti intestini. Hæmorrhoides	Du rectum Hæmorrhoides	Des Mastdarms. <i>Syn.</i> Hæmorrhoiden	Dell'intestino retto. Emorroidi
Profusio seri	Exsudations séreuses	Seröse Ausschwitzungen	Stravaso sieroso
a. V.—Ascites	Ascite	Ascites	Ascite
b. V.—Œdema labiorum	Œdème des lèvres	Oedem der Schamlippen	Edema delle labbra
c. V.—Œdema membrorum inferiorum	Œdème des extrémités inférieures	Oedem der unteren Gliedmaassen	Edema delle estremità inferiori
Defectio animæ	Syncope	Ohnmacht	Sincope
Palpitatio cordis	Palpitation	Herzklopfen	Palpitazioni

MALA SPIRITUS APPARATUS.

Dyspnœa	Dyspnée	Dyspnœe	Dispnea
Orthopnœa	Orthopnée	Orthopnœe	Ortopnea
Tussis	Toux	Husten	Tosse

MALA CONCOCTIONIS APPARATUS.

Saliva frequens	Salivation	Speichelfluss	Salivazione
Cupiditas cibi prava et inconstans	Appétit capricieux et dépravé	Eigenthümliche Gelüste	Appetito depravato e capriccioso
Nausea et vomitus	Nausée et vomissement	Uebelkeit und Erbrechen	Nausea e vomito
Cardialgia sive ardor ventriculi	Cardialgie	Cardialgie und Sodbrennen	Cardialgia
Pyrosis	Pyrosis	Pyrosis. <i>Syn.</i> Wasserkolk	Pirosi
Tormina—colici dolores	Colique	Kolik	Colica
Alvus adstricta	Constipation	Verstopfung	Costipazione

Convulsions.

Hypochondriasis

Mania.

* DISORDERS OF THE CIRCULATORY SYSTEM.

Varicose veins—

a. of the lower extremities.

b. of the labia.

c. of the rectum. Hæmorrhoids.

Serous exudation.

Varieties:

a. Ascites.

b. Œdema of the labia.

c. Œdema of the lower extremities.

Syncope.

Palpitation.

* DISORDERS OF THE RESPIRATORY SYSTEM.

Dyspnœa.

Orthopnœa.

Cough.

* DISORDERS OF THE DIGESTIVE SYSTEM.

Salivation.

Depraved and capricious appetite.

Nausea and vomiting.

Cardialgia or Heartburn.

Pyrosis.

Intestinal cramp—colic.

Constipation.

* These affections are secondary, and are therefore not numbered.

LATIN Eq.	FRENCH	GERMAN	ITALIAN
Alvus soluta	Diarrhée	Durchfall	Diarrea
Morbus regius	Jaunisse	Gelbsucht	Itterizia

MALA URINÆ APPARATUS.

Albuminuria	Albuminurie	Albuminurie	Albuminuria
Difficultas urinæ	Dysurie	Dysurie	Disuria
Incontinentia urinæ	Incontinence d'urine	Incontinentia urinæ	Enuresi
Retentio urinæ	Rétention d'urine	Harnverhaltung	Ritenzione d'urina

MALA GENITALIUM APPARATUS.

695. Metritis.	Hysterite. Métrite	Hysteritis. <i>Syn.</i> Metritis	Metritide
696. Profluvium aquosum ex utero—Hydorrhœa	Hydorrhée	Hydorrhœe	Idrorrea
697. Rheumatismus uteri	Rhumatisme de l'utérus	Rheumatismus der Gebärmutter	Reumatismo dell'utero
698. Metralgia	Hysteralgie	Neuralgie der Gebärmutter	Isteralgia
699. Dolores et spasmi nothi	Crampes	Falsche Wehen und Krämpfe	Dolori spurii e crampi
<i>Catarrhus vaginæ.</i> Idem valet <i>Leucorrhœa</i>	<i>Catarrhe du vagin.</i> <i>Syn.</i> <i>Leucorrhée</i>	<i>Catarrh.</i> <i>Syn.</i> <i>Weisser Fluss.</i> <i>Leucorrhœe</i>	<i>Catarro della vagina.</i> <i>Sin.</i> <i>Leucorrea</i>
700. Profluvium sanguineum. <i>Idem valet</i> Menstrua	Menstruation	Blutabgang	Mestruai
701. Hæmorrhagia	Hémorrhagie	Haemorrhagie	Emorragia
702. Uterus loco motus	Déplacements de l'utérus	Lageveränderungen.	Dislogamenti dell'utero
a. V.—Prolapsio	Prolapsus	Prolapsus. <i>Syn.</i> Vorfall	Prolasso
b. V.—Hernia	Hernie	Hernia	Ernia
c. Uterus resupinatus	Retroversion	Retroversion. <i>Syn.</i> Rückwärtsbiegung	Retroversione
<i>Pruritus vulvæ</i>	<i>Prurit de la vulve</i>	<i>Pruritus der äusseren Scham</i>	<i>Prurito della vulva</i>
703. Abortus	Avortement	Abortus. <i>Syn.</i> Fehlgeburt	Aborto

Diarrhœa.

Jaundice.

* DISORDERS OF THE URINARY SYSTEM.

Albuminuria.

Dysuria.

Incontinence of urine.

Retention of urine.

DISORDERS OF THE GENERATIVE SYSTEM.

695. Metritis. *Synonym*, Hysteritis.

696. Discharge of watery fluid from the uterus. Hy-
drorrhœa.

697. Rheumatism of the uterus.

698. Hysteralgia.

699. Spurious pains and cramp.

(670.) Catarrh of the Vagina. *Synonym*, Leucorrhœa.

700. Sanguineous discharge. *Synonym*, Menstruation.

701. Hæmorrhage.

702. Displacements of the uterus.

Varieties:

a. Prolapsus.

b. Hernia.

c. Retroversion.

(681.) *Pruritus of the vulva.*

703. Abortion.

* These affections are secondary, and are therefore not numbered.

LATIN Eq.	FRENCH	GERMAN	ITALIAN
704. Partus intemptivus	Accouchement prématuré	Frühgeburt	Travaglio prematuro
705. Fœtus extra uterum gestatus	Gestation extra-utérine	Extrauterin-Schwangerschaft	Gestazione extrauterina

MALA PARTURIENTIBUS INCIDENTIA.

706. Resolutio uteri	Atonie de l'utérus	Atonie der Gebärmutter	Atonia dell' utero
707. Uterus supra modum distentus	Distention exagérée de l'utérus	Uebersässige Ausdehnung der Gebärmutter	Troppa distensione dell' utero
a. Ex immodico liquore amnii	Par excès du fluide de l'amnios	Durch zu grosse Menge des Fruchtwassers	Da sovrabbondanza delle acque dell' amnios
b. Ex geminis, trigenis, etc.	Par gestation multiple	Durch Zwillinge, Drillinge u. s. w.	Da gemelli, trigemelli, ecc.
708. Impedimenta corpora partui obstantia	Obstacle mécanique à l'action de l'utérus	Mechanisches Hinderniss in der Thätigkeit der Gebärmutter	Impedimenti meccanici alla funzione dell' utero
a. Os uteri oclusum	Par occlusion de l'orifice	Durch Verschluss des Muttermundes	Da chiusura della bocca dell' utero
b. Os uteri rigidum	Par rigidité de l'orifice	Durch Unbiegsamkeit des Muttermundes	Da rigidità della bocca dell' utero
Vagina rigida	Par rigidité du vagin	Durch Unbiegsamkeit der Scheide	Da rigidità della vagina
Perineum rigidum	Par rigidité du périnée	Durch Unbiegsamkeit des Damms	Da rigidità del perineo
c. Carcinoma cervicis uteri	Par cancer du col	Durch Krebs des Mutterhalses	Da cancro del collo dell' utero
d. Vagina coarctata	Par étroitesse du vagin	Durch Enge der Scheide	Da strettezza della vagina
e. Cicatrix vel habenula in vaginâ	Par cicatrice du vagin	Durch Vernarbung oder Bandbildung in der Scheide	Da cicatrice o briglia nella vagina
f. Cystis vaginalis	Par kyste du vagin	Durch Vaginalcyste	Da ciste vaginale
g. Vesica prolapsa	Par prolapsus de la vessie	Durch Vorfall der Blase	Da prolasso della vescica
h. Calculus vesicæ	Par calcul dans la vessie	Durch Stein in der Blase	Da calcolo nella vescica
i. Distentio recti intestini	Par distension du rectum	Durch Ausdehnung des Mastdarms	Da distensione del retto
k. Rectum prolapsum	Par prolapsus du rectum	Durch Vorfall des Mastdarms	Da prolasso del intestino retto

- 704. Premature labour.
- 705. Extra-uterine gestation.

AFFECTIONS CONNECTED WITH PARTURITION.

- 706. Atony of the uterus.
- 707. Over-distension of the uterus.
 - a.* From excess of liquor amnii.
 - b.* „ twins, triplets, &c.
- 708. Mechanical obstacle to the action of the uterus
 - a.* From occlusion of the os uteri.
 - b.* „ rigidity (1) of the os uteri.
 - (2) „ „ vagina.
 - (3) „ „ perineum.
 - c.* From cancer of the cervix uteri.
 - d.* „ narrowness of the vagina.
 - e.* „ cicatrix or band in the vagina.
 - f.* „ vaginal cyst.
 - g.* „ prolapsus of the bladder.
 - h.* „ stone in the bladder.
 - i.* „ distended rectum.
 - k.* „ prolapsus of the rectum.

LATIN EQ.	FRENCH	GERMAN	ITALIAN
<i>l.</i> Tumor	Par tumeur	Durch Geschwulst	Da Tumore
1. V.-Uteri	Utérine	Der Gebärmutter	uterino
2. V.-Ovarii	Ovarique	Des Eierstocks	delle ovaia
3. V.-Pelvis	Pelviennne	Des Beckens	pelvico
4. V.-Partium exteriorum	Des parties externes	Der äusseren Theile	delle parti esterne
<i>m.</i> Polypus	Par polype	Durch Polyp	Da polipo
<i>n.</i> Fractura ossis coxarum	Par fracture du bassin	Durch Fractur des Beckens	Da pelvi fratturata
<i>o.</i> Exostosis	Par exostose	Durch Exostose	Da esostosi
<i>p.</i> Distortum vel constrictum os coxarum	Par rétrécissement ou difformité du bassin	Durch Verkrümmung oder Verengerung des Beckens	Da pelvi distorta o ristretta
<i>q.</i> Loco motæ in pelvim lumborum vertebræ. <i>Idem</i> valet Spondylolisthesis	Luxation des vertèbres lombaires sur le bassin. <i>Syn.</i> Spondylolisthesis	Verrenkung der Leudenwirbel in das Becken. <i>Syn.</i> Spondylolisthesis	Vertebre lombari slogate nella pelvi. <i>Sin.</i> Spondylolisthesis
<i>r.</i> Ankylosis coccygis	Par ankylose du coccyx	Durch Anchylose des Steissbeins	Da coccige anchilotic
<i>s.</i> Pelvis angusta	Par étroitesse du bassin	Durch abnorme Kleinheit des Beckens	Da pelvi angusta
<i>t.</i> Uterus penitus in primum versus pendente abdomine	Extrême anteversion de l'utérus, avec relâchement des parois abdominaux	Hochgradige Anteversion des uterus (mit Hängebauch)	Antiversione estrema dell' utero
<i>u.</i> Foetus prægrandis	Par volume exagéré du fœtus	Durch abnorme Grösse des Foetus	Da grandezza smoderata del feto
<i>v.</i> Foetus male collocatus	Par position vicieuse du fœtus	Durch abnorme Lage des Foetus	Da cattiva posizione del feto
<i>w.</i> Deformitas foetus	Par formation vicieuse du fœtus	Durch Missbildung des Foetus	Da vizio di formazione del feto
<i>x.</i> Foetus morbo ad-auctus	Par volume excessif du fœtus par suite de maladie	Durch Vergrößerung des Foetus in Folge von Krankheit	Da aumento del feto per malattia
<i>y.</i> Crassitudo inusitata membranarum foetus	Par épaisseur anormale des membranes	Durch abnorme Dicke der Eihäute	Da grossezza insolita delle membrane
<i>z.</i> Brevitas inusitata funis	Par brièveté anormale du cordon	Durch abnorme Kürze des Nabelstrangs	Da cortezza insolita del funicolo

709. Hæmorrhagia

Hémorrhagie

Haemorrhagie

Emorragia

7. From tumour.

Varieties :

1. Uterine.
2. Ovarian.
3. Pelvic.
4. of external parts.

- | | | |
|-----------|---|---|
| <i>m.</i> | „ | polypus. |
| <i>n.</i> | „ | fractured pelvis. |
| <i>o.</i> | „ | exostosis. |
| <i>p.</i> | „ | distorted or contracted pelvis. |
| <i>q.</i> | „ | dislocated lumbar vertebræ into pelvis.
<i>Synonym, Spondylolisthesis.</i> |
| <i>r.</i> | „ | ankylosed coccyx. |
| <i>s.</i> | „ | diminutive pelvis. |
| <i>t.</i> | „ | extreme anteversion of the uterus (with
pendulous abdomen.) |
| <i>u.</i> | „ | excessive size of the fœtus. |
| <i>v.</i> | „ | malposition of the fœtus. |
| <i>w.</i> | „ | malformation of the fœtus. |
| <i>x.</i> | „ | enlargement of the fœtus from disease. |
| <i>y.</i> | „ | unusual thickness of the fœtal membranes. |
| <i>z.</i> | „ | unusual shortness of the funis. |

709. Hæmorrhage.

LATIN EQ.	FRENCH	GERMAN	ITALIAN
a. E secundis præviis. <i>Idem valet</i> Hæmorrhagia inevitabilis	Suite de placenta prævia	Durch Placenta prævia	Da placenta previa
b. E secundis casu separatis. <i>Idem valet</i> Hæmorrhagia fortuita	Suite du détachement accidentel du placenta	Durch zufällige Ablösung der Placenta	Da distacco accidentale della placenta
c. Ex thrombosi cervicis uteri vel labii	Par thrombus du col ou des grandes lèvres	Durch Thrombose des Cervix uteri oder des Labium	Da trombo nel collo dell' utero o nelle grandi labbra
710. Diruptio vel laceratio uteri	Rupture ou déchirure de l'utérus	Ruptur oder Zerreissung der Gebärmutter	Rottura e lacerazione dell' utero
711. Diruptio vel laceratio vaginæ	Rupture ou déchirure du vagin	Ruptur oder Zerreissung der Scheide	Rottura e lacerazione della vagina
712. Diruptio vel laceratio vesicæ	Rupture ou déchirure de la vessie	Ruptur oder Zerreissung der Harnblase	Rottura e lacerazione della vescica urinaria
713. Diruptio vel laceratio perinei	Rupture ou déchirure du périnée	Ruptur oder Zerreissung des Damms	Rottura e lacerazione del perineo
714. Retentio secundarum	Rétention du placenta	Retention der Placenta	Ritenzione della placenta
a. Ex resolutione uteri	Par atonie de l'utérus	Durch Atonie der Gebärmutter	Da atonia dell' utero
b. Ex contracto sine ordine vel ad similitudinem horologii utero	Par contraction irrégulière	Durch unregelmässige oder Sanduhr - Zusammenziehung	Da contrazioni irregolari o a guisa d' oriuolo a polvere
c. Præter naturam adhærentium	Par adhérences anormales	Durch abnorme Adhæsionen	Da aderenze straordinarie
715. Uterus inversus	Renversement de l'utérus	Inversion der Gebärmutter	Inversione dell' utero
716. Membrorum distentio	Convulsions. Éclampsie	Convulsionen	Convulsioni

MALA PUERPERIS INCIDENTIA.

717. Hæmorrhagia post partum	Hémorrhagie après l'accouchement	Haemorrhagie nach der Geburt	Emorragia dopo il parto
<i>Ephemera puerperarum</i>	<i>Éphémère puerpérale</i>	<i>Puerperale Ephemera</i>	<i>Efemera puerperale</i>
718. Febris lactantium	Fièvre de lait	Milchfieber.	Febbre del latte
<i>Febris puerperarum</i>	<i>Fièvre puerpérale</i>	<i>Puerperalfieber</i> Syn. <i>Kindbettfieber.</i>	<i>Febbre puerperale</i>

- a. From placenta prævia. *Synonym*, Unavoidable hæmorrhage.
 - b. „ accidental detachment of the placenta.
Synonym, Accidental hæmorrhage.
 - c. „ thrombus of the cervix uteri or labium.

- 710. Rupture or laceration of the uterus.

- 711. „ „ „ „ vagina.

- 712. „ „ „ „ urinary bladder.

- 713. „ „ „ „ perineum.

- 714. Retention of the placenta.
 - a. From atony of the uterus.
 - b. „ irregular or hour-glass contraction.
 - c. „ preternatural adhesions.

- 715. Inversion of the uterus.

- 716. Convulsions.

AFFECTIONS CONSEQUENT ON PARTURITION.

- 717. Post-partum hæmorrhage.

- (33.) *Puerperal ephemera*.

- 718. Milk fever.
- (32.) *Puerperal fever*.

LATIN EQ.	FRENCH	GERMAN	ITALIAN
719. Metroperitonitis. <i>Idem valet.</i> Peritonitis puerperarum	Méto-péritonite. <i>Syn.</i> Péritonite puerpérale	Bauchfellentzündung. Metroperitonitis	Metro-peritonitide. <i>Sin.</i> Puerperale
<i>a.</i> Metritis	Metrite	Gebärmutterentzündung. Metritis	Metrite
<i>b.</i> Peritonitis	Péritonite	Peritonitis	Peritonitide
<i>Phlebitis</i>	Phlébite	Phlebitis	Flebitide
<i>Phlegmasia dolens</i>	Phlegmasia alba dolens	Phlegmasia alba dolens	Flemmasia dolente
<i>Phlegmone pelvica</i>	Phlegmon pelvien	Zellgewebsentzündung des Beckens	Cellulitide pelvica
720. Abscessus iliorum et pelvis	Abcès des fosses iliaques, et de la région pelvienne	Hüft- und Schambeingegend-Abscess	Ascesso iliaco e pelvico
721. Sphacelus cervicis uteri	Sphacèle du col utérin	Gangränescenz des Mutterhalses	Sfacelo del collo dell' utero
722. Sphacelus vaginæ	Sphacèle du vagin	Gangränescenz der Scheide	Sfacelo della vagina
723. Sphacelus perinei	Sphacèle du périnée	Gangränescenz des Damms	Sfacelo del perineo
724. Sphacelus vesicæ	Sphacèle de la vessie	Gangränescenz der Blase	Sfacelo della vescica
725. Sphacelus recti intestini	Sphacèle du rectum	Gangränescenz des Mastdarms	Sfacelo dell' intestino retto
<i>Fistula uterum inter et vesicam</i>	<i>Fistule utéro-vésicale</i>	<i>Gebärmutter-Blasenfistel</i>	<i>Fistola utero-vescicale</i>
<i>Fistula vesicam inter et vaginam</i>	<i>Fistule vésico-vaginale</i>	<i>Blasen-Scheidenfistel</i>	<i>Fistola vescico-vaginale</i>
<i>Fistula rectum inter et vaginam</i>	<i>Fistule recto-vaginale</i>	<i>Mastdarm-Scheidenfistel</i>	<i>Fistola recto-vaginale</i>
<i>Inflammatio mammæ fæminæ</i>	<i>Inflammation du sein</i>	<i>Entzündung der Brustdrüse</i>	<i>Infiammazione delle mammelle</i>
<i>Abscessus mammæ fæminæ</i>	<i>Abcès du sein</i>	<i>Abscess der Brustdrüse</i>	<i>Ascesso delle mammelle</i>
726. Mania puerperarum	Manie puerpérale	Mania puerperalis	Mania puerperale
<i>a.</i> A partu	Associée à l'accouchement	In Verbindung mit dem Geburtsact	Riferibile al parto
<i>b.</i> Lactantium	Associée à la lactation	In Verbindung mit dem Stillen	Riferibile all'allattamento
727. Membrorum dis-tentio in puerperis. <i>Idem valet</i> Eclampsia	Convulsions puerpérales. <i>Syn.</i> Éclampsie	Puerperal-Convulsionen. <i>Syn.</i> Eclampsia	Convulsioni puerperali. <i>Sin.</i> Eclampsia

719. Metro-peritonitis. *Syn.* Puerperal Peritonitis.

a. Metritis.

(531.) *b.* Peritonitis.

(260.) Phlebitis.

(261.) Phlegmasia dolens.

(650^b.) Pelvic cellulitis.

720. Iliac and pelvic abscesses.

721. Sloughing of the cervix uteri.

722. „ „ vagina.

723. „ „ perineum.

724. „ „ bladder.

725. „ „ rectum.

(660.) Utero-vesical fistula.

(675.) Vesico-vaginal fistula.

(676.) Recto-vaginal fistula.

(729.) Inflammation of the female breast.

(730.) Abscess of the female breast.

726. Puerperal mania.

a. Connected with parturition.

b. „ „ lactation.

727. Puerperal convulsions. *Synonym,* Eclampsia.

LATIN Eq.	FRENCH.	GERMAN.	ITALIAN.
728. Mors repentina post partum	Mort subite après l'accouchement	Plötzlicher Tod nach Entbindung	Morte repentina dopo il parto
a. Ex concussu vel nervorum vi exinanita	Par secousse ou épuisement du système nerveux	Durch Collaps oder Erschütterung des Nervensystems	Da colpo o forza nervosa esausta
b. Ex impactione coagulorum in corde arteriaque pulmonali	Parimpaction fibrineuse dans le cœur et l'artère pulmonaire	Durch Gerinnsel im Herzen und in der Lungenarterie	Da impacciamento di fibrina nel cuore e nell'arteria pulmonale
1. Thrombosis	Thrombose	Thrombose	Trombosi
2. Embolus	Embolie	Embolie	Embolismo
c. Ex introitu aëris in venas separatis secundis	Par entrée de l'air dans les veines consécutive à la séparation du placenta	Durch Eintritt von Luft in die Venen durch die Ablösung der Placenta	Da entrata d'aria nelle vene
<i>Partus emortuus</i>	<i>Enfant mort-né</i>	<i>Todtgeboren</i>	<i>Nato morto</i>
<i>Partus intemptivus</i>	<i>Né avant terme</i>	<i>Frühgeburt</i>	<i>Parto prematuro</i>

MORBI MAMMÆ FŒMINEÆ.

729. Inflammatio	Inflammation	Entzündung	Inflammazione
a. Acuta	Aiguë	Acute	Acuta
b. Longa	Chronique	Chronische	Cronica
730. Abscessus	Abcès	Abscess	Ascesso
731. Fistula	Trajets fistuleux	Fistel	Seno
732. Profluvium lactis	Galactorrhée	Galactorrhœe	Galattorrea
733. Inopia lactis	Absence de lait	Agalactie	Deficienza di latte
734. Hypertrophia	Hypertrophie	Hypertrophie	Ipertrofia
735. Atrophia	Atrophie	Atrophie	Atrofia
736. Papilla depressa	Rétraction du mamelon	Tiefliegende Brustwarzen	Capezzolo depresso
737. Papilla scissa	Gerçurés du mamelon	Excoriation der Warzen. <i>Syn.</i> Wunde Warzen	Capezzolo fesso
738. Papilla exulcerata	Ulcération du mamelon	Geschwüre der Warzen	Capezzolo ulcerato
<i>Carcinoma</i>	<i>Cancer</i>	<i>Krebs</i>	<i>Cancro</i>
a. <i>Scirrhus</i>	<i>Squirrhe</i>	<i>Scirrhus</i>	<i>Scirro</i>
b. <i>Carcinoma medullarium</i>	<i>Médullaire. Syn. Encéphaloïde</i>	<i>Medullarkrebs</i>	<i>Cancro midollare</i>

728. Sudden death after delivery.

a. From shock or nervous exhaustion.

b. From impaction of coaguli in the heart and pulmonary artery.

1. Thrombosis.

2. Embolism.

c. From entrance of air into veins (from separation of the placenta).

(902.) *Still-born.*

(903.) *Premature birth.*

DISEASES OF THE FEMALE BREAST.

729. Inflammation.

a. Acute.

b. Chronic.

730. Abscess.

731. Sinus.

732. Galactorrhœa.

733. Deficiency of milk

734. Hypertrophy.

735. Atrophy.

736. Depressed nipple.

737. Chapped nipple.

738. Ulcerated nipple.

(44.¹) *Cancer.*

a. *Scirrhus.*

b. *Medullary cancer.*

LATIN Eq.	FRENCH	GERMAN	ITALIAN
<i>c. Carcinoma epitheliosum</i>	<i>Épithélial</i>	<i>Epithelialkrebs</i>	<i>Cancro epiteliale</i>
<i>Morbus collodes</i>	<i>Colloïde</i>	<i>Colloid</i>	<i>Colloide</i>
739. Tumores non maligni	Tumeurs non-malignes	Gutartige Geschwülste	Tumori non-maligni
a. Tumor fibrosus. <i>Idem valet</i> Tumor subcutaneus dolens	Tumeur fibreuse. <i>Syn.</i> Tumeur sous-cutanée douloureuse	Fibröse Geschwulst. <i>Syn.</i> Schmerzhafter subcutane Geschwulst	Tumore fibroso. <i>Sin.</i> Tumore Sotto-cutaneo doloroso
b. Tumor fibroplasticus	Tumeur fibroplastique	Fibroplastische Geschwulst	Tumore fibroplastico
c. Tumor adiposus	Tumeur graisseuse	Fettgeschwulst	Tumore grassoso
d. Tumor osseus	Tumeur osseuse	Knochengeschwulst	Tumore osseo
e. Tumor cartilagineus. <i>Idem valet</i> Enchondroma	Tumeur cartilagineuse	Knorpelgeschwulst	Tumore cartilaginoso. <i>Sin.</i> Encondroma
f. Tumor mammarum longus. <i>Idem valet</i> Tumor adenoides	Tumeur adenoïde. <i>Syn.</i> Hypertrophie du sein	Chronische Drüsengeschwulst. <i>Syn.</i> Adenocèle	Tumore delle mammelle cronico. <i>Sin.</i> Tumore adenoide
g. Tumor vasculosus	Tumeur vasculaire	Gefäßgeschwulst	Tumore vascolare
746. Cystis	Kyste	Cyste	Ciste
747. Tumor cysticus multiplex. <i>Idem valet</i> Cystisarcoma	Kyste composé. <i>Syn.</i> Cystosarcome	Zusammengesetzte Cystengeschwulst. <i>Syn.</i> Cystosarcom	Tumore cistico complesso. <i>Sin.</i> Cisto-sarcoma
748. Morbus parasiticus	Maladie parasitaire	Parasitische Krankheit	Malattia parasitica
749. Hyperæsthesia	Hyperesthésie	Hyperaesthesia	Iperestesia
750. Dolor mammarum. <i>Idem valet</i> Neuralgia	Mastodynïe	Mastodynïe. <i>Syn.</i> Neuralgie	Mastodinia

c. Epithelial cancer.

(45¹.) *Colloid.*

*739. Non-malignant tumours.

a. Fibrous tumour. *Synonym*, Painful sub-cutaneous tumour.

b. Fibro-plastic tumour.

c. Fatty tumour.

d. Osseous tumour.

e. Cartilaginous tumour. *Synonym*, Enchondroma.

f. Chronic mammary tumour. *Synonym*, Adenoid tumour.

g. Vascular tumour.

746. Cyst.

747. Complex cystic tumour. *Synonym*, Cysto-sarcoma.

748. Parasitic disease.

Return cases of this class according to the list
at p. 232. (Nos. 14, 22.)

749. Hyperæsthesia.

750. Mastodynia. *Synonym*, Neuralgia.

* Letters have been here substituted for the omitted numbers.

MORBI MAMMILLÆ VIRILIS.

LATIN EQ.	FRENCH	GERMAN	ITALIAN
751. Inflammatio	Inflammation	Entzündung	Infiammazione
752. Hypertrophia <i>Carcinoma</i>	Hypertrophie <i>Cancer</i>	Hypertrophie <i>Krebs</i>	Ipertrofia <i>Cancro</i>
753. Tumores non maligni	Tumeurs non malignes	Gutartige Geschwülste	Tumori non-maligni
754. Cystis	Kyste	Cyste	Ciste

MORBI ORGANORUM CORPUS MOVENTIUM.

MORBI OSSIUM.

755. Ostitis	Ostéite	Knochenentzündung	Osteitide
a. Periostitis	Périostite	Knochenhautentzündung	Periostitide
1. Nodi ossium	Nodosité	Nodi	Nodi
756. Periostitis diffusa. <i>Idem valet Abscessus periostei acutus</i>	Périostite diffuse. <i>Syn. Absès aigu du périoste</i>	Diffuse Periostitis	Periostitide diffusa. <i>Sin. Ascesso periosteale acuto</i>
a. Necrosis acuta	Nécrose aiguë	Acute Nekrose	Necrosi acuta
757. Osteomyelitis	Ostéo-myélite	Osteomyelitis	Osteo-mielitide
758. Abscessus longus	Absès chronique	Chronischer Abscess	Ascesso cronico
759. Caries	Carie	Knochenfrass	Carie
760. Necrosis	Nécrose	Nekrose	Necrosi
761. Mollities ossium	Ostéo-malacie	Osteomalacie	Rammollimento delle ossa
762. Hypertrophia	Hypertrophie	Hypertrophie	Ipertrofia
763. Atrophia	Atrophie	Atrophie	Atrofia
764. Fractura sponte orta	Fracture spontanée	Spontane Fractur	Frattura spontanea

DISEASES OF THE MALE MAMMILLA.

Register the disease printed here in *Italics*, not under this heading, but at the place referred to in each instance by number.

- 751. Inflammation.
- 752. Hypertrophy.
- (44¹.) *Cancer*.
- 753. Non-malignant tumours.
Return such cases according to the list at p. 19.
- 754. Cyst.

DISEASES OF THE ORGANS OF LOCOMOTION.

Register the diseases printed here in *Italics*, not under this heading, but at the place referred to in each instance by number.

DISEASES OF BONES.

Note.—In all cases the bone affected must be specified.

- 755. Ostitis.
 - a. Periostitis.
 - 1. Nodes.
- 756. Diffuse periostitis. *Synonym*, Acute periosteal abscess.
 - a. Acute necrosis.
- 757. Osteo-myelitis.
- 758. Chronic abscess.
- 759. Caries.
- 760. Necrosis.
- 761. Mollities ossium.
- 762. Hypertrophy.
- 763. Atrophy.
- 764. Spontaneous fracture. (The cause, if known, should be stated.)

LATIN EQ.	FRENCH	GERMAN	ITALIAN
<i>Morbus syphiliticus</i>	<i>Maladies syphilitiques</i>	<i>Syphilitische Affection</i>	<i>Malattia sifilitica</i>
<i>Carcinoma</i>	<i>Cancer</i>	<i>Krebs</i>	<i>Cancro</i>
765. Tumores non maligni	Tumeurs non-malignes	Gutartige Geschwülste	Tumori non-maligni
a. Tumor fibrosus et fibrocysticus	Fibreuses et fibrocystiques	Fibröse und fibrocystische	Fibroso e fibrocistico
b. Tumor myelodes	Myéloïdes	Myeloide	Mieloide
c. Tumor cartilagineus. <i>Idem</i> valet Enchondroma	Cartilagineuses	Knorpelgeschwulst. <i>Syn.</i> Enchondrom	Cartilaginoso
d. Tumor osseus. <i>Idem</i> valet Exostosis	Tumeur osseuse. <i>Syn.</i> Exostose	Knochengeschwulst. <i>Syn.</i> Exostose	Tumore osseo. <i>Sin.</i> Esostosi
1. Eburneus	Éburnée	Elfenbein	Avorio
2. Cancellatus	Tumeur 'cloisonnée' osseuse	Gegittert	A cancelli
3. Diffusus	Diffuse	Diffus	Diffuso
766. Cystis	Kyste	Cyste	Ciste
<i>Rachitis</i>	<i>Rachitis</i>	<i>Rhachitis</i>	<i>Rachitide</i>
<i>Struma</i>	<i>Maladie scrofuleuse</i>	<i>Scrophulöse Affection</i>	<i>Malattia scrofolosa</i>
767. Morbus parasiticus	Maladie parasitaire	Parasitische Krankheit	Malattia parasitica
767*. Deformitates ingentæ	Vices de conformation	Missbildungen	Vizi di conformazione

MORBI ARTICULORUM.

768. Inflammatio synovialis acuta	Synovite aiguë	Acute Synovitis	Sinovitide acuta
769. Inflammatio synovialis longa	Synovite chronique	Chronische Synovitis	Sinovitide cronica
a. Degeneratio in pulpa membranæ synovialis	Arthrite fongueuse	Pulpöse Entartung der Synovialmembran	Degenerazione polposa della membrana sinoviale
b. <i>Struma articularis</i>	<i>Arthrite scrofuleuse</i>	<i>Scrophulöse Affection der Knochen</i>	<i>Malattia scrofolosa degli articoli</i>
1. <i>Morbus coxæ</i>	<i>Coxalgie</i>	<i>Morbus coxæ</i>	<i>Coxalgia</i>
770. Exulceratio cartilaginis	Ulcération des cartilages	Ulceration des Knorpels	Ulcerazione della cartilagine
771. Abscessus	Abcès	Abscess	Ascesso
a. <i>Abscessus pyæmicus</i>	<i>Abcès pyohémique</i>	<i>Pyæmischer Abscess</i>	<i>Ascesso piemico</i>
772. Ankylosis	Ankylose	Anchylose	Anchilosi
a. Deformitas ex ankylosi	Difformité suite d'ankylose	Deformität durch Anchylose	Deformità da anchilosi
773. Hydrops articulorum	Hydarthrose	Gelenkwassersucht	Idropisia delle articolazioni
<i>Rheumatismus gonorrhœicus</i>	<i>Rhumatisme blennorrhagique</i>	<i>Tripper-Rheumatismus</i>	<i>Reumatismo gonorrhoico</i>

(43¹.) *Syphilitic disease.*

(44¹.) *Cancer.*

765. Non-malignant tumours.

a. Fibrous and fibro-cystic.

b. Myeloid.

c. Cartilaginous. *Synonym, Enchondroma.*

d. Osseous tumour. *Syn. Exostosis.*

Varieties.

1. Ivory.

2. Cancellated.

3. Diffused.

766. Cyst.

(50.) *Rickets.*

(49.) *Scrofulous disease.*

767. Parasitic disease.

Return cases of this class according to the list
at p. 232. (Nos. 14, 22, 48.)

767*. Malformations.

Return such cases here according to the list at
pp. 237, 243.

DISEASES OF JOINTS.

Note.—In all cases the joint affected is to be specified.

768. Acute synovitis.

769. Chronic synovitis.

a. Pulpary degeneration of synovial membrane.

(49¹.) *b. Scrofulous disease of the joints.*

(49¹.) 1. *Morbus coxæ.*

770. Ulceration of cartilage.

771. Abscess.

(31.) *a. Pyæmic abscess.*

772. Ankylosis.

a. Deformity from ankylosis.

773. Dropsy of joints.

(35.) *Gonorrhæal rheumatism.*

LATIN EQ.	FRENCH	GERMAN	ITALIAN
<i>Rheumatismus synovialis</i>	<i>Rhumatisme synovial</i>	<i>Synovial-Rheumatismus</i>	<i>Reumatismo sinoviale</i>
<i>Inflammatio synovialis podagrica</i>	<i>Rhumatisme goutteux</i>	<i>Gichtische Synovitis</i>	<i>Sinovitide gottosa</i>
<i>Ostoarthritis longa.</i> Idem valet <i>Arthritis rheumatica longa</i>	<i>Arthrite rhumatismale chronique</i>	<i>Deformirende Gelenkentzündung. Syn. Chronischer Gelenkrheumatismus</i>	<i>Osteo-artritide cronica</i>
774. Degeneratio cartilaginis et summorum ossium articularium	Dégénérescence des cartilages	Entartung des Knorpels und der Gelenkflächen der Knochen	Degenerazione della cartilagine e delle estremità articolari delle ossa
775. Articuli perforati	Perforation des articulations	Perforation der Gelenke	Perforazione delle articolazioni
776. Cartilago libera. Idem valet Corpus liberum	Cartilages libres. Syn. Corps libres	Frei bewegliche Knorpel	Corpi cartilagineosi liberi
777. Resolutio ligamentorum	Relâchement des ligaments	Erschlaffung der Bänder	Rilassamento de' ligamenti
778. Cartilago articularis loco mota	Déplacement du cartilage intra-articulaire	Dislocation des Gelenkknorpels	Dislogamento della cartilagine articolare
779. Genua introrsum flexa	Genou cagneux	Nach innen gekrümmte Beine	Gambe storte all'interno
780. Genua arcuata	Genou convexe en dehors, arqué	Säbelbein	Gambe storte all'esterno
<i>Carcinoma</i>	<i>Cancer</i>	<i>Krebs</i>	<i>Cancro</i>
781. Tumores non maligni	Tumeurs non malignes	Gutartige Geschwülste	Tumori non-maligni
782. Neuralgia articularum	Névralgie	Neuralgie der Gelenke	Nevralgia articolare

MORBI SPINÆ.

783. Exulceratio ligamentorum et cartilaginum	Ulcération des ligaments et cartilages	Ulceration der Bänder und Knorpel	Ulcerazione de' ligamenti e delle cartilagini
784. Caries et necrosis	Carie et nécrose	Caries und Nekrose	Carie e necrosi
a. Fractura sponte orta processus odontoïdis	Fracture spontanée de l'apophyse odontoïde	Spontane Fractur des Processus odontoideus	Frattura spontanea dell'apofisi odontoidea

(36.) *Synovial rheumatism.*

(41.) *Gouty synovitis.*

(42.) *Chronic osteo-arthritis.* Synonym, *Chronic rheumatic arthritis.*

774. Degeneration of cartilage, and of the articular surfaces of bones.

775. Perforation of joints.

Note.—This refers to perforation by disease, and in returning it the original affection should be stated.

776. Loose cartilage. *Synonym, Loose body.*

777. Relaxation of ligaments.

778. Displacement of articular cartilage.

779. Knock-knee.

780. Bow-leg, or out-knee.

(44¹.) *Cancer.*

781. Non-malignant tumours.

Return such cases here according to the list at p. 19.

782. Neuralgia of joints.

DISEASES OF THE SPINE.

783. Ulceration of ligaments and cartilages.

784. Caries and necrosis.

a. Spontaneous fracture of the odontoid process.

LATIN EQ.	FRENCH	GERMAN	ITALIAN
785. Abscessus psoadici, lumbares alique	Abcès du psoas et autres	Psoas-, Lumbar- und andere Abscesse	Ascesso del psoas, lumbare ed altri
786. Deformitas angularis. <i>Idem valet Kyphosis</i>	Courbure angulaire. <i>Syn. Kyphose</i>	Kyphose	Cifosi
787. Curvatura ex transverso. <i>Idem valet Scoliosis</i>	Courbure latérale. <i>Syn. Scoliosis</i>	Skoliose	Scoliosi
788. Curvatura in frontem. <i>Idem valet Lordosis</i> <i>Curvatura rachitica</i>	Courbure antérieure <i>Syn. Lordose</i> <i>Courbure rachitique</i>	Lordose <i>Rhachitische Verbiegung</i>	Lordosi <i>Curvatura rachitica</i>
789. Ankylosis <i>Osteoarthritis longa</i>	Ankylose <i>Arthrite rhumatismale chronique</i>	Anchylose <i>Chronische osteoarthritis</i>	Anchilosi <i>Osteo-artrite cronica</i>
790. Tumores non maligni <i>Carcinoma</i>	Tumeurs non malignes <i>Cancer</i>	Gutartige Geschwülste <i>Krebs</i>	Tumori non-maligni <i>Cancro</i>
791. Morbus parasiticus	Maladie parasitaire	Parasitische Krankheit	Malattia parasitica
792. Deformitates ingeniæ <i>Spina bifida</i>	Difformité résultant de vice de conformation <i>Spina bifida</i>	Deformität von Missbildung <i>Spina bifida</i>	Deformità da vizio di conformazione <i>Spina bifida</i>

MORBI MUSCULORUM APPARATUS.

MORBI MUSCULORUM.

793. Inflammatio	Inflammation	Entzündung	Infiammazione
794. Abscessus	Abcès	Abscess	Ascesso
795. Gangræna	Gangrene	Brand	Gangrena
796. Atrophia	Atrophie	Atrophie	Atrofia
797. Atrophia ingravescens	Atrophie progressive	Progressive Atrophie	Atrofia progressiva
798. Degeneratio adiposa	Dégénérescence graisseuse	Fettige Entartung	Degenerazione grassosa
799. Conversio in calcem	Ossification	Verknöcherung	Ossificazione
<i>Deposita ex syphilitide</i> <i>Carcinoma</i>	<i>Tumeur gommeuse</i> <i>Cancer</i>	<i>Syphilitische Ablagerung</i> <i>Krebs</i>	<i>Deposito sifilitico</i> <i>Cancro</i>

785. Psoas, lumbar, and other abscesses.

786. Angular deformity. *Synonym*, Kyphosis.

787. Lateral curvature. *Synonym*, Skoliosis.

788. Anterior curvature. *Synonym*, Lordosis.

(50.) *Rickety curvature*.

789. Ankylosis.

(42.) *Chronic osteo-arthritis*.

790. Non-malignant tumours.

Return such cases here according to the list at
p. 19.

(44¹.) *Cancer*.

791. Parasitic disease.

Return cases of this class according to the list
at p. 232. (No. 14.)

792. Malformation.

Return such cases here according to the list at
p. 243.

a. Deformity from malformation.

(80^a.) *b. Spina bifida*.

DISEASES OF THE MUSCULAR SYSTEM.

Note.—In all cases the affected muscle or muscles should be stated.

DISEASES OF THE MUSCLES.

793. Inflammation.

794. Abscess.

795. Gangrene.

796. Atrophy.

797. Progressive muscular atrophy.

798. Fatty degeneration.

799. Ossification.

(43¹.) *Syphilitic deposit*.

(44¹.) *Cancer*.

LATIN EQ.	FRENCH	GERMAN	ITALIAN
<i>Morbus collodes</i>	<i>Colloïde</i>	<i>Colloid</i>	<i>Colloide</i>
800. Tumores non maligni	Tumeurs non malignes	Gutartige Geschwülste	Tumori non-maligni
a. Tumor spongiosus	Tumeur érectile	Erectile Geschwulst	Tumore erettile
801. Cystis	Kyste	Cyste	Ciste
<i>Diruptio</i>	<i>Rupture</i>	<i>Zerreissung</i>	<i>Rottura</i>
<i>Paralysis infantilis</i>	<i>Paralysie de l'enfance</i>	<i>Paralysis infantilis</i>	<i>Paralisi infantile</i>
802. Morbus parasiticus	Maladie parasitaire	Parasitische Krankheit	Malattia parasitica
a. Trichinosis	Trichinose	Trichinenkrankheit	Trichinosi
<i>Spasmus</i>	<i>Spasme</i>	<i>Krampf</i>	<i>Spasmo</i>
803. Exinanitio virium	Épuisement	Erschöpfung	Esaurimento
<i>Paralysis notariorum</i>	<i>Crampes des écrivains</i>	<i>Schreibekrampf</i>	<i>Crampo degli scrivani</i>
<i>Paralysis diphtherica</i>	<i>Paralysie diphthérique</i>	<i>Diphtheritische Lähmung</i>	<i>Paralisi difterica</i>
MORBI TENDINUM.			
804. Inflammatio	Inflammation	Entzündung	Inflammazione
<i>Abscessus thecarum</i>	<i>Abcès de la gaine</i>	<i>Abscess der Sehnenscheide</i>	<i>Ascesso della teca</i>
805. Tendo adhærens	Adhèrence des tendons	Adhaesion der Sehnen	Aderenze de' tendini
<i>Carcinoma</i>	<i>Cancer</i>	<i>Krebs</i>	<i>Cancro</i>
806. Tumores non maligni	Tumeurs non malignes	Gutartige Geschwülste	Tumori non-maligni
807. Coarctatio tendinum, fasciarum, musculorum	Rétraction des tendons, des aponévroses, des muscles	Contraction der Sehnen, Fascien oder Muskeln	Retrazione de' tendini, fascie o muscoli
808. Talipes	Pied-bot	Klumpfuss	Piede torto
a. Talipes varus	Varus	Talipes varus	Talipes varo
b. „ valgus	Valgus	„ valgus	„ valgo
c. „ equinus	Pied équin	„ equinus	„ equino
d. „ calcaneus	Calcaneus	„ calcaneus	„ calcaneo
e. „ calcaneo-varus	Calcaneo-varus	„ calcaneo-varus	„ calcaneo-varo
f. „ equinovalgus. <i>Idem valet</i> Pes planus	Equino-valgus. <i>Syn. Pied-plat</i>	„ equino-valgus. <i>Syn. Plattfuss</i>	„ equino-valgo
809. Manus curta	Main-bot	Klumphand	Mano torta
810. Arcus palmaris contractus	Rétraction de l'aponévrose palmaire	Contraction des Handtellers	Retrazione dell'aponevrosi
811. Caput obstipum	Torticollis	Torticollis	Torcicollo
<i>Diruptio</i>	<i>Rupture</i>	<i>Zerreissung</i>	<i>Rottura</i>

- (45¹.) *Colloid.*
 800. Non-malignant tumour.
 a. Erectile tumour.
 801. Cyst.
 (1144.) *Rupture.*
 (88.) *Infantile Paralysis.*
 802. Parasitic disease.
 Return such cases here according to the list at
 p. 232. (No. 4.)
 a. Trichinosis.
 (95.) *Spasm.*
 803. *Exhaustion.
 (89^b.) *Scrivener's palsy.*
 (19^a.) *Diphtheritic paralysis.*

DISEASES OF TENDONS.

804. Inflammation.
 (865^a.) *Thecal abscess.*
 805. Adhesion of tendons.
 (44¹.) *Cancer.*
 806. Non-malignant tumours.
 807. Contraction of tendons, fasciæ, or muscles.
 808. Club-foot.
 a. Talipes varus.
 b. „ valgus.
 c. „ equinus.
 d. „ calcaneus.
 e. „ calcaneo-varus.
 f. „ equino-valgus. *Synonym, Flat-foot.*
 809. Club-hand.
 810. Contracted palmar fascia.
 811. Wry-neck.
 (1145.) *Rupture.*

* When the cause of this affection has been ascertained, the case should be returned under the head of the primary disease, the secondary affection being also specified.

MORBI APPENDICUM MUSCULORUM.

LATIN Eq.	FRENCH	GERMAN	ITALIAN
812. Byrsa patellæ amplificata	Hygroma du genou	Hygrom der Bursa patellæ. <i>Syn.</i> Erguss in die Bursa patellæ	Igroma del ginocchio
813. Byrsarum aliarum amplificatio	Hygroma d'autres bourses muqueuses	Hygrom anderer Bursæ	Igroma di altre borse
814. Tumor byrsæ	Tumeur des bourses muqueuses	Geschwulst der Bursa	Tumore delle borse
815. Abscessus byrsæ	Abcès des bourses muqueuses	Abscess der Bursa	Ascesso delle borse
816. Bunion	Oignon	Schwiele	Bunione
817. Ganglion	Ganglion	Ganglion	Ganglio
a. Ganglion palmare diffusum	Ganglion palmaire diffus	Diffuses Ganglion palmare	Ganglio palmare diffuso

MORBI MEMBRANÆ CELLULOSÆ.

818. Inflammatio	Inflammation	Entzündung	Infiammazione
819. Abscessus	Abcès	Abscess	Ascesso
820. Durities ex inflammatione in recens natis	Sclérème des nouveaux-nés	Verhärtung des Zellgewebes der Neugeborenen	Scleroma infiammatorio de' neonati
821. Sphacelus	Sphacèle	Brand	Sfacelo
<i>Erysipelas phlegmonodes</i>	<i>Érysipèle phlegmoneux</i>	<i>Phlegmone. Syn. Pseudoerysipelas</i>	<i>Risipola flemmonosa</i>
<i>Carbunculus</i>	<i>Anthrax</i>	<i>Carbunkel. Syn. Anthrax</i>	<i>Antrace</i>
822. Obesitas	Obésité	Fettsucht	Grassezza
823. Hæmorrhagia	Hémorrhagie	Haemorrhagie	Emorragia
a. Hæmatocèle pelvica	Hématocèle rel- vienne	Haematocèle des Beckens	Ematocèle pelvica
824. Tumores non maligni	Tumeurs non malignes	Gutartige Geschwülste	Tumori non-maligni
<i>Carcinoma</i>	<i>Cancer</i>	<i>Krebs</i>	<i>Cancro</i>
825. Morbus parasiticus	Maladie parasitaire	Parasitische Krankheit	Malattia parasitica
<i>Corpora adventitia</i>	<i>Substances étrangères</i>	<i>Fremde Substanzen</i>	<i>Corpi stranieri</i>
826. Emphysema	Emphysème	Emphysem	Emfisema

DISEASES OF THE APPENDAGES OF THE MUSCULAR SYSTEM.

812. Enlarged bursa patellæ. *Synonym*, Housemaid's knee.
813. Enlargement of other bursæ (specify which).
814. Bursal tumour. *Definition*: A solid tumour, the result of old enlargement of a bursa.
815. Bursal abscess.
816. Bunion.
817. Ganglion.
a. Diffused palmar ganglion.

DISEASES OF THE CELLULAR TISSUE.

Register the diseases printed here in *Italics*, not under this heading, but at the place referred to in each instance by number.

818. Inflammation.
819. Abscess.
820. Inflammatory induration in the newly born.
821. Slough.
 (30^b.) *Phlegmonous erysipelas*.
- (862.) *Carbuncle*. Syn. *Anthrax*.
822. Obesity.
823. *Hæmorrhage.
 (653.) *a.* *Pelvic hæmatocele*.
824. Non-malignant tumours.
 Return such cases according to the list at p. 19.
- (44¹.) *Cancer*.
825. Parasitic disease.
 Return cases of this class according to list at p. 232. (Nos. 4, 5, 14, 21, 22, 43, 48.)
- (1146.) *Foreign substances*.
826. *Emphysema.

* When the cause of this affection has been ascertained, the case should be returned under the head of the primary disease, the secondary affection being also specified.

MORBI CUTIS APPARATUS.

LATIN EQ.	FRENCH	GERMAN	ITALIAN
<i>Erysipelas</i>	<i>Erysipèle</i>	<i>Erysipelas</i>	<i>Risipola</i>
827. Erythema (sub hoc nomine comprehenduntur)	Erythème	Erythema	Eritema
1. Erythema læve	Erythema læve	Erythema læve	Eritema lieve
2. „ fugax	„ fugax	„ fugax	„ fugace
3. „ marginatum	„ marginatum	„ marginatum	„ marginato
4. „ papulatum	„ papulatum	„ papulatum	„ papulato
5. „ tuberculatum	„ tuberculatum	„ tuberculatum	„ tuberculato
6. „ nodosum)	„ nodosum	„ nodosum	„ nodoso
828. Intertrigo	Intertrigo	Intertrigo	Intertrigine
829. Roseola (sub hoc nomine comprehenduntur)	Roséole	Roseola	Rosalia
1. Roseola æstiva	Roseola æstiva	Roseola æstiva	Rosalia estiva
2. „ autumnalis	„ autumnalis	„ autumnalis	„ autunnale
3. „ symptomatica	„ symptomatica	„ symptomatica	„ sintomatica
4. „ annulata)	„ annulata	„ annulata	„ annulata
830. Urticaria	Urticaire	Nesselausschlag	Orticaria
a. Urticaria acuta	Urticaire aiguë	Urticaria acuta	„ acuta
b. „ longa	„ chronique	„ chronica	„ cronica
(sub horum nominum alterutro comprehenduntur)			
1. Urticaria febrilis	Urticaria febrilis	Urticaria febrilis	Orticaria febrile
2. „ evanida	„ evanida	„ evanida	„ evanescente
3. „ perstans	„ perstans	„ perstans	„ persistente
4. „ conferta	„ conferta	„ conferta	„ conferta
5. „ subcutanea	„ subcutanea	„ subcutanea	„ sotto-cutanea
6. „ tuberculata	„ tuberculata	„ tuberculata	„ tuberculata

DISEASES OF THE CUTANEOUS SYSTEM.

Register the diseases printed here in *Italics*, not under this heading, but at the place referred to in each instance by number.

Note.—Where the disease is local, its situation should be specified

(30.) *Erysipelas.*

827. Erythema. (This term includes

1. Erythema læve.
2. „ fugax. *Synonym*,
E. volaticum.
3. „ marginatum.
4. „ papulatum.
5. „ tuberculatum.
6. „ nodosum.)

828. Intertrigo.

829. Roseola. This term includes

1. Roseola æstiva.
2. „ autumnalis.
3. „ symptomatica.
4. „ annulata.)

830. Urticaria. *Synonym*, Nettle rash.

a. Urticaria acuta.

b. „ chronica.

(Under one or other of these heads are included

1. Urticaria febrilis.
2. „ evanida.
3. „ perstans.
4. „ conferta.
5. „ subcutanea
6. „ tuberculata.)

LATIN Eq.	FRENCH	GERMAN	ITALIAN
831. Dermatagra	Pellagre	Pellagra	Pellagra
832. Acrodynia	Acrodynie	Acrodynia	Aerodinia
833. Rosa Asturica	Rose des Asturies	Asturische Sommerseuche. <i>Syn.</i> Pellagra asturica	Rosa delle Asturie
834. Prurigo	Prurigo	Prurigo	Prurigine
835. Lichen (sub hoc nomine comprehenduntur	Lichen	Lichen	Lichene
1. Lichen simplex	Lichen simplex	Lichen simplex	Lichene semplice
2. „ pilaris	„ pilaris	„ pilaris	„ pilare
3. „ circumscriptus	„ circumscriptus	„ circumscriptus	„ circoscritto
4. „ ferox	„ agrius	„ agrius	„ agrio
5. „ tropicus)	„ tropicus	„ tropicus	„ tropico
(Lichen lividus quem appellant in genus Purpuræ cadit)	(Le soi-disant Lichen lividus est une forme de Purpura)	(Lichen lividus ist unter Purpura aufgeführt)	(Il così detto Lichene livido è una specie di Porpora)
836. Strophulus (sub hoc nomine comprehenduntur	Strophulus	Strophulus	Strophulus
1. Strophulus interstinctus	Strophulus interstinctus	Strophulus interstinctus	Strophulus interstinctus
2. „ confertus	„ confertus	„ confertus	Strophulus confertus
3. „ candidus)	„ candidus	„ candidus	Strophulus candidus
(Strophulus albidus ad Acnen refertur,	(Strophulus albidus se rapporte à l'Acné,	(Strophulus albidus gehört zu Acne,	(Strophulus albidus appartiene all'Acne
Strophulus volaticus ad Erythema)	Strophulus volaticus à l'Érythème)	Strophulus volaticus zu Erythema)	Strophulus volaticus all' Eritema)
837. Pityriasis (sub hoc nomine comprehenditur Pityriasis capitis)	Pityriasis	Pityriasis	Pitiriasi
(Pityriasis versicolor ad parasiticos affectus refertur, tanquam idem valens quod Tinea versicolor)	(Pityriasis versicolor se rapporte aux affections parasitaires comme synonyme de Tinea versicolor)	(Pityriasis versicolor unter den parasitischen Affectionen als Tinea versicolor)	(Pitiriasi versicolore appartiene alle affezioni parasitiche, ed è sinonimo colla Tigna versicolore)
838. Psoriasis (sub hoc nomine comprehenduntur Lepræ)	Psoriasis	Psoriasis (Dieser Ausdruck schliesst Lepra ein)	Psoriasi (vi si comprende la Lebbra)

831. Pellagra.
 832. Acrodynia.
 833. Asturian rose.

834. Prurigo.
 835. Lichen. (This term includes

1. Lichen simplex.
2. „ pilaris.
3. „ circumscriptus.
4. „ agrius.
5. „ tropicus. *Synonym,*
Prickly heat.)

(The so-called Lichen lividus is really a form of Purpura.)

836. Strophulus. *Synonyms,* Red gum. Tooth rash.
 (This term includes

1. Strophulus intertinctus.
2. „ confertus.
3. „ candidus.)

(Strophulus albidus is referred to Acne.
 „ volaticus to Erythema.)

837. Pityriasis. (This term includes Pityriasis capitis. *Synonym,* Dandriff.)

(Pityriasis versicolor is referred to Parasitic affections as a *Synonym* of Tinea versicolor.)

838. Psoriasis. (This term includes
 Lepra.)

LATIN Eq.	FRENCH	GERMAN	ITALIAN
a. Psoriasis vulgaris <i>Idem</i> valet Lepræ vulgares	Psoaiaris vulgaris	Psoriasis vulgaris. <i>Syn.</i> Lepra vul- garis	Psoriasi volgare
b. „ guttata	„ guttata	„ guttata	„ guttata
c. „ diffusa	„ diffusa	„ diffusa	„ diffusa
d. „ gyrata	„ gyrata	„ gyrata	„ girata
e. „ inveterata	„ invete- rata	„ invete- rata	„ inveterata
840. Miliaria	Miliaria	Miliaria	Miliare
a. Sudamina	Sudamina	Sudamina	Sudamina
841. Herpes	Herpes	Herpes	Erpete
a. Herpes phlyctenodes	Herpes phlycte- nodes ou Zona	Herpes phlyctae- nodes	Erpete flittenoso
b. „ circinatus	„ circinatus	Herpes circinatus	„ circinato
c. „ iris	„ iris	Herpes iris	„ iridato
d. „ zoster. <i>Idem</i> va- let Cingulum	„ zoster	Herpeszoster. <i>Syn.</i> Gürtelausschlag	„ cingolo. Fuoco di St. Antonio
842. Pompholyx	Pemphigus	Pemphigus. <i>Syn.</i> Pompholyx	Penfigo. <i>Sin.</i> Pon- folice
a. Pompholyx acuta	Pemphigus acutus	Pemphigus acutus	Penfigo acuto
b. „ longa	„ longus	Pemphigus chro- nicus	„ cronico
c. „ solitaria	„ solita- rius	Pemphigus soli- tarius	„ solitario
843. Eczema	Eczema	Eczem. <i>Syn.</i> Näs- sende Flechte	Eczema
a. Eczema simplex	Eczema simplex	Eczema simplex	Eczema semplice
b. „ rubrum	„ rubrum	Eczema rubrum	„ rosso
c. „ impetiginosum	„ impetigi- nodes	Eczema impetigi- nodes	„ impetigi- noide
d. „ longum	„ chronicum	Eczema chronicum	„ cronico
844. Impetigo	Impetigo	Impetigo	Impetigine
a. Impetigo sparsa	Impetigo sparsa	Impetigo sparsa	Impetigine diffusa
b. „ confluens	„ confluens	Impetigo confluens	„ con- fluente
1. Impetigo figurata	Impetigo figurata	Impetigo figurata	Impetigine figurat
2. „ larvalis	„ larvalis	„ larvalis	„ larvale

a. Psoriasis vulgaris. *Synonym*, Lepra vulgaris.

b. „ guttata.

c. „ diffusa.

d. „ gyrata.

e. „ inveterata.

*840. Miliaria.

a. Sudamina.

(This affection is almost invariably symptomatic.)

841. Herpes. (All the varieties which have been named from their locality only are to be included under the term herpes.)

a. Herpes phlyctenodes.

b. „ circinatus.

c. „ iris.

d. „ zoster. *Synonym*, Shingles.

842. Pemphigus. *Synonym*, Pompholyx.

a. Pemphigus acutus.

b. „ chronicus.

c. „ solitarius.

843. Eczema.

a. Eczema simplex.

b. „ rubrum.

c. „ impetiginodes.

d. „ chronicum.

844. Impetigo.

a. Impetigo sparsa.

b. „ confluens.

1. figurata.

2. larvalis. *Synonym*, Porrigo larvalis.

* No. 839 has been accidentally omitted

LATIN EQ.	FRENCH	GERMAN	ITALIAN
845. Rupia	Rupia	Rupia	Rupia
a. Rupia simplex	Rupia simplex	Rupia simplex	Rupia semplice
b. „ prominens	„ prominens	„ prominens	„ prominente
c. „ escharotica. <i>Idem valet</i> Pompholyx gangrænosa	„ escharotica	„ escharotica	„ escarotica. <i>Sin.</i> Penfigo gangrenoso
846. Ecthyma	Ecthyma	Ecthyma	Ectima
847. Acne	Acne	Acne. <i>Syn.</i> Fin-nenausschlag	Acne
a. Acne punctata	Acne punctata	Acne punctata	Acne puntata
b. „ indurata	„ indurata	„ indurata	„ indurata
c. „ rosacea	„ rosacea	„ rosacea	„ rosacea
d. „ strophulosa <i>Idem valet</i> Strophulus albidus	„ strophulosa <i>Syn.</i> Strophulus albidus	„ strophulosa <i>Syn.</i> Strophulus albidus	„ strofulosa <i>Sin.</i> Strophulus albidus
848. Sycosis. <i>Idem valet</i> Mentagra	Sycosis. <i>Syn.</i> Mentagra	Sycosis. <i>Syn.</i> Mentagra	Sicosi. <i>Sin.</i> Mentagra
849. Steatorrhœa	Stearrhœa	Stearrhoea. <i>Syn.</i> Seborrhœa	Stearrea
a. Steatorrhœa simplex	Stearrhœa simplex	Stearrhœa simplex	Stearrea semplice
b. „ nigricans	„ nigricans	„ nigricans	„ nigricante
850. Ichthyosis	Ichthyosis	Ichthyosis	Ittiosi
a. Ichthyosis vera	Ichthyosis vera	Ichthyosis vera	Ittiosi vera
b. „ cornea	„ cornea	„ cornea	„ cornea
851. Xeroderma. <i>Idem valet</i> Scleroderma, Scleriasis	Xeroderma. <i>Syn.</i> Sclérème	Xeroderma. <i>Syn.</i> Scleroma	Xeroderma. <i>Sin.</i> Scleroderma, Sclerasi
852. Leucoderma (sub hoc nomine comprehenditur Vitiligo)	Leucoderma (Vitiligo)	Leucoderma (Schliesst Vitiligo ein)	Leucoderma (Vitiligine)
853. Albitudo	Albinismus	Albinismus	Albinismo
854. Canities	Canities	Canities	Canizie
855. Melasma <i>Melasma Addisoni</i>	Melasma <i>Melasma Addisonii</i>	Melasma <i>Melasma Addisonii.</i>	Melasma <i>Melasma dell' Addison</i>
856. Lentigo et Ephelis	Lentigo et Ephelis	Lentigo und Ephelis. <i>Syn.</i> Sommersprossen	Lentigine ed Efelidi

845. Rupia.
 a. Rupia simplex.
 b. „ prominens.
 c. „ escharotica. *Synonym*, Pemphigus gangrenosus.
846. Ecthyma.
847. Acne.
 a. Acne punctata.
Note.—When the Demodex folliculorum is discovered, its presence should be stated.
 b. „ indurata.
 c. „ rosacea.
 d. „ strophulosa. *Synonym*, Strophulus albidus.
848. Sycosis. *Synonym*, Mentagra.
Note.—When the Microsporon mentagrophytes or the Demodex folliculorum is discovered, its presence should be stated.
849. Stearrhœa.
 a. Stearrhœa simplex.
 b. „ nigricans.
850. Ichthyosis.
 a. Ichthyosis vera.
 b. „ cornea.
851. Xeroderma. *Synonyms*, Scleroderma, Scleriasis.
852. Leucoderma. (This term includes Vitiligo.)
853. Albinismus.
854. Canities.
855. Melasma.
 (286.) *Melasma Addisoni*. English name, Addison's disease. *Synonym*, Bronzed skin.
856. Lentigo and Ephelis. *Synonym*, Freckles.

LATIN Eq.	FRENCH	GERMAN	ITALIAN
857. Pernio	Engelure	Frostbeule.	Geloni
858. Ambusta ex frigore	Congélation	Erfrierung. <i>Syn.</i> Dermatitis con- gelationis bul- losa et escharo- tica	Assiderazione
859. Ulcus	Ulcère	Geschwür	Ulcerà
860. Fissuræ. Rhagades	Fissures	Fissuren. <i>Syn.</i> Rhagades	Ragadi
<i>Gangræna oris</i>	<i>Gangrène de la bouche</i>	<i>Noma. Syn. Was- serkrebs</i>	<i>Cancro della bocca</i>
861. Furunculus	Clou ou furoncle	Furunkel	Foruncolo
862. Carbunculus	Anthrax	Carbunkel	Antrace
<i>Pustula maligna</i>	<i>Pustule maligne</i>	<i>Milzbrand. Syn.</i> <i>Pustula maligna</i>	<i>Pustola maligna</i>
863. Onychia	Onyxis	Onychia	Onice
864. Onychia maligna	Onyxis malin	Onychia maligna	,, maligna
865. Paronychia	Tourniole	Paronychia	Patereccio
a. Abscessus thecarum	Abscès des gaines tendineuses	Sehnenscheide abscess	Ascesso delle va- gine dei tendini
866. Gangræna	Gangrène	Brand	Gangrena
867. Hypertrophia	Hypertrophie	Hypertrophie	Ipertrofia
868. Clavus	Cor	Hühnerauge.	Callo
on	<i>Oignon</i>	<i>Schwiele</i>	<i>Bunione</i>
869. Elephantiasis Ara- bum. <i>Idem va- lent</i> Crus Bar- badicum; Ele- phas	Elephantiasis des Arabes. <i>Syn.</i> Jambe des Bar- bades; Jambe Éléphantique	Elephantiasis Ara- bum. <i>Syn.</i> Pa- chyderma	Elefantiasi degli Arabi. <i>Sin.</i> Gamba di Bar- badoes
<i>Lepræ veræ. Idem valet Elephant- iasis Græcorum</i>	<i>Lèpre vraie. Syn.</i> <i>Elephantiasis des Grecs</i>	<i>Aussatz. Syn.</i> <i>Elephantiasis Græcorum</i>	<i>Elefantiasi de Greci</i>
870. Atrophia	Atrophie	Atrophie	Atrofia
a. Atrophia linearis	Atrophie lineaire	Lineare Atrophie	Atrofia inearo
b. Alopecia	Alopécie	Alopecia. <i>Syn.</i> Kahlheit	Alopecia
c. Atrophia unguium	Atrophie des ongles	Atrophie der Nägel	Atrofia delle un- ghie
<i>Carcinoma</i>	<i>Cancer</i>	<i>Krebs</i>	<i>Cancro</i>
871. Tumor fibrocellu- losus	Tumeur fibro- celluleuse	Fibro-celluläre Geschwulst	Tumore fibro- cellulare
872. Tumor adiposus	Tumeur grais- seuse	Fettgeschwulst	Tumore adiposo
<i>Nævus vasculosus</i>	<i>Nævus vascularis</i>	<i>Naevus vascularis</i>	<i>Neo vascolare</i>
873. Nævus	Nævus	Naevus	Neo
874. Nævus pilaris	Nævus pilaris	Muttermal	Neo pilifero

857. Chilblain.
858. Frostbite.
859. Ulcer.
860. Fissures.
- (353.) *Cancrum oris.*
861. Boil.
862. Carbuncle. *Synonym*, Anthrax.
(26.) *Malignant pustule.*
863. Onychia. *Definition*: Inflammation of the matrix of the nail.
864. Onychia maligna.
865. Whitlow.
 a. Thecal abscess.
866. Gangrene.
867. Hypertrophy.
868. Corn.
(816.) *Bunion.*
869. Elephantiasis Arabum. *Synonyms*, Barbadoes leg,
 Elephas.
- (48.) *True Leprosy.* *Synonym*, *Elephantiasis Græcorum.*
870. Atrophy.
 a. Linear atrophy.
 b. Alopecia.
 c. Atrophy of nails.
- (44¹.) *Cancer.*
871. Fibro-cellular tumour.
872. Fatty tumour.
- (267.) *Nævus vascularis.*
873. Nævus. *Synonym*, Port-wine stain.
874. Nævus pilaris. *Synonym*, Mole.

LATIN EQ.	FRENCH	GERMAN	ITALIAN
875. Tumor sebaceus	Tumeur sébacée	Talgdrüsenge- schwulst	Tumore sebaceo
<i>a. Steatoma</i>	Stéatome	Steatom	Steatoma
876. Cornua	Cornée	Hörner	Escrescenze cor- nee
877. Verrucæ	Verrues	Warzen	Verruche
878. Condyloma	Condylome	Condylom	Condiloma
879. Molluscum	Mollusque	Molluscum	Mollusco
880. Tumor cheloides	Chéloïde	Keloid	Cheloide
881. Morula	Frambœsia	Framboesia	Framboësia
882. Furunculus Delhi- nus	Bouton de Delhi	Beule von Delhi	Gavocciolo di Delhi
883. Malum Aleppense	Bouton d'Alep	Beule von Aleppo	Gavocciolo d'Aleppo
<i>Lupus</i>	<i>Lupus</i>	<i>Lupus</i>	<i>Lupus</i>
<i>Struma</i>	<i>Maladie scrofu- leuse</i>	<i>Scrophulöse Affection</i>	<i>Malattia scrofo- losa</i>
884. Unguis involutus	Ongle incarné	Eingewachsener Nagel	Unghia incarnita
<i>Macula argentea</i>	<i>Coloration anor- male par l'argent</i>	<i>Silberfärbung</i>	<i>Cute scolorata da nitrato d'argento</i>
<i>Ambusta</i>	<i>Brûlure</i>	<i>Verbrennungen und Verbrü- hungen</i>	<i>Bruciature e scot- tature</i>
884*. Cicatrices	Cicatrices	Narben	Cicatrici
<i>Hyperæsthesia</i>	<i>Hyperesthésie</i>	<i>Hyperaesthesia</i>	<i>Iperestesia</i>
885. Pruritus	Pruritus	Pruritus	Prurito
<i>Anæsthesia</i>	<i>Anesthésie</i>	<i>Anaesthesia</i>	<i>Anestesia</i>
886. Ephidrosis	Ephidrosis	Ephidrosis. <i>Syn.</i> Hyperidrosis	Efidrosi
887. Anidrosis	Anidrosis	Anidrosis	Anidrosi
MORBI CUTIS PARASITICI.			
888. Tinea tonsdens. <i>Parasitus, Achorion Lebertii.</i> <i>Idem valet Trichophyton ton-</i> <i>dens</i>	Teigne tonsurante. <i>Parasite, A-</i> <i>chorion Lebertii</i> <i>Syn. Tricho-</i> <i>phyton tonsu-</i> <i>rans</i>	Tinea tonsurans. <i>Syn. Ringwurm.</i> <i>Parasit, Achorion Lebertii.</i> <i>Syn. Tricho-</i> <i>phyton tonsu-</i> <i>rans</i>	Tigna tonsurante
889. Tinea decalvans. <i>Idem valet Area.</i> <i>Parasitus, Microsporum Audouini</i>	Teigne pelade. <i>Parasite, Microsporum Audouini</i>	Tinea decalvans <i>Syn. Alopecia areata. Parasit, Microsporum Audouini</i>	Tigna decalvante
890. Tinea favosa. <i>Idem valet Favus.</i> <i>Parasitus, Achorion Schœnleinii; Puccinia favi</i>	Teigne faveuse. <i>Parasites, Achorion Schœnleinii; Puccinia favi</i>	Tinea favosa. <i>Syn. Favus. Parasiten, Achorion Schœnleinii; Puccinia favi</i>	Tigna favosa

875. Sebaceous tumour.

a. Steatoma.

876. Cornua.

877. Warts.

878. Condyloma.

879. Molluscum.

880. Cheloid.

881. Frambœsia. *Synonym*, Yaws.

882. Delhi Boil.

883. Aleppo Evil.

(46.) *Lupus*.

(49.) *Scrofulous disease*.

884. Ingrown nail.

(912^a.) *Silver stain*.

(992.) *Burns and scalds*.

884*. Cicatrices (State the cause).

Note.—Under this heading are only to be returned cases presenting a definite morbid character.

(102.) *Hyperæsthesia*.

885. Pruritus.

(103.) *Anæsthesia*.

886. Ephidrosis.

887. Anidrosis.

PARASITIC DISEASES OF THE SKIN.*

888. *Tinea tonsurans*. *Synonym*, Ringworm. *Parasite*, Achorion Lebertii. *Synonym*, Trichophyton tonsurans.

889. *Tinea decalvans*. *Synonyms*, Alopecia areata, Porrigo decalvans. *Parasite*, Microsporon Audouini.

890. *Tinea favosa*. *Synonyms*, Favus, Porrigo favosa. *Parasites*, Achorion Schœnleinii; Puccinia Favi.

* For a list of the parasites found in the parasitic diseases of the skin, all of which are to be returned here, see pp. 232-5. (Nos. 5, 36-43, 45, 48-55.)

LATIN Eq.	FRENCH	GERMAN	ITALIAN
891. <i>Tinea versicolor.</i> <i>Idem valet</i> <i>Ptyriasis versicolor.</i> <i>Parasitus, Microsporon furfur</i>	<i>Tinea versicolor.</i> <i>Parasite, Microsporon furfur</i>	<i>Tinea versicolor.</i> <i>Syn. Pityriasis versicolor. Parasit, Microsporon furfur</i>	<i>Tigna versicolore</i>
892. <i>Tinea polonica.</i> <i>Idem valet</i> <i>Plica polonica. Parasitus, Trichophyton sporoides</i>	<i>Plique. Parasite, Trichophyton sporuloides</i>	<i>Tinea polonica.</i> <i>Syn. Plica polonica. Parasit, Trichophyton sporuloides</i>	<i>Plica polonica</i>
893. <i>Mycetoma. Idem valet</i> <i>Pes Maduranus. Parasitus, Chionyphe Carteri</i>	<i>Mycetoma. Parasite, Chionyphe Carteri</i>	<i>Mycetoma. Syn. Madurafuss. Parasit, Chionyphe Carteri</i>	<i>Micetoma</i>
894. <i>Scabies. Idem valet</i> <i>Psora. Parasitus, Sarcoptes scabiei</i>	<i>Gale. Parasite, Acarus scabiei</i>	<i>Scabies. Syn. Krätze. Parasit, Sarcoptes scabiei</i>	<i>Rogna</i>
895. <i>Phthiriasis</i>	<i>Phthiriase.</i>	<i>Phthiriasis.</i>	<i>Ftiriasi</i>
896. <i>Irritatio orta</i>	<i>Irritation causée par</i>	<i>Irritation erzeugt durch</i>	<i>Irritazione prodotta da</i>
<i>a. Ex pediculo capitis</i>	<i>Pou de tête</i>	<i>Pediculus capitis</i>	<i>Pidocchio della testa</i>
<i>b. Ex pediculo palpebrarum</i>	<i>Pou des paupières</i>	<i>Pediculus palpebrarum</i>	<i>Pidocchio delle palpebre</i>
<i>c. Ex pediculo vestimenti</i>	<i>Pou des vêtements</i>	<i>Pediculus vestimenti</i>	<i>Pidocchi de' vestiti</i>
<i>d. Ex pediculo tabescentium</i>	<i>Pou de corps</i>	<i>Pediculus tabescentium</i>	<i>Pidocchio de' tisici</i>
897. <i>Ex pulice penetranti</i>	<i>Chique</i>	<i>Pulex penetrans</i>	<i>Pulce penetrante</i>
<i>Ex pulice irritanti</i>	<i>Puce proprement dite</i>	<i>Pulex irritans. Syn. Der gewöhnliche Floh</i>	<i>Pulce irritante</i>
898. <i>Ex cimice</i>	<i>Punaise</i>	<i>Cimex. Syn. Die Wanze</i>	<i>Cimice</i>
899. <i>Ex leptotrice autumnali</i>	<i>Leptothryx autumnalis</i>	<i>Leptothrix autumnalis</i>	<i>Bruco</i>
900. <i>Ex crabronibus apibus, aliisque insectis aculeatis</i>	<i>Guêpes, abeilles et autres insectes piquants</i>	<i>Wespen, Bienen und andere stechende Insecten</i>	<i>Vespe, api ed altri insetti pungenti</i>
901. <i>Ex urticis, aliisque plantis aculeatis</i>	<i>Orties et autres plantes piquantes</i>	<i>Nesseln und andere stechende Pflanzen</i>	<i>L' ortica ed altre piante pungenti</i>

891. *Tinea versicolor.* *Synonym,* *Pityriasis versicolor.*
Parasite, *Microsporon furfur*
892. *Tinea Polonica.* *Synonym,* *Plica Polonica.* *Parasite,*
Trichophyton sporuloides.
893. *Mycetoma.* *Synonym,* *Madura foot.* *Parasite,* *Chionyphe Carteri.*
894. *Scabies.* *Synonym,* *Itch.* *Parasite,* *Sarcoptes Scabiei.*
895. *Phthiriasis.*
896. Irritation caused by
a. *Pediculus capitis.*
b. „ *palpebrarum.*
c. „ *vestimenti.*
d. „ *tabescentium.*
e. *Phthirus inguinalis.*
897. „ *Pulex penetrans.* *English Synonym,* *Chigoe.*
 „ „ *irritans.*
898. „ *Cimex.*
899. „ *Leptothrix autumnalis.* *English Synonym,*
Harvest-bug.
900. „ Wasps, bees, and other stinging insects.
- (985^{a3}) Cases of irritation from stinging insects should
 be entered here, and those of death from that
 cause under poisoned wounds.
901. „ Nettles and other stinging plants.

CONDITIONES NON EX NECESSITATE CUM MORBIS CONJUNCTÆ SIVE CORPORIS UNIVERSI SIVE PARTIUM SINGULARUM.

LATIN EQ.	FRENCH	GERMAN	ITALIAN
902. Partus emortuus	Enfant mort-né	Todtgeboren	Nato-morto
903. Partus intemptivus	Né avant terme	Frühgeburt	Parto prematuro
904. Senectus	Marasme sénile	Hohes Alter	Vecchiaja
905. Imbecillitas	Débilité	Entkräftung	Debolezza

VENENA

METALLA ET SALES METALLICI.

906. Arsenicum	Arsenic	Arsenik	Arsenico
907. Hydrargyrus	Mercure	Quecksilber. <i>Syn.</i> Mercur	Mercurio
a. Tremor ex hydrargyro	Tremblement mercurial	Quecksilberzittern	Tremito mercuriale
b. <i>Inflammati ex hydrargyro dentium periostei</i>	<i>Inflammation mercurielle du périoste dentaire</i>	<i>Mercurielle Entzündung des Zahnperiosts</i>	<i>Inflammation mercuriale del periosteo de' denti</i>
908. Plumbum	Plomb	Blei	Piombo
a. Colum ex plumbo. <i>Idem valet Colum pictorum</i>	Colique de plomb	Bleicolik. <i>Syn.</i> Colica saturnina	Colica de' pittori
b. Paralysis ex plumbo	Paralyse saturnine	Bleilähmung	Paralisi litargirosa
c. Gingiva cærulea	Lisére bleu saturnin des gencives	Blauer Rand des Zahnfleisches	Orlo della gengiva azzurro
d. <i>Decolorata plumbo conjunctiva</i>	<i>Tache saturnine de la conjonctive</i>	<i>Flecken der Conjunctiva von Blei</i>	<i>Macchia della congiuntiva da piombo</i>
909. Cuprum	Cuivre	Kupfer	Rame
910. Antimonium	Antimoine	Antimon	Antimonio
911. Zincum	Zinc	Zink	Zinco

CONDITIONS NOT NECESSARILY ASSOCIATED WITH GENERAL OR LOCAL DISEASES.

- 902. Still-born.
- 903. Premature birth.
- 904. Old age.

Note.—This mode of return is only to be employed when the cause of death is not traceable to definite disease.

- 905. *Debility. *Definition*: Uniform exhaustion of all the organs of the body without specific disease.

POISONS.

In returning cases of poisoning, the precise agent should be stated.

METALS AND THEIR SALTS.

- 906. Arsenic.
- 907. Mercury.

a. Mercurial tremor.

- (393.) *b.* Mercurial inflammation of the dental periosteum.

- 908. Lead.

a. Lead colic. *Synonym*, Painters' colic.

b. Lead palsy.

c. Blue gum.

- (124.^b) *d.* Stain of the conjunctiva from lead.

- 909. Copper.

- 910. Antimony.

- 911. Zinc.

* When the cause of this affection has been ascertained, the case should be returned under the head of the primary disease, the secondary affection being also specified.

LATIN Eq.	FRENCH	GERMAN	ITALIAN
912. Argentum	Argent	Silber	Argento
a. Macula argentea	Coloration anormale par l'argent	Silber Entfärbung	Cute scolorata da argento
b. Decolorata argento conjunctiva	Tache de la conjunctive par le nitrate d'argent	Flecken der Conjunctiva von Höllenstein	Macchia della conjunctiva da nitrato d'argento
913. Ferrum	Fer	Eisen	Ferro
914. Bismuthum	Bismuth	Wismuth	Bismuto
915. Chromium	Chrome	Chrom	Cromio
a. Potassæ bichromas	Bichromate de Potasse	Doppeltchromsaures Kali	Bicromato di Potassa

ALCALIA CAUSTICA.

916. Potassa	Potasse	Kali	Potassa
917. Soda	Soude	Natron. <i>Syn.</i> Soda	Soda
918. Ammonia	Ammoniaque	Ammoniak	Ammoniaca
919. Sales alcalini	Sels alcalins	Alkalische Salze	Sali alcalini

METALLIS SIMILIA.

920. Phosphorus	Phosphore	Phosphor	Fosforo
a. Inflammatio et necrosis alveolorum ex phosphoro	Inflammation et nécrose des alvéoles causées par le phosphore	Phosphor-Entzündung und Necrose der Alveolen	Inflammazione fosforica e necrosi degli alveoli
921. Iodum	Iode	Jod	Iodio

ACIDA.

922. Acidum sulphuricum	Acide sulfurique	Schwefelsäure	Acido solforico
923. Acidum nitricum	Acide nitrique	Salpetersäure	„ nitrico
924. Acidum hydrochloricum	Acide hydrochlorique	Salzsäure	„ idroclorico
925. Acidum phosphorosum	Acide phosphoreux	Phosphorige Säure	„ fosforoso
926. Acidum oxalicum	Acide oxalique	Oxalsäure	„ ossalico
927. Acidum tartaricum	Acide tartarique	Weinsteinsäure	„ tartarico

VENENA VEGETABILIA.

928. Sabina	Sabine	Sabina (Sadebaum)	Sabina
929. Oleum crotonis	Huile de croton	Krotonöl	Olio di croton
930. Elaterium	Elaterium	Elaterium (Springgurken-Extract)	Elaterio
931. Colchicum	Colchique	Colchicum (Herbstzeitlose)	Colchico

912. Silver.

a. Silver stain.

(124.^a) b. *Stain of the conjunctiva from nitrate of silver.*

913. Iron.

914. Bismuth.

915. Chromium.

a. Bichromate of potash.

CAUSTIC ALKALIES.

916. Potash.

917. Soda.

918. Ammonia.

919. Alkaline salts.

METALLOIDS.

920. Phosphorus.

(394.) a. *Phosphoric inflammation and necrosis of the alveoli.*

921. Iodine.

ACIDS.

922. Sulphuric acid.

923. Nitric acid.

924. Hydrochloric acid.

925. Phosphorous acid.

926. Oxalic acid.

927. Tartaric acid.

VEGETABLE POISONS.

928. Savin.

(JUNIPERUS SABINA.—*Linnæus.*)

929. Croton oil.

(CROTON TIGLIUM.—*Linnæus.*)

930. Elaterium.

(ECBALIUM OFFICINARUM.—*Rich.*)

931. Colchicum.

(COLCHICUM AUTUMNALE.—*Linnæus.*)

LATIN Eq.	FRENCH	GERMAN	ITALIAN
932. Helleborus niger	Hellébore noir	Helleborus niger (schwarze Nieswurz)	Elleboro nero
933. Veratrum album	Hellébore blanc	Veratrum album (weisse Nieswurz)	Elleboro bianco
a. Veratria	Vératrine	Veratria	Veratrina
934. Scilla	Scille	Scilla (Meerzwiebel)	Scilla
935. Ergota	Ergot de seigle	Secale (Mutterkorn)	Segala cornuta
a. Ergotismus	Ergotisme	Ergotismus	Ergotismo
936. Opium	Opium	Opium	Oppio
937. Cannabis Indica	Haschish	Cannabis indica	Canapa Indica
938. Alcohol	Alcohol	Alcohol (Spiritus)	Alcoole
a. Delirium alcoholicum.	Delirium tremens.	Delirium tremens. <i>Syn.</i> Säuferwahnsinn.	Delirium tremens.
939. Ætheris vapor	Vapeur d'éther	Aetherdampf	Vapore d'etere
940. Chloroformi vapor	Vapeur de chloroforme	Chloroformdampf	Vapore di cloriformio
941. Hyoscyamus	Jusquiame	Hyoscyamus (Bilsenkraut)	Giusquiamo
942. Belladonna	Belladonne	Belladonna (Tollkirsche)	Belladonna
a. Atropia	Atropine	Atropia	Atropina
943. Stramonium	Pomme épineuse	Strammonium (Stechapfel)	Stramonio
944. Acidum hydrocyanicum	Acide cyanhydrique	Blausäure	Acido idrocianico
a. Amygdalæ amaræ oleum	Huile d'amandes amères	Bittermandelöl	Olio di mandorle amare
b. Laurocerasi aqua	Laurier cerise	Kirschlorbeerwasser	Aqua di lauro-ceraso
945. Potassii cyanidum	Cyanure de potassium	Cyankalium	Cianuro di potassio
946. Nitrobenzoleum	Nitro-benzole	Nitrobenzol	Nitro-benzina
947. Uralia. Curara	Curare	Woorara. Curara	Curaro
948. Conium	Yiguë	Conium (Fleckschierling)	Cicuta
949. Aconitum	Aconite	Aconit(Sturmhut)	Aconito

932. Black hellebore.
(HELLEBORUS NIGER.—*Linnæus*.)

933. White hellebore.
(VERATRUM ALBUM.—*Linnæus*.)

a. Veratria.

934. Squill.
(SCILLA MARITIMA.—*Linnæus*.)

935. Ergot of rye.
(SPHÆRIA PURPUREA.—*Fries*.)

a. Ergotism.

936. Opium.
(PAPAVER SOMNIFERUM.—*Linnæus*.)

937. Indian hemp. Cannabis Indica.
(CANNABIS SATIVA.—*Linnæus*.)

938. Alcohol.
a. Delirium tremens.

939. Ether vapour.

940. Chloroform vapour.

941. Henbane. Hyoscyamus.
(HYOSCYAMUS NIGER.—*Linnæus*.)

942. Deadly nightshade. Belladonna.
(ATROPA BELLADONNA.—*Linnæus*.)

a. Atropia.

943. Thorn apple. Stramonium.
(DATURA STRAMONIUM.—*Linnæus*.)

944. Prussic acid.

a. Oil of bitter almonds.

b. Laurel water.

945. Cyanide of potassium.

946. Nitro-benzole.

947. Wourali. Curara. Woorara.
(STRYCHNOS TOXIFERA.—*Schomburgk*.)

948. Hemlock. Conium.
(CONIUM MACULATUM.—*Linnæus*.)

949. Monkshood. Aconite.
(ACONITUM NAPELLUS.—*Linnæus*.)

LATIN EQ.	FRENCH	GERMAN	ITALIAN
<i>a. Aconitia</i>	Aconitine	Aconitin	Aconitina
950. Digitalis	Digitale	Digitalis (Fingerhut)	Digitale
<i>a. Digitalinum</i>	Digitaline	Digitalin	Digitalina
951. Tabacum	Tabac	Tabak	Tabacco
<i>a. Nicotia</i>	Nicotine	Nicotin	Nicotina
952. <i>Oenanthe crocata</i>	<i>Oenanthe safranée</i>	<i>Oenanthe crocata</i> (Rebendolde)	<i>Oenanthe crocata</i>
953. Nux vomica	Noix vomique	Nux vomica (Brechnuss)	Noce vomica
<i>a. Strychnia</i>	Strychnine	Strychnin	Strichnina
<i>b. Brucia</i>	Brucine	Brucin	Brucina
954. Upas tieuticum	Upas tieuté	Upas tieute (Strychnos tieute)	Upas tieute
955. Upas antiaricum	Upas antiar	Upas antiar	Upas antiar
956. Faba Calabarica. <i>Idem valet, Physostigmatis faba</i>	Fève de Calabar	Calabarbohne (Physostigma venenosum)	Physostigma venenosum. Fava di Calabar
957. <i>Æthusa cynapium</i>	Persil des fous	<i>Æthusa cynapium</i> (Hundspestersilie; kleiner Schierling)	<i>Æthusa cynapium</i>
958. Cicuta virosa	Ciguë vireuse	Cicuta virosa (Wasserschierling)	Cicuta virosa
959. Camphora	Camphre	Campher	Canfora
960. Cocculus Indicus	Cocculus Indicus	Cocculus indicus (Kockelskörner)	Cocco indiano
961. Lolium temulentum	Ivraie	Lolium temulentum (Lolch)	Lolium temulentum
962. Lobelia inflata	Lobelia à fruits gonflée	Lobelia (Lobelia inflata)	Lobelia inflata
963. Laburnum	Laburnum	Laburnum	Laburnum
964. Taxus baccata	If	Taxus baccata (Eibenbaum)	Taxus baccata

- a.* Aconitia.
950. Foxglove. Digitalis.
(DIGITALIS PURPUREA.—*Linnæus*.)
- a.* Digitalin.
951. Tobacco.
(NICOTIANA TABACUM.—*Linnæus*.)
- a.* Nicotia.
952. Hemlock dropwort.
(CENANTHE CROCAT.—*Linnæus*.)
953. Nux vomica.
(STRYCHNOS NUX VOMICA.—*Linnæus*.)
- a.* Strychnia.
- b.* Brucia.
954. Upas tieute.
(STRYCHNOS TIEUTE.—*Leschenhault*.)
955. Upas antiar.
(ANTIARIS TOXICARIA.—*Leschenhault*.)
956. Calabar bean.
(PHYSOSTIGMA VENENOSUM.—*Balfour*.)
957. Fool's parsley.
(ÆTHUSA CYNAPIUM.—*Linnæus*.)
958. Water hemlock.
(CICUTA VIROSA.—*Linnæus*.)
959. Camphor.
(CINNAMOMUM CAMPHORA.—*F. Nees and Obermaier*.)
960. Cocculus Indicus.
(ANAMIRTA COCCULUS.—*Wight and Arnott*.)
961. Darnel.
(LOLIUM TEMULENTUM.—*Linnæ*
962. Indian tobacco. Lobelia.
(LOBELIA INFLATA.—*Linnæus*.)
963. Laburnum.
(LABURNUM VULGARE.—*Grisebach*.)
964. Yew.
(TAXUS BACCATA.—*Linnæus*.)

LATIN EQ.	FRENCH	GERMAN	ITALIAN
965. Fungi venenati	Champignons vénéneux	Giftige Pilze	Funghi velenosi
a. Panis mucidus	Pain moisi	Schimmeliges Brot	Pane muffato
966. Grana venenata	Graine vénéneuse	Giftige Samenkörner	Grani avvelenati
a. Lathyrus	Lathyrus, Pois carré	Lathyrus	Lathyrus
Paralysis ex Lathyro	Paralysie causée par Lathyrus	Lähmung durch Lathyrus	Paralisi da Lathyrus

VENENA ANIMALIA.

67. Cantharis	Cantharides	Canthariden (Spanische Fliegen)	Cantaridi
968. Caro rancida et morbida	Viande avancée et gatée	Verfaulendes und erkranktes Fleisch	Carne guasta ed infetta
969. Caro venenata	Viande empoisonnée	Giftiges Fleisch	Carne avvelenata
a. Botuli	Saucisses	Würste	Salsiccie
970. Caseus venenatus	Fromage empoisonné	Giftiger Käse	Formaggio avvelenato
971. Lac venenatum	Lait empoisonné	Giftige Milch	Latte avvelenato
972. Pisces venenati	Poisson empoisonné	Giftiger Fisch	Pesce avvelenato
a. Musculi	Moules	Muscheln	Nicchi

VENENA AËRIA.

973. Ammonia	Ammoniaque	Ammonium	Ammoniaca
974. Acidi nitrosi vapor	Acide nitreux	Dampf von salpetriger Säure	Vapori d'acido nitroso
975. Chlorum	Chlore	Chlor	Cloro
976. Acidum carbonicum	Acide carbonique	Kohlensäure	Acido carbonico
977. Oxidum carbonicum	Oxide de carbone	Kohlenoxydgas	Ossido carbonico
978. Carbonis vapor	Vapeur de carbone	Kohlengas	Gas del carbon fossile
979. Cyanogenium	Cyanogène	Cyanogen	Cianogeno
980. Hydrogenii sulphuretum	Hydrogène sulfuré	Schwefelwasserstoff	Idrogeno solforato
Ætheris vapor	Vapeur d'éther	Aetherdampf	Vapore d'etere
Chloroformi vapor	Vapeur de chloroforme	Chloroformdampf	Vapore di cloroformio
981. Exhalationes putridæ et pestilentes	Exhalations putrides et morbides	Faulige und krankhafte Ausdünstungen	Esalazioni putride e morbose
982. Aliæ exhalationes noxiæ	Autres émanations nuisibles	Andereschädliche Ausdünstungen	Altri effluvi nocivi

965. Poisonous fungi.
 a. Mouldy bread.
966. Poisonous grain.
 a. Lathyrus.
 (LATHYRUS SATIVUS.)
 ¹ Paralysis from Lathyrus.

ANIMAL POISONS.

967. Spanish fly. Cantharides.
968. Decayed and diseased meat.
969. Poisonous meat.
 a. Sausages.
970. Poisonous cheese.
971. Poisonous milk.
972. Poisonous fish.
 a. Mussels.

GASEOUS POISONS.

973. Ammonia.
974. Nitrous acid vapour.
975. Chlorine.
976. Carbonic acid.
977. Carbonic oxide.
978. Coal gas.
979. Cyanogen.
980. Sulphuretted hydrogen.
- (939.) *Ether Vapour.*
- (940.) *Chloroform Vapour.*
981. Putrid and morbid exhalations.
982. Other noxious effluvia.

CORPORA IRRITANTIA.

LATIN EQ.	FRENCH	GERMAN	ITALIAN
583. Vitrum contusum	Verre pilé	Zerstossenes Glas	Vetro pestato
984. Ferri scobs	Limaille de fer	Eisenfeilspäne	Limatura di ferro

VULNERA VENENO INFECTA.

985. a. Ex animalibus venenatis	Animaux véni- meux	Von giftigen Thieren	Da animali vele- nosi
1. Serpentes	Serpents	Schlangen	Serpebiscie
2. Scorpionibus	Scorpions	Scorpionen	Scorpioni
3. Insectis aculeatis	Insectes à aiguillon	Stechende Insecten	Insetti pungenti
b. Ex animalibus quæ male habent morbi contagiosi	Animaux affectés de maladies in- fectueuses	Von Thieren mit Infections- Krankheiten	Da animali infetti da malattie con- tagiose
Equinia	Morve	Rotz	Cimurro
Farcinimum	Farcin	Wurm	Farcino
Equinia mitis	Grease	Equinia mitis	Equinia mite
Pustula maligna	Pustule maligne	Milzbrand. Syn. Pustula maligna	Pustola maligna
Rabies, Hydropho- bia	Hydrophobie	Hundswuth. Syn. Wasserscheu	Idrofobia
Vaccinia	Vaccine	Kuhpocken	Vaccina
986. c. Ex corporibus animalium mortuorum	Matière animale morte	Von abgestor- bener thier- ischer Materie	Da materia ani- male corrotta
987. d. Ex humoribus morbis	Sécrétions mor- bides	Von krankhaften Absonderungen	Da secrezioni mor- bose
988. e. Ex materia vege- tabili	Substances végé- tales	Von Pflanzen- stoffen	Da sostanze vege- tabili
989. 1. Ex sagittis venena- tis	Flèches empoisson- nées	Vergiftete Pfeile	Freccie avveleante.
Ex Uralia	Curara	Woorara	Wourali. Sin. Curaro
990. 2. Ex infusione hypo- dermica	Injections souscu- tanées	Subcutane Ein- spritzungen	Iniezioni sottocu- tanee
991. f. Ex materia me- tallica	Par substances minérales	Von mineral- ischen Substan- zen	Da sostanze mine- rali

MECHANICAL IRRITANTS.

983. Pounded glass.
 984. Steel filings.

POISONED WOUNDS.

Definition: Wounds inoculated with foreign matter, producing general symptoms, or propagating inflammation to other parts of the body.

Varieties:

985. a. By venomous animals.

1. Snakes.
 2. Scorpions.
 985*. 3. Stinging insects.

(900.) Cases of death from stinging insects should be entered here, and those of irritation only from that cause at No. 900.

- b. By animals having infectious disease.

- (23.) *Glanders.*
 (24.) *Farcy.*
 (25.) *Equinia mitis.*
 (26.) *Malignant pustule.*
 (91.) *Hydrophobia, Rabies.*
 (2.) *Cowpox.*

986. c. By dead animal matter.

987. d. By morbid secretions.

988. e. By vegetable substances.

989. 1. Poisoned arrows.

(947.) *Wourali.*

990. 2. Subcutaneous injection.

Note.—In returning such cases, specify the agent employed.

991. f. By mineral substances.

INJURIÆ.

INJURIÆ IN CORPORE UNIVERSO.

LATIN EQ.	FRENCH	GERMAN	ITALIAN
992. Ambusta	Brûlures	Verbrennungen und Verbrü- hungen	Bruciatore e scot- tature
993. Fulminis ictus	Coup de foudre	Blitzschlag	Colpo di fulmine
994. Injuria multiplex	Lésions multiples	Vielfache Ver- letzung	Lesioni molteplici
995. Asphyxia	Asphyxie	Asphyxie	Asfissia, per
a. Demersorum	Des noyés	Ertrinken	Annegamento
b. Ex suspendio	Par suspension	Erhängen	Impiccatura
c. Strangulatorum	Strangulation	Erdrosseln	Strangolazione
d. Ex obturatis spiri- tus itineribus.	Obstruction des voies aériennes	Verstopfung der Luftwege	Otturamento delle vie respiratorie
e. Ex corpore superin- cubante	{ Étouffement causé par la pression du corps	{ Erdrücken	Soffocazione da essere stato giaciuto sopra
f. Ex compressu			Schiacciare
g. Ex vaporibus pestiferis	Poisons gazeux	Gasartige Gifte	Vapori deleterii
996. Fames	Détresse et priva- tion	Hunger	Inedia
997. Frigus	Exposition au froid	Kälte	Assiderazione
998. Infantium exposi- tio	Exposition de l'en- fant	Aussetzung von Kindern	Esposizione dei fanciulli
999. Incuria	Négligence	Vernachlässigung	Trascuraggine

INJURIES.

GENERAL INJURIES.

992. Burns and Scalds.*

Note.—When limited to one part of the body
the part is to be specified; *e.g.* Scald of the larynx.

993. Lightning stroke.

994. Multiple injury. (The cause and extent to be stated.)

995. Asphyxia. *Synonym.* Apnœa.

a. From Drowning.

b. „ Hanging.

c. „ Strangling.

d. „ Plugging of air passages. *e.g.* With
bread; with blood.

e. „ Overlying.

f. „ Crushing.

g. „ *Gaseous poisons.* See the list at p. 185.996. Privation.† *Synonym.* Starvation.

997. Exposure to cold.†

998. Infant exposure.†

999. Neglect.†

* Including explosions.

† Any affection that may have been induced by this cause ought to be stated.

INJURIÆ SINGULARES.

INJURIÆ IN CAPITE ET FACIE.

A.—IN CAPITE.

LATIN EQ.	FRENCH	GERMAN	ITALIAN
1000. Contusum	Contusion	Contusion. <i>Syn.</i> Quetschung	Contusione
<i>a.</i> Cephalæmatoma	Plaie du cuir che- velu	Hæmatom des Kopfs	Cefalematoma
1001. Vulnus cutis, osse non nudato	Plaie des tégu- mens sans dé- nudation de l'os	Wunde der Kopf- haut : Ohne Bloslegung des Knochens	Ferita del peri- cranio : l'osso non denudato
1002. Vulnus cutis, osse nudato	Plaie des tégu- mens, avec dé- nudation de l'os	Wunde der Kopf- haut : Mit Bloslegung des Knochens	Ferita del peri- cranio : l'osso denudato
1003. Concussio cerebri	Commotion céré- brale	Erschütterung des Gehirns. <i>Syn.</i> Concussion	Concussione del cervello
1004. Fractura calvariae superioris	Fracture de la voûte du crâne	Fractur der Schä- deldecke	Frattura della volta del cranio
<i>a.</i> Simplex, osse non depresso	Fracture simple, sans enfonce- ment	Einfache, ohne De- pression	Semplice, senza de- pressione
<i>b.</i> Simplex, osse de- presso	Fracture simple, avec enfonce- ment	Einfache, mit De- pression	Semplice, con de- pressione
<i>c.</i> Foras patens, osse non de- presso	Fracture compli- quée, avec enfon- cement	Complicirte, ohne Depression	Composta, senza de- pressione
<i>d.</i> Foras patens, osse depresso	Fracture compli- quée, sans enfon- cement	Complicirte, mit Depression	Composta, con de- pressione
1005. Hernia cerebri	Hernie du cerveau	Hernia cerebri. <i>Syn.</i> Hirnbruch	Ernia del cervello
1006. Fractura basis calvariae	Fracture de la base du crâne	Fractur der Basis des Schädels	Frattura della base del cranio
1007. Vulnus calvariae	Blessure du crâne	Wunde des Schä- dels	Ferita del cranio

LOCAL INJURIES.

General Note.—In all cases of injury, specify whether accidental, judicial, homicidal, self-inflicted, or in battle.

INJURIES OF THE HEAD AND FACE.

A.—OF THE HEAD.

1000. Contusion.

a. Cephalhæmatoma.

1001. Scalp-wound: bone not exposed.

1002. Scalp-wound: bone exposed.

1003. Concussion of the brain.

1004. Fracture of the vault of the skull.*

a. Simple, without depression.

b ,, with depression.

c. Compound, without depression.

d. ,, with depression.

1005. Hernia cerebri.

1006. Fracture of the base of the skull.

1007. Wound of the skull.

Note.—If from gun-shot, to be so stated.

* In such cases, state the main features in the fewest words possible.

LATIN EQ.	FRENCH	GERMAN	ITALIAN
1008. Laceratio cerebri sine fractura	Déchirure du cerveau, sans fracture	Zerreissung des Gehirns, ohne Fractur	Lacerazione del cervello, senza frattura
1009. Injuriae vasis illatae	Plaies des vaisseaux	Verletzungen der Gefäße	Lesioni de' vasi
1010. Injuriae nervis cerebri illatae	Blessure des nerfs cérébraux	Verletzungen der Gehirnnerven	Lesioni de' nervi cerebrali

B.—IN FACIE.

1011. Contusum	Contusion	Contusion	Contusione
1012. Vulnus	Blessure	Wunde	Ferita
1013. Injuriae vasis illatae	Plaies des vaisseaux	Verletzungen der Gefäße	Lesioni de' vasi
1014. Corpora adventitia in aure sita	Corps étrangers de l'oreille	Fremde Körper im Ohre	Corpi stranieri nell' orecchio
1015. Corpora adventitia in naribus	Corps étrangers des fosses nasales	Fremde Körper in der Nase	Corpi stranieri nel naso
1016. Corpora adventitia in antro	Corps étrangers de l'antre d'Highmore	Fremde Körper in der Highmorshöhle	Corpi stranieri nell'antro highmorianano
1017. Corpora adventitia in partibus mollioribus	Corps étrangers des parties molles	Fremde Körper in den Weichtheilen	Corpi stranieri nelle parti molli
1018. Fractura ossium faciei	Fracture des os de la face	Fractur der Gesichtsknochen	Frattura delle ossa della faccia
1019. Fractura maxillae inferioris	Fracture de la mâchoire inférieure	Fractur des Unterkiefers	Frattura della mascella inferiore
1020. Maxilla loco mota	Luxation de la mâchoire	Verrenkung des Kiefers	Lussazione della mascella

INJURIAE IN OCULO.

1021. Contusum	Contusion	Contusion <i>Syn.</i> Quetschung	Contusione
1022. Contusus oculus, rupta scleroticâ. <i>Idem valet</i> Ruptum album oculi	Contusion, avec rupture de la sclérotique	Quetschung, mit Ruptur der Sclerotica. <i>Syn.</i> Ruptur des Augapfels	Contusione con rottura della sclerotica

1008. Laceration of the brain, without fracture.

1009. Injuries of vessels.*†‡ (Specify which.)

1010. Injuries of the cerebral nerves.

B.—OF THE FACE.

1011. Contusion.

1012. Wound.*

1013. Injuries of vessels.*†‡ (Specify which.)

1014. Foreign bodies in the ear.

1015. „ „ nose.

1016. „ „ antrum.

1017. „ „ soft parts.

1018. Fracture of the facial bones.

1019. „ lower jaw.

(410, 411.) *Note.*—Injuries of the alveoli and teeth are to be returned with the other affections of those parts.

1020. Dislocation of the jaw.

INJURIES OF THE EYE.

1021. Contusion.

1022. Contusion, with rupture of the sclerotic. *Synonym,*
Ruptured globe.

* In such cases, state the main features in the fewest words possible.

† Specify when from gun-shot.

‡ Return such cases in the order given at pages 65, 67.

LATIN EQ.	FRENCH	GERMAN	ITALIAN
1023. Contusus oculus lente elisâ	Contusion, avec luxation du cristallin	Quetschung, mit Dislocation der Linse	Contusione con lussazione della lente
1024. Contusus oculus cum hæmorrhagia interiore	Contusion, avec hémorrhagie intra-orbitaire	Quetschung mit Bluterguss in den Augapfel	Contusione con emorragia nell' interno del globo
1025. Corpora adventitia in corneam vel conjunctivam recepta	Corps étrangers de la cornée ou de la conjonctive	Fremde Körper in der Hornhaut und Bindehaut	Corpi stranieri nella cornea o congiuntiva
1026. Corpora adventitia intra oculum recepta	Corps étrangers dans la cavité de l'œil	Fremde Körper im Inneren des Augapfels	Corpi stranieri nella cavità dell' occhio
1027. Vulnus palpebrarum	Plaie des paupières	Wunde der Augenlider	Ferita delle palpebre
1028. Vulnus conjunctivæ	Plaie de la conjonctive	Wunde der Bindehaut	Ferita della congiuntiva
1029. Vulnus scleroticæ	Plaie de la sclérotique	Wunde der Sclerotica	Ferita della sclerotica
1030. Vulnus corneæ	Plaie de la cornée	Wunde der Hornhaut	Ferita della cornea
1031. Vulnus lentis	Plaie du cristallin	Wunde der Linse	Ferita della lente
1032. Vulnus iridis	Plaie de l'iris	Wunde der Iris	Ferita dell' iride
1033. Loco motus oculus	Luxation du globe de l'œil	Dislocation des Augapfels	Lussazione del globo dell' occhio
(158.) <i>Oculus funditus injuriâ convulsus</i>	<i>Totale désorganisation de l'œil, suite de blessure</i>	<i>Gänzliche Zerstörung des Auges durch Verletzung</i>	<i>Distruzione intera dell' occhio da lesione</i>
1034. Vulnura vel injuriæ intra orbitam acceptæ	Plaies et blessures des parties intra-orbitaires	Wunden und Verletzungen des Inhalts der Augenhöhle	Ferite e lesioni delle parti entro l' orbita
1035. Injuriæ chemicæ palpebris et oculo illatæ	Blessures par agents chimiques	Chemische Verletzungen der Augenlider und des Auges	Lesioni chimiche delle palpebre e dell' occhio
1036. Ambusta	Brûlures	Verbrennungen, Brandwunden	Abbruciamento

1023. Contusion, with dislocation of the lens.
1024. Contusion, with hæmorrhage into the globe.
1025. Foreign bodies in the cornea or conjunctiva.
1026. Foreign bodies in the cavity of the eye.*
1027. Wound of the eyelid.
1028. „ conjunctiva.
1029. „ sclerotic.
1030. „ cornea.
1031. „ lens.
1032. „ iris.
1033. Dislocation of the globe.

(158.) *Total disorganisation of the eye from injury.*

1034. Wounds and injuries of the parts within the orbit.
1035. Chemical injuries of the eyelids and eye.
1036. Burns and scalds.

* State when from gun-shot.

INJURIAE IN CERVICE.

LATIN EQ.	FRENCH	GERMAN	ITALIAN
1037. Contusum in partibus mollioribus	Contusion des parties molles	Contusion der Weichtheile	Contusione delle parti molli
1038. Fractura ossis hyoïdis	Fracture de l'os hyoïde	Fractur des Zungenbeins	Frattura dell'osso ioide
1039. Fractura cartilagineum laryngis	Fracture des cartilages du larynx	Fractur der Kehlkopfsknorpel	Frattura delle cartilagini della laringe
1040. Trachea rupta	Rupture de la trachée	Ruptur der Trachea	Rottura della trachea
1041. Os hyoïdes loco motum	Luxation de l'os hyoïde	Verrenkung des Zungenbeins	Lussazione dell'osso ioide
1042. Vulnus	Blessure	Wunde	Ferita
<i>a. In summa carne</i>	Superficielle	Oberflächliche	Superficiale
<i>b. Perfosso jugulo</i>	Gorge coupée	Halsabschneidung	Scannare
<i>c. Ex tormentorum pilis</i>	Par arme à feu	Schusswunde	Palla di schioppo
<i>d. Ex ore</i>	Par la bouche	Vom Munde aus	Dalla bocca
1043. Injuriae vasis illatae	Plaies des vaisseaux	Verletzungen der Gefässe	Lesioni de' vasi
<i>Ambusta in larynge</i>	<i>Brûlure du larynx</i>	<i>Verbrennung und Verbrühung des Kehlkopfs</i>	<i>Bruciatura e scottatura della laringe</i>
1044. Corpora adventitia in spiritus itineribus	Corps étrangers dans les voies aériennes	Fremde Körper in den Luftwegen	Corpi stranieri nelle vie della respirazione
1045. Corpora adventitia in pharynge	Corps étrangers dans le pharynx	Fremde Körper im Schlunde	Corpi stranieri nella faringe
1046. Corpora adventitia in œsophago	Corps étrangers dans l'œsophage	Fremde Körper in der Speiseröhre	Corpi stranieri nell'esofago
1047. Injuria exedentium in pharynge et œsophago	Lésion du pharynx et de l'œsophage par substances corrosives	Verletzung des Schlundes und der Speiseröhre durch ätzende Substanzen	Lesione della faringe e dell'esofago prodotta da sostanze corrosive

INJURIES OF THE NECK.

1037. Contusion of the soft parts.
1038. Fracture of the hyoid bone.
1039. „ cartilages of the larynx.
1040. Rupture of the trachea.
1041. Dislocation of the hyoid bone.
1042. Wound.
 a. Superficial.
 b. Cut throat.*
 c. Gun-shot.*
 d. From the mouth.
1043. Injuries of vessels.*†‡ (Specify which.)
- (992.) *Burn and scald of the larynx.*
1044. Foreign bodies in the air-passages.
1045. „ „ pharynx.
1046. „ „ œsophagus.
1047. Injury of the pharynx and œsophagus by corrosive substances.

* In such cases, state the main features in the fewest words possible.

† Specify when from gun-shot.

‡ Return such cases in the order given at pp. 65, 67.

INJURIAE IN THORACE.

LATIN EQ.	FRENCH	GERMAN	ITALIAN
1048. Contusum	Contusion	Contusion	Contusione
1049. Fractura costarum cartilaginumque in costis, illaeso pulmone	Fracture des côtes avec lésion du poumon	Fractur der Rippen (mit Einschluss der Rippenknorpel) ohne Verletzung der Lunge	Frattura delle coste e sue cartilagini senza danno del polmone
1050. Fractura costarum cartilaginumque in costis, laeso pulmone	Fracture des côtes sans lésion du poumon	Fractur der Rippen (mit Einschluss der Rippenknorpel) mit Verletzung der Lunge	Frattura delle coste e sue cartilagini con danno del polmone
1051. Fractura ossis pectoralis	Fracture du sternum	Fractur des Brustbeins	Frattura dello sterno
1052. Vulnus laterum	Blessure des parois	Wunde der Brustwandungen	Ferita delle pareti
1053. Vulnus perforans thoracis	Plaie pénétrante	Perforirende Wunde der Brust	Ferita penetrante del torace
1054. Vulnus penetrans pleurae vel pulmonis	Plaie des poumons ou des plèvres	Penetrierende Wunde der Pleura und Lunge	Ferita penetrante la pleura ed il polmone
1055. Vulnus mediastini prioris	Plaie du médiastin antérieur	Wunde des vorderen Mediastinum	Ferita del mediastino anteriore
1056. Vulnus pericardii et cordis	Plaie du péricarde et du cœur	Wunde des Pericardiums und Herzens	Ferita del pericardio e del cuore
1057. Injuriae vasis illatae	Plaies des vaisseaux	Verletzungen der Gefässe	Lesioni de' vasi
1058. Disruptio cordis vel pulmonis citra vulnus aut fracturam	Rupture du cœur ou du poumon, sans blessure ou fracture	Ruptur des Herzens oder der Lunge ohne Wunde oder Fractur	Rottura del cuore o de' polmoni senza ferita o frattura

INJURIES OF THE CHEST.*

1048. Contusion.
1049. Fracture of the ribs (including costal cartilages) without injury to lung.
1050. Fracture of the ribs (including costal cartilages) with injury to lung.
1051. Fracture of the sternum.
1052. Wound of the parietes.
1053. Perforating wound of the chest.*†
1054. Penetrating wound of the pleura or lung.*†
1055. Wound of the anterior mediastinum. †
1056. Wound of the pericardium and heart.*†
1057. Injuries of vessels.*†† (Specify which.)
1058. Rupture of the heart or lung without wound or fracture.*

* In such cases, state the main features in the fewest words possible.

† Specify when from gun-shot.

‡ Return such cases in the order given at pp. 65, 67.

INJURIAE A TERGO.

LATIN EQ.	FRENCH	GERMAN	ITALIAN
1059. Contusum	Contusion	Contusion	Contusione
1060. Stremma	Effort	Verstauchung	Torsione
1061. Vulnus	Blessure	Wunde	Ferita
1062. Spina fracta et loco mota	Fracture et luxation de l'épine	Fractur und Verrenkung der Rückgrats	Frattura e lussazione della spina dorsale
1063. Injuria in medulla spinæ sine cognita fractura	Lésion de la moëlle sans fracture reconnue	Verletzung des Rückenmarks, ohne bekannte Fractur	Lesione della midolla, senza frattura apparente

INJURIAE IN VENTRE.

1064. Contusum	Contusion	Contusion	Contusione
1065. Contusum ruptis musculis	Contusion avec rupture des muscles	Contusion mit Ruptur der Muskeln	Contusione con rottura di muscoli
1066. Contusum ruptis visceribus	Contusion avec rupture des viscères	Contusion mit Ruptur der Eingeweide	Contusione con rottura delle viscere
1067. Vulnusabdominis	Plaie des parois de l'abdomen	Wunde der Bauchdecken	Ferita delle pareti
1068. Vulnusabdominis cum prolapsione viscerum illæsorum	Plaie des parois avec sortie des viscères non blessés	Wunde der Bauchdecken mit Vorfall der unverletzten Eingeweide	Ferita delle pareti con protrusione delle viscere non offese
1069. Vulnusabdominis cum prolapsione viscerum læsorum	Plaie des parois avec sortie des viscères blessés	Wunde der Bauchdecken mit Vorfall der verwundeten Eingeweide	Ferita delle pareti con protrusione delle viscere ferite
1070. Vulnusabdominis cum vulnere viscerum in sede manentium	Plaie des parois avec blessure mais sans sortie des viscères	Wunde der Bauchdecken mit Verwundung der nicht vorgefallenen Eingeweide	Ferita delle pareti con ferita delle viscere non protruse

INJURIES OF THE BACK.

(Including the whole spinal region.)

- 1059. Contusion.
- 1060. Sprain.
- 1061. Wound.*†
- 1062. Fracture and dislocation of the spine.
Note.—The seat of the injury and the existence and extent of paralysis to be stated.
- 1063. Injury of the cord, without known fracture.

INJURIES OF THE ABDOMEN.

- 1064. Contusion.
- 1065. „ with rupture of muscles.*
- 1066. „ with rupture of viscera.
- 1067. Wound of the parietes.†
- 1068. „ „ with protrusion of uninjured viscera.
- 1069. „ „ with protrusion of wounded viscera.
- 1070. „ „ with wound of unprotruded viscera.

* In such cases state the main features in the fewest words possible.

† Specify when from gun-shot.

LATIN Eq.	FRENCH	GERMAN	ITALIAN
1071. <i>Vulnus viscerum sine abdominis vulnere</i>	Blessure des vis- cères sans bles- sure des parois	Wunde der Einge- weide ohne Wunde der Bauchdecken	Ferita delle vi- scere senza fe- rita delle pareti
1072. <i>Injuriæ vasis illatæ</i>	Plaies des vaisseaux	Verletzungen der Gefäße	Lesioni de' vasi
1073. <i>Corpora adven- titia in peri- tonæo sita</i>	Corps étrangers dans la cavité péritonéale	Fremde Körper in der Bauchhöhle	Corpi stranieri nella cavità del peritoneo
1074. <i>Corpora adven- titia in ven- triculo</i>	Corps étrangers dans l'estomac	Fremde Körper im Magen	Corpi stranieri nello stomaco
1075. <i>Corpora adven- titia et concreta in intestinis</i>	Corps étrangers et concrétions dans les intestins	Fremde Körper und Concre- tionen im Darm- kanal	Corpi stranieri e concrezioni intestinali
1076. <i>Fistula ex in- juria, anusque nothus</i>	Fistule, suite de plaie et anus artificiel	Fistel durch Ver- letzung und künstlicher After	Fistola traumatica e ano artificiale

INJURIÆ IN PELVI.

1077. <i>Contusum</i>	Contusion	Contusion	Contusione
1078. <i>Vulnus perinei masculi, scro- ti, colisque</i>	Blessure du péri- née, du scrotum et du pénis	Wunde des männ- lichen Damms, Hodensacks und Glieds	Ferita del perineo nel maschio, dello scroto e del pene
1079. <i>Vulnus perinei fœminei et vul- væ</i>	Blessure du pé- rinée, et du scrotum	Wunde des weib- lichen Damms und der äüsse- ren Scham	Ferita del peri- neo e della vul- va nella fem- mina
1080. <i>Vulnus vaginæ et partium interi- orum in fœminis</i>	Blessure du vagin et des organes sexuels internes	Wunde der Scheide und der inneren weiblichen Or- gane	Ferita della va- gina e degli or- gani interni femminili
1081. <i>Vulnus recti in- testini</i>	Blessure du rectum	Wunde des Mast- darms	Ferita dell' intes- tino retto
1082. <i>Vulnus ani</i>	Blessure de l'an	Wunde des Afters	Ferita dell' ano
1083. <i>Vulnus vesicæ</i>	Blessure de la vessie	Wunde der Blase	Ferita della ve- scica
1084. <i>Rupta sine vul- nere vesica</i>	Rupture de la vessie, sans plaie	Ruptur der Blase ohne Wunde	Rottura della ve- scica senza ferita

1071. Wound of viscera without wound of parietes.*
1072. Injuries of vessels.*†‡ (Specify which.)
1073. Foreign bodies in the peritoneal cavity.
1074. „ „ stomach.
1075. Foreign bodies and concretions in the intestine.
1076. Fistula from injury, and artificial anus.

INJURIES OF THE PELVIS.

1077. Contusion.
1078. Wound of the male perineum, scrotum, and penis.*
1079. „ female perineum and vulva.
1080. „ vagina and internal female organs.†
1081. „ rectum.†
1082. „ anus.
1083. „ bladder.
1084. Rupture of the bladder without wound.

* Specify when from gun-shot.

† In such cases state the main features in the fewest words possible.

‡ Return such cases in the order given at pages 65, 67.

LATIN EQ.	FRENCH	GERMAN	ITALIAN
1085. Rupta ex fractura vesica	Rupture de la vessie avec fracture	Ruptur der Blase durch Fractur	Rottura della vescica da frattura
1086. Injuriae utero gravido illatae	Lésions de l'utérus à l'état de gestation	Verletzungen der schwangeren Gebärmutter	Lesioni dell' utero gravido
1087. Injuriae vasis illatae	Plaies des vaisseaux	Verletzungen der Gefäße	Lesioni de' vasi
1088. Corpora adventitia in vagina	Corps étrangers du vagin	Fremde Körper in der Scheide	Corpi stranieri nella vagina
1089. Corpora adventitia in recto intestino	Corps étrangers du rectum	Fremde Körper im Mastdarm	Corpi stranieri nell' intestino retto
<i>Corpora adventitia in vesica et urinae itinere</i>	<i>Corps étrangers dans la vessie et dans l'urèthre</i>	<i>Fremde Körper in der Blase und der Harnröhre</i>	<i>Corpi stranieri nella vescica e nell' uretra</i>
1090. Fractum et loco motum os coxarum	Fracture et luxation du bassin	Fractur und Verrenkung des Beckens	Frattura e lussazione della pelvi
1091. <i>Idem</i> , rupta vesica vel urinae itinere	Fracture, avec rupture de la vessie ou de l'urèthre	Fractur und Verrenkung des Beckens mit Ruptur der Blase oder Harnröhre	Frattura e lussazione della pelvi con rottura della vescica o dell' uretra

INJURIAE IN MEMBRIS SUPERIORIBUS.

1092. Contusum	Contusion	Contusion	Contusione
1093. Stremma	Entorse	Verstauchung	Distorsione
1094. Vulnus	Plaie	Wunde	Ferita
1095. Vulnura articulorum	Plaie d'articulation	Wunde des Gelenks	Ferita dell' articolazione
1096. Injuriae vasis illatae	Plaies des vaisseaux	Verletzungen der Gefäße	Lesioni de' vasi
1097. Corpora adventitia inhærentia	Corps étrangers	Einlagerung fremder Körper	Corpi stranieri infossati
1098. Diductio epiphysium	Séparation des épiphyses	Trennung der Epiphysen	Distacco delle epifisi
1099. Fractura surcularia, sive flexura ossis	Fracture incomplète	Biegung der Knochen	Frattura incompleta dell' osso
1100. Fractura	Fracture	Fractur	Frattura

1085. Rupture of the bladder from fracture.

Note.—Rupture of the bladder from accumulation of urine is usually from stricture, and must be returned under the appropriate heading (592).

1086. Injuries of the pregnant uterus.

1087. Injuries of vessels.*†‡ (Specify which.)

1088. Foreign bodies in the vagina.

1089. „ rectum.

(570, „ bladder and urethra.

601*.) *Note.*—Return such cases with calculus in the bladder and urethra.

1090. Fracture and dislocation of the pelvis.

1091. „ „ with rupture of the bladder or urethra.

INJURIES OF THE UPPER EXTREMITIES.

1092. Contusion.

1093. Sprain. (Specify which joint.)

1094. Wound.*†

1095. „ of joint.

1096. Injuries of vessels.*†‡ (Specify which.)

1097. Foreign bodies embedded.§

1098. Separation of epiphyses.

1099. Greenstick fracture, or bending of bone. (Specify which bone.)

1100. Fracture. (State whether simple or compound.)

* Return such cases in the order given at pp. 65, 67.

† In such cases, state the main features in the fewest words possible.

‡ Specify when from gun-shot.

§ In such cases, state the main features of the case in the fewest words possible.

LATIN Eq.	FRENCH	GERMAN	ITALIAN
1101. Fractura juguli	Fracture de la clavicule	Fractur des Schlüsselbeins	Frattura della clavicola
1102. Fractura ossis scapularum	Fracture de l'épaule	Fractur des Schulterblatts	Frattura della scapola
1103. Fractura humeri	Fracture de l'humerus	Fractur des Oberarmknochens	Frattura dell'omero
1104. Fractura brachii	Fracture de l'avant-bras	Fractur des Vorderarms	Frattura dell'avanbraccio
1105. Fractura carpi, metacarpi, phalangium	Fracture du carpe, métacarpe et des phalanges	Fractur der Handwurzel, Mittelhand und Fingerknochen	Frattura del carpo, metacarpo delle falangi
1106. Fractura non coiens, sive articulus nothus	Fracture non réunie, ou fausse articulation	Unvereinigte Fractur oder falsches Gelenk	Frattura non unita o falsa articolazione
1107. Loco mota ossa	Luxation	Verrenkung	Lussazione
1108. Loco motum jugulum a parte ossis pectoris	Luxation de l'articulation sternoclaviculaire	Verrenkung des Sterno-Clavicular-Gelenks	Lussazione dell'articolazione sterno-clavicolare
1109. Loco motum jugulum a parte scapularum	Luxation de l'articulation acromio-claviculaire	Verrenkung des Acromio-Clavicular-Gelenks	Lussazione dell'articolazione acromio-clavicolare
1110. Loco motus humerus	Luxation de l'articulation de l'épaule	Verrenkung der Schulter	Lussazione della spalla
1111. Loco motus cubitus	Luxation de l'articulation du coude	Verrenkung des Ellbogens	Lussazione del gomito
1112. Loco motus carpus primaque pars palmæ	Luxation de l'articulation du poignet et du carpe	Verrenkung des Handgelenks und der Handwurzel	Lussazione del carpo
1113. Loco motus pollex	Luxation de l'articulation du pouce	Verrenkung des Daumens	Lussazione del pollice
1114. Loco motæ phalanges	Luxation de l'articulation des phalanges	Verrenkung der Phalangealgelenke	Lussazione dell'articolazione delle falangi

1101. Fracture of the clavicle.
1102. „ „ scapula.
1103. „ „ humerus.
1104. „ „ forearm.
1105. „ „ carpus, metacarpus, and phalanges.
1106. Ununited fracture, or false joint. (Specify which bone.)
1107. Dislocation. (When compound, to be so stated.)
1108. Dislocation of the sterno-clavicular joint.
1109. „ „ acromio-clavicular joint.
1110. „ „ shoulder.
1111. „ „ elbow.
1112. „ „ wrist and carpus.
1113. „ „ thumb.
1114. „ „ phalangeal joints.

INJURÆ IN MEMBRIS INFERIORIBUS.

LATIN EQ.	FRENCH	GERMAN	ITALIAN
1115. Contusum	Contusion	Contusion	Contusione
1116. Stremma	Entorse	Verstauchung	Distorsione
1117. Vulnus	Plaie	Wunde	Ferita
1118. Vulnera articulo- rum	Plaies des articu- lations	Wunde des Ge- lenks	Ferite dell' arti- colazione
1119. Injuriae vasis illatae	Plaies des vaisseaux	Verletzungen der Gefäße	Lesioni de' vasi
1120. Corpora adven- titia inhærentia	Corps étrangers	Einlagerung frem- der Körper	Corpi stranieri in- fossati
1121. Diductio epiphy- sium	Séparation d'épi- physes	Trennung der Epiphysen	Distacco delle epifisi
1121*. Fractura	Fracture	Fractur	Frattura
1122. Fractura femoris	Fracture du fémur	Fractur des Ober- schenkelkno- chens	Frattura del fe- more
1123. Fractura cervicis femoris	Fracture du col du fémur	Fractur des Halses des Oberschen- kelknochens	Frattura del collo del femore
1124. Eadem intra cap- sulam	Fracture intracap- sulaire	Intracapsuläre	Frattura del collo intracapsulare
1125. Fractura processus majoris	Fracture du grand trochanter	Fractur des Tro- chanter major	Frattura del tro- cantere mag- giore
1126. Fractura patellæ	Fracture de la rotule	Fractur der Kniescheibe	Frattura della rotula
1127. Fractura cruris, utriusque ossis	Fracture de la jambe, des deux os	Fractur des Unter- schenkels, bei- der Knochen	Frattura della gamba, d'ambe- due le ossa
1128. Fractura tibiæ solius	Fracture du tibia	Fractur des Schienbeins al- lein. <i>Syn.</i> der Tibia	Frattura della tibia
1129. Fractura suræ solius	Fracture du pé- roné	Fractur des Wa- denbeins allein. <i>Syn.</i> der Fibula	Frattura della fibula
1130. Fractura ossium pedis	Fracture des os du pied	Fractur der Fuss- knochen	Frattura delle ossa del piede
1131. Fractura non coi- ens, sive articu- lus nothus	Fracture non re- unie, ou fausse articulation	Unvereinigte Fractur oder falsches Gelenk	Frattura non ri- unita o falsa ar- ticolazione

INJURIES OF THE LOWER EXTREMITIES.

- 1115. Contusion.
- 1116. Sprain. (Specify which joint.)
- 1117. Wound.*†
- 1118. „ of joint.
- 1119. Injuries of vessels.*‡‡ (Specify which.)
- 1120. Foreign bodies embedded.*
- 1121. Separation of epiphyses.
- 1121*. Fracture. (When compound, to be so stated.)
- 1122. „ of the femur.
- 1123. „ „ cervix femoris.
- 1124. „ „ „ Intracapsular.
- 1125. „ „ trochanter major.
- 1126. „ „ patella.
- 1127. „ „ leg, both bones.
- 1128. „ „ tibia alone.
- 1129. „ „ fibula alone.
- 1130. „ „ bones of the foot.
- 1131. Ununited fracture, or false joint. (Specify which bone.)

* In such cases, state the main features in the fewest words possible.

† Specify when from gun-shot.

‡ Return such cases in the order given at pages 65, 67.

LATIN	FRENCH	GERMAN	ITALIAN
1132. Loco mota ossa	Luxation	Verrenkung	Lussazione
1133. Loco motum femur	Luxation de la hanche	Verrenkung der Hüfte	Lussazione dell'anca
1134. Loco mota patella	Luxation de la rotule	Verrenkung der Kniescheibe	Lussazione della rotula
1135. Loco motum genu	Luxation du genou	Verrenkung des Knies	Lussazione del ginocchio
1136. Loco motum caput suræ	Luxation de la tête du péroné	Verrenkung des Kopfs des Wadenbeins	Lussazione del capo del perone
1137. Loco motus pes circa talos	Luxation du cou-de-pied	Verrenkung des Fusses, am Knöchel	Lussazione del piede, alla caviglia o nodo
1138. Loco motus pes calcaneum inter astragalumque, et os scaphoides inter astragalumque	Luxation des articulations calcaneó-astragaliennes et scapho-astragaliennes	Verrenkung des Fusses in der Articulatio talo-calcanea und in der Articulatio talo-navicularis	Lussazione delle articolazioni calcaneo-astragaloide e scafo-astragaloide
1139. Loco motus astragalus	Luxation de l'astragale	Verrenkung des Sprungbeins. <i>Syn.</i> Talus oder Astragalus	Lussazione dell'astragalo
1140. Loco motum os calcis	Luxation du calcaneum	Verrenkung des Fersenbeins. <i>Syn.</i> Calcaneus	Lussazione del calcagno
1141. Loco mota cætera tarsi ossa	Luxation des autres os du tarse	Verrenkung anderer Fusswurzelknochen	Lussazione delle altre ossa del tarso
1142. Loco motus metatarsus et phalanges	Luxation des métatarsiens et des phalanges	Verrenkung der Mittelfuss- und Zehenknochen	Lussazione del metatarso, e delle falangi

1132. Dislocation. (When compound, to be so stated.)
1133. „ of the hip.
1134. „ „ patella.
1135. „ „ knee.
1136. „ „ head of fibula.
1137. „ „ foot, at the ankle.
1138. „ „ „ at calcaneo-astragaloid, and
scapho-astragaloid joints.
1139. „ „ „ astragalus.
1140. „ „ „ os calcis.
1141. „ „ „ other tarsal bones.
1142. „ „ „ metatarsus, and phalanges.

INJURIAE IN ORGANIS ABSORBENTIBUS.

LATIN EQ.	FRENCH	GERMAN	ITALIAN
1142. Corpora adven- titia et concreta	Corps étrangers et concrétions	Fremde Körper und Concre- tionen	Corpi stranieri e concrezioni
1143. Vulnus vasorum lymphiferorum	Blessure des lymphatiques	Wunde der Lymphgefäße	Ferita de' linfatici

INJURIAE NON IN CLASSES DISTRIBUTÆ.

1144. Diruptio muscu- lorum	Rupture de muscle	Zerreissung von Muskeln	Rottura del mus- colo
1145. Diruptio ten- dinum	Rupture de tendon	Zerreissung der Sehne	Rottura del tendine
1146. Corpora adven- titia in membrana cellulosa	Substances étran- gères du tissu cellulaire	Fremde Substan- zen im Zellge- webe	Corpi stranieri nel tessuto cel- lulare

INJURIES OF THE ABSORBENT SYSTEM.

1142. Foreign bodies and concretions.

1143. Wound of lymphatics.

INJURIES NOT CLASSIFIED.

1144. Rupture of muscle.

1145. Rupture of tendon.

1146. Foreign substances in the cellular tissue.

APPENDIX.

OPERA CHIRURGICA.

OPERA CHIRURGICA CIRCA OCULUM APPENDICESQUE OCULI.

OPERA CIRCA PALPEBRAS.

LATIN EQ.	FRENCH	GERMAN	ITALIAN
Adversus entropion	Pour entropion	Bei Entropium	Per entropio
Adversus ectropion	Pour ectropion	Bei Ectropium	Per ectropio
Adversus symblepharon et ankyloblepharon	Pour Symblépharon	Bei Symblepharon und Anchyloblepharon	Per sinblefaro ed anchiloblefaro
Adversus trichiasim	Pour trichiasis	Bei Trichiasis	Per trichiasi
Adversus tumorem	Pour tumeur	Bei Geschwulst	Per tumore

OPERA CIRCA CÆTERAS OCULI APPENDICES.

Adversus strabismus	Pour strabisme	Bei Schielen. <i>Syn.</i> Strabismus	Per strabismo
Adversus unguem	Pour ptérygion	Bei Pterygium	Per terigio
Adversus fistulam lacrymalem et lacrymarum interclusionem	Pour fistule et tumeur lacrymales	Bei Thränenfistel und Verstopfung des Thränenkanals	Per fistola lagrimale ed ostruzione de' condotti lagrimali
Adversus morbum glandulæ lacrymarum	Pour maladie de la glande lacrymale	Bei Krankheiten der Thränen-drüse	Per malattia della glandula lagrimale

OPERA IN IPSO OCULO.

Pupilla factitia	Pupille artificielle	Künstliche Pupillenbildung	Pupilla artificiale
Iridectomia	Iridectomie	Iridectomie	Iridectomia
Solutio lentis	Dissolution du cristallin	Auflösung der Linse	Soluzione della lente

APPENDIX.

SURGICAL OPERATIONS.

OPERATIONS ON THE EYE AND ITS APPENDAGES.

OPERATIONS ON THE EYELIDS.

For entropium.

„ ectropium.

„ symblepharon and ankyloblepharon.

„ trichiasis.

„ tumour.

OPERATIONS ON THE OTHER APPENDAGES OF THE EYE.

For strabismus.

„ pterygium.

„ fistula lachrymalis and lachrymal obstruction.

„ disease of the lachrymal gland.

OPERATIONS ON THE EYEBALL.

Artificial pupil.

Iridectomy.

Solution of the lens.

LATIN EQ.	FRENCH	GERMAN	ITALIAN
Depressio lentis	Abaissement du crystallin	Depression der Linse	Depressione della lente
Detractio lentis	Extraction du crystallin	Extraction der Linse	Estrazione della lente
Excisio capsulæ opacæ	Extraction de la capsule	Extraction der Kapsel	Estrazione della capsula opacata
Excisio corporum adventitiorum	Extraction des corps étrangers	Extraction frem- der Körper	Estrazione di corpi stranieri
Laceratio capsulæ opacæ	Lacération de la capsule	Zerreissung der Kapsel	Lacerazione della capsula opacata
Punctio oculi	Ponction du globe de l'œil	Punction des Aug- apfels	Puntura del globo
Adversus uvam	Staphylome	Staphylom	Stafilema
Excisio oculi	Excision du globe de l'œil	Exstirpation des Augapfels	Estirpazione del globo
a. Ex parte	Partiale	Partielle	Parziale
b. Ex toto	Totale	Totale	Totale
c. Cum reliquis partibus intra orbitam sitis	Et de toutes les parties contenues dans l'orbite	Mit dem ganzen Inhalt der Au- genhöhle	Col rimanente de' contenuti dell' orbita
Detractio tumo- rum oculo cir- cumjacentium	Extirpation de tumeurs dans le voisinage de l'œil	Entfernung von Geschwülsten in der Nach- barschaft des Auges	Togliere tumori dalla vicinanza dell'occhio

OPERA CIRCA ARTERIAS.

Ligatura	Ligature	Ligatur. <i>Syn.</i> Unterbindung	Legatura
Constrictio tempo- raria	Constriction tem- poraire	Temporäre Zu- sammenschnü- rung	Costringimento temporario
Acupressura	Acupressure	Acupressur	Acupressione

OPERA CIRCA ANEURYSMATA.

Compressio ar- teriæ	Par compression de l'artère	Durch Compres- sion der Arterie	Compressione dell'arteria
Sectio sacci	Par incision du sac	Durch Incision des Sacks	Incisione del sacco

Depression of the lens.

Extraction of the lens.

Extraction of opaque capsule.

Extraction of foreign bodies.

Laceration of opaque capsule.

Puncture of the globe.

Staphyloma.

Excision of the eyeball.

a. Partial.

b. Total.

c. With the rest of the contents of the orbit.

Removal of tumours from the neighbourhood of the eye.

OPERATIONS ON ARTERIES.

Ligature.

Temporary constriction.

Acupressure.

OPERATIONS ON ANEURISMS.

By compression of the artery.

„ incision of the sac.

LATIN Eq.	FRENCH	GERMAN	ITALIAN
Coagulatio sanguinis artificiosa	Par coagulation artificielle	Durch künstliche Coagulation des Bluts	Coagulo artificiale del sangue
Contrectatio	Par manipulation	Durch Manipulation	Manipolazione

OPERA CIRCA VENAS.

Obliteratio varicum	Oblitération de veines varicoses	Obliteration von varicösen Venen	Ostruzione delle vene varicose
Obliteratio cirsoceles	Oblitération de varicocèle	Obliteration von Varicocele	Ostruzione del varicocele

OPERA ADVERSUS HÆMORRHAGIAM.

Obturbatio narium	Tamponnement des narines	Tamponirung der Nasenhöhlen	Tapponaggio delle narici
Obturbatio vaginæ	Tamponnement du vagin	Tamponirung der Scheide	Tapponaggio della vagina
Obturbatio recti intestini	Tamponnement du rectum	Tamponirung des Mastdarms	Tapponaggio del retto

OPERA CIRCA ARTICULOS.

Restitutio loco motorum	Réduction des luxations	Einrenkung von Verrenkungen	Riduzione delle lussazioni
Extensio rigidorum et deformium articulorum	Extension forcée des articulations	Streckung von steifen und contrahirten Gelenken	Estensione forzata delle articolazioni anchilotiche e deformi
Sectio articulorum	Incision des articulations	Incision von Gelenken	Incisione delle articolazioni
Excisio articulorum	Excision des articulations	Resection von Gelenken	Resezione delle articolazioni
Detractio corporum liberorum	Extraction de corps libres	Entfernung von freien Körpern. <i>Syn.</i> Gelenkmäusen	Estrazione di corpi liberi

By artificial coagulation of blood.

„ manipulation.

OPERATIONS ON VEINS.

Obliteration of varicose veins.

Obliteration of varicocele.

OPERATIONS FOR HÆMORRHAGE.

Plugging of the nostrils.

„ vagina.

„ rectum.

OPERATIONS ON JOINTS.

—
The joints must be specified.
—

Reduction of dislocations.

Extension of stiff and deformed joints.

Incision of joints.

Excision of joints.

Removal of loose bodies.

OPERA CIRCA OSSA.

LATIN EQ.	FRENCH	GERMAN	ITALIAN
Excisio ossium	Excisions des os	Resection von Knochen	Resezione delle ossa
Ex capite	De la tête	Vom Kopfe	Dal cranio
Terebratio	Trépan	Trepanation	Trapanazione
Ex trunco	Du tronc	Vom Rumpfe	Dal corpo
Ex membris superioribus	Des extrémités supérieures	Von den oberen Gliedmaassen	Dalle estremità superiori
Ex membris inferioribus	Dés extrémités inférieures	Von den unteren Gliedmaassen	Dalle estremità inferiori
Adversus fracturam non coeuntem	Operation pour obtenir la réunion d'une fracture	Operation für unvereinigte Fracturen	Operazione per fratture non unite
Refractura ossium	Reproduction de la fracture	Refractur von Knochen	Frattura riprodotta

AMPUTATIO.

Expedita	Primaire	Primäre	Primaria
Ossis scapularum et humeri	De l'épaule et du bras	Des Schulterblatts und Arms	Della scapola e del braccio
Capitis humeri	De l'articulation de l'épaule	Des Schultergelenks	Della spalla
Ipsius humeri	De l'avant-bras	Des Oberarms	Del braccio
Brachii		Des Vorderarms	Dell'avanbraccio
Manus	De la main	Der Hand	Della mano
A carpi articulo	Au poignet	Am Handgelenk	Al carpo
Partium manus singularum	Parties de la main	Von Theilen der Hand	Parti della mano
Digitorum	Doigts	Der Finger	Dita
Ad sinum coxæ	De la hanche	Des Hüftgelenkes	Dell'anca
Femoris	De la cuisse	Des Oberschenkels	Della coscia
Ossium genu	Du genou	Des Kniegelenkes	Del ginocchio
Cruris	De la jambe	Des Unterschenkels	Della gamba
Articuli talaris	Du coude-pied	Des Fussgelenkes	Del collo del piede
Pedis transversus	En travers du pied	Quer über den Fuss	Attraverso il piede
Ossium metatarsi	Du métatarse	Des Metatarsus	Ossa del metatarso
Digitorum pedis	Des orteils	Der Zehen	Dita del piede

OPERATIONS ON BONES.

Excision of bones.

State whether for necrosis, injury, or disease,
and whether total or partial.

From the head.

Trephining.

„ trunk.

„ upper extremities.

„ lower extremities.

Operation for ununited fracture.

Refracture of bone.

AMPUTATIONS.

Primary.

Of the scapula and arm.

„ shoulder joint.

„ arm.

„ fore-arm.

„ hand.

At the wrist joint.

Of parts of the hand.

At the fingers.

Of the hip joint.

„ thigh.

„ knee joint.

„ leg.

„ ankle joint.

Across the foot.

Of the metatarsal bones.

„ toes.

LATIN EQ.	FRENCH	GERMAN	ITALIAN
Amputatio proro- gata (Ex eodem ordine in singulis operibus)	Amputations se- condaires	Secundäre Am- putationen, mit ähnlichen Ein- theilungen der Amputationen	Amputazioni se- condarie
Amputatio morbi causa	Amputations pour maladie	Amputationen we- gen Krankheit, mit ähnlichen Eintheilungen der Amputa- tionen	Amputazioni per malattie
Amputatio defor- mitatis causa	Amputations pour difformité	Amputationen wegen Defor- mität mit ähn- lichen Einthei- lungen der Am- putationen	Amputazioni per difformità

DETRACTIO TUMORUM.

DETRACTIO CORPORUM ADVENTITIORUM.

Cartilaginum libe- rarum	Cartilages libres	Freie Knorpel. <i>Syn.</i> Gelenk- mäuse	Cartilagini sciolte
Glandium plumbe- arum	Balles	Kugeln	Palle
Aliarum rerum pe- nitus conditarum vel inhærentium	Autres substances logées dans les tissus	Andere eingela- gerter oder ein- gekeilte Sub- stanzen	Altri corpi pene- tranti

DETRACTIO CALCULORUM.

Salivosorum	Salivaires	Speichelsteine	Salivali
Felleorum	Biliaires	Gallensteine	Biliari

Secondary amputations

Amputations for disease

„ deformity

} with similar divisions
of amputations.

REMOVAL OF TUMOURS.

State whether by knife, ligature, *écraseur*, caustic, or galvanic cautery; and specify the main features of the case.

Arrange according to the list of tumours.

REMOVAL OF FOREIGN BODIES.

Loose cartilages.

Balls.

Other embedded or impacted substances.

REMOVAL OF CALCULI.

Salivary.

Biliary.

LATIN EQ.	FRENCH	GERMAN	ITALIAN
Ex vesica	Vesicals	Blasensteine	Vescicali
Lithotomia	Lithotomie	Lithotomie	Litotomia
a. Supra pubem	Sus pubienne	Bauchblasenschnitt	Soprapubica
b. Ab alterutro latere	Laterale	Seitensteinschnitt	Laterale
c. Ab utroque latere	Bilaterale	Doppeltseitensteinschnitt	Bilaterale
d. A mediâ parte	Mediane	Mediansteinschnitt	Mediana
e. A parte perinei et recti intestini	Recto-perineale	Rectoperinealschnitt	Retto-perineale
Lithotripsis	Lithotritie	Lithotritie. <i>Syn.</i> Steinzertrümmerung	Litotrizia
Dilatatio urinæ itineris fœminæ	Par dilatation de l'urèthre chez la femme	Durch Erweiterung der weiblichen Harnröhre	Per mezzo della dilatazione dell'uretra nella donna
Evulsio fragmentorum	Extraction des fragments	Extraction von Fragmenten	Estrazione di frammenti

SECTIONES.

Neurotomia	Nevrotomie	Neurotomie	Nevrotomia
Laryngotomia	Laryngotomie	Laryngotomie	Laringotomia
Tracheotomia	Trachéotomie	Tracheotomie	Tracheotomia
Evulsio ex gutture corporum adventitiorum	Extraction de corps étrangers des voies aériennes	Entfernung fremder Körper aus der Luftröhre	Estrazione di corpi stranieri dalla trachea
Œsophagotomia	Œsophagotomie	Oesophagotomie	Esofagotomia
Gastrotomia	Gastrotomie	Gastrotomie (Eröffnung des Magens)	Gastrotomia
Sectio abdominis (exploratorium opus ad intestina scrutanda)	Section de l'abdomen	Abdominalschnitt (Operation zur Untersuchung der Gedärme)	Sezione addominale (operazione esploratrice)
Colotomia	Colotomie	Colotomie	Colotomia
A parte inguinis	Inguinale	Inguinal-	Inguinale
A parte lumborum	Lombaire	Lumbar-	Lombare
Adversus herniam	Opération de la hernie	Bruchoperation. <i>Syn.</i> Herniotomie	Per ernia
Adversus strangulationem	Pour hernie étranglée	Bei Einklemmung	Strozzata

REMOVAL OF CALCULI—*continued.*

Vesical.

By lithotomy.

a. Supra pubic.*b.* Lateral.*c.* Bilateral.*d.* Median.*e.* Recto-perineal.

By lithotrity.

,, dilatation of female urethra.

,, extraction of fragments.

INCISIONS.

(If subcutaneous, to be so stated.)

Neurotomy.

Laryngotomy.

Tracheotomy.

Removal of foreign bodies from the windpipe.

Œsophagotomy.

Gastrotomy (opening the stomach).

Abdominal section (exploratory operation on the intestines).

Colotomy.

Inguinal.

Lumbar.

For hernia.

Note.—The nature of the hernia to be stated.

For strangulation.

LATIN Eq.	FRENCH	GERMAN	ITALIAN
Adversus strangulationem aperiendo velamento	En ouvrant le sac	Bei Einklemmung mit Eröffnung des Sacks	Strozzata con apertura del sacco
Adversus strangulationem illæso velamento	Sans ouvrir le sac	Bei Einklemmung ohne Eröffnung des Sacks	Strozzata senza apertura del sacco
Restitutio in integrum	Cure radicale	Radical-Operation	Cura radicale
Adversus stricturam recti intestini	Rétrécissement du rectum	Strictur des Mastdarms	Ristringimento del retto
Sectio sphincteris ani	Sphincter de l'anüs	Sphincter ani	Sfintere dell' ano
Adversus fistulam in ano	Fistule à l'anüs	Mastdarmfistel	Fistola nell' ano
Adversus rhagadas in ano	Fissure	Fissur des Afters	Fessure anali
Adversus ulcus recti intestini	Ulcère du rectum	Geschwür des Mastdarms	Ulcera del retto
Sectio perinei	Section du périnée	Perinealschnitt. <i>Syn.</i> Damm-schnitt	Sezione perineale
Urethrotomia interior	Uréthrotomie interne	Innere Urethrotomie	Uretrotomia interna
Dilatatio prompta stricturæ	Dilatation brusque de l'urèthre	Plötzliche Erweiterung von Stricturen	Dilatazione forzata del restringimento
Exsectio ovarii	Ovariotomie	Ovariotomie	Ovariotomia
Sectio Cæsarea	Opération césarienne	Kaiserschnitt	Taglio cesareo
Detractio reliquiarum fœtus	Extraction des débris du fœtus	Entfernung der Reste des Fœtus	Estrazione delle parti del feto
Tenontotomia	Ténotomie	Tenotomie	Tenotomia
Myotomia	Myotomie	Myotomie	Miotomia

OPERA REFICIENTIA.

Adversus ulcus vetustum	Ulcère chronique	Chronisches Geschwür	Ulcera cronica
Adversus fistulam in ventre	Fistule abdominale	Abdominalfistel	Fistola addominale
Adversus cicatrices	Cicatrice	Narben	Cicatrici
Nasi	Nez	Nase	Naso
Palpebrarum	Paupières	Augenlider	Palpebra
Labrorum	Lèvres	Lippen	Labbra
Cervicis	Col	Nacken	Collo
Membrorum	Membres	Glieder	Membri
Adversus fistulam rectum inter et iter urinæ	Fistule recto-urétrale	Mastdarm - Harnröhrenfistel	Fistola recto urtrale

For strangulation, with opening sac.

„ without opening sac.

Radical cure.

Note.—The mode of operation to be stated.

For stricture of the rectum.

Of the sphincter ani.

For fistula in ano.

For anal fissure.

For ulcer of the rectum.

Perineal section.

Internal urethrotomy.

Sudden dilatation of stricture.

Note.—The mode of operation to be stated.

Ovariectomy.

Cæsarean section.

Removal of foetal remains.

Tenotomy.

Myotomy.

REPARATIVE OPERATIONS.

For chronic ulcer.

For abdominal fistula.

For cicatrices.

„ „ of the nose.

„ „ „ eyelid.

„ „ „ lips.

„ „ „ neck.

„ „ „ limbs.

For recto-urethral fistula.

LATIN Eq.	FRENCH	GERMAN	ITALIAN
Adversus fistulam rectum inter et vaginam	Fistule recto-vaginale	Mastdarm-Scheidenfistel	Fistola retto-vaginale
Adversus fistulam vesicam inter et uterum	Fistule vésico-utérine	Blasen - Gebärmutterfistel	Fistola vescico-uterina
Adversus fistulam vesicam inter et vaginam	Fistule vésico-vaginale	Blasenscheidenfistel	Fistola vescico-vaginale
Adversus perineum ruptum	Pour rupture du périnée	Für Dammriss	Per lacerazione del perineo
Adversus fungum testiculi	Pour fungus du testicule	Für Fungus des Hodens	Per fungo del testicolo
Adversus deformitates	Pour difformités	Für Deformitäten	Per deformità
Adversus labrum leporinum	Bec de lièvre	Hasenscharte	Labbro leporino
Adversus palatum fissum	Division du voile du palais	Wolfsrachen	Palato fesso
Adversus phimosim	Phimosis	Phimose	Fimosi

OPERA NON IN CLASSES DISTRIBUTA.

Paracentesis	Paracentèse	Paracentese. <i>Syn.</i> Punction	Paracentesi
Paracentesis capitis	Paracentèse de la tête	Paracentese des Kopfs	Paracentesi cefalica
Paracentesis spinæ bifidæ	Paracentèse du canal vertébral (Spina bifida)	Paracentese der Spina bifida	Paracentesi per spina bifida
Paracentesis thoracis	Paracentèse du thorax	Paracentese des Thorax	Paracentesi toracica
Paracentesis pericardii	Paracentèse du péricarde	Paracentese des Pericardiums	Paracentesi del pericardio
Paracentesis abdominis	Paracentèse de l'abdomen	Paracentese des Unterleibs	Paracentesi addominale
Paracentesis ovarii	Paracentèse de l'ovaire	Paracentese des Eierstocks	Paracentesi ovarica
Paracentesis vesicæ	Paracentèse de la vessie	Paracentese der Blase	Paracentesi vescicale
Supra pubem	Sus-pubienne	Ueber der Symphyse	Soprapubica
Per rectum intestinum	Par le rectum	Paracentese der Blase durch den Mastdarm	Rettale

For recto-vaginal fistula.

For utero-vesical fistula.

For vesico-vaginal fistula.

For perineal rupture.

For protrusion of the tubuli or fungus testis.

For deformities.

Harelip.

Cleft palate.

Phimosis.

(For other deformities, see the list at page 237.)

OPERATIONS NOT CLASSIFIED.

Paracentesis.

„ Cephalic.

„ of spina bifida.

„ Thoracic.

„ Pericardiac.

„ Abdominal.

„ Ovarian.

„ Vesical.

above the pubes.

through the rectum.

LATIN EQ.	FRENCH	GERMAN	ITALIAN
Paracentesis hydroceles	Paracentèse d'hydrocèle	Paracentese der Hydrocele	Paracentesi per idrocele
Paracentesis tumorum fluidorum	Paracentèse de tumeurs fluides	Paracentese flüssiger Geschwülste	Paracentisi per tumori contenenti liquidi
Transfusio	Transfusion	Transfusion	Trasfusione
Respiratio artificiosa	Respiration artificielle	Künstliche Respiration	Respirazione artificiale
Restitutio animæ in demersis	Rappel à la vie des personnes noyées	Wiederbelebung von Ertrunkenen	Resuscitazione degli annegati
Restitutio animæ a suspendio	Rappel à la vie des personnes pendues	Wiederbelebung von Erhängten	Resuscitazioni degli impiccati

Paracentesis of hydrocele.

„ of fluid tumours.

Transfusion.

Artificial respiration.

Resuscitation of drowned persons.

„ hanged persons.

HUMAN PARASITES.

The Parasites are to be returned under Local Diseases.

SUBDIVISIONS.

1. ENTOZOA.
2. ECTOZOA.
3. ENTOPHYTA AND EPIPHYTA.

ENTOZOA.

CLASSES.

- A. CŒLELMINTHA. *English synonym*, Hollow worms. *Definition*: Worms with an abdominal cavity.
- B. STERELMINTHA. *English synonym*, Solid worms.
- C. ACCIDENTAL PARASITES. *Definition*: Internal parasites, having the habits, but not referable to the class, of entozoa.

CLASS A. CŒLELMINTHA.

1. *Ascaris lumbricoides*. (Linnæus.) *Habitat*: Intestines.
2. *Ascaris mystax*. (Rudolphi.) *Habitat*: Intestines.
3. *Trichocephalus dispar*. (Rudolphi.) *Habitat*: Intestines.
4. *Trichina spiralis*. (Owen.) *Habitat*: Muscles.
5. *Filaria Medinensis*. (Gmelin.) *Syn.*, *Dracunculus Medinensis*. *English synonym*, Guinea-worm. *Habitat*: Skin and subcutaneous tissues.
6. *Filaria oculi*. (Nordmann.) *Synonym*, *Filaria lentis*. (Diesing.) *Habitat*: Eye.
7. *Strongylus bronchialis*. (Cobbold.) *Habitat*: Bronchial tubes.
8. *Eustrongylus gigas*. (Diesing.) *Habitat*: Kidney; intestines.

- 9 *Sclerostoma duodenale*. (Cobbold.) *Syn.* *Anchylostomum duodenale*. *Habitat*: Duodenum.
 10. *Oxyuris vermicularis*. (Bremser.) *English synonym*, Thread-worm. *Habitat*: Rectum.

CLASS B. STERELMINTHA.

11. *Bothriocephalus latus*. (Bremser.) *Habitat*: Intestines.
 12. *Bothriocephalus cordatus*. (Leuckart.) *Habitat*: Intestines.
 13. *Tænia solium*. (Linnæus.) *Habitat*: Intestines.
 14. *Cysticercus* of the *Tænia solium*. *Synonym*, *Cysticercus telæ cellulosa*.
 15. *Tænia mediocanellata*. (Küchenmeister.) *Habitat*: Intestines.
 16. *Tænia acanthotrias*. (Weinland.) *Habitat*: Intestines.
 17. *Tænia flavopuncta*. (Weinland.) *Habitat*: Intestines.
 18. *Tænia nana*. (Siebold.) *Habitat*: Intestines.
 19. *Tænia lophosoma*. (Cobbold.) *Habitat*: Intestines.
 20. *Tænia elliptica*. (Batsch.) *Habitat*: Intestines.
 21. *Cysticercus* of the *Tænia marginata*. *Synonym*, *Cysticercus tenuicollis*.
 22. *Echinococcus hominis*, *or* Hydatid of the *Tænia echinococcus*. (Siebold.)
 23. *Fasciola hepatica*. (Linnæus.) *Habitat*: Liver.
 24. *Distoma crassum*. (Busk.) *Habitat*: Duodenum.
 25. *Distoma lanceolatum*. (Mehlis.) *Habitat*: Hepatic duct ; intestines.
 26. *Distoma ophthalmobium*. (Diesing.) *Habitat*: Eye.
 27. *Distoma heterophyes*. (Siebold.) *Habitat*: Small intestines.
 28. *Bilharzia hæmatobia*. (Cobbold.) *Habitat*: Portal and venous blood.
 29. *Tetrastoma renale*. (Della Chiaje.) *Habitat*: Tubes of the kidney.
 30. *Hexathyridium venarum*. (Treutler.) *Habitat*: Venous blood.
 31. *Hexathyridium pinguicola*. (Treutler.) *Habitat*: Ovary.

CLASS C. ACCIDENTAL PARASITES.

32. *Pentastoma denticulatum*. (Siebold.) *Habitat*: Liver; small intestines.
33. *Pentastoma constrictum*. *Habitat*: Liver.
34. *Æstrus hominis*. (Say.) *English synonym*, Larva of the gad-fly. *Habitat*: Intestines.
35. *Anthomyia canicularis*. (A. Farre.) *Habitat*: Intestines.

ECTOZOA.

36. *Phthirus inguinalis*. (Leach.) *English synonym*, Crab-louse.
37. *Pediculus capitis*. (Nitzsch.)
38. *Pediculus palpebrarum*. (Le Jeune in Guillemeau.)
39. *Pediculus vestimenti*. (Nitzsch.) *English synonym*, Body-louse.
40. *Pediculus tabescentium*. (Burmeister.)
41. *Sarcoptes scabiei*. (Latreille.) *Synonym*, *Acarus*. *English synonym*, Itch-insect.
Note.—The disease Scabies to be returned amongst the parasitic diseases of the skin.
42. *Demodex folliculorum*. (Owen.)
43. *Pulex penetrans*. (Gmelin.) *English synonym*, Chigoe. *Habitat*: skin and cellular tissue.

ENTOPHYTA AND EPIPHYTA.

44. *Leptothrix buccalis*. (Wedl. Robin.) *English synonym*, Alga of the mouth.
45. *Oidium albicans*. (Link.) *English synonym*, Thrush fungus. *Habitat*: Mouth in cases of thrush, and certain mucous and cutaneous surfaces.
46. *Sarcina ventriculi*. (Goodsir.) *Habitat*: Stomach.
47. *Torula cerevisiæ*. (Turpin.) *Synonym*, *Cryptococcus cerevisiæ*. (Kützing.) *English synonym*, Yeast-plant. *Habitat*: Stomach; bladder, &c.
48. *Chionyphe Carteri*. *Definition*: A cotton fungus occurring in the disease called Mycetoma. *Habitat*: Deep tissues, and bones of the hands and feet.

49. *Achorion Schönleinii*. (Remak.) *Habitat*: *Tinea favosa*.
Note.—To be returned amongst the parasitic diseases of the skin.
50. *Puccinia favi*. (Ardsten.) *Habitat*: *Tinea favosa*.
Note.—To be returned amongst the parasitic diseases of the skin.
51. *Achorion Lebertii*. (Robin.) *Synonym*, *Trichophyton tonsurans*. (Malmsten.) *Habitat*: *Tinea tonsurans*.
Note.—To be returned amongst the parasitic diseases of the skin.
52. *Microsporon Audouini*. (Gruby.) *Habitat*: *Tinea decalvans*.
Note.—To be returned amongst the parasitic diseases of the skin.
53. *Trichophyton sporuloides*. (Von Walther.) *Habitat*: *Tinea Polonica*.
Note.—To be returned amongst the parasitic diseases of the skin.
54. *Microsporon furfur*. (Eichstädt.) *Habitat*: *Tinea versicolor*.
Note.—To be returned amongst the parasitic diseases of the skin.
55. *Microsporon mentagrophytes*. (Gruby.) *Habitat*: Follicles of hair in *Sycosis* or *Mentagra*.
Note.—To be returned amongst the parasitic diseases of the skin.

The foregoing list might be extended by the addition of various parasitic vegetations, which have been reported under the names of *Algæ*, *Fungi*, *Mycoderms*, *Leptomiti*, &c., but the characters or the existence of which are still the subject of enquiry.

DEFORMITATES INGENITÆ.

DEFORMITATES INGENITÆ EX RUDI EVOLUTIONE VEL INCREMENTO PARTIUM EXORTÆ.

CORPORIS UNIVERSI.

- Caput aut nullum aut rude.
- Calvaria curta.
- Maxilla inferior aut nulla aut curta.
- Defectio partium extremarum superiorum et inferiorum.
- Defectio membrorum inferiorum.
- Defectio membri inferioris alterutrius.
- Manus pedesque scapularum et coxarum ossibus inserti.
- Manuum pedumque digiti numero deficientes.

NERVORUM APPARATUS.

- Defectio cerebri.
- Cerebrum rude vel minus absolutum.
- Medulla spinæ aut nulla aut inchoata.
- Nervorum cum centris suis imperfecta commissura.

SENSUUM SINGULARIUM APPARATUS.

- Defectio oculorum.
- Oculi curti.
- Palpebræ imperfectæ. Palpebrarum perpetua conjunctio (Symblepharon).
- Defectio auris exterioris. Auricula adhærens.
- Foramen auris clausum.
- Auris interior curta.
- Defectio nasi.

CONGENITAL MALFORMATIONS.

MALFORMATIONS RESULTING FROM INCOMPLETE DEVELOPMENT OR GROWTH OF PARTS.

OF THE BODY GENERALLY.

Head absent, or rudimentary.
 Cranium defective.
 Lower jaw absent or defective.
 Upper and lower extremities absent.

 Lower extremities absent.
 One lower extremity absent.
 Hands and feet articulated to scapulæ and pelvis.

 Fingers and toes deficient in number.

OF THE NERVOUS SYSTEM.

Brain absent.
 Brain rudimentary or incompletely developed.
 Spinal cord absent or imperfect.
 Continuity of nerves with nerve-centres incomplete.

OF THE ORGANS OF SPECIAL SENSE.

Eyes absent.
 Eyes imperfect.
 Eyelids incomplete. Eyelids remaining united.
 (Symblepharon.)
 External ear absent. Pinna adherent.
 Meatus externus closed.
 Internal ear imperfect.
 Nose absent.

Nasus curtus.
Nasus proboscidi similior.

SANGUINIS APPARATUS.

Defectio cordis.
Cava cordis numero deficientia.
 a. Singulæ auriculæ cum singulis ventriculis.
 b. Binæ auriculæ cum singulis ventriculis.
Septa imperfecta.
 a. Septum auricularum.
 b. Septum ventriculorum.
Ostia obstructa vel imperfecta.
 a. Ostium dextrum auriculam inter ventriculūque.
 b. Ostium pulmonale.
 c. Ostium sinistrum auriculam inter ventriculūque.
 d. Ostium aorticum.
Foramen ovale præmature clausum.
Ductus arteriosus præmature clausus. Capita aortæ et arteriæ pulmonalis inter se transposita.
Aorta ascendens a sinistro ventriculo orsa, descendens a dextro per ductum arteriosum.
Caput aortæ descendentis coarctatum vel oblitteratum.
Foramen ovale a partu patens.
Ductus arteriosus a partu pervius.
Valvæ cordis imperfectæ.
Defectio pericardii.

RESPIRANDI APPARATUS.

Defectio pulmonum (alterutrius vel utriusque).
Pulmonum lobi numero deficientes.
Larynx et trachea aut nulla aut inchoata.

CONCOCTIONIS APPARATUS.

Œsophagus impervius.
Intestina impervia vel deficientia in variis partibus.
Anus impervius.
Anus in alieno situ.
Jecur præter naturam exiguum.
Defectio vesiculæ fellis.

Nose imperfect.
Nose resembling a proboscis.

OF THE VASCULAR SYSTEM.

Heart absent.
Cavities of heart deficient in number.
 a. One auricle and one ventricle.
 b. Two auricles and one ventricle.
Septa incomplete.
 a. Auricular.
 b. Ventricular.
Orifices obstructed or imperfect.
 a. Right auriculo-ventricular aperture.
 b. Pulmonic aperture.
 c. Left auriculo-ventricular aperture.
 d. Aortic aperture.
Foramen ovale prematurely closed.
Ductus arteriosus prematurely closed.
Origins of aorta and pulmonary artery transferred.
Origin of ascending aorta from left ventricle and of
 descending aorta from right ventricle, through the
 ductus arteriosus.
Commencement of descending aorta, contracted or
 obliterated.
Foramen ovale persistent.
Ductus arteriosus pervious.
Cardiac valves imperfect.
Pericardium absent.

OF THE RESPIRATORY SYSTEM.

Lung (one or both) absent.
Pulmonary lobes deficient in number.
Larynx and trachea absent or imperfect.

OF THE DIGESTIVE SYSTEM.

Œsophagus impervious.
Intestine impervious, or deficient in various regions.
Anus impervious.
Anus in unusual situations.
Liver preternaturally small.
Gall bladder absent.

Ductus jecinoris impervii.
 Urachus patens. Ductus Vitellinus patens.

URINÆ APPARATUS.

Defectio renum (alterutrius vel utriusque).
 Renes multifidi.
 Ureteres aut nulli aut impervii.
 Urachus perstans.

GENITALIUM VIRILIUM.

Coles pusillus, clitoridi similior.
 Præputium justo brevius—justo longius.
 Defectio testiculorum (alterutrius vel utriusque).
 Defectio partium exteriorum.

GENITALIUM MULIEBRIUM.

Defectio ovariorum (alterutrius vel utriusque).
 Defectio uteri.
 Defectio vaginæ.
 Vagina impervia.
 Vagina in sinum desinens.
 Defectio partium exteriorum.

DEFORMITATES INGENITÆ EX PARUM COËUNTIBUS AB
 UTROQUE LATERE PARTIBUS DIMIDIIS, QUÆ DEBUERANT
 CONJUNGI.

MEDIARUM REGIONUM A PRIORI PARTE.

Fissura faciei.
 Fissura iridis. Coloboma.
 Fissura labri.
 a. Labrum leporinum simplex.
 b. Labrum leporinum duplex.
 Fissura palati
 a. Palati duri.
 b. Palati mollis.
 Fissura nasi. Fissura nasi et buccarum.
 Fissura ossis pectoralis.
 Fissura septi transversi.

Biliary ducts impervious.
 Urachus patent. Vitelline duct patent.

OF THE URINARY SYSTEM.

Kidney (one or both) absent.
 Kidney lobulated.
 Ureters absent or impervious.
 Urachus persistent.

OF THE MALE ORGANS OF GENERATION.

Penis diminutive, resembling clitoris.
 Prepuce abbreviated—elongated.
 Testicle (one or both) absent.
 External organs absent.

OF THE FEMALE ORGANS OF GENERATION.

Ovary (one or both) absent.
 Uterus absent.
 Vagina absent.
 Vagina impervious.
 Vagina a cul-de-sac.
 External organs absent.

MALFORMATIONS RESULTING FROM INCOMPLETE COALESCENCE OF THE LATERAL HALVES OF PARTS WHICH SHOULD BECOME CONJOINED.

A.—ON THE ANTERIOR MEDIAN PLANE.

Fissure of the face.	
„ „	iris. Coloboma.
„ „	lip.
	<i>a.</i> Single harelip.
	<i>b.</i> Double harelip.
„ „	palate.
	<i>a.</i> Hard palate.
	<i>b.</i> Soft palate.
„ „	nose. Naso-buccal fissure.
„ „	sternum.
„ „	diaphragm.

Fissura abdominis.
 Fissura commissuræ pectinis.
 Fissura membranæ prioris vesicæ (posteriore dimidio
 foras everso).
 Fissura epispadica itineris urinæ.
 Fissura hypospadica itineris urinæ.
 Fissura scroti.

MEDIARUM REGIONUM A TERGO.

Fissura calvariae.
 Fissura vertebrarum in spina. Spina bifida.
 a. Ex toto.
 b. Ex parte.
 1. Cervicis.
 2. Lumborum.
 3. Sacri.
 Fissura medullæ in spina.

DEFORMITATES INGENITÆ EX COËUNTIBUS AB UTROQUE LATERE DIMIDIIS PARTIBUS, QUÆ DEBUERANT IN PERPETUUM DISSOCIARI.

Membra inferiora commissa. Fœtus syreniformis.
 Digiti cohærentes.
 Unoculus. Cyclops.
 Renes in unum conjuncti.

DEFORMITATES INGENITÆ EX LATIUS PATENTE COMMIS- SURA DIMIDIARUM A LATERIBUS PARTIUM (DUPLICATA OMNIA REPRÆSENTANTES).

Uterus duplex.
 Vagina duplex.

DEFORMITATES INGENITÆ EX REPETITIS IN DUPLUM PARTIBUS SINGULORUM FÆTUUM.

Superantes numero digiti.
 Superantia numero cava cordis.
 Superantes numero valvæ cordis.

Fissure of the abdominal walls.

„ „ pubic symphysis.

„ „ anterior wall of the urinary bladder
(with extroversion of the posterior half).

Epispadic fissure of the urethra.

Hypospadic fissure of the urethra.

Fissure of the scrotum.

B.—ON THE POSTERIOR MEDIAN PLANE.

Fissure of the skull.

„ „ spinal column. Spina bifida.

a. Complete.

b. Partial.

1. Cervical region.

2. Lumbar „

3. Sacral „

Fissure of the Spinal cord.

MALFORMATION RESULTING FROM COALESCENCE OF THE LATERAL HALVES OF PARTS WHICH SHOULD REMAIN DISTINCT.

Lower extremities conjoined. Syreniform Fœtus.

Fingers or toes conjoined.

Monoculus. Cyclops.

Double kidney.

MALFORMATIONS RESULTING FROM THE EXTENSION OF A COMMISSURE BETWEEN THE LATERAL HALVES OF PARTS (CAUSING APPARENT DUPLICATION).

Double uterus.

Double vagina.

MALFORMATIONS RESULTING FROM REPETITION OR DU- PLICATION OF PARTS IN A SINGLE FŒTUS.

Supernumerary fingers and toes.

„ cavities of the heart.

„ valves of the heart.

DEFORMITATES EX COHÆRENTIBUS INTER SE BINIS FÆTIBUS, SIVE EX TOTO SIVE EX PARTE.

Fœtus, plus minus absolutus, alio in fœtu inclusus.

Fœtus, plus minus absolutus, tumorem repræsentans cute obductum.

Fœtus duplex.

a. Altera pars integra. Altera appendix tantummodo

b. Utraque pars plus minus integra.

1. Partes mediæ continentes. Superiora et inferiora discreta.

2. Superiora continentia. Inferiora discreta.

3. Inferiora continentia. Superiora discreta.

MUTATIO LOCI ET POSITURA INUSITATA IN FÆTU INGENITA.

Viscera inter se transposita.

Hernia sive ectopia cerebri.

Hernia sive ectopia cordis.

Hernia sive ectopia pulmonum.

Hernia sive ectopia intestinorum.

Varietates :

Per septum transversum. *Idem valet* Hernia diaphragmatica.

Per abdomen. *Idem valet* Hernia abdominalis.

Per umbilicum. *Idem valet* Hernia umbilicaris.

Membrana vesicæ posterior foras extrusa.

Testiculus in ventre retentus.

„ in foramine inguinali.

MORBI A PARTU IPSO VEL POST PARTUM APPARENTES.

Partus intempestivus.

Partus intus emortuus—Asphyxia.

Pulmonis imperfecta explicatio.

Morbus regius.

Amentia.

Infantia linguæ vel mutorum surditas.

Suffusio ingenita.

Cephalæmatoma.

Syphilis.

MALFORMATIONS RESULTING FROM THE COALESCENCE OF TWO FÆTUSES, OR OF THEIR PARTS.

Fœtus, more or less perfect, contained within another fœtus.

Fœtus, more or less perfect, constituting a tumour covered by integument.

Double fœtus.

a. One perfect. The other an appendage.

b. Both more or less perfect.

1. The middle parts united. The upper and lower distinct.

2. The upper parts united. The lower distinct.

3. The lower parts united. The upper distinct.

CONGENITAL DISPLACEMENTS AND UNUSUAL POSITIONS OF PARTS OF THE FÆTUS.

Transposition of viscera.

Hernia or ectopia of the brain.

„ „ heart.

„ „ lungs.

„ „ intestines.

Varieties :

Through the diaphragm. *Synonym*, Diaphragmatic hernia.

Through the abdominal walls. *Synonym*, Abdominal hernia.

Through the umbilicus. *Synonym*, Umbilical hernia.

Extroversion of the posterior wall of the bladder.

Testicle retained in the abdomen.

„ „ „ inguinal canal.

DISEASES MANIFESTED AT OR AFTER BIRTH.

Premature birth.

Stillborn—Asphyxia.

Atelectasis pulmonum.

Jaundice.

Idiotcy.

Dumbness or deaf-dumbness.

Congenital cataract.

Cephalhæmatoma.

Syphilis.

Omissions at pp. 170-171.

LATIN EQ.	FRENCH.	GERMAN.	ITALIAN.	
866 <i>a</i> . Gangræna senilis	Gangrène senile	Gangraena senilis	Gangrena senile	866 <i>a</i> . Senile gangrene.
866 <i>b</i> . Ulcus ex cubando	Plaies ou escharres causées par la pression dans le lit.	Decubitus	Decubito	866 <i>b</i> . Bed-sore.

You are requested to insert these names in the Index.

INDEX.

ABD

- Abdomen, Contusion of, 201
 — — with rupture of muscles, 201
 — — — — of viscera, 201
 — Wound of, with protrusion of uninjured viscera, 201
 — — — — of wounded viscera, 201
 — — — with wound of unprotruded viscera, 201
 — *Non-malignant tumours of*, see — — — of the peritoneum, Note, 109.
 — Injuries of the, 201
 — Injuries of the vessels of the, 203
 — Wound of the parietes of the, 201
 — Wound of viscera without wound of the parietes of the, 203
 Abdominal fistula from injury, and artificial anus, 203
 Abdominal Hernia, see Hernia or Ectopia through abdominal walls, Malformation, (245), 99, 101
 Abdominal paracentesis, operation, 229
 — section, Exploratory operation, 225
 — walls, Fissure of, Malformation, 243
 Abnormal development of the alveoli, 89
 — — — cementum, 89
 — — — dental tissue, 87
 — — — dentine, 89
 — — — enamel, 89
 Abortion, 137
 ABORTUS, 136
 Abrasion of the (cervix of the) uterus, 127
 Abscess of the anus, 103
 — — antrum, 83

ABS

- Abscess of the bones, Chronic, 151
 — — brain, 33
 — — breast, female, 147
 — — broad ligament, 127
 — — bronchial glands, (69) 79
 — Bursal, 161
 — of the cellular tissue, 161
 — — cheek, 81
 — — epididymis, 119
 — Fæcal, 97
 — of the female breast, (145), 147
 — — Fallopian tube, 127
 — — heart, muscular structure, of, Note, 59
 — Iliac and pelvic, following parturition, 145
 — of the intestine, in the subperitoneal tissue, 97
 — — joints, 153
 — — kidney, 111
 — — lacrymal apparatus, 49
 — — larynx, 73
 — — liver, 105
 — Lacunar, 117
 — Lumbar, 157
 — of the lung, 75
 — — external meatus, 53
 — — mediastinum, 79
 — in the Meibomian glands, 49
 — of the mesenteric glands, 109
 — of muscles, 157
 — in the orbit, 51
 — of the ovary, 125
 — — pancreas, 107

EXPLANATIONS.—The names for common use are printed in **Egyptian type**, Latin names proper in **ROMAN SMALL CAPITALS**, and Synonyms, which are not to be employed in the registration of diseases, in *Italics*. The figures refer to the page where the disease is to be met with; the figures without brackets indicating where the disease should be registered; and the figures within brackets where the disease is entered for the sake of classification only, and not for registration.

ABS

- Abscess of the penis, 121**
Abscess, Periosteal, Acute, see Diffuse periostitis, 151
Abscess of the pharynx, 93
 — — prostate gland, 117
 — Psoas, 157
 — of the rectum, 103
 — — salivary glands, 95
 — — septum of the nose, 55
 — — spermatic cord, 119
 — — spine, 157
 — — spleen, 107
 — — testicle, 123
 — Thecal, (159), 171
 — of the tongue, 91
 — Urinary, of the male urethra, 119
 — of the uterus, 127
 — — vagina, 129
 — — vulva, 131
 — — — from gonorrhœa, 119
 — Pyæmic, of the heart, (59), 11
 — — of joints, (153), 11
 — — and inflammation of the liver, (105), 11
 — — — — of the lung, (75), 11
 — — — — of the spleen, (107), 11
ABSCCESSUS ANTRI, 82
 — ARTICULORUM, 152
 — BUCCARUM, 80
 — BYRSÆ, 160
 — CEREBRI, 32
 — COLIS, 120
 — EPIDIDYIMIDIS, 118
 — FORAMINIS AURIS, 52
 — FUNICULI SEMINALIS, 118
 — GLANDULÆ PROSTATÆ, 116
 — GLANDULARUM BRONCHIALIUM, (68), 78
 — — MEIBOMIANARUM, 48
 — — MESENTERII, 108
 — — SALIVOSARUM, 94
 — ILIORUM ET PELVIS POST PARTUM, 144
 — INTESTINI RECTI ET ANI, 102
 — INTESTINORUM STERCOROSUS, 96
 — INTESTINORUM SUB PERITONÆO ORTUS, 96

ACI

- ABSCCESSUS JECINORIS, 104**
 — LACRYMARUM APPARATUS, 48
 — LACUNARUM, 116
 — LARYNGIS, 72
 — LIENIS, 106
 — LIGAMENTI LATI, 126
 — LINGUÆ, 90
 — MAMMÆ FEMINEÆ, (144), 146
 — MEDIASTINI, 78
 — MEMBRANÆ CELLULOSÆ, 160
 — MUSCULORUM, 156
 — MUSCULORUM CORDIS, 58
 — ORBITÆ, 50
 — OSSIUM LONGUS, 150
 — OVARI, 124
Abscessus periostei acutus, vide PERIOSTITIS DIFFUSA, 150
ABSCCESSUS PANCREATIS, 106
 — PHARYNGIS, 92
 — PSOADICI LUMBARES ALIQUÆ, 156
 — PULMONIS, 74
 — PYÆMICUS ARTICULORUM, (152), 10
 — RENUM, 110
 — SEPTI NASI, 54
 — TESTICULI, 122
 — THECARUM, (158), 170
 — TUBI FALLOPIANI, 126
 — URINALIS, 118
 — UTERI, 126
 — VAGINÆ, 128
 — VULVÆ, 130
 — VULVÆ, GONORRHOÏCUS, 118
Absent menstruation, see Amenorrhœa, 133
Absorbent system, Cancer of, (69), 19
 — — Diseases of, 67
 — — Foreign bodies and concretions of, (67), 213
Achorion Lebertii, Parasite (235), 173
Achorion Schönleini, Parasite (235), 173
Acid, Carbonic, Poison, 185
 — Hydrochloric, Poison, 179
 — Nitric, Poison, 179
 — Nitrous, vapour, Poison, 185
 — Oxalic, Poison, 179

EXPLANATIONS.—The names for common use are printed in **Egyptian type**, Latin names proper in ROMAN SMALL CAPITALS, and Synonyms, which are not to be employed in the registration of diseases, in *Italics*. The figures refer to the page where the disease is to be met with; the figures without brackets indicating where the disease should be registered; and the figures within brackets where the disease is entered for the sake of classification only, and not for registration.

ACI

- Acid, Phosphorous, Poison, 179**
 — Prussic, Poison, 181
 — Sulphuric, Poison, 179
 — Tartaric, Poison, 179
ACIDA, Venena, 178
Acids, Poisons, 179
ACIDI NITROSI VAPOR, Venenum, 184
ACIDUM CARBONICUM, Venenum, 184
 — HYDROCHLORICUM, Venenum, 178
 — HYDROCYANICUM, Venenum, 180
 — NITRICUM, Venenum, 178
 — OXALICUM, Venenum, 178
 — PHOSPHOROSUM, Venenum, 178
 — SULPHURICUM, Venenum, 178
 — TARTARICUM, Venenum, 178
Acne, 169
Aconite, Poison, 181
Aconitia, Poison, 183
Acrodynia, 165
ACUPRESSURA, Opus Chirurgicum, 216
Acupressure, Operation, 217
Acute albuminuria, see Acute Bright's disease, 111
Acute atrophy of liver, 105
Acute Bright's disease, 111
 — bronchitis, 75
 — chorea, 39
 — cystitis, 113
 — dementia, 41
Acute desquamative nephritis, see Acute Bright's disease, 111
Acute gout, 13
Acute hydrocephalus, see Tubercular meningitis, (33), 25
Acute inflammation of the female breast, 147
 — — — prostate gland, 117
 — — — thyroid gland, 69
 — laryngitis, 73
 — mania, 41
 — miliary tuberculosis of lung, (77), 25
 — necrosis, 151
 — orchitis, 123
Acute periosteal abscess, see Diffuse periostitis, 151
Acute pneumonic phthisis, 77
Acute renal dropsy, see Acute Bright's disease, 111
Acute Rheumatism, 11
 — synovitis, 153
Addison's disease, (169), 71
Adenocoele, see Glandular tumour, (21)

ALV

- Adenoid tumour of breast, see Chronic mammary tumour of, 149*
ADHERENTIA IN PLEURA, 78
Adherent pericardium, 57
Adhesion of the jaws by cicatrix, 83
Adhesions of the peritoneum, 109
 — — pleura, 79
 — — soft palate, 93
 — — tendons, 159
ÆTHERIS VAPOR, Venenum, (184), 180
ÆTHUSA CYNAPIUM, Venenum, 182
Affections connected with parturition, 139
 — — — pregnancy, 133
 — consequent on parturition, 143
 — General, of the eye, 47
AFFECTUS MENTIS, 40
 — NERVORUM ORBITÆ, 50
 — OCULI UNIVERSI, 46
Age, Old, Note, 177
Ague, 7
 — Brow, (7,) 41
Ague cake, see Congestion of spleen, 107
Ague, Double quartan, 7
 — Double tertian, 7
 — Irregular, 7
 — Quartan, 7
 — Quotidian, 7
 — Tertian, 7
Air-passages, Foreign bodies in, 197
 — — Asphyxia from plugging of, 189
Albinism of choroid and retina, 47
Albinismus, 169
ALBITUDO, 168
ALBITUDO CHOROIDIS ET RETINÆ, 46
Albugo, vide CORNEA OPACA, 44
Albuminuria, see Bright's disease, 111
Albuminuria, Acute, see Acute Bright's disease, 111
Albuminuria, Chronic, see Chronic Bright's disease, 111
Albuminuria from pregnancy, 137
ALCALIA CAUSTICA, Venena, 178
Alcohol, Poison, 181
Aleppo Evil, 173
Algæ, Parasites, 235
Algæ of the mouth, Parasites, (235), 81
Alkalies, Caustic, Poisons, 179
Alkaline Salts, Poisons, 179
Alopecia areata, see Tinea decalvans, 173
Alteration of dimension, (31)
Alveolar cancer, see Colloid, 19

ALV

Alveolar, gelatinous and colloid tumour of ovary,
see **Complex cystic tumour of**, 125

Alveolar portions of the jaw, abnormal development of the, 89

Alveoli, Absorption of, 85

— **Caries of**, 85

— **Dentigerous cyst of**, 85

— **Diseases of**, 85

— **Exostosis of**, 85

— **Fracture of**, 89

— **Hæmorrhage from injury of the**, 89

— **Mechanical injuries of**, 89

— **Mercurial inflammation of**, (177), 85

— **Necrosis of**, 85

— **Phosphoric inflammation and necrosis of**,
(179), 87

ALVUS ADSTRICTA, 100

— **SOLUTA**, 100

Amaurosis, 47

AMBUSTA, 188

— **IN CUTE**, (172), 188

— **EX FRIGORE**, 170

— **IN LARYNGE**, (196), 188

— **OCULO**, 194

Amenorrhœa and its varieties, 133

AMENTIA (INGENITA), (244), 40

Ammonia, Poison, 179

— **Gaseous poison**, 185

AMPLIFICATIO GLANDULARUM LONGA, 66

— **BRONCHIALIUM**, (68), 78

— **MESENTERII**, 108

— **SIMPLEX JECINORIS**, 104

AMPUTATIO DEFORMITATIS CAUSA, 222

— **EXPEDITA**, 220

— **AD SINUM COXÆ**, 220

— **ARTICULI TALARIS**, 220

— **BRACHII**, 220

— **CAPITIS HUMERI**, 220

— **CRURIS**, 220

— **DIGITORUM MANUS**, 220

— **DIGITORUM PEDIS**, 220

— **FEMORIS**, 220

— **HUMERI**, 220

— **MANUS**, 220

ANE

AMPUTATIO EXPEDITA MANUS A CARPI ARTICULO,
220

— — — **DIGITORUM**, 220

— — — **PARTIUM SINGULARUM**, 220

— — — **OSSIS SCAPULARUM ET HUMERI**, 220

— — — **OSSIUM GENU**, 220

— — — **OSSIUM METATARSII**, 220

— — — **PEDIS TRANSVERSI**, 220

— **MORBI CAUSA**, 222

— **PROROGATA**, 222

Amputation for deformity, 223

— **disease**, 223

— **Primary**, 221

— **of the ankle joint**, 221

— **arm**, 221

— **across the foot**, 221

— **of the fingers**, 221

— **forearm**, 221

— **hand**, 221

— **of parts of the hand**, 221

— **of the hand at the wrist joint**, 221

— **hip joint**, 221

— **knee joint**, 221

— **leg**, 221

— **metatarsal bones**, 221

— **scapula and arm**, 221

— **shoulder joint**, 221

— **thigh**, 221

— **toes**, 221

Amputation, Secondary, 223

Amputations, 221

AMYGDALÆ AMARÆ OLEUM, Venenum, 180

Amyloid disease, see **Lardaceous disease**, (31)

— *of the kidney*, see **Lardaceous kidney**, 111

— *liver*, see **Lardaceous liver**, 105

— *spleen*, see **Lardaceous spleen**, 107

Anæmia, 27

Anæsthæsia, 41

ANASARCA, 26

Anchylostomum duodenale, see **Sclerostoma duodenale, Parasite**, (233), 101

Aneurism, Note, 63

— **by anastomosis**, 65

— **Arterio-venous**, 63

EXPLANATIONS.—The names for common use are printed in **Egyptian type**, Latin names proper in **ROMAN SMALL CAPITALS**, and Synonyms, which are not to be employed in the registration of diseases, in *Italics*. The figures refer to the page where the disease is to be met with; the figures without brackets indicating where the disease should be registered; and the figures within brackets where the disease is entered for the sake of classification only, and not for registration.

ANE

- Aneurism of the cerebral arteries**, 35
 — **Cirroid**, 65
 — **Diffused**, Explanation, 63
Aneurism, Dissecting, see **Arteries**, Partial rupture of, 63
Aneurism, Fusiform, 63
 — of the heart, 61
 — — — **Acute**, 61
 — **Operations on** (For their sub-division see **Operations on Aneurisms**), 217
 — **Orbital**, (51), 63
 — **Saccular**, 63
 — **Traumatic**, 63
 — of the valves of the heart, 59
 — **Varicose**, 65
 — — **Spontaneous**, 65
 — — **Traumatic**, 65
Aneurismal cyst, (23)
 — **varix**, 63
 — — **Spontaneous**, 63
 — — **Traumatic**, 63
ANEURYSMA, 62
 — **ACUTUM CORDIS**, 60
 — **ARTERIAM INTER VENAMQUE**, 62
 — **ARTERIARUM CEREBRI**, 34
 — **CIRSOIDES**, 64
 — **CORDIS**, 60
 — — **ACUTUM**, 60
 — **DIFFUSUM**, 62
Aneurysma dissecans vide **DIRUPTA EX PARTE ARTERIA**, 62
ANEURYSMA EX ANASTOMOSI, 64
 — **EX VULNERE**, 62
 — **FUSIFORME**, 62
 — **ORBITÆ**, (50), 62
 — **SACCATUM**, 62
 — **VALVARUM CORDIS**, 58
 — **VARICOSUM**, 62
Angina pectoris, 61
ANGINA PUTRIS, 90
 — **TRACHEALIS**, 70
Angular deformity of the spine, 157
Ankle joint, Amputation at, 221
Ankle, Dislocation of the foot at the, 211
Ankyloblepharon, Operation for, 215
Ankylosis, 153
 — **Deformity from**, 153
 — of spine, 157
ANKYLOSIS SPINÆ, 156
Ani, Pruritus, 103

APH

- Ani, Spasm of sphincter**, 103
 — **Incision of sphincter**, Operation, 227
Anidrosis, 173
Animals having infectious disease, Wounds poisoned by, 187
Animal matter, Wounds poisoned by dead, 187
Animal poisons, 185
Anterior chamber of the eye, Parasitic disease in the, 45
Anterior curvature of the spine, 157
Anthomyia canicularis, (234), 101
Anthrax, see **Carbuncle**, (161), 171
Anteflexion of the uterus, 129
Anteversion of the uterus, 129
Antimony, 177
ANTIMONIUM, 176
Antrum, Abscess of, 83
 — **Diseases of**, 83
 — **Foreign bodies in**, (83), 193
Anus, Abscess of, 103
Anus, Artificial, see **Fæcal fistula**, 99
Anus, Cancer of, (103), 19
 — **Condyloma of**, 103
 — **Diseases of**, 101
 — **Fissure of**, 103
 — **impervious**, Malformation, (239), 103
 — **in unusual position**, Malform., (239), 103
 — **Injuries of**, (103), 203
 — **Malformations of**, (239), 103
 — **Neuralgia of**, 103
 — **Prolapsus of**, 103
 — **Stricture of**, 103
 — **Ulceration of**, 101
 — **Wound of**, 203
ANUS IMPERVIUS, (238), 102
 — **IN ALIENO SITU**, (238), 102
AORTA ASCENDENS A SINISTRO VENTRICULO, DESCENDENS A DEXTRO ORSA, (238), 60
Aorta, Commencement of descending, contracted or obliterated, Malform., (239), 65
Aorta and pulmonary artery, Origins of, transferred, Malformation, (239), 61
Aorta, Origin of ascending, from left ventricle, and of descending aorta from right ventricle, Malformation, (239), 61
AORTÆ DESCENDENTIS CAPUT COARCTATUM VEL OCCLUSUM, (238), 64
Aortic valve-disease, 57
Aphonia, 73
Aphtha, see **Thrush**, 81

APH

- Aphthæ, Parasitic*, see **Parasitic thrush**, 81
APHTHÆ PARASITICÆ, 80
Apnœa, see **Asphyxia**, (71), 189
APOPLEXIA, 32
 — **CHOROIDEA**, 46
 — **EX CONGESTIONE**, 32
 — — **HÆMORRHAGIA**, 32
Apoplexia pulmonalis, vide **HÆMORRHAGIA P.**, 76
 — *spinalis*, vide **HÆMORRHAGIA S.**, 36
Apoplexy, 33
 — **Choroidal**, 47
 — **Congestive**, 33
 — **Hæmorrhagic**, 33
Apoplexy, Pulmonary, see **Pulmonary extravasation**, 77
Apoplexy, Spinal, see **Spinal hæmorrhage**, 37
Appetite, Depraved, during pregnancy, 135
Arachnoid, Inflammation of, 33
ARCUS PALMARIS CONTRACTUS, 158
Arcus senilis, 45
ARGENTUM, Venenum, 178
Arm, Amputation of, Operation, 221
Arrangement of Local Diseases, Notes, 29
Arrows, Poisoned, 187
Arsenic, Poison, 177
ARSENICUM, Venerum, 176
ARTERIE COARCTATÆ ET OBLITERATÆ, 62
 — **OCLUSÆ**, 62
 — — **EX COMPRESSU**, 62
 — — — **IMPACTIS COAGULIS**, 62
Arterial varix, see **Cirroid aneurism**, 65
Arteries, Aneurism of, 63
 — *Atheroma of*, see **Fatty degeneration of**, 61
 — **Calcareous disease of**, 61
 — **Cerebral, Diseases of the**, 35
 — **Constriction, Temporary, of**, Operation, 217
 — **Contusion of**, (65), 193-209
 — **Dilatation of**, 63
 — **Diseases of**, 61
 — **Embolism of**, 63
 — **Fatty degeneration of**, 61
 — **Injuries of**, (65), 193-209
 — **Laceration of**, (65), 193-209

ASP

- Arteries, Laceration of the inner coat of**, (65), 193-209
 — — — **outer coat of**, (65), 193-209
 — — — **the whole vessel**, (65), 193-209
 — **Ligature of**, Operation, 217
 — **Malformations of**, (239), 65
 — **Narrowing and obliteration of**, 63
 — **Occlusion of**, 63
 — **Operations on the** (For their sub-division, see **Operations on the Arteries**), 217
Arteries, Ossification of, see **Calcareous disease of**, 61
Arteries, Partial rupture of, 63
 — **Rupture of**, 63
 — — **from disease of artery**, 63
 — — — **external to artery**, 63
 — **Thrombosis of**, 63
 — **Wound of**, (65), 193-209
Arterio-venous aneurism, 63
Arteritis, 61
Arthritic iritis, 45
Arthritis rheumatica longa, vide **OSTEOARTHRITIS LONGA**, 12
ARTICULI PERFORATI, 154
Artificial anus, see **Fæcal fistula**, 99
Artificial anus from injury, 203
 — **pupil**, Operation, 215
 — **respiration**, Operation, 231
Ascaris, Parasite, (232), 101
Ascites, 109
 — **from pregnancy**, 135
Asiatic cholera, see **Malignant cholera**, 7
Asphyxia, (71, 245), 189
 — **from crushing**, 189
 — — **drowning**, 189
 — — **gaseous poisons**, (189), 185
 — — **hanging**, 189
 — — **overlying**, 189
 — — **plugging of air-passages**, 189
 — — **strangling**, 189
ASPHYXIA DEMERSORUM, 188
 — **EX COMPRESSU**, 188
 — — **CORPORE SUPERINCUBANTE**, 188
 — — **OBTURATIS SPIRITUS ITINERIBUS**, 188

EXPLANATIONS.—The names for common use are printed in **Egyptian type**, Latin names proper in **ROMAN SMALL CAPITALS**, and Synonyms, which are not to be employed in the registration of diseases, in *Italics*. The figures refer to the page where the disease is to be met with; the figures without brackets indicating where the disease should be registered; and the figures within brackets where the disease is entered for the sake of classification only, and not for registration.

ASP

- ASPHYXIA EX SUSPENDIO, 188
 — — VAPORIBUS PESTIFERIS, 188
 — STRANGULATORUM, 188
Asthma, 75
 — Grinders', 77
 — Hay, 71
 — Miners', 77
ASTHMA CULTRARIORUM, 76
 — EX FENISICIO, 70
 — METALLARIORUM, 76
Astigmatism, 49
ASTIGMATISMUS, 48
Astragalus, Dislocation of, 211
Asturian rose, 165
ATAXIA MOTUS, 36
Ataxy, Locomotor, 37
Atelectasis, 77
Atheroma, see **Fatty and calcareous degeneration**, (31)
Atheroma arteriarum, vide **DEGENERATIO ADI-
POSA A.**, 60
Atheroma arteriarum cerebri, vide **DEGENERATIO
ADIPOSA A. C.**, 34
Atheroma of arteries, see **Fatty degeneration
of**, 61
Atheroma of the cerebral arteries, see **Fatty de-
generation of**, 35
Atheroma of the valves of the heart, see **Fatty
degeneration of**, 59
Atony of the uterus during parturition, 139
ATROPHIA, (30)
 — ACUTA JECINORIS, 104
 — CEREBRI, 32
 — CORDIS, 58
 — CUTIS, 170
 — GLANDULÆ PROSTATÆ, 116
 — GLANDULARUM, 66
 — INGRAVESCENS MUSCULORUM, (36), 156
 — LINEARIS CUTIS, 170
 — MAMMÆ FEMINEÆ, 146
 — MUSCULORUM, 156
 — NERVORUM, 36
 — OSSIUM, 150
 — OVARIUM, 124
 — RENUM, 112
 — SPINALIS, 36
 — TESTICULI, 122
 — UNGUIUM, 170
 — UTERI, 128
Atrophic softening of the brain, see **White
softening of**, 35

BLA

- Atrophy**, (31)
 — of bones, 151
 — — brain, 33
 — — breast, female, 147
 — — glands, 67
 — — gums, 85
 — — heart, 59
 — — kidney, 113
 — — liver, Acute, 105
 — — muscles, 157
 — Progressive muscular, (37), 157
 — of the nails, 171
 — — nerves, 37
 — — ovary, 125
 — — prostate gland, 117
 — — spinal cord, 37
 — — skin, 171
 — — — Linear, 171
 — — testicle, 123
 — — uterus, 129
Auricle of the ear, **Cancers of the**, (53), 19
 — — — Cutaneous affections of the, (53)
 — — — Diseases of the, 51
 — — — Gouty deposits in the, 51
 — — — Injuries of the, (53), 193
 — — — Malformations of the, (237), 53
 — — — Non-malignant tumours of the, 53
AURIS INTERIOR CURTA, 236
Back, Contusion of, 201
 — Sprain of, 201
 — Wound of, 201
Balanitis, 117
Balls, Removal of, Operation, 223
Barbadoes leg, see **Elephantiasis Arabum**, 171
Belladonna, Poison, 181
Beri Beri, 27
BERIBERIA, 26
Bilharzia hæmatobia, Parasite, (233), 67, 105
Biliary ducts, impervious, 241
Biliary fistula, 107
Birth, Premature, (147, 245), 177
Bismuth, Poison, 179
BISMUTHUM, Venenum, 178
Bitter Almonds, oil of, Poison, 181
Black Hellebore, Poison, 181
Bladder, Blood calculus of, 115
 — Calculus of, 115
 — Cancer of, (115), 19
Bladder, Catarrh of, see **Cystitis**, 113

BLA

- Bladder, diseases of, 113
 — Distention of, 115
 — Extroversion of the posterior wall of, Malformation, (245), 115
 — Fibrous tumour of, 115
 — Foreign bodies in, (205), 115
 — Hæmaturia of, (Vesical), 115
 — Hernia of, 115
 — Hypertrophy of, 115
 — Injuries of, 203
 — Inversion of, 115
 — Irritability of, 117
 — Malformations of, (243, 245), 115
 — Neuralgia of, 117
 — Paralysis of, 117
 — Parasitic disease of, 115
 — Rupture of, from distention, 115
 — Rupture of, from injury, without wound, 203
 — Rupture of, from injury, with fracture, Note, 205
 — Sacculated, 115
 — Sloughing of, 115
 — — consequent on parturition, 145
 — Spasm of, 117
 — Suppuration of, 115
 — Ulceration of, 113
 — Wound of, 203
 — Villous tumour of, 115
 Blepharospasmus, 51
 Blood calculus of the bladder, 115
 Blood, Extravasation of, (29)
 Blood vessels, Diseases of, Note, 61
 — Injuries of, Note, 193-209
 Blue gum, from lead, (87), 177
 Boil, 171
 Boil, Delhi, 173
 Bone, Abscess, Chronic, of, 151
 — Atrophy of, 151
 — Cancer of, (153), 19
 — Caries of, 151
 — Cartilaginous tumour of, 153
 — Cyst of, 153
 — Degeneration of articular surfaces of, 155

BRA

- Bone, Diseases of, Note, 151
 — Excision of, Note, 221
 — — from the head, 221
 — — — by trephining, 221
 — — — lower Extremity, 221
 — — — trunk, 221
 — — — upper Extremity, 221
 Bone, Exostosis of, see Osseous tumour of, (21), 153
 — — — Diffused, see Diffused osseous tumour of, (21), 153
 Bone, Fibro cystic tumour of, 153
 — Fibrous tumour of, 153
 — Fractures of, 191-211
 — fracture of, Spontaneous, Note, 151
 — fracture of, Operation for ununited, 221
 — Hypertrophy of, 151
 — Ivory tumour of, (21), 153
 — Malformations of, (237, 243), 153
 — Myeloid tumour of, 153
 — Necrosis of, 151
 — — Acute, 151
 — Non-malignant tumours of, 153
 — Operations on, 221
 — Osseous tumour of, (21), 153
 — — — Cancellated, (21), 153
 — — — Diffused, (21), 153
 — — — Ivory, (21), 153
 — Parasitic disease of, 153
 — Refracture of, Operation, 221
 — Rickets of, (153), 25
 — Scrofulous disease of, (153), 25
 — Syphilitic disease of, (153), 15
 Bothriocephalus, (233), 101
 BOTULI, Venenum, 184
 Bow-leg, 155
 Brain, Abscess of, 33
 — absent, Malformation, (237), 35
 — Aneurism of the arteries of the, 35
 — Atrophy of, Definition, 33
 — Cancer of, (35), 19
 — Concussion of, 191
 — Diseases of, 33

EXPLANATIONS.—The names for common use are printed in **Egyptian type**, Latin names proper in **ROMAN SMALL CAPITALS**, and Synonyms, which are not to be employed in the registration of diseases, in *Italics*. The figures refer to the page where the disease is to be met with; the figures without brackets indicating where the disease should be registered; and the figures within brackets where the disease is entered for the sake of classification only, and not for registration.

BRA

- Brain, Diseases of the arteries of the, 35
 — Ectopia of, Malformation, (245), 35
 — Embolism of the arteries of the, 35
 — Fibrous tumour of, 35
 — Hernia of, Malformation, (245), 35
 — Hypertrophy of, 33
 — Impaction of coagula in the arteries of the, 35
 — Inflammation of, Definition, 33
 — Laceration of, without fracture, 193
 — Malformations of, (237, 245), 35
 — Osseous tumour of, 35
 — Parasitic disease of, 35
 — rudimentary, Malformation, (237), 35
Brain, Softening of, Atrophic, see White S. of, 35
 Brain, softening of, red, 33
 — — white, Note, 35
 — — yellow, 33
 — Syphilitic disease of, (35), 15
 — Thrombosis of the arteries of the, 35
 — Tubercular deposit in, (35), 25
 Bread, Mouldy, Poison, 185
 Breast, Female, Abscess of, 147
 — — — from parturition, (145), 147
Breast, Female, Adenoid tumour of, see Chronic mammary tumour of, 149
 Breast, Female, Atrophy of, 147
 — — Cartilaginous tumour of, 149
 — — Cancer of, (147), 19
 — — Colloid of, (149), 19
 — — Complex cystic tumour of, 149
 — — Cyst of, 149
Breast, Female, Cysto-sarcoma of, see Complex cystic tumour of, 149
 Breast, Female, Diseases of, 147
Breast, Female, Enchondroma of, see Cartilaginous tumour of, 149
 Breast, Female, Epithelial cancer of, (149), 19
 — — Fatty tumour of, 149
 — — Fibro-plastic tumour of, 149
 — — Fibrous tumour of, 149
 — — Hyperæsthesia of, 149
 — — Hypertrophy of, 147
 — — Inflammation of, 147
 — — — following parturition (145), 147
 — — Medullary cancer of, (147), 19
Breast, Female, Neuralgia of, see Mastodynia, 149
 Breast, Female, Non-malignant tumours, 149
 — — Osseous tumour of, 149

BUR

- Breast, Female, Painful subcutaneous tumour of, see Fibrous tumour of, 149*
 Breast, Female, Parasitic disease of, 149
 — — Scirrhus of, (147), 19
 — — Sinus of, 147
 — — Vascular tumour of, 149
 Bright's disease, Definition, 111
 — — Acute, 111
 — — Chronic, 111
 Broad ligament of the uterus, Abscess of, 127
 — — — Cyst of, 127
 — — — Diseases of, 127
 — — — Inflammation of, 127
 Bronchi, Cancer of, (75), 19
 — Contraction of, 75
 — Dilatation of, 75
 — Diseases of, 73
 — Foreign bodies in, (75), 197
 — Malformations of, (239), 75
 — Non-malignant tumours of, 75
 — Parasitic disease of, 75
 — Tubercle of, (75), 25
 — Ulcer of, 75
 Bronchial catarrh, 73
 Bronchial gland, Abscess of, (69), 79
 — — Cancer of, (69, 79), 19
 — — Diseases of, (69), 79
 — — Enlargement of, (69), 79
 — — Inflammation of, (69), 79
 — — Non-malignant tumours of, (69), 79
 — — Tubercle of, (69, 79), 25
 Bronchial tubes, Casts of, 75
 Bronchitis, 75
 — Acute, 75
 — Chronic, 75
 BRONCHOCELE, 68
 Bronchocele, Exophthalmic, Definition (51), 69
 BRONCHOCELE EXOPHTHALMICA, (50), 68
 — PULSANS, 68
 Bronchocele, Pulsating, 69
Bronzed Skin, see Addison's disease, (169), 71
 Brow ache, (7), 41
 Brucia, Poison, 183
 Bubo, Gonorrhœal, 117
 — Indurated syphilitic, (69), 13
 — Suppurating syphilitic, (69), 15
 Bunion, (171), 161
 Burn and scald of the larynx, (197), 189
 Burns and scalds, Note, (173), 189
 — — of the eye, 195

BUR

- Bursa patellæ, enlarged, 161
 Bursæ enlarged, 161
 Bursal abscess, 161
Bursal cyst, see *Synovial cyst*, (23)
 Bursal tumour, Definition, 161
 Bursting of lymphatics, 69
 BYRSÆ PATELLÆ AMPLIFICATIO, 160
 BYRSARUM ALIARUM AMPLIFICATIO, 160
 Cæsarean section, 227
 — — for the removal of fœtal remains, 227
 Calabar bean, Poison, 183
 Calcareous degeneration, (31)
 — — of the arteries, 61
 — — — cerebral arteries, 35
 — — — valves of the heart, 59
 Calcification of the dental periosteum, 85
 Calculi of the pancreas, 107
 — — prostate gland, 117
 — Removal of, 223
 — — biliary, 223
 — — salivary, 223
 — — vesical, 225
 — — — by lithotomy, 225
 — — — lithotrity, 225
 — — — extraction of fragments, 225
 — — — dilatation of the female urethra, 225
 CALCULI FELLEI, 106
 — GLANDULÆ PROSTATÆ, 116
 — PANCREATIS, 106
 Calculus and concretions, 31
 Calculus of the bladder, 115
 — — Blood, 115
 — — Carbonate of lime, 115
 — — Cystic oxide, 115
 — — Fibrinous, 115
 — — Fusible, 115
 — — Oxalate of lime, 115
 — — Phosphate of lime, 115
 — — Triple phosphate, 115
 — — Urate of Ammonia, 115
 — — Uric acid, 115
 — — Uric oxide, 115
 — — Urosteolith, 115

CAN

- Calculus of the bladder*, *Xanthic oxide*, see *Uric oxide*, C. of, 115
 Calculus impacted, of the urethra, 119
 — of the kidney, 113
 — Salivary, 95
 — in the ureter, 113
 CALCULUS ET CONCRETA, (30)
 CALCULUS INHÆRENS ITINERI URINÆ VIRILI 118
 — RENUM, 112
 — SALIVOSUS, 94
 — VESICÆ, 114
 — — ACIDUM URICUM, 114
 — — AMMONIÆ URAS, 114
 — — CALCIS CARBONAS, 114
 — — — OXALAS, 114
 — — — PHOSPHAS, 114
 — — FIBROSUS, 114
 — — FUSILIS, 114
 — — OXIDUM CYSTICUM, 114
 — — — URICUM, 114
Calculus vesicæ, *Oxidum xanthicum*, vide C. v. O. CYSTICUM, 114
 CALCULUS VESICÆ, PHOSPHAS TRIPLEX, 114
 — — SANGUINEUS, 114
 — — UROSTEATOMA, 114
 CALVARIA CURTA, Deformitas ingenita, 236
 Camphor, Poison, 183
 CAMPHORA, Venenum, 182
 CANALIS UTERI OCCLUSUS, 128
 Cancellated osseous tumour, (21)
 Cancer, Definition, Notes, (31), 15-19
 — of the Absorbent System, (69), 19
 — — antrum, (83), 19
 — — anus, (103), 19
 — — auricle, (53), 19
 — — bladder, (115), 19
 — — bone, (153), 19
 — — brain, (35), 19
 — — breast, female, (147), 19
 — — bronchi, (75), 19
 — — bronchial glands, (69, 79), 19
 — — cellular tissue, (161), 19
 — — ear, internal, (55), 19

EXPLANATIONS.—The names for common use are printed in **Egyptian type**, Latin names proper in **ROMAN SMALL CAPITALS**, and Synonyms, which are not to be employed in the registration of diseases, in *Italics*. The figures refer to the page where the disease is to be met with; the figures without brackets indicating where the disease should be registered; and the figures within brackets where the disease is entered for the sake of classification only, and not for registration.

CAN

- Cancer, of the eye, (49), 19
 — — eyelids, (51), 19
 — — Fallopian tube, (127), 19
 — — fauces, (93), 19
 — — gall bladder, (107), 19
 — — glands, (69), 19
 — — gums, (85), 19
 — — heart, (61), 19
 — — hepatic ducts, (107), 19
 — — intestines, (101), 19
 — — jaws, (83), 19
 — — joints, (155), 19
 — — kidney, (113), 19
 — — lips, (81), 19
 — — liver, (105), 19
 — — lung, (77), 19
 — — male mamilla, (151), 19
 — — mesenteric glands, (109), 19
 — — mediastinum, (79), 19
 — — mouth, (81), 19
 — — muscles, (157), 19
 — — nerves, (37), 19
 — — nose, (55), 19
 — — — skin of the, (55), 19
 — — œsophagus, (95), 19
 — — within the orbit, (51), 19
 — — of the ovary, (125), 19
 — — palate, (93), 19
 — — pancreas, (107), 19
 — — penis, (121), 19
 — — pericardium, (57), 19
 — — peritoneum, (109), 19
 — — pharynx, (93), 19
 — — pleura, (79), 19
 — — prepuce, (121), 19
 — — prostate gland, (117), 19
 — — rectum, (103), 19
 — — salivary glands, (95), 19
 — — scrotum, (121), 19
 — — skin, (171), 19
 — — spinal cord, (37), 19
 — — spine, (157), 19
 — — spleen, (107), 19
 — — stomach, (97), 19
 — — supra-renal capsules, (71), 19
 — — tendons, (159), 19
 — — testicle, (123), 19
 — — thymus gland, (71), 19
 — — thyroid gland, (69), 19
 — — tongue, (91), 19
 — — tonsils, (91), 19

CAR

- Cancer, of the trachea, (75), 19
 — — uterus, (129), 19
 — — vagina, (131), 19
 — — vulva, (131), 19
Cancer, Alveolar, see *Colloid*, 19
Cancer, Chimney sweeper's, see *Epithelial cancer of the scrotum*, (121), 19
Cancer, Colloid, see *Colloid*, 19
Cancer, Epithelial, Definition, 17
 — — of the breast, female, (149), 19
 — — — larynx, (73), 19
 — — — scrotum, (121), 19
 — — — uterus, (129), 19
Cancer, Hard, see *Scirrhus*, 17
Cancer, Local, Note, 19
 — *Medullary*, Definition, 17
 — — of the breast, female, (147), 19
 — — — uterus, (129), 19
 — *Melanotic*, Definition, 17
 — *Osteoid*, Definition, 17
Cancer, Soft, see *Medullary*, 17
Cancer, Villous, Note, 17
Cancroid, see *Epithelial cancer*, 17
Cancrum oris, (171), 81
Canities, 169
Cannabis Indica, Poison, 181
Cantharides, Poison, 185
CANTHARIS, Venenum, 184
Capsule of Glisson, Thickening of the, 105
 — of the lens, Extraction of the, Operation, 217
 — — — — Laceration of the, Operation, 217
CAPUT AORTÆ DESCENDENTIS COARCTATUM VEL OBLITERATUM, Deformitas ingenita, (238), 64
CAPUT AUT NULLUM AUT RUDE, Deformitas ingenita, 236
CAPUT OBSTIPUM, 158
Carbonate of lime calculus, 115
Carbonic acid, Poison, 185
Carbonic oxide, Poison, 185
CARBONIS VAPOR, Venenum, 184
Carbuncle, (161), 171
CARBUNCULUS, (160), 170
CARCINOMA, (30), 14-18
 — *ANI*, (102), 18
 — *ARTICULORUM*, (154), 18
 — *AURICULÆ*, (52), 18
 — *AURIS INTERIORIS*, (54), 18
 — *CAPSULARUM SUPRARENALIIUM*, (70), 18
 — *CEREBRI*, (34), 18
 — *COLIS*, (120), 18

CAR

- CARCINOMA CORDIS, (60), 18
 — CUTIS, (170), 18
 — CUTIS NASI, (54), 18
 — DUCTUUM JECINORIS, (106), 18
 — FAUCIUM ET PALATI, (92), 18
 — GINGIVARUM, (84), 18
 — GLANDULÆ PROSTATÆ, (116), 18
 — — THYMI, (70), 18
 — — THYROIDIS, (68), 18
 — GLANDULARUM, (68), 18
 — — BRONCHIALIUM, (68, 78), 18
 — — MESENTERII, (108), 18
 — — SALIVOSARUM, (94), 18
 — INTESTINORUM, (100), 18
 — JECINORIS, (104), 18
 — LABRORUM, (80), 18
 — LIENIS, (106), 18
 — LINGUÆ, (90), 18
 — MAMMÆ FEMINÆ, (146), 18
 — MAMILLÆ VIRILIS, (150), 18
 — MAXILLARUM, (82), 18
 — MEDIASTINI, (78), 18
 — MEDULLÆ IN SPINA, (36), 18
 — MEMBRANÆ CELLULOSÆ, (160), 18
 — MUSCULORUM, (156), 18
 — NASI, (54), 18
 — NERVORUM, (36), 18
 — OCULI, (48), 18
 — ŒSOPHAGI, (94), 18
 — ORGANORUM ABSORBENTIIUM, (68), 18
 — ORIS, (80), 18
 — OSSIUM, (152), 18
 — OVARII, (124), 18
 — PALPEBRARUM, (50), 18
 — PANCREATIS, (106), 18
 — PARTIUM INTRA ORBITAS SITARUM, (50), 18
 — — SINGULARUM, 18
 — PERICARDII, (56), 18
 — PERITONÆI, (108), 18
 — PHARYNGIS, (92), 18
 — PLEURÆ, (78), 18
 — PRÆPUTII, (120), 18
 — PULMONIS, (76), 18
 — RECTI INTESTINI, (102), 18

CAR

- CARCINOMA RENUM, (112), 18
 — SCROTI, (120), 18
 — SPINÆ, (156), 18
 — TENDINUM, (158), 18
 — TESTICULI, (122), 18
 — TONSILLARUM, (90), 18
 — TRACHEÆ ET BRONCHIORUM, (74), 18
 — TUBI FALLOPIANI, (126), 18
 — UTERI, (128), 18
 — VAGINÆ, (130), 18
 — VENTRICULI, (96), 18
 — VESICÆ, (114), 18
 — VESICULÆ FELLIS, (106), 18
 — VULVÆ, (130), 18
Carcinoma alveolare, vide MORBUS COLLODES, 18
Carcinoma caminos purgantium, vide CARCINOMA EPITHELIOSUM SCROTI, (120), 18
Carcinoma durum, vide SCIRRHUS, 16
 CARCINOMA ENCEPHALOIDES DURUM, 16
 — EPITHELIOSUM, 16
 — — LARYNGIS, (72), 18
 — — MAMMÆ FEMINÆ, (148), 18
 — — SCROTI, (120), 18
 — — UTERI, (128), 18
 — MEDULLOSUM, 16
 — — MAMMÆ FEMINÆ, (146), 18
 — — UTERI, (128), 18
Carcinoma molle, vide C. MEDULLOSUM, 16
 — NIGRUM, 16
 — OSTOIDES, 16
 — VILLOSUM, 16
 Cardiac valves imperfect, Malform., (239), 59
 Cardialgia from pregnancy, 135
 Caries of the alveoli, 85
 — of bone, 151
 — — of the dental tissue, 83
 Caries and necrosis of the spine, 155
 CARIES ET NECROSIS OSSIUM, 150
 — — SPINÆ, 154
 CARO RANCIDA ET MORBIDA, Venenum, 184
 CARO VENENATA, Venenum, 184
 Carpus, Dislocation of, 207
 — Fracture of, 207
 Cartilage, Displacement of articular 155

EXPLANATIONS.—The names for common use are printed in **Egyptian type**, Latin names proper in **ROMAN SMALL CAPITALS**, and Synonyms, which are not to be employed in the registration of diseases, in *Italics*. The figures refer to the page where the disease is to be met with; the figures without brackets indicating where the disease should be registered; and the figures within brackets where the disease is entered for the sake of classification only, and not for registration.

CAR

- Cartilage, Loose, 155
 — — Removal of, Operation, 223
 — — Ulceration of, 153
 Cartilages and ligaments of the spine, Ulceration of the, 155
 Cartilaginous tumour, (21)
 — — of the antrum, 83
 — — of bone, 153
 — — of the female breast, 149
 — — — gums, 85
 — — — jaws, 83
 CARTILAGO ARTICULARIS LOCO MOTA, 154
 — LIBERA, 154
 CASEUS VENENATUS, 184
 Casts of the bronchial tubes, 75
 Catalepsy, 39
 CATALEPSIS, 38
 Cataract, 47
 — Congenital, 47
 — Fluid, 47
 — Hard, 47
 — Soft, 47
 — Traumatic, 47
 — Operations for, 215-217
 Catarrh, (29)
Catarrh of the bladder, see Cystitis, 113
 Catarrh, Bronchial, 73
 — Laryngeal, 71
Catarrh, Nasal, see Coryza, 71
 Catarrh of the Uterus, 127
 — — Vagina, 129
 — — — during pregnancy, (137), 127
 Catarrhal ophthalmia, 43
 CATARRHUS, (28)
 — BRONCHIORUM, 72
 — EPIDEMICUS, 8
 — LARYNGIS, 70
Catarrhus Narium, vide GRAVEDO, 70
 CATARRHUS UTERI, 126
 — VAGINÆ, 128
 — — IN GRAVIDIS, (136), 126
Catarrhus vesicæ, vide CYSTITIS, 112
 Caustic alkalies, Poisons, 179
 CAVA CORDIS, NUMERO DEFICIENTIA, Deformitas ingenua, (238), 60
 Cavities of the heart deficient in number, Malformation, (239), 61
 — — — one auricle and one ventricle, (239), 61
 — — — two auricles and one ventricle, (239), 61
 Cellular tissue, Abscess of, 161

CER

- Cellular tissue, Cancer of, (161), 19
 — — Diseases of, 161
 — — Emphysema of, 161
 — — Foreign substances in, (161), 213
 — — Hæmorrhage of, 161
 — — Inflammation of, 161
 — — Inflammatory induration of, in the newly born, 161
 — — Non-malignant tumour of, 161
 — — Parasitic disease of, 161
 — — Slough of, 161
 Cellulitis, Pelvic, 127
 — — consequent on parturition, (145), 127
 Cementum, Abnormal development of, 89
 Cephalhæmatoma, from contusion of the head, 191
 Cephalhæmatoma, Malformation, 245
 Cephalic paracentesis, Operation, 229
 Cerebral arteries, Aneurism of, 35
Cerebral arteries, Atheroma of, see Fatty degeneration of, 35
 Cerebral arteries, Calcareous degeneration of, 35
 — — Diseases of, 35
 — — Embolism of, 35
 — — Fatty and calcareous degeneration of, 35
 — — Impaction of coagula in, 35
Cerebral arteries, Ossification of, see Calcareous degeneration, 35
 Cerebral arteries, Thrombosis of, 35
Cerebral Hæmorrhage, see Sanguineous apoplexy, 33
 Cerebral nerves, Injuries of, 193
 Cerebri, Hernia, 191
 Cerebro-spinal fever, Definition, (33), 5
Cerebro-spinal Meningitis, Epidemic, see Cerebro-spinal fever, (33), 5
 CEREBRUM FLUIDUM ALBENS, 34
 — — FLAVENS, 32
 — — RUBENS, 32
 CEREBRUM RUDE VEL MINUS ABSOLUTUM, Deformitas ingenua, (236), 34
 Cervix femoris, Fracture of, 209
 Cervix uteri, Elongation of, 129
 — — Cancer of, as an obstacle to parturition, 139
 — — Hæmorrhage from Thrombus of, during parturition, 143
 — — Sloughing of, consequent on parturition, 145

- CER
- CERVIX RIGIDA, 12
 CERVIX UTERI PRODUCTA, 128
 Chancre, Hard, 13
 — Soft, 15
 Chapped nipple, 147
 Cheek, Abscess of, 81
 — Cyst of, 81
 Cheese, Poisonous, 185
 Cheloid, (21), 173
 Chemical injuries of the eyelids and eye, 195
Chemosis, see *Edema* of the subconjunctival tissue, 43
 Chest, Contusion of, 199
 — Injuries of, 199
 — — of the vessels of the, 199
 — perforating wound of, 199
 — wound of the parietes of the, 199
 Chicken pox, 3
 Chigoe, Parasite, (234), 161, 175
 Chilblain, 171
Child crowing, see *Laryngismus Stridulus*, 39
Chimney Sweeper's Cancer, see *Epithelial cancer* of the scrotum, (121), 19
 Chionyphe Carteri, Parasite, (234), 175
 Chlorine, Poison, 185
 Chloroform vapour, Poison (185), 181
 CHLOROFORMI VAPOR, Venenum, (184), 180
 Chlorosis, (133), 27
 CHLORUM, Venenum, 184
Cholera, Asiatic, see *Malignant*, 7
Cholera, Malignant, Definition, (101), 7
Cholera, Serous, see *Malignant*, 7
Cholera, Simple, (101), 7
Cholera, Spasmodic, see *Malignant*, 7
Cholera Asiatica, vide *C. PESTIFERA*, 6
 CHOLERA PESTIFERA, (100), 6
Cholera Serosa, vide *C. PESTIFERA*, 6
 CHOLERA SIMPLEX, (100), 6
Cholera Spastica, vide *C. PESTIFERA*, 6
 Choleraic diarrhœa, (100), 7
 Cholesteotoma, (21)
 Chorea, 39
 — during pregnancy, 133
 Choroid, Diseases of, 47
- CIC
- Choroidal apoplexy, 47
 Choroiditis, 47
 Chromium, Poison, 179
 Chronic abscess of bone, 151
Chronic albuminuria, see *Chronic Bright's disease*, 111
 Chronic Bright's disease, 111
 — bronchitis, 75
 — chorea, 39
 — cystitis, 113
 — dementia, 41
Chronic desquamative nephritis, see *Chronic Bright's disease*, 111
 Chronic enlargement of glands, 67
 — — of the prostate gland, 117
 — gout, Definition, 13
 — hydrocephalus, 33
 — inflammation of the female breast, 147
 — — — thyroid gland, 69
 — interstitial keratitis, 45
 — laryngitis, 73
 — lupus, 23
 — mammary tumour, 149
 — mania, 41
 — ophthalmia, 43
 — orchitis, 123
 — osteo-arthritis, Definition, (155), 13
 — — — of spine, 157
 — peritonitis, 109
 — pleurisy, 79
 — pneumonic phthisis, 77
Chronic rheumatic arthritis, see *Chronic osteo-arthritis*, (155), 13
 Chronic rheumatism, Definition, 13
 — synovitis, 153
 — thickening of the dental periosteum, 85
 — ulcer of the stomach, 97
 Cicatrices, 173
 — Operations for. (For their subdivision see 'Operations for Cicatrices'), 227
 Cicatrix, or band of the vagina, 131
 — — — as an obstacle to parturition, 139
 CICATRIX VEL HABENULA VAGINÆ, 130
 CICUTA VIROSA, Venenum, 182

EXPLANATIONS.—The names for common use are printed in **Egyptian type**, Latin names proper in **ROMAN SMALL CAPITALS**, and Synonyms, which are not to be employed in the registration of diseases, in *Italics*. The figures refer to the page where the disease is to be met with; the figures without brackets indicating where the disease should be registered; and the figures within brackets where the disease is entered for the sake of classification only, and not for registration.

CIM

- Cimex**, Irritation caused by, 175
Circulatory System, Diseases of, 57
 — — Disorders of from pregnancy, 135
Cirrhosis of the liver, 105
 — — lung, 77
CIRRHOSIS JECINORIS, 104
 — PULMONIS, 76
CIRSOCELE, 122
Cirroid aneurism, 65
Clavicle, Dislocation of, 205
 — Fracture of, 207
CLAVUS, 170
Cleft palate, Malformation, (241), 93
Club-foot, 159
Club-hand, 159
COAGULA CORDIS FIBRINOSA, 58
 — IMPACTA IN ARTERIAS CEREBRI, 34
 — VENARUM FIBRINOSA, 64
Coal gas, Poison, 185
COARCTATIO LARYNGIS, 72
 — TRACHEÆ ET BRONCHIORUM, 74
 — TENDINUM, FASCIARUM, MUSCULORUM, 158
Cocculus Indicus, Poison, 183
Cœlmintha, Parasites, 232
Colchicum, Poison, 179
Cold, exposure to, 189
COLES PUSILLUS, CLITORIDI SIMILIOR, Deformitas ingenua, (240), 121
Colic, 101
 — during pregnancy, 135
 — Lead, (101), 177
Colic, Painter's, see **Lead colic**, (101), 177
Collapse of lung, 77
COLLAPSIO PULMONIS, 76
Colloid, Definition (31) 19
Colloid Cancer, see **Colloid**, 19
Colloid, local, 19
 — of the female breast, (149), 19
 — — intestines, (101), 19
 — — liver, (105), 19
 — — muscles, (159), 19
 — — pancreas, (107), 19
 — — peritoneum, (109), 19
 — — spleen, (109), 19
 — — stomach, (97), 19
Colloid or gelatinous cyst, (23)
Coloboma, Malformation, (241), 45
COLOTOMIA, Opus chirurgicum, 224
Colotomy, Operation, 225
 — Inguinal, 225
 — Lumbar, 225

CON

- Colour blindness*, see **Faulty perception of colours**, 49
COLUM, 100
 — EX PLUMBO, (100), 176
Colours, Faulty perception of, 49
Commencement of the descending aorta contracted or obliterated, Malform., (239), 65
Complete cretinism, 25
Complex cystic tumour, (23)
 — — — of the female breast, 149
 — — — of the ovary, 125
Compound cysts, (23)
Compound fracture of the vault of the skull with depression, 191
 — — — — — without depression, 191
COMPRESSIO ARTERIÆ, Opus chirurgicum, 216
CONCRETA IN INTESTINIS, 100
Concretion, (31)
Concretions in the absorbent system, (67), 213
 — Intestinal, (101), 203
CONCUSSIO CEREBRI, 190
Concussion of the brain, 191
Condyloma, (21), 173
 — of the anus, 103
 — — skin, (21), 173
 — from gonorrhœa, 119
 — — — in the female, (131), 119
 — — — in the male, (121), 119
 — — — of the penis, (121), 119
 — — — of the vulva, (131), 119
CONDYLOMA ANI, 102
 — COLIS, (120), 118
 — CUTIS, 172
 — GONORRHOÏCUM, 118
 — — FEMINARUM, (130), 118
 — — MARIUM, (120), 118
 — VULVÆ GONORRHOÏCUM, (130), 118
Confluent Small-pox, Definition, 3
Congenital cataract, (245), 47
 — displacements and unusual positions of parts of the fœtus, 245
 — hydrocele of the tunica vaginalis, 123
 — inguinal hernia, (245), 99
CONGENITAL MALFORMATIONS, 237
 — syphilis, (245), 15
 — umbilical hernia, (245), 99
Congestio jecinoris, vide **AMPLIFICATIO J.**, 104
CONGESTIO LIENIS, 106
 — PASSIVA, (28)
 — — PULMONIS, 76
Congestion of the liver, 105

CON

- Congestion of the spleen, 107
 — Passive, (29)
 — — of the lung, 77
 Congestive apoplexy, 33
 Conical cornea, 45
 Conium, Poison, 181
 Conjunctiva, Diseases of, 43
 — Fatty tumour of, 43
 — Foreign bodies in, 195
 — Metallic stains of, 43
 — — — from lead, (177), 43
 — — — from nitrate of silver, (179), 43
 — Parasitic disease of, 43
 — Wound of, 195
 Conjunctival ophthalmia, 43
 Conjunctivitis, 43
 CONSEQUENTIA EX IRITIDE, 44
 Constipation, 101
 — during pregnancy, 135
 CONSTRICTIO TEMPORARIA ARTERIARUM, *Opus chirurgicum*, 216
 Constriction, temporary, of arteries, Operation, 217
 Continued fever, Simple, Definition, 5
 Continuity of nerves with nerve centres, incomplete, Malformation, 237
Contracted granular kidney, see *Granular K.*, 111
 Contracted palmar fascia, 159
 CONTRACTIO, (30)
 Contraction, (31)
 — of the larynx, 73
 — of tendons, fasciæ, or muscles, 159
 — of the trachea and bronchi, 75
 Contusion of the abdomen, 201
 — — — with rupture of muscles, 201
 — — — — of viscera, 201
 — of arteries, (65), 193-209
 — of the back, 201
 — — chest, 199
 — — eye, 193
 — — — with dislocation of the lens, 195
 — — — — hæmorrhage into the globe, 195
 — — — — rupture of the sclerotic, 193
 — — face, 193

COR

- Contusion of the head, 191
 — — neck, 197
 — — lower extremity, 209
 — — pelvis, 203
 — — upper extremity, 205
 CONTUSUS OCULUS CUM HÆMORRHAGIA INTERIORE, 194
 — — LENTE ELISA, 194
 — — RUPTA SCLEROTICA, 192
 CONTUSUM A TERGO, 200
 — IN ARTERIIS, (64), 192-208
 — — CAPITIS, 190
 — — FACIE, 192
 — — MEMBRIS INFERIORIBUS, 208
 — — MEMBRIS SUPERIORIBUS, 204
 — — OCULO, 192
 — — PARTIBUS MOLLIORIBUS CERVICIS, 196
 — — PELVI, 202
 — — THORACE, 198
 — — VENTRE, 200
 — — — RUPTIS MUSCULIS, 200
 — — — RUPTIS VISCERIBUS, 200
Conversio in Calcem, vide *DEGENERATIO CALCAREA*, (30)
 CONVERSIO IN CALCEM MUSCULORUM, 156
 Convulsions, 39
 — from pregnancy, 135
 — during parturition, 143
 — Infantile, 39
 — Puerperal, 145
 Copper, Poison, 177
 Cord, Spermatic, Diseases of, 121
 — — Hydrocele of, 121
 — — — Diffused, 123
 — — — Encysted, 123
 — — Neuralgia of, 123
 — — Non-malignant tumour of, 123
 Cord, Spinal, Diseases of (For their subdivision, see *Spinal Cord*), 35
 Cord, Spinal, Injury of, 201
 Corn, 171
 Cornea, Conical, 45
 Cornea, Diseases of, 45
 — Foreign bodies in, 195

EXPLANATIONS.—The names for common use are printed in **Egyptian type**, Latin names proper in **ROMAN SMALL CAPITALS**, and Synonyms, which are not to be employed in the registration of diseases, in *Italics*. The figures refer to the page where the disease is to be met with; the figures without brackets indicating where the disease should be registered; and the figures within brackets where the disease is entered for the sake of classification only, and not for registration.

COR

- Cornea, Opacity of, 45
 — Ulcer of, 45
 — Wound of, 195
 CORNEA CACUMINATA, 44
 — OPACA, 44
 Cornua, 173
 Coronary arteries, Disease of, 61
 CORPORA ADVENTITIA, 192-208
 — — ET CONCRETA IN ORGANIS ABSORBENTIBUS, (66), 212
 — — ET CONCRETA IN INTESTINIS, (100), 202
 — — IN AURE SITA, 192
 — — — ANTRO, (82), 192
 — — — BRONCHIIS, (74), 196
 — — — CORNEAM VEL CONJUNCTIVAM RECEPTA, 194
 — — — FORAMINE AURIS, (52), 192
 — — INHÆRENTIA IN MEMBRIS INFERIORIBUS, 208
 — — INHÆRENTIA IN MEMBRIS SUPERIORIBUS, 204
 — — IN ITINERE URINÆ VIRILE, (204), 118
 — — — LARYNGE, (72), 196
 — — — MEMBRANA CELLULOSA, (160), 212
 — — — NARIBUS, (56), 192
 — — — ŒSOPHAGO, (94), 196
 — — — ORGANIS ABSORBENTIBUS, (66), 212
 — — — PARTIBUS MOLLIORIBUS FACIEI, 192
 — — — PERITONÆO SITA, 202
 — — — PHARYNGE, (92), 196
 — — — PULMONE, (76), 196
 — — — RECTO INTESTINO ET ANO, (102), 204
 — — — SPIRITUS ITINERIBUS, (72-76), 196
 — — INTRA OCULUM RECEPTA, 194
 — — IN VAGINA, 204
 — — — VENTRICULO, (96), 202
 — — — VESICA, (204), 114
 CORPORA LIBERA IN TUNICA VAGINALI, 122
 CORPUS ADVENTITIUM, (30)
 Corpus liberum, vide CARTILAGO LIBERA, 154
 Corymbose Small-pox, Definition, 3
 Coryza, 71
 Cough during pregnancy, 135
 Cow-pox, (187), 3
 Crab-louse, Irritation caused by, 175
 Cranium defective, 237
 CRASSITUDO AUCTA VELAMENTI JECINORIS, 104
 Cretinism, Definition, 25
 — Complete, Definition, 25
 — Incomplete, Definition, 27
 CRETISMUS, 24

CYS

- Croton oil, Poison, 179
 Croup, 71
 Croup, Spasmodic, see Laryngismus stridulus, (73), 39
 Crus Barbadicum, vide ELEPHANTIASIS ARABUM, 170
 Crushing, Asphyxia from, 189
 Cryptococcus cerevisiæ, see Torula cerevisiæ, Parasite, (234), 97, 115
 CUPRUM, Venenum, 176
 Curable cretinism, see Incomplete cretinism, 27
 Curara, see Wourali, Poison, (187), 181
 CURVATURA SPINÆ EX TRANSVERSO, 156
 — — IN FRONTEM, 156
 — — RACHITICA, (156), 24
 Curvature of spine, Anterior, 157
 — — Lateral, 157
 — Rickety, (25), 157
 Cutaneous affections of the auricle, (53)
 — or piliferous cyst, (23)
 — — of the ovary, 125
 — System, Diseases of, 163
 Cutis ærea, vide MORBUS ADDISONI, 70
 Cut-throat, 197
 Cyanogen, Poison, 185
 CYANOGENIUM, Venenum, 184
 Cyanide of potassium, Poison, 181
 Cyanosis, 61
 Cyclops, Malformation, 243
 Cynanche tonsillaris, see Quinsy, 91
 Cynanche maligna, see Sloughing sore throat, 91
 Cyst, (23, 31)
 — of the antrum, 83
 — of the alveoli, Dentigerous, 85
 — Aneurismal, (23)
 — of bone, 153
 — of the breast, female, 149
 Cyst, Bursal, see Synovial, C. (23)
 Cyst of the broad ligament, 127
 — — cheek, 81
 — Colloid or gelatinous, (23)
 — Cutaneous or piliferous, (23)
 — — of the ovary, 125
 — Dentigerous, (23)
 — — of the ovary, 125
 Cyst, Dermoid, see Cutaneous, or piliferous, (23)
 — — of the ovary, see cutaneous or piliferous cyst of, 125
 Cyst of the eyelids, 51

CYS

- Cyst of the Fallopian tube, 127
 — of the female breast, 149
 — Hæmorrhagic, (23)
 — of the kidney, simple, 113
 — — — Urinary, from injury, 113
 — of the jaws, 83
 — — larynx, 73
 — — lips, 81
 — — liver, 105
 — — male mamilla, 151
 — Mucous, (23)
 — of muscle, 159
 — of the nose, Sebaceous, 55
 — Oily, (23)
 — of the ovary, containing tegumentary structures, 125
 — — — Cutaneous or piliferous, 125
 — — — Dentigerous, 125
 — Piliferous, or cutaneous, (23)
 — of the prostate gland, 117
 — Sanguineous, (23)
 — Seminal, (23)
 — Serous, (23)
 — Suppurating, (23)
 — Synovial, (23)
 — of the thyroid gland, 69
 — of the vulva, mucous, 131
 CYSTES, COMPOSITÆ SIVE FÆCUNDÆ, (22)
 — NON MALIGNÆ, (18)
 — SIMPLICES SIVE INFÆCUNDÆ, (22)
 Cystic disease of the testicle, 123
 — tumour, Complex, (23)
 — — — of the female breast, 149
 — — — — ovary, 125
 — — — — with intracystic growths, (23)
 — — — — — of the ovary, 125
 Cysticercus, (233), 35, 45, 51, 61, 77, 105, 149, 161. (For the species of, see *Cysticercus*), p. 233
 CYSTIS, (22, 30)
 CYSTIS ANEURYSMICA, (22)
 — BUCCARUM, 80
Cystis byrsalis, vide C. SYNOVIALIS, (22)
 CYSTIS, CUTIGERA SIVE PILOSA, (22)

DAC

- CYSTIS, CUTIGERA SIVE PILOSA OVARII, 124
 — COLLODES SIVE GLUTINOSA, (22)
 — DENTIGERA, (22)
Cystis dermatodes, vide CUTIGERA SIVE PILOSA, (22)
 CYSTIS GLANDULÆ THYROIDIS, 68
 — — PROSTATÆ, 116
 — HÆMORRHAGICA, (22)
 — JECINORIS, 104
 — LABRORUM, 80
 — LARYNGIS, 72
 — LIGAMENTI LATI, 126
 — MAMMÆ FÆMINÆ, 148
 — MAMMILLÆ VIRILIS, 150
 — MAXILLARUM, 82
 — MUCOSA, (22)
 — — VULVÆ, 130
 — MUSCULORUM, 158
 — OLEOSA, (22)
 — OSSIUM, 152
 — OVARII TEGUMENTORUM AD SIMILITUDINEM, 124
 — PALPEBRARUM, 50
 — RENUM SIMPLEX, 112
 — — URINALIS (EX INJURIA), 112
 — SANGUINEA, (22)
 — SEBACEA NASI, 54
 — SEMINALIS, (22)
 — SEROSA, (22)
 — SUPPURANS, (22)
 — SYNOVIALIS, (22)
 — TUBI FALLOPIANI, 126
 Cystitis, 113
 Cystocele, 131
 Cysts, Compound or proliferous, (23)
 — Non-malignant, (19)
 — Simple, or barren, (23)
Cystosarcoma, see Complex cystic tumour, (23)
 — of the female breast, see Complex cystic tumour of, 149
 — — ovary, see Complex cystic tumour of, 125
 Dacryolith, 49
 DACRYOLITHI, 48

EXPLANATIONS.—The names for common use are printed in **Egyptian type**, Latin names proper in **ROMAN SMALL CAPITALS**, and Synonyms, which are not to be employed in the registration of diseases, in *Italics*. The figures refer to the page where the disease is to be met with; the figures without brackets indicating where the disease should be registered; and the figures within brackets where the disease is entered for the sake of classification only, and not for registration.

DAN

- Dance, St. Vitus'*, see *Chorea*, 39
Dandriff, see *Pityriasis*, 165
Darnel, Poison, 183
Death, sudden, after delivery. (For subdivision see "*Delivery, sudden death after*," 147
Deadly nightshade, Poison, 181
Deaf-dumbness, (245), 55
Deafness, 55
 — from disease, 55
 — Functional or nervous, 55
DECOLORATA PLUMBO CONJUNCTIVA, (176), 42
Debility, Definition, 177
Decayed meat, Poison, 185
DEFECTIO ANIMÆ, 60
 — — *IN GRAVIDIS*, 134
 — *AURIS EXTERIORIS. AURICULA ADHÆRENS*, Deformitas ingenua, (236), 52
 — *CEREBRI*, Deformitas ingenua, (236), 34
 — *CORDIS*, Deformitas ingenua, (236), 60
 — *GENITALIUM MULIEBRIVM EXTERIORVM*, Deformitas ingenua, (240), 130
 — *GENITALIUM VIRILIUM EXTERIORVM*, Deformitas ingenua, (240), 120, 122
 — *MEMBRI INFERIORIS ALTERUTRIVS*, Deformitas ingenua, 236
 — *MEMBRORVM INFERIORVM*, Deformitas ingenua, 236
 — *NASI*, Deformitas ingenua, (236), 56
 — *OCULORVM*, Deformitas ingenua, (236), 48
 — *OVARIORVM*, Deformitas ingenua, (240), 124
 — *PARTIVM EXTREMARVM SUPERIORVM ET INFERIORVM*, Deformitas ingenua, 236
 — *PERICARDII*, Deformitas ingenua, (238), 56
 — *PULMONVM*, Deformitas ingenua, (238), 76
 — *RENUM*, Deformitas ingenua, (240), 112
 — *TESTICULORVM*, Deformitas ingenua, (240), 122
 — *UTERI*, Deformitas ingenua, (240), 128
 — *VAGINÆ*, Deformitas ingenua, (240), 130
 — *VESICULÆ FELLIS*, Deformitas ingenua, (238), 106
DEFLECTIONES VARIE VISUS, 48
Defective growth of lower jaw, 89
Defects of sight, various, 49
Deficiency of milk, (147)
Deficient Menstruation, see *Scanty M.*, 133
Defluxio ciliornm, vide *Madarosis*, 50
DEFORMITAS ANGULARIS SPINÆ, 156
 — *ARTICULORVM EX ANKYLOSI*, 152
Deformitas ingenua, (30)

DEF

- DEFORMITATES INGENITÆ**, 236
DEFORMITATES INGENITÆ ANI, (238), 102
 — — *ARTERIORVM*, (238), 64
 — — *AURICULÆ*, (236), 52
 — — *AURIS INTERIORIS*, (236), 54
 — — *CEREBRI*, (236, 244), 34
 — — *COLIS*, (240), 120
 — — *CONCOCTIONIS APPARATUS*, (238), 86, 94, 100, 102
 — — *CORDIS*, (238, 242, 244), 58, 60
 — — *CORPORIS UNIVERSI*, 236
 — — *DUCTVM JECINORIS ET VESICULÆ FELLIS*, (238, 240), 106
 — — *EX COËUNTIBVS AB VTROQVE LATERE DIMIDIIS PARTIBVS*, &c., 242
 — — — *COHÆRENTIBVS INTER SE BINIS FËTIBVS*, 244
 — — — *LATIUS PATENTE COMMISSURA DIMIDIARVM A LATERIBVS PARTIVM*, &c., 242
 — — — *PARVM COËUNTIBVS AB VTROQUE LATERE PARTIBVS DIMIDIIS*, &c., 240
 — — — — *MEDIARVM REGIONVM A PRIORI PARTE*, 240
 — — — — — *A TERGO*, 242
 — — — *REPETITIS IN DUPLV PARTIBVS SINGVLORVM FËTVVM*, 242
 — — — *RUDI EVOLUTIONE PARTIVM*, 236
 — — *FAUCIVM ET PALATI*, (240), 92
 — — *FORAMINIS AURIS*, (236), 52
 — — *GENITALIUM MULIEBRIVM*, (240, 242), 124, 128, 130
 — — — *VIRILIUM*, (240, 244), 120, 122
 — — *INTESTINORVM*, (238, 244), 98, 100
 — — *IRIDIS* (240), 44
 — — *ITINERIS VRINÆ VIRILIS*, (242, 244), 118
 — — *JECINORIS* (238), 104
 — — *LABRORVM*, (240), 80
 — — *LARYNGIS*, (238), 72
 — — *LENTIS CAPSVLEQVE*, (244), 46
 — — *MEDVLLÆ IN SPINA*, (236, 242), 33
 — — *NASI* (236-240), 56
 — — *NERVORVM APPARATUS*, (236, 242, 244), 34, 36
 — — *OCVLI*, (236, 242, 244), 44-50
 — — *ESOPHAGI*, (238), 94
 — — *OSSIUM* (236, 242), 152
 — — *OVARI* (240), 124
 — — *PALPEBRARVM*, (236), 50
 — — *PERICARDII*, (238), 56
 — — *PVLMONIS*, (238, 244), 76
 — — *RENUM*, (240, 242), 112

DEF

- DEFORMITATES INGENITÆ RESPIRANDI APPARATUS, (238, 244), 72-76
 — — SANGUINIS APPARATUS, (238, 242, 244), 56-60, 64
 — — SCROTI, (242), 120
 — — SENSUUM SINGULARIUM APPARATUS, (236), 44-56
 — — SPINÆ, (242), 156
 — — TESTICULI, (240, 244), 122
 — — TRACHEÆ ET BRONCHIORUM, (238), 74
 — — URINÆ APPARATUS, (240-244), 112, 114, 118
 — — UTERI (240, 242), 128
 — — VAGINÆ, (240, 242), 130
 — — VALVARUM CORDIS, (238, 242), 58
 — — VESICÆ, (242, 244), 114
 — — VULVÆ, (240), 130
 Deformities, Reparative operations for, 229
 Deformity, Amputation for, Operation, 223
 — from ankylosis of joint, 153
 — of spine, Angular, 157
 — of spine, from malformation, 157
 DEGENERATIO, (30)
 — ADIPOSA ET CALCAREA, idem valent, *Atheroma*, *Conversio in calcem*, (30)
 — ADIPOSA ET CALCAREA ARTERIARUM, 60
 — — — ARTERIARUM CEREBRI, 34
 — — — VALVARUM CORDIS, 58
 — ADIPOSA CORDIS, 60
 — — MUSCULORUM, 156
 — CALCAREA, (30)
 — CARTILAGINIS ET SUMMORUM OSSIUM ARTICULARIUM, 154
 — FIBROSA, (30)
 — — CORDIS, 60
 — IN PULPAM MEMBRANÆ SYNOVIALIS, 152
 — TUBERCULOSA CAPSULARUM SUPRARENALIUM, (70), 24
 Degeneration, (31)
 — of cartilage, and of the articular surfaces of bones, 155
 — Fatty and Calcareous, (31)
 Degeneration, Fatty and Calcareous, of arteries, 61

DEN

- Degeneration, Fatty and Calcareous, of the cerebral arteries, 35
 — — — valves of the heart, 59
 — Fatty, of the heart, 61
 — of muscles, 157
 — Fibroid, (31)
 — of the heart, 61
 — Pulpy, of the synovial membrane, 153
 — Tubercular, of the suprarenal capsules, (71), 15
 DELIRIUM ALCOHOLICUM (40), 180
 Delirium tremens, (41), 181
 Delivery, Sudden death after, 147
 — — — from embolism, 147
 — — — — entrance of air into the veins from separation of the placenta, 147
 — — — — impaction of coaguli in the heart and pulmonary artery, 147
 — — — — shock or nervous exhaustion, 147
 — — — — thrombosis, 147
 — — — — embolism, 147
 Demodex folliculorum, Parasite, (234), 169
 Dementia, Definition, 41
 — Acute, 41
 — Chronic, 41
 Dengue, Definition, 5
 DENGUIS, 4
 Dental periosteum, Calcification of, 85
 — — Chronic thickening of, 85
 — — Diseases of, 85
 — — and alveoli, Fracture of, 89
 — — Granulation or polypus of, 85
 — — Hæmorrhage from, 89
 — — Inflammation of, 85
 — — Mechanical injuries of, 89
 — — Mercurial inflammation of, (177), 85
 — — Phosphoric inflammation of, (179) 87
 — — Polypus of, 85
 — — Rheumatic inflammation of, 85
 Dental pulp, Diseases of, 83
 — — Gangrene of, 83
 — — Inflammation of, 83
 — — Irritation of, 83
 — — Ulceration of, 83

EXPLANATIONS.—The names for common use are printed in **Egyptian type**, Latin names proper in **ROMAN SMALL CAPITALS**, and Synonyms, which are not to be employed in the registration of diseases, in *Italics*. The figures refer to the page where the disease is to be met with; the figures without brackets indicating where the disease should be registered; and the figures within brackets where the disease is entered for the sake of classification only, and not for registration.

DEN

- Dental tissue, Abnormal development of, 87
 — — Absorption of, 83
 — — Caries of, 83
 — — Diseases of, 83
 — — Exostosis of, 83
 — — Necrosis of, 83
 Dentigerous cyst, (23)
 — — of the ovary, 125
 Dentine, Abnormal development of the, 87
 DENTITIO, 82
 — INORDINATA, 86
 Dentition, Irregular, 87
 Deposit, Fibrinous, (29)
 — — of the kidney, 111
 — — — spleen, 107
 — Fibroid, of the liver, 105
 — Gouty, and other deposits of the auricle, 51
 — Scrofulous, within the eyeball, (49), 25
 — Syphilitic, of the liver, (105), 15
 — — of muscles, (157), 15
 — — of the lung, (77), 15
 Deposits, Various morbid, of the vitreous body, 47
 DEPOSITA EX PODAGRA ET ALIIS MORBIS IN AURICULA, 50
 — — — — SYPHILIDE IN JECINORE, (104), 14
 — — — — MUSCULIS, (156), 14
 — — — — PULMONE, (76), 14
 — FIBROSA IN JECINORE, 104
 — FIBRINOSA, (28)
 — — IN LIENE, 106
 — — — RENIBUS, 111
 — MORBIDA VARIA IN CORPORE VITREO, 46
 Depressed nipple, 147
 DEPRESSIO LENTIS, Opus chirurgicum, 216
 Depression of the lens, Operation, 217
 DERMATAGRA, 164
 Dermoid cyst, see Cutaneous or piliferous C., (23)
 — — of the ovary, see Cutaneous C. of, 125
 DESCENSUS CALCULI PER URETERES, 112
 DETRACTIO CALCULORUM, Opus Chir., 222
 — — EX VESICA, 224
 — — — — DILATATIO URINÆ ITINERIS FEMINEI, 224
 — — FELLEORUM, 222
 — — SALIVOSORUM, 222
 — CARTILAGINUM LIBERARUM, 222
 — CORPORA ADVENTITIORUM, 222
 — GLANDIUM PLUMBÆARUM, 222

DIL

- DETRACTIO LENTIS, Opus chirurgicum, 216
 — RELIQUIARUM FÆTUS, 226
 — RERUM PENITUS CONDITARUM VEL INHÆRENTIUM, 222
 — TUMORUM, 222
 — — OCULO CIRCUMJACIENTIUM, 216
 Development, Abnormal, of the alveoli, 89
 — — — cementum, 89
 — — — dental tissue, 89
 — — — dentine, 89
 — — — enamel, 89
 DEVORANDI DIFFICULTAS, 94
 Diabetes, (113), 27
Diabetes mellitus, see Diabetes, (113), 27
 Diaphragm, Fissure of, Malformation, 241
 Diaphragmatic hernia, Malformation, (245), 99
 Diarrhœa, 101
 — from pregnancy, 137
 — Choleraic, (101), 7
 DIARRHŒA CHOLERICA, (100), 6
 DIDUCTIO EPIPHYSIUM IN MEMBRIS INFERIORIBUS, 208
 — — IN MEMBRIS SUPERIORIBUS, 204
 Diffuse inflammation (of cellular tissue), Definition, Notes, 9
 — periostitis, 151
 Diffused aneurism, Explanation, 63
Diffused exostosis, see Diffused osseous tumour of bone, (21), 153
 Diffused osseous tumour of bone, (21) 153
 — palmar ganglion, 161
 Digestive System, Diseases of, 81
 — — Disorders of, from pregnancy, 135
 Digitalin, Poison, 183
 DIGITALINUM, Venenum, 182
 Digitalis, Poison, 183
 DIGITI COHÆRENTES, Deformitas ingenua, 242
 Dilaceration of teeth, 89
 DILATATIO, (30)
 — ARTERIARUM, 62
 — CORDIS, 58
 — INTESTINORUM, 98
 — PHARYNGIS, 92
 — PROMPTA STRICTURÆ, Opus chirurgicum, 226
 — SIMPLEX OSTIORUM CORDIS, 58
 — TRACHÆ ET BRONCHIORUM, 74
 — VENTRICULI, 96
 Dilatation, (31)
 — of arteries, 63
 — of the bronchi, 75

DIL

- Dilatation of the heart, 59
 — — — of the left side of the, 59
 — — — — right side of the, 59
 — — — — valvular orifices of the, 59
 — — intestines, 99
 — — pharynx, 93
 — — stomach, 97
 — — trachea and bronchi, 75
 Dimensions, Alteration of, (31)
 Diphtheria, Definition, (71, 91), 9
 Diphtheritic paralysis, (39, 159), 9
 Direct inguinal hernia, 99
 DIRUPTA EX PARTE ARTERIA, 62
 DIRUPTIO ARTERIÆ, 62
 — — — EX IPSIUS VITIO, 62
 — — — MORBO EXTRANE0, 62
 — CORDIS, 60
 — CORDIS VEL PULMONIS CITRA VULNUS AUT
 FRACTURAM, 198
 — LIENIS, (108), 200
 — MUSCULORUM, (158), 212
 — TENDINUM, (158), 212
 — VENARUM, (67), 192-208
 — VEL LACERATIO PERINÆI IN PARTURIENTIBUS,
 142
 — — — UTERI IN PARTURIENTIBUS, 142
 — — — VAGINÆ IN PARTURIENTIBUS, 142
 — — — VESICÆ IN PARTURIENTIBUS, 142
 Discharge, Watery, from the uterus during
 pregnancy, 137
Discrete Small-pox, see *Distinct Small-pox*, 3
 Disease, Addison's, 71
 — Amputation for, Operation, 223
Disease, Amyloid, see *Lardaceous D.*, (31)
 Disease, Bright's, Definition, 111
 — — Acute, 111
 — — Chronic, 111
 — of the coronary arteries, 60
 — — lachrymal gland, Operation for, 215
 — Lardaceous (for subdivision, see *Lar-*
daceous D.), (31)
 — of the mastoid cells, 53
 — — mucous membrane of tympanum, 53
 — — ossicles of the tympanum, 53

DIS

- Disease, Organic, of the ear, 55
Disease, Waxy, see *Lardaceous D.*, (31)
 Diseased meat, Poison, 185
 DISEASES, GENERAL, A. 3
 DISEASES, GENERAL, B. 11
 DISEASES, LOCAL, 29
 Diseases of the Absorbent System, 67
 — — Alveoli, 85
 — — Anus, 101
 — — Antrum, 83
 — — Arteries, 61
 — — Auricle, 51
 — — Bladder, 113
 — — Blood Vessels, Note, 61
 — — Bones, 151
 — — Brain and its membranes, 33
 — — Breast, Female, 147
 — — Broad ligament, 127
 — — Bronchi, 73
 — — Bronchial Glands, (69), 79
 — — Cellular tissue, 161
 — — cerebral arteries, 35
 — — Choroid, 47
 — — Circulatory System, 57
 — — Conjunctiva, 43
 — — coronary arteries, 61
 — — Cord, Spermatic, 121
 — — — Spinal, 35
 — — Cornea, 45
 — — Cutaneous System, 163
 — — Dental periosteum, 85
 — — Dental pulp, 83
 — — Dental tissue, 83
 — — Digestive System, 81
 — — Ductless Glands, 69
 — — Ear, 51
 — — Ear, Internal, Note, 55
 — — Endocardium, 57
 — — Eustachian tube, 53
 — — Eye, 43
 — — Eyelids, 49
 — — External meatus, 53
 — — Fallopian tube, 127
 — — Fauces, 91

EXPLANATIONS.—The names for common use are printed in **Egyptian type**, Latin names proper in **ROMAN SMALL CAPITALS**, and Synonyms, which are not to be employed in the registration of diseases, in *Italics*. The figures refer to the page where the disease is to be met with; the figures without brackets indicating where the disease should be registered; and the figures within brackets where the disease is entered for the sake of classification only, and not for registration.

DIS

- Diseases of the Female breast, 147
- Female Organs of Generation, 125
- Gall bladder, 107
- Generative System, 121
- Generation, Female Organs of, 125
- Male Organs of, 121
- Gums, 83, 85
- Heart, 57
- Heart, of the Muscular Structure, 59
- of the valves, 57
- Hepatic ducts, 107
- Hernial sac, 101
- Intestines, 97
- Iris, 45
- Jaws, 83
- Joints, 153
- Kidney, 111
- Lacrymal apparatus, 49
- glands, 49
- Larynx, 71
- Lens and its Capsule, 47
- Lips, 81
- Liver, 105
- Locomotion, of the Organs of, 151
- of the Lung, 75
- Male Mamilla, 151
- Male Organs of Generation, 121
- Male urethra, 119
- Mediastinum, 79
- Membrana tympani, 53
- Mesenteric glands, 109
- Mouth, 81
- Muscles, 157
- Muscular System, 157
- muscular system, of appendages, 161
- Nerves, 37
- Nervous System, 33
- Nose, 55
- Nostrils, 71
- within the Orbits, 51
- of the Œsophagus, 95
- Organs of Locomotion, 151
- Ovary, 125
- Palate, 91
- Pancreas, 107
- Penis, 121
- Pericardium, 57
- Peritoneum, 109
- Pharynx, 93
- Pleura, 77
- Prostate gland, 117

DIS

- Diseases of the Rectum and Anus, 10
- Respiratory System, 71
- not strictly local, 71
- Retina, 47
- Salivary glands, 95
- Sclerotic, 45
- Scrotum, 121
- Spleen, 107
- Spermatic cord, 121
- Spinal cord and its Membranes, 35
- Spine, 155
- Stomach, 95
- Suprarenal capsules, 71
- Skin, 163
- Parasitic, 173
- Teeth, Gums, and Alveoli, 83
- Tendons, 159
- Testicle, 123
- Thymus gland, (79), 71
- Thyroid gland, 69
- Tongue, 89
- Trachea and bronchi, 73
- Tunica vaginalis, 123
- Tympanum, 53
- Ossicles of the, 53
- Tympani, Membrana, 53
- Urethra, Male, 119
- Urinary System, 111
- Uterus, 127
- Vagina, 129
- Veins, 65
- Vitreous body, 47
- Vulva, 131
- Diseases, Functional, (31)
- of Female Organs of Generation, 133
- of the Nervous System, 39
- Specific, of the dental periosteum, gums, or alveoli, 85
- Dislocation of acromio-clavicular joint, 207
- astragalus, 211
- clavicle, 207
- elbow, 207
- Fallopian tube, 127
- fibula, of the head, 211
- foot, 211
- globe of the eye, 195
- hip, 211
- hyoid bone, 197
- jaw, 193
- knee, 211
- lens, with contusion of the eye, 195

DIS

- Dislocation of the lower extremity, Note, 211
 — — metatarsus and phalanges, 211
 — — os calcis, 211
 — — ovary, 125
 — — patella, 211
 — — phalangeal joints of the hand, 207
 — — shoulder, 207
 — — spine, Note, 201
 — — sternoclavicular joint, 207
 — — tarsal bones, 211
 — — teeth, 89
 — — thumb, 207
 — — upper extremity, Note, 207
 — — wrist and carpus, 207
 Dislocations, Reduction of, Operation, 219
 Disorders of the Circulatory System from pregnancy, 135
 — — Digestive System from pregnancy, 135
 — — Generative System from pregnancy, 135
 — — Intellect, 41
 — — Nervous System from pregnancy, 133
 — — Respiratory System from pregnancy, 135
 — — Urinary System from pregnancy, 137
 Disorganization, total, of the eye, from injury, (195), 45
 Displacement of articular cartilage, 155
 Displacements and distortions of uterus, 129
 — of the uterus during pregnancy, 137
Dissecting Aneurism, see Partial rupture of artery, 63
 Distended rectum as an obstacle to parturition, 139
 Distention of the bladder, 115
 DISTENTIO VESICÆ, 114
 Distinct Small-pox, 3
 Distoma crassum, Parasite, (233), 101
 — heterophyes, Parasite, (233), 101
 — lanceolatum, Parasite, (233), 107, 101
 — ophthalmobium, Parasite, (233), 47
 Distortions of the Uterus, 129
 Diuresis, 113
 DOLOR FAUCIUM, 90

DYS

- DOLOR MAMMARUM, 148
 DOLORES ET SPASMI NOTHI IN GRAVIDIS, 136
 Double foetus, Malformation, 245
 — harelip, (241), 81
 — kidney, Malformation, (243), 113
 — quartan ague, 7
 — tertian ague, 7
 — uterus, Malformation, (243), 129
 — vagina, Malformation, (243), 131
Dracunculus Medinensis, see *Filaria Medinensis*, Parasite, (232), 161, 173
 Dropsy, (29)
Dropsy, Acute renal, see *Acute Bright's disease*, 111
 Dropsy of the Fallopian tube, 127
 — General, Definition, 27
 — of hernial sac, 101
 — of joints, 153
 — of the ovary, Encysted, 125
 — of the pericardium, 57
 Drowned persons, Resuscitation of, Operation, 231
 Drowning, Asphyxia from, 189
 Ductless Glands, Diseases of, 69
 Ductus arteriosus pervius, Malformation, (239), 65
 Ductus arteriosus prematurely closed, Malformation, (239), 65
 DUCTUS ARTERIOSUS A PARTU PERVIUS, Deformitas ingenua, (238), 64
 — — PRÆMATURE CLAUSUS, Deformitas ingenua, (238), 64
 — JECINORIS IMPERVII, Deformitas ingenua, (240), 106
 — THORACIS OBSTRUCTUS, 66
 — VITELLINUS PATENS, Deformitas ingenua, 240
 Dumbness, or deaf-dumbness, (245), 55
 Dura Mater, Inflammation of, Note, 33
 DURITIES EX INFLAMMATIONE IN RECENS NATIS, 160
 DYSENTERIA, 96
 Dysentery, 97
 Dysmenorrhœa, 133
 Dyspepsia, 97

EXPLANATIONS.—The names for common use are printed in Egyptian type, Latin names proper in ROMAN SMALL CAPITALS, and Synonyms, which are not to be employed in the registration of diseases, in *Italics*. The figures refer to the page where the disease is to be met with; the figures without brackets indicating where the disease should be registered; and the figures within brackets where the disease is entered for the sake of classification only, and not for registration.

DYS

- Dysphagia, 95
 Dyspnoea from pregnancy, 135
 Dysuria from pregnancy, 137
- Ear, Diseases of, 51
 — External, absent, pinna adherent, Malformation, (237), 53
 — Foreign bodies in, 193
 — Internal, Cancer of, 55
 — — imperfect, Malformation, (237), 55
 — — Malformations of, (237), 55
 — — Organic disease of, 55
 — Meatus externus, closed, Malformation, (237), 53
- Echinococcus hominis, Parasite, (233), 35, 51, 77, 105, 109, 113, 125, 149, 153, 161
- Eclampsia, see Puerperal convulsions, 145
- Ecthyma, 169
- Ectopia of brain, Malformation, (245), 35
 — — heart, Malformation, (245), 61
 — — intestines, Malformation, (245), 99, 101
 — — lungs, Malformation, (245), 77
- Ectozoa, 234
- Ectropium, 49
 — Operation for, 215
- Eczema, 167
 — of the labia, (131), 167
- ECZEMA LABIORUM, (130), 166
- Effluvia, Noxious, Poisons, 185
- Elaterium, Poison, 179
- Elbow, Dislocations of, 207
- Elephantiasis Arabum, 171
- Elephantiasis Græcorum, see True leprosy, (171), 23
- Elephantiasis of the scrotum, 121
- ELEPHANTIASIS SCROTI, 120
- Elephas, see Elephantiasis Arabum, 171
- Elongated uvula, 93
- Elongation of the cervix of the uterus, 129
- Embolism of arteries, 63
 — — cerebral arteries, 35
 — as a cause of sudden death after delivery, 147
- EMBOLUS ARTERIARUM, 62
 — ARTERIARUM CEREBRI, 34
- Emphysema of the cellular tissue, 161
- Emphysema (of the lung), 77
 — — Interlobular, 77
 — — Vesicular, 77
- EMPHYSEMA MEMBRANÆ CELLULOSÆ, 160

EPI

- Enamel, Abnormal development of, 89
- Encephaloid, Hard, see Medullary cancer, 17
- Encephalitis, Definition, Note, 33
- Enchondroma, see Cartilaginous tumour, (21)
 — of bone, see Cartilaginous tumour of, 153
 — of the female breast, see Cartilaginous tumour of, 149
- Encysted dropsy of the ovary, 125
- Endocarditis, Note, 57
- Endocardium, Diseases of, 57
- Enlarged bursa patellæ and enlargement of other bursæ, 161
- Enlarged lobe of the prostate gland, see Non-malignant tumour of, 117
- Enlarged tonsils, 91
- Enlargement, Simple, of the liver, 105
 — of the bronchial glands, (69), 79
 — — mesenteric glands, 109
- ENTEROCELE RECTI, 130
- Enteric fever, Definition, Note, 5
- Enteritis, 95
- Entophyta, Parasites, 234
- Entozoa, Parasites, 234
- Entropium, 49
 — Operation for, 215
- Ephelis, 169
- Ephmera, Puerperal, Definition, (143), 11
- EPHEMERA PUERPERARUM, (142), 10
- Ephidrosis, 173
- Epicanthis, 49
- Epidemic cerebro-spinal meningitis, see Cerebro-spinal fever, (33), 5
- Epididymis, Abscess of, Gonorrhœal, 119
- Epididymitis, 123
 — Gonorrhœal, 119
- Epigastric hernia, 99
- Epiglottis, Inflammation of, 71
 — Ulceration of, 71
- EPILEPSIA, 38
- Epilepsy, 39
- Epileptic vertigo, 39
- Epiphyses, Separation of, of the lower extremity, 209
 — — — upper extremity, 207
- Epiphyta, Parasites, 234
- Epispadic fissure of the urethra, Malformation, (243), 119
- Epistaxis, 55
- Epithelial Cancer, Definition, (for local subdivision, see Cancer, Epithelial), 17
- Epithelioma, see Epithelial cancer, 17

EQU

- EQUINIA, (186), 8
 Equinia mitis, Definition, (187), 9
 Erectile tumour of muscle, 159
 Ergot of rye, Poison, 181
 ERGOTA, Venenum, 180
 Ergotism, (27), 181
 ERGOTISMUS, (26), 180
 Erysipelas, Definition, (163), 9
Erysipelas, Cellulo-cutaneous, see Phlegmonous erysipelas, 9
Erysipelas, Cutaneous, see Simple E., 9
 Erysipelas, Phlegmonous, (161), 9
 Erysipelas, Simple, (163), 9
 Erythema, 163
 Ether-vapour, Poison, (185), 181
 Eustachian tube, Obstruction of, 53
 Eustrongylus gigas, Parasite, (234), 101, 113
 EVULSIO FRAGMENTORUM CALCULORUM EX VESICA, Opus chirurgicum, 224
 Exanthematous ophthalmia, 43
 Excess of fat on the heart, 59
Excessive menstruation, see Menorrhagia, 133
 EXCISIO CAPSULÆ OPACÆ, Opus chirurgicum, 216
 — CORPORUM ADVENTITIORUM EX OCULO, Opus chirurgicum, 216
 — OCULI, Opus chirurgicum, 216
 Excision of bones, Note, Operation, 221
 — — — from the head, 221
 — — — from the lower extremities, 221
 — — — from the trunk, 221
 — — — from the upper extremities, 221
 — of the eyeball, 217
 — — joints, 219
 EXHALATIONES NOXIÆ, VENENA, 184
 — PUTRIDÆ ET PESTILENTES, VENENA, 184
 Exhalations, Noxious, Poisons, 185
 Exhaustion of muscle, 159
 EXINANITIO VIRIUM, 158
 Exophthalmic bronchocele, Definition, (51), 69
Exostosis, see Osseous tumour of bone, (21), 153
 Exostosis of alveoli, 85
 — of dental tissue, 83

EXT

- Exostosis of external meatus, see Osseous tumour of, 53*
Exostosis diffusa, vide TUMOR OSSEUS DIFFUSUS, (20), 152
Exostosis diffused, see Diffused osseous tumour, (21), 153
 Exposure to cold, 189
 — Infant, 189
 EXSECTIO OVARII, Opus chirurgicum, 226
 Extension of stiff and deformed joints, Operation, 219
 External meatus, Abscess of, 53
 — — Accumulation of wax in, 53
 — — congenitally closed, Malform., (237), 53
 — — Diseases of, 53
External meatus, Exostosis of, see Osseous tumour of, 53
 External meatus, Foreign bodies in, (53), 193
 — — Inflammation of, 53
 — — Malformations of, (237), 53
External meatus, Molluscous tumour of, see Sebaceous tumour of, 53
 External meatus, Osseous tumour of, 53
 — — Polypus of, 53
 — — Sebaceous tumour of, 53
 Extra-uterine gestation, 139
 Extraction of foreign bodies from the eye, Operation, 217
 — — fragments of calculi, Operation, 225
 — of the lens, Operation, 217
 — — opaque capsule, Operation, 217
 Extravasation of blood, (29)
 — Pulmonary, 77
 — of urine, 119
 Extremities, Lower, absent, Malformation, 237
 — — conjoined (Syreniform foetus), Malformation, 243
 — — Contusion of, 209
 — — Dislocations of, Note, 211
 — — Excision of bones from, 221
 — — False joint of, 211
 — — Foreign bodies embedded in, 209
 — — Fractures of, 209

EXPLANATIONS.—The names for common use are printed in **Egyptian type**, Latin names proper in **ROMAN SMALL CAPITALS**, and Synonyms, which are not to be employed in the registration of diseases, in *Italics*. The figures refer to the page where the disease is to be met with; the figures without brackets indicating where the disease should be registered; and the figures within brackets where the disease is entered for the sake of classification only, and not for registration.

EXT

- Extremities, Lower, Fractures of, ununited, Note, 211
 — — Injuries of, 209
 — — — of the vessels of the, 209
 — — Separation of epiphyses of the, 209
 — — Sprain of, Note, 209
 — — Wound of, 209
 — — — of joint of the, 209
 Extremities, Upper and lower, absent, Malformation, 237
 Extremities, Upper, Contusion of, 205
 — — Dislocations of, Note, 205
 — — Excision of bones from, 221
 — — False joint of, 207
 — — Foreign bodies embedded in, 205
 — — Fracture of, 205
 — — — Greenstick, of, 205
 — — — Ununited, of, Note, 207
 — — Injuries of, 205
 — — — of the vessels of the, 205
 — — Separation of epiphyses of the, 205
 — — Sprain of, Note, 205
 — — Wound of, 205
 — — — of joint of the, 205
 Extremity, One lower, absent, Malform., 237
 Extroversion of the posterior wall of the bladder, Malformation, (245), 115
 EXULCERATIO CARTILAGINIS, 152
 — EPIGLOTTIDIS, 70
 — GLANDULÆ PROSTATÆ, 116
 — INTESTINORUM, 96
 — LIGAMENTORUM ET CARTILAGINUM SPINÆ, 154
 — MEMBRANÆ PITUITOSÆ, 54
 — ŒSOPHAGI, 94
 — RECTI INTESTINI ET ANI, 100
 — VESICÆ, 112
 Eye, Burns and scalds of, 195
 — Cancer of, (49), 19
 — Chemical injuries of the eyelids and, 195
 — Contusion of, 193
 — — — with dislocation of the lens, 195
 — — — with hæmorrhage into globe, 195
 — — — with rupture of the sclerotic, 193
 — Diseases of, 43
 — Foreign bodies in, 195
 — General affections of, 47
 — Injuries of, 193
 — Malformations of (237, 243), 49
 — Operations on, 215
 — Parasitic disease of, 43, 45, 47, 51

FAL

- Eye, Removal of tumours near, 217
 — Total disorganisation of, from injury, (195), 49
 — Wounds of, 195
 Eyeball, Excision of, Operation, 217
 — Extraction of foreign bodies from, 217
 — Operations on, 215
 — Protrusion of, 51
 — Scrofulous deposit within, (49), 25
Eye-lashes, Loss of, see Madarosis, 51
 Eye-lids, Cancer of, (51), 19
 — Chemical injuries of, and eye, 195
 — cicatrices of, Operation for, 227
 — Cyst of, 51
 — Diseases of, 49
 — incomplete, Malformation, (237), 51
 — Inflammation of, 49
 — Malformations of (237) 51
 — Operations on, 215
 — Phthiriasis of (51) 175
 — remaining united, Malformation, (237), 51
 — Wounds of, 195
 Eye, globe of the, Dislocation of the, 195
 — — Hæmorrhage into, from contusion, 195
 — — Puncture of, Operation, 217
Eye, globe of the, Ruptured, see Contusion of the eye, with rupture of the sclerotic, 193
 Eyes absent or imperfect, Malformation, (237), 49
 FABA CALABARICA, Venenum, 182
 Face, Contusion of, 193
 — Foreign bodies in soft parts of the, 193
 — Fracture of the bones of the, 193
 — Hypertrophy of the bones of the, 83
 — Injuries of, 193
 — Injuries of the vessels of the, 193
 — Wounds of, 193
 Facial neuralgia, 39
 — paralysis, 38
 Fæcal abscess, 97
 — fistula, 99
Fainting fit, see Syncope, (39), 61
 Fallopian tube, Abscess of, 127
 — — Cancer of, (127), 19
 — — Cyst of, 127
 — — Diseases of, 127
 — — Dislocation of, 125
 — — Dropsy of, 127
 — — Hernia of, 127

FAL

- Fallopian tube, Occlusion of**, 127
 — — **Stricture of**, 127
 — — **Tubercle of**, (127), 25
FALSA COLORUM COGNITIO, 48
FAMES, 188
Farcy, Definition, (187), 9
FARCIMINUM, 8
Fasciola hepatica, Parasite, (233), 105
Fat, Excess of, on the heart, 59
Fatty kidney, 111
 — **liver**, 105
 — **degeneration**, (31)
 — — **of arteries**, 61
 — — — **cerebral arteries**, 35
 — — — **heart**, 61
 — — — **muscles**, 157
 — — — **valves of the heart**, 59
Fatty tumour, Definition, (21)
 — — **of the breast**, 149
 — — — **conjunctiva**, 43
 — — — **skin**, 171
Fauces and palate, Cancer of, (93), 19
 — — — **Diphtheria affecting**, (91), 8
 — — — **Diseases of**, 91
 — — — **Fibro-cellular tumour of**, 93
 — — — **Fibro-cystic tumour of**, 93
 — — — **Non-malignant tumours of**, 93
 — — — **Stricture of**, 93
 — — — **Syphilitic affection of**, (93), 15
 — — — **Malformations of**, (241), 93
FAUCES ULCEROSÆ, 90
Faulty perception of colour, 49
Favus, see Tinea favosa, 173
Febres pestiferæ singularum regionum, vide
 F. RECIDIVA, 6
Febriola, Definition, 5
FEBRIS CEREBROSPINALIS, (32), 4
 — **CONTINUA SIMPLEX**, 4
 — **ENTERICA**, 4
 — **FLAVA**, 6
Febris infantium remittens, vide **F. ENTERICA**, 4
FEBRIS INTERMITTENS, 6
 — **LACTANTIUM**, 142
 — **PUERPERARUM**, (142), 10

FEV

- Febris purpurea pestifera*, vide **F. CEREBRO-SPINALIS**, (32), 4
FEBRIS RECIDIVA, 4
 — **REMITTENS**, 6
Febris rheumatica, v. **RHEUMATISMUS ACUTUS**, 10
FEBRIS RUBRA, 2
Febris Typhodes, vide **F. ENTERICA**, 4
Female Breast, Diseases of (for their sub-division, see **Breast, Female**), 147
Female organs of Generation, Affections of, connected with parturition, 139
 — — — — **consequent on parturition**, 143
 — — — **Diseases of, in the unimpregnated state**, 125
 — — — **Disorders of, connected with pregnancy**, 137
 — — — **Functional diseases of the**, 133
 — — — **Malformations of**, (241), 125, 129, 131
Female organs, Internal, Wound of, 203
 — **perineum and vulva, Wound of**, 203
Femoral hernia, 101
Femoris, Cervix, Fracture of, 209
 — — **Intracapsular fracture of**, 209
Femur, Fracture of, 209
FERRI SCOBS, Venenum, 186
FERRUM, Venenum, 178
Fever, Cerebro-spinal, Definition, (33), 5
 — **Enteric, Definition**, 5
Fever, Infantile remittent, see **Enteric F.**, Definition, 5
 — **Intermittent**, see **Ague**, 7
 — **Malignant purpuric**, see **Cerebro-spinal F.**, (33), 5
Fever, Milk, 143
 — **Puerperal, Definition**, (143), 11
 — **Relapsing, Definition**, 5
 — **Remittent, Definition**, 7
Fever, Rheumatic, see **Acute rheumatism**, 11
Fever, Scarlet, Note, 3
 — — **Anginose, Definition**, 3
 — — **Malignant, Definition**, 5
 — — **Simple, Definition**, 3
 — **Simple continued, Definition**, 5
 — **Typhus, Definition**, 5

EXPLANATIONS.—The names for common use are printed in **Egyptian type**, Latin names proper in **ROMAN SMALL CAPITALS**, and Synonyms, which are not to be employed in the registration of diseases, in *Italics*. The figures refer to the page where the disease is to be met with; the figures without brackets indicating where the disease should be registered; and the figures within brackets where the disease is entered for the sake of classification only, and not for registration.

FEV

- Fever, Typhoid*, see **Enteric F.**, 5
Fever, Yellow, Definition, 7
Fevers, Malignant local, see **Remittent F.**, Note, 7
FIBRINA DEPOSITA, (28)
Fibrinous calculus of bladder, 115
 — concretions in the cavities of the heart, Note, 59
 — — in the veins, 65
 — deposit, (29)
 — — of the kidney, 111
 — — — spleen, 107
Fibro-calcareous tumour, Definition, (19)
Fibro-cartilaginous tumour (21)
Fibro-cellular tumour, (19)
 — — of the fauces, 93
 — — — palate, 93
 — — — skin, 171
Fibro-cystic tumour, Definition, (19)
 — — of bones, 153
 — — — fauces, 93
 — — — palate, 93
Fibro-fatty tumour, Definition, (19)
Fibro-muscular tumour, Definition, (19)
Fibro-nucleated tumour, Definition, (19)
Fibro-plastic tumour, Definition, (21)
 — — of the breast, female, 149
Fibroid degeneration, (31)
 — — of the heart, 61
 — deposit of the liver, 105
 — thickening of the valves of the heart, 59
Fibrous tumour, Definition, (19)
 — — of the antrum, 83
 — — — bladder, 115
 — — — brain, 35
 — — — breast, female, 149
 — — — bones, 153
 — — — ovary, 125
 — — — uterus, 129
Fibula, Dislocation of the head of the, 211
 — Fracture of the, 209
Filaria lentis, see **Filaria oculi**, Parasite, (232), 45, 47
Filaria Medinensis, Parasite, (232), 161, 173
Filaria oculi, Parasite, (232), 45, 47
Fingers, Amputation of, Operation, 221
Fingers or toes conjoined, Malformation, 243
Fingers and toes deficient in number, Malformation, 237
Fingers and toes supernumerary, Malformation, 243

FIS

- Fish**, Poisonous, 185
Fissures, 171
FISSURA ABDOMINIS, Deformitas ingenua, 242
 — CALVARIÆ, 242
 — COMMISSURÆ PECTINIS, 242
 — EPISPADICA ITINERIS URINÆ, (242), 118
 — FACIÆ, 240
 — HYPOSPADICA ITINERIS URINÆ, (242), 118
 — IRIDIS, (240), 44
 — LABII, (240), 80
 — MEDULLÆ IN SPINA, (242), 36
 — MEMBRANÆ PRIORIS VESICÆ, (242), 114
 — NASI, (240), 56
 — OSSIS PECTORALIS, 240
 — PALATI, (240), 92
 — SCROTI, (242), 120
 — SEPTI TRANSVERSI, 240
 — VERTEBRARUM IN SPINA (SPINA BIFIDA), (242), 37
FISSURÆ, 170
 — LABIORUM, 80
Fissure of the abdominal walls, Malformation, 243
 — — anus, 103
 — — — operation for, 227
 — — bladder, Malformation, (243), 115
 — — diaphragm, Malformation, 241
 — — face, Malformation, 241
 — — iris, Malformation, (241), 45
 — — lip, Malformation, (241), 81
 — — — Single hare-lip, Malformation, (241), 81
 — — — Double hare-lip, Malformation, (241), 81
 — — nose, Malformation, (241), 57
 — — palate, Malformation, (241), 93
 — — — hard, Malformation, (241), 93
 — — — soft, Malformation, (241), 93
 — — pubic symphysis, Malformation, 243
 — — scrotum, Malformation, (243), 121
 — — skull, Malformation, 243
 — — spinal column (Spina bifida), Malformation, (243, 157), 37
 — — spinal cord, Malformation, (243), 37
 — — sternum, Malformation, 241
 — — urethra, Epispadic, Malform., (243), 119
 — — — Hypospadic, Malformation, (243), 119
Fistula, Abdominal, from injury, and artificial anus, 203
 — — Operation for, 227
 — — in ano, 103

FIS

- Fistula, Abdominal, Operation for, 227
 — Biliary, 107
 — Fæcal, 99
 — Gastric, 97
 — of intestines, 99
 — Lacrymal, 49
 — — Operation for, 215
 — Lymphatic, 67
 — Recto-urethral, (103), 119
 — — Operation for, 227
 — Recto-vaginal, (103, 145), 131
 — — Operation for, 229
 — Recto-vesical, (103), 115
 — Salivary, 95
 — Urinary, 119
 — Vaginal, 131
 — Utero-vesical, (115, 145), 127
 — — Operation for, 229
 — Vesico-intestinal, (99), 115
 — Vesico-vaginal, (115, 145), 131
 — — Operation for, 229
 FISTULA, BILIOSA, 106
 — INTESTINORUM, 98
 — IN VAGINA, 130
 — IN VENTRE EX INJURIA ANUSQUE NOTHUS, 202
 — LYMPHALIS, 66
 — MAMMÆ FEMINÆ, 146
 — RECTUM INTER ET ITER URINÆ, (102), 118
 — — — ET VAGINAM, (102, 144), 130
 — — — ET VESICAM, (102), 114
 — SALIVOSA, 94
 — STERCOROSA, 98
 — URINALIS, 118
 — UTERUM INTER ET VESICAM, (114, 144), 126
 — VENTRICULI, 96
 — VESICAM INTER ET INTESTINA, (98), 114
 — — ET VAGINAM, (114, 144), 130
Flat-foot, see *Talipes equino-valgus*, 159
 Fluid cataract, 47
 Fluid tumours, Paracentesis of, Operation, 231
 Fœtal remains in the testicle, Malformation, (245), 123
 Fœtal remains, Removal of, Operation, 227

FOR

- Fœtus, constituting a tumour, Malformation, 245
 — contained within another fœtus, Malformation, 245
 — Double, Malformation, 245
 Fœtus, Syreniform, Malformation, 243
 FÆTUS ALIO IN FÆTU INCLUSUS, Deformitas ingenua, 244
 FÆTUS DUPLEX, Deformitas ingenua, 244
 FÆTUS EXTRA UTERUM GESTATUS, Deformitas ingenua, 136
 FÆTUS SYRENIFORMIS, Deformitas ingenua, 242
 — TUMOREM REPRESENTANS, Deformitas ingenua, 244
 Fool's parsley, Poison, 183
 Foot, Amputation across, Operation, 221
 — Dislocations of, 211
Foot, Flat-, see *Talipes equino-valgus*, 159
 Foot, Fracture of the bones of the, 209
 FORAMEN AURIS CLAUSUM, Deformitas ingenua, (236), 52
 — OCCLUSUM TUBI FALLOPIANI, 126
 — — VULVÆ, 130
 FORAMEN OVALE A PARTU PATENS, Deformitas ingenua, (238), 60
 — — PRÆMATURE CLAUSUM, Deformitas ingenua, (238), 60
 Foramen ovale, persistent, Malformation, (239), 61
 — — prematurely closed, Malformation, (239), 61
 Forearm, Amputation of, 221
 — Fracture of, 207
 Foreign body, (31)
 Foreign bodies, of the absorbent system, and concretions, (67), 213
 — — in the air passages, (73, 75, 77), 197
 — — — antrum, (83), 193
 — — — bladder, (205), 115
 — — — bronchi, (75), 197
 — — — cellular tissue, (161), 213
 — — — cornea or conjunctiva, 195
 — — — ear, 193
 — — — upper extremity, embedded, 205

EXPLANATIONS.—The names for common use are printed in **Egyptian type**, Latin names proper in **ROMAN SMALL CAPITALS**, and Synonyms, which are not to be employed in the registration of diseases, in *Italics*. The figures refer to the page where the disease is to be met with; the figures without brackets indicating where the disease should be registered; and the figures within brackets where the disease is entered for the sake of classification only, and not for registration.

FOR

Foreign bodies in external meatus, (53), 193
 — — — eye, 195
 — — — face, soft parts of the, 193
 — — — intestines, and concretions, (101),
 203

— — — larynx, (73), 197
 — — — lower extremity, embedded, 209
 — — — lung, (77), 197
 — — — nose, (57), 193
 — — — œsophagus, (95), 197
 — — — peritoneal cavity, 203
 — — — pharynx, (93), 197
 — — — rectum, (103), 205
 — — — stomach, (97), 203
 — — — upper extremity, embedded, 205
 — — — urethra, (205), 118
 — — — vagina, 205

Foreign bodies, Removal of, by operation, 223

Foreign substances in the cellular tissue,
 (161), 213

FRACTUM ET LOCO MOTUM OS COXARUM, 204

— — — — RUPTA VESICA VEL URINÆ ITINERE,
 204

FRACTURA BASIS CALVARIÆ, 190

— BRACHII, 206

— CARPI, METACARPI, PHALANGIUM, 206

— CALVARIÆ SUPERIORIS, 190

— CARTILAGINUM LARYNGIS, 196

— CERVICIS FEMORIS, 208

— — — INTRA CAPSULAM, 208

— COSTARUM, ILLÆSO PULMONE, 198

— — — LÆSO PULMONE, 198

— CRURIS, UTRIUSQUE OSSIS, 208

— FEMORIS, 208

— HUMERI, 206

— JUGULI, 206

— MAXILLÆ INFERIORIS, 192

— MEMBRORUM INFERIORUM, 208

— — — NON COIENS, SIVE ARTICULUS NOTHUS,
 208

— — — SUPERIORUM, 204

— — — NON COIENS, SIVE ARTICULUS NOTHUS,
 204

— — — SURCULARIA, SIVE FLEXURA OSSIS, 204

— OSSIS HYOIDIS, 196

— — — PECTORALIS, 198

— — — SCAPULARUM, 206

— OSSIUM FACIÆ, 192

— — — PEDIS, 208

— — — PATELLÆ, 208

— — — PROCESSUS FEMORIS MAJORIS, 208

FRA

FRACTURA SPONTE ORTA PROCESSUS ODONTOÏDIS,
 154

— — — OSSIUM, 150

— SURÆ, 208

— TIBIÆ, 208

Fracture of the alveoli, 89

— — — carpus, metacarpus, and phalanges,
 207

— — — cartilages of the larynx, 197

— — — cervix femoris, 209

— — — — Intracapsular, 209

— — — clavicle, 207

— — — facial bones, 193

— — — femur, 209

— — — fibula, 209

— — — foot, of the bones, 209

— — — forearm, 207

— — — humerus, 207

— — — hyoid bone, 197

— — — leg, both bones, 209

— — — lower jaw, 193

— — — metacarpus, 207

— — — patella, 209

— — — pelvis, and dislocation, 205

— — — — with rupture of the bladder
 and urethra, 205

— — — of the phalanges of the hand, 207

— — — ribs and costal cartilages, with injury
 to the lungs, 199

— — — — — without injury to the
 lungs, 199

— — — scapula, 207

— — — skull, of the base, 191

— — — — Compound, with depression, 191

— — — — — without depression, 191

— — — — Simple, with depression, 191

— — — — — without depression, 191

— — — skull, of the vault, 191

— — — spine, Note, 201

— Spontaneous, 151

— — — of the odontoid process, 155

— — — of the sternum, 199

— — — teeth, 89

— — — tibia, 209

— — — trochanter major, 209

Fractures of the lower extremity, 209

— — — — ununited (false joint), 209

— — — — upper extremity, 205

— — — — Greenstick, 205

— — — — ununited (false joint), 207

Frambæsia, 173

FRE

- Freckles*, see *Lentigo* and *Ephelis*, 169
Friction of teeth, 89
FRIGUS, 188
Frost-bite, 171
FULMINIS ICTUS, 188
Functional deafness, 55
Functional diseases, (31)
 — of the Female organs of generation, 133
 — — — nervous system, 39
Fungus hæmatodes, see *Medullary cancer*, Definition, 17
Fungus testis, see *Protrusion of tubuli*, 123
 — Operation for, 229
Fungi, Parasitic, 235
 — Poisonous, 185
FUNGI VENENATI, 184
FURUNCULUS, 170
FURUNCULUS DELHINUS, 172
Fusible calculus, 115
Fusiform aneurism, 63
- Gadfly, Larva of the**, (234), 101
Galactorrhœa, 147
Gall-bladder absent, Malformation, (239), 107
Gall-bladder and hepatic ducts, Cancer of, (107), 19
 — — — Diseases of, 107
 — — — Inflammation of, 107
 — — — Injuries of, (107), 203
 — — — Malformations of, (239, 241), 107
 — — — Obstruction of, 107
 — — — Parasitic disease of, 107
 — — — Perforation of, 107
 — — — Ulcer of, 107
Gallstones, 107
 — Passage of, through the duct, 107
Ganglion, 161
 — Diffused palmar, 161
GANGLION PALMARE DIFFUSUM, 160
GANGRÆNA, (28)
 — COLIS, 120
 — CUTIS, 170
 — MUSCULORUM, 156
 — NOSOCOMIORUM, 8

GEN

- GANGRÆNA ORIS**, (170), 80
 — PULMONUM, 74
 — VULVÆ, 130
Gangrene, (29)
 — of the dental pulp, 83
 — Hospital, 9
 — of the lung, 75
 — — muscles, 157
 — — penis, 121
 — — skin, 171
 — — vulva, 131
Gangrenous stomatitis, see *Cancrum oris*, 171, 81
Gaseous poisons, 185
 — — Asphyxia from, (189), 185
Gastric fistula, 97
Gastritis, 95
 — from irritant poison (to be returned under the heading of the poison causing the attack) (95), 177-181
Gastrodynia, 97
GASTROTOMIA, Opus chirurgicum, 224
Gastrotomy, Operation, 225
Gelatinous cyst, (23)
 — polypus of the nose, 55
GENERAL DISEASES (A), 3
GENERAL DISEASES (B), 11
General dropsy, Definition, 27
 — Injuries, 189
General paralysis, see *Paralysis of the insane*, (37), 41
Generation, Female organs of, Affections of, connected with parturition, 139
 — — — consequent on parturition, 143
 — — — Diseases of, in the unimpregnated state, 125
 — — — Disorders of, connected with pregnancy, 137
 — — — Functional diseases of the, 133
 — — — Malformations of, (241), 125, 129, 131
 — Male organs of, Diseases of, 121
 — — — Malformations of, (241), 121, 123
Generative System, Diseases of, 121

EXPLANATIONS.—The names for common use are printed in **Egyptian type**, Latin names proper in **ROMAN SMALL CAPITALS**, and Synonyms, which are not to be employed in the registration of diseases, in *Italics*. The figures refer to the page where the disease is to be met with; the figures without brackets indicating where the disease should be registered; and the figures within brackets where the disease is entered for the sake of classification only, and not for registration.

GEN

- GENUA ARCUATA, 154
 — INTRORSUM FLEXA, 154
 Gestation, Extra-uterine, 139
 GINGIVA CÆRULEA, (86), 176
 Gland, Prostate, Diseases of (for their subdivision, see Prostate gland), 117
 — Thymus, Diseases of (for their subdivision, see Thymus Gland), 71
 — Thyroid, Diseases of (for their subdivision, see Thyroid Gland), 69
 Glanders, Definition, (187), 9
 Glands, Atrophy of, 67
 — Cancer of, (69), 19
 — Chronic enlargement of, 67
 — Hypertrophy of, 67
 — Inflammation of, 67
 — Scrofulous diseases of, (69), 25
 — Suppuration of, 67
 — Syphilitic inflammation of, (69), 15
 Glands, Bronchial, Abscess of, (69), 79
 — — Cancer of, (69, 79), 19
 — — Diseases of, (69), 79
 — — Enlargement of, (69), 79
 — — Inflammation of, (69), 79
 — — Non-malignant tumours of, (69), 79
 — — Tubercle of, (69, 79), 25
 Glands, Ductless, Diseases of, 69
 Glands, Mesenteric, Abscess of, 109
 — — Cancer of, (109), 19
 — — Diseases of, 109
 — — Enlargement of, 109
 — — Inflammation of, 109
 — — Non-malignant tumours of, 109
 — — Tubercle of, (109), 25
 Glands, Salivary, Diseases of, 95
 Glandular tumour, (21)
 Glass, Pounded, Poison, 187
 Glaucoma, 47
 Gleet, 119
 Globe of the eye, Dislocation of, 195
 — — — Hæmorrhage into, from contusion, 195
 — — — Puncture of, Operation, 217
Globe of the eye, Ruptured, see Contusion of the eye, with rupture of the sclerotic, 193
 Glossitis, 89
 Glottis, Œdema of, 73
 — Paralysis of, 73
 — Spasm of, 73
Glottis, Spasm of, as a synonym of Laryngismus stridulus, (73), 39

GUM

- Goitre, Definition, 69
 Gonorrhœa and its complications, 117
 — in the Female, (131), 117
 — — Male, (121), 117
 — of the penis, (121), 117
 — — vagina, (131), 117
 GONORRHŒA FŒMINARUM, (130), 116
 — MARIUM, (120), 116
 — MUCOSA, 118
 Gonorrhœal bubo, 117
 — inflammation (29)
 — iritis, (119), 45
 — ophthalmia, (119), 43
Gonorrhœal orchitis, see Epididymitis, 119
 Gonorrhœal rheumatism, Defin., (119, 153), 11
 Gout, Acute, Definition, 13
 — Chronic, Definition, 13
Gout, Retrocedent, see Gout, Acute and Chronic, Note, 13
 Gouty and other deposits in the auricle, 51
 — inflammation, (29)
Gouty kidney, see Granular Kidney, 111
 Gouty synovitis, Note, (155), 13
 Grain, Poisonous, 185
 GRANA VENENATA, 184
 Granular inflammation of the uterus, 127
 — kidney, 111
 — tubercle of the brain, (35), 25
 Granulation of the dental periosteum, 85
 GRAVEDO, 70
Grease, see Equinia mitis, (187), 9
Green sickness, see Chlorosis, (133), 27
 Greenstick fracture of upper extremity, 205
 Grinders' asthma, 77
 Guinea worm, Parasite, (232), 161, 173
 Gum-boil, 85
 Gums, Atrophy of, 85
 — Blue, from lead, (87), 177
 — Cancer of, (85), 19
 — Diseases of, 85
 — Hypertrophy of, 85
 — Induration of (in infancy), 85
 — Inflammation of, 85
 — — Mercurial, (177), 85
 — — Phosphoric, (179), 87
 — Non-malignant tumours of, 85
 — Polypus of, 85
 — Scurvy of, (87), 27
 — Specific diseases affecting, 85
 — Tumour, Cartilaginous, of, 85
 — — Vascular, of, 85

GUM

- Gums, Ulceration of, 85
 Gunshot wound of the neck, 197
 — wounds, 191-209
- HABITUS STRUMOSUS, 24
 Hæmatemesis, 97
 Hæmatocele, 123
 — periuterine or pelvic, (161), 127
 HÆMATOCELE CIRCUMUTERINA SIVE PELVICA,
 (160), 126
 Hæmatoma auris, 51
 Hæmaturia renalis, 113
 — vesicalis, 115
 Hæmoptysis, 25, 77
 Hæmorrhage, (29)
 — into the cellular tissue, 161
Hæmorrhage, Cerebral, see Apoplexy, 33
 Hæmorrhage, into the globe of the eye, with
 contusion, 195
 — Intestinal, 99
 — Operations for, 219
 — into the ovary, 125
 — during parturition, 141
 — post partum, 143
 — during pregnancy, 137
 — from the rectum, 103
 — — uterus, 133
 — Spinal, 37
 Hæmorrhagia, (28)
 HÆMORRHAGIA E RECTO INTESTINO, 102
 — GRAVIDARUM, 136
 — INTESTINALIS, 98
 — MEMBRANÆ CELLULOSÆ, 160
 — OVARII, 124
 — PARTURIENTIIUM, 140
 — PUERPERARUM, 142
 — PULMONALIS, 76
 — SPINALIS, 36
 Hæmorrhagic Cyst, (23)
 — Small pox, 3
 HÆMORRHOIDES, 102
 Hæmorrhoids, External, 103
 — Internal, 103
 — from pregnancy, 135

HEA

- Hand, Amputation of the, Operation, 221
 — — of parts of the, 221
 — — of the, at the wrist joint, 221
 — Club-, 159
 Hands and feet articulated to scapulæ and
 pelvis, Malformation, 237
 Hanging, Asphyxia from, 189
Hard Cancer, see Scirrhus, 17
 Hard Cataract, 47
 — Chancre, 13
Hard Encephaloid, see Medullary Cancer,
 17
Hard palate, Fissure of, see Cleft palate,
 (241), 91
 Hare-lip, (241), 81
 — Operation for, 229
 Harvest-bug, Irritation caused by, 175
 Hay asthma, 71
 Head, absent or rudimentary, Malformation,
 237
 — Excision of bone from, Operation, 221
 — — — by trephining, 221
 Heart, Abscess of, Note, 59
 — — Pyæmic, Note, (59), 11
 — absent, Malformation, (239), 61
 — Aortic aperture of, obstructed or imper-
 fect, Malformation, (239), 59
 — Aneurism of, 61
 — — — Acute, Note, 61
 — Atrophy of, 59
 — Cancer of, (61), 19
 — Cavities of, deficient in number, Malforma-
 tion, (239), 61
 — — — Supernumerary, Malformation, (243),
 61
 — Dilatation of, 59
 — Diseases of, 57
 — — — muscular structure of the, 59
 — Ectopia of, Malformation, (245), 61
 — Excess of fat on, 59
 — Fatty degeneration of, 61
 — Fibrinous concretions in the cavities of
 the, Note, 59
 — Fibroid degeneration of, 61

EXPLANATIONS.—The names for common use are printed in Egyptian type, Latin names proper in ROMAN SMALL CAPITALS, and Synonyms, which are not to be employed in the registration of diseases, in *Italics*. The figures refer to the page where the disease is to be met with; the figures without brackets indicating where the disease should be registered; and the figures within brackets where the disease is entered for the sake of classification only, and not for registration.

HEA

- Heart, Hernia or Ectopia of, Malformation, (245), 61
- Hypertrophy of, 59
 - Injuries of, (61), 199
 - Irregularity of the action of the, 61
 - Left auriculo-ventricular aperture of, obstructed, Malformation, (239), 59
 - Malformations of, (239, 243, 245), 59, 61
 - Palpitation of, 61
 - Parasitic disease of, 61
 - Pulmonic aperture of, obstructed, Malformation, (239), 59
 - Right auriculo-ventricular aperture of, obstructed, Malformation, (239), 59
 - Rupture of, Note, 61
 - Rupture of, from injury without wound or fracture, (61), 199
 - Septa of, incomplete, Malformation, (239), 61
 - septum, Auricular, incomplete, (239), 61
 - — Ventricular, incomplete, (239), 61
 - Valve-disease of, 57
 - Valves of, imperfect, Malformation, (239), 59
 - — — Malformations of the, (239, 243), 59
 - — — supernumerary, Malformation, (243), 59
 - Wound of, 199
- Heartburn from pregnancy, 135
- Hellebore, Black, Poison, 181
- White, Poison, 181
- HELLEBORUS NIGER, Venenum, 180
- Hemeralopia, 49
- Hemicrania, see Brow Ague, (7), 41
- Hemiplegia, 37
- Hemlock, Poison, 181
- Hemlock dropwort, Poison, 183
- Water-, Poison, 183
- Hemp, Indian, Poison, 181
- Henbane, Poison, 181
- Hepatic ducts and gall bladder, Cancer of, (107), 19
- — — Diseases of, 107
 - — — Inflammation of, 107
 - — — Injuries of, (107), 203
 - — — Malformations of, (239, 241), 107
 - — — Obstruction of, 107
 - — — Parasitic disease of, 107
 - — — Perforation of, 107
 - — — Ulcer of, 107
- Hepatitis, 105

HER

- Hereditary Syphilis, Definition, 15
- Hernia, Abdominal, see H. or ectopia of the intestine through the abdominal walls, Malformation, (245), 99, 101
- Hernia of the bladder, 115
- (or ectopia) of brain, Malformation, (245), 35
 - cerebri (from injury), 191
- Hernia, Diaphragmatic, see Hernia or ectopia of the intestines through the diaphragm, Malformation, (245), 99
- Hernia, Epigastric, 99
- of the Fallopian tube, 127
 - Femoral, 101
 - (or ectopia) of the heart, (245), 61
 - Incisions for (for their subdivision, see Incisions for Hernia), 225
 - Inflamed, 99
 - Inguinal, 99
 - — Congenital (245), 99
 - — Direct, 99
 - — Incomplete, 99
 - — Oblique, 99
 - — Scrotal, 99
 - of the intestines, 99
 - (or ectopia) of the intestines, Malformation, (245), 99, 101
 - — — — through the diaphragm, Malformation, (245), 99
 - — — — through the abdominal walls, Malformation, (245), 99
 - — — — through the umbilicus, Malformation, (245), 99
 - Irreducible, 99
 - Ischiatic, 101
 - (or ectopia) of lungs, Malform., (245), 77
 - Lumbar, 99
 - Obstructed, 99
 - Obturator, 101
 - Operations for, 225
 - of the ovary, 125
 - Perineal, 101
 - Pudendal 101
 - Reducible, 99
 - of the stomach, 97
 - Strangulated, 99
 - Umbilical, 99
 - Umbilical, see Hernia or ectopia of intestines through the umbilicus, Malformation (245), 99
 - of the uterus, 129
 - vaginal, 101

HER

Hernia of the vagina, 131— — — **Cystocele, 131**— — — **Rectocele, 131**— **Ventral, 99***Hernia Abdominalis*, v. *H. INTESTINORUM PER ABDOMEN*, Deformitas ingenua, (244), 98*HERNIA DIAPHRAGMATICA*, Deformitas ingenua, (244), 98— *EPIGASTRICA*, 98— *FEMORALIS*, 100— *INFLAMMATA*, 98— *INGUINALIS*, 98— — *IMPERFECTA*, 98— — *INGENITA*, (244), 98— — *OBLIQUA*, 98— — *RECTA*, 98— — *SCROTALIS*, 98— *INTESTINORUM*, 98— *ISCHIADICA*, 100— *LUMBARIS*, 98— *OBSTRUCTA*, 98— *OBTURATORIA*, 100— *OVARI*, 124— *PERINEALIS*, 100— *PUDENDALIS*, 100— *REPONENDI PATIENS*, 98— — *NON PATIENS*, 98— *STRANGULATA*, 98— *TUBI FALLOPIANI*, 126— *UMBILICARIS*, 98*Hernia umbilicaris*, vide *H. INTESTINORUM PER UMBILICUM*, Deformitas ingenua, (244), 98*HERNIA UTERI*, 128— *UTERI IN GRAVIDIS*, 136— *VAGINÆ*, 130— *VAGINALIS*, 100— *VENTRICULI*, 96— *VENTRALIS*, 98— *VESICÆ*, 114*HERNIA SIVE ECTOPIA CEREBRI*, Deformitas ingenua, (244), 34— — — *CORDIS*, (244), 61— — — *INTESTINORUM*, (244), 98, 100— — — — *PER ABDOMEN*, (244), 98

HYD

HERNIA SIVE ECTOPIA INTESTINORUM PER SEPTUM TRANSVERSUM, (244), 98— — — — *UMBILICUM*, (244), 98— — — *PULMONUM*, (244), 76*Hernial sac*, Closure of, with fibrinous effusion, 101— — *Diseases of*, 101— — *Dropsy of*, 101— — *Inflammation of*, 101— — *Laceration of*, 101— — *Moveable bodies in*, 101— — *Suppuration of*, 101*Herpes*, Note, 167*Herpes preputialis*, (117), 167*HERPES PRÆPUTII*, (116), 166*Hexathyridium venarum*, Parasite, (233), 67— *pinguicola*, Parasite, (233), 125*Hip*, Amputation of, Operation, 221— *Dislocation of*, 211*Hooping cough*, (71), 9*Hordeolum*, 49*Hospital gangrene*, 9*Housemaid's knee*, see *Enlarged bursa patellæ*, 161*Humerus*, fracture of, 207*Hydatids of the Tænia*, see *Cysticercus* and *Echinococcus*, Parasites, (233)*HYDRARGYRUS*, Venenum, 176*Hydrocele*, 123— *Congenital*, 123— *Encysted*, 123— *Infantile*, 123— *of the cord*, 121— — — *Diffused*, 123— — — *Encysted*, 123— *Paracentesis of*, Operation, 231*HYDROCELE FUNICULI SEMINALIS*, 120*Hydrocephalus*, *Acute*, see *Tubercular meningitis*, (33), 25*Hydrocephalus*, *Chronic*, 33*HYDROCEPHALUS LONGUS*, 32*Hydrochloric acid*, Poison, 179*Hydrogen*, *Sulphuretted*, Poison, 185*HYDROGENII SULPHURETUM*, Venenum, 184

EXPLANATIONS.—The names for common use are printed in **Egyptian type**, Latin names proper in **ROMAN SMALL CAPITALS**, and Synonyms, which are not to be employed in the registration of diseases, in *Italics*. The figures refer to the page where the disease is to be met with; the figures without brackets indicating where the disease should be registered; and the figures within brackets where the disease is entered for the sake of classification only, and not for registration.

HYD

- Hydronephrosis, Definition, 111
 Hydrophobia, (187), 39
 Hydrophthalmia, 47
 HYDROPS, (28)
 — ARTICULORUM, 152
 — CYSTICUS OVARII, 124
 — PERICARDII, 56
 — RENUM, 110
 — TUBI FALLOPIANI, 126
 — VELAMENTORUM HERNIARUM, 100
 Hydrorrhœa of the uterus, 127
 — — — from pregnancy, 137
 HYDRORRHŒA UTERI, 126
 Hydrothorax, Definition, 79
 Hymen, Imperforate, 131
 Hyoid bone, Dislocation of, 197
 — — Fracture of, 197
 Hyoscyamus, Poison, 181
 Hyperæsthæsia, (173), 41
 — of the female breast, 149
 HYPERÆSTHÆSIA MAMMÆ FEMINEÆ, 148
 HYPERTROPHIA, (30)
 HYPERTROPHIA CEREBRI, 32
 — CORDIS, 58
 — CUTIS, 170
 — GLANDULARUM, 66
 — GLANDULÆ THYMI, 70
 — LABRORUM STRUMOSA, (80), 24
 — LIENIS, 106
 — LINGUÆ, 90
 — MAMMÆ FEMINEÆ, 146
 — MAMMILLÆ VIRILIS, 150
 — MEMBRANÆ PITUITOSÆ, 54
 — NASI, 54
 — OSSIUM, 150
 — — FACIÆ, 82
 — OVARII, 124
 — RENUM, 112
 — UTERI, 128
 — VESICÆ, 114
 — VULVÆ, 130
 Hypertrophy, (31)
 Hypertrophy of bones, 151
 — — bones of the face, 83
 — — bladder, 115
 — — brain, 33
 — — breast, female, 147
 — — glands, 67
 — — gums, 85
 — — heart, 59
 — — — left side of the, 59

INC

- Hypertrophy of the, heart, right side of, 59
 — — kidney, 113
 — — lips, scrofulous, (81), 25
 — — male mamilla, 151
 — — nose, 55
 — — ovary, 125
 — — pituitary membrane, 55
 — — skin, 171
 — — spleen, 107
 — — thymus gland, 71
 — — tongue, 91
 — — uterus, 129
 — — vulva, 131
 Hypochondriasis, Definition, 41
 — from pregnancy, 135
 Hypospadiac fissure of the urethra, Malformation, (243), 115
 Hysteralgia during pregnancy, 137
 Hysteria, 39
Hysteritis during pregnancy, see Metritis, 137
 Humerus, Fracture of, 207

Icterus, see Jaundice, 105
 Ichthyosis, 169
 Idiotcy, (245), 41
 Iliac and pelvic abscesses following parturition, 145
 IMBECILLITAS, 176
 Imbecility, 41
 Impacted calculus in the male urethra, 119
 Impaired vision, 47
 Imperforate hymen, 131
 Impetigo, 167
 Impotence, 125
 IMPEDIMENTA CORPORA PARTUI OBSTANTIA, 138
 IMPERFECTA EXPLICATIO PULMONIS, 76
 Incision for anal fissure, Operation, 227
 — for fistula in ano, Operation, 227
 — — hernia, Operation, 225
 — — — for radical cure, 227
 — — — — strangulation, 225
 — — — — with opening sac, 227
 — — — — without opening sac, 227
 — of joints, Operation, 219
 — — sphincter ani, Operation, 227
 — for stricture of the rectum, Operation, 227
 — — ulcer of the rectum, Operation, 227
 Incisions, Operations, 225
 Incomplete inguinal hernia, 99
 Incontinence of urine, 117

INC

- INCONTINENTIA URINÆ, 116
 Indian hemp, Poison, 181
 — tobacco, Poison, 183
 Indurated bubo, Syphilitic, 13
 Induration of the gums in infancy, 85
 Infant exposure, 189
 INFANTIA LINGUÆ VEL MUTORUM SURDITAS,
 Deformitas ingenua, (244), 54
 Infantile convulsions, 39
 — inguinal hernia, 99
 — paralysis, (159), 37
Infantile remittent fever, see *Enteric fever*, 5
 INFANTUM EXPOSITIO, 188
 Inflamed hernia, 99
 INFLAMMATIO, (28)
 INFLAMMATIO CÆCI INTESTINI, 96
 — CEREBRI, 32
 — COLIS, 120
 — CONJUNCTIVÆ, 42
 — DIFFUSA MEMBRANÆ CELLULOSÆ, 8
 — DUCTUUM JECINORIS ET VESICULÆ FELLIS, 106
 — DURÆ MATRIS, 32
 — EPIGLOTTIDIS, 70
 — EXULCERANS, (28)
 — FORAMINIS AURIS, 52
 — GLANDULÆ PROSTATÆ, 116
 — — THYROIDIS, 68
 — GLANDULARUM, 66
 — — BRONCHIALIUM, (68), 78
 — — MESENTERII, 108
 — — SALIVOSARUM, 94
 — GONORRHOÏCA, (28)
 — ITINERIS URINÆ VIRILIS, 118
 — LABIORUM, 130
 — LIGAMENTI LATI, 126
 — MAMMÆ FEMINÆ, 146
 — MAMMARUM IN PUERPERIS, (144), 146
 — MAMMILLÆ VIRILIS, 150
 — MEDULLÆ IN SPINA, 34
 — MEMBRANÆ CELLULOSÆ, 160
 — — TYMPANI, 52
 — MUSCULORUM, 156
 — NERVORUM, 36
 — OVARII, (118), 124

INF

- INFLAMMATIO PALPEBRARUM, 48
 — PLÆ MATRIS, 32
 — PLASTICA, (28)
 — PODAGRICA, (28)
 — PYÆMICA, (28)
 — — ET ABSCESSUS JECINORIS, 104
 — — — LIENIS, 106
 — — — PULMONUM, 74
 — RETINÆ, 46
 — RHEUMATICA, (28)
 — STRUMOSA, (28) 25
 — SUPPURANS, (28)
 — SYPHILITICA, (28), 14
 — — GLANDULARUM, (68), 14
 — TENDINUM, 158
 — TONSILLARUM, 90
 — TUNICÆ VAGINALIS, 122
 — UTERI, 126
 — — GRANULOSA, 126
 — VAGINÆ, 128
 — VASORUM LYMPHIFERORUM, 66
 — VELAMENTORUM HERNIARUM, 100
 — VENTRICULI, 94
 — — EX VENENIS IRRITANTIBUS, (94), 176-186
Inflammation, Arrangement of the varieties
 of, (29)
 — of the alveoli, 85
 — — arachnoid, 33
 — — brain, Note, 33
 — — breast, female, 147
 — — — conseq. on parturition, (145), 147
 — — broad ligament, 127
 — — bronchial glands, (69), 79
 — — cellular tissue, 161
 — — dental periosteum, 85
 — — — Rheumatic, 85
 — — dental pulp, 83
 — Diffuse (of the cellular tissue), 9
 — of the dura mater, Note, 33
 — — epiglottis, 71
 — — external meatus, 53
 — — eyelids, 49
 — — gall-bladder, 107
 — — glands, 67

EXPLANATIONS.—The names for common use are printed in **Egyptian type**, Latin names proper in **ROMAN SMALL CAPITALS**, and Synonyms, which are not to be employed in the registration of diseases, in *Italics*. The figures refer to the page where the disease is to be met with; the figures without brackets indicating where the disease should be registered; and the figures within brackets where the disease is entered for the sake of classification only, and not for registration.

INF

- Inflammation of glands, Syphilitic, (69), 15
 — Gonorrhœal, (29)
 — Gouty, (29)
 — Granular, of the cervix of the uterus, 127
 — of the gums, 85
 — — hepatic ducts, 107
 — — hernial sac, 101
 — — labia, 131
 — — liver, Pyæmic, 105
 — — lungs, Pyæmic, 75
 — — lymphatics, 67
 — — male mamilla, 151
 — — membrana tympani, 53
 — Mercurial, of dental periosteum, (177), 85
 — of the mesenteric glands, 109
 — — muscles, 157
 — — nerves, 37
 — — ovary, (119), 125
 — — penis, 121
 — — pia mater and arachnoid, 33
 — Phosphoric, and necrosis of the alveoli, (179), 87
 — Plastic, (29)
 — of the prostate gland, 117
 — Pyæmic, (29), 11
 — — of the liver, (105), 11
 — — — lungs, (75), 11
 — — — spleen, (107), 11
 — Rheumatic, (29)
 — — of the dental periosteum, 85
 — of the salivary glands, 95
 — Scrofulous, (29), 25
 — of the spinal cord, Note, 35
 — — spleen, Pyæmic, (107), 11
 — Suppurative, (29)
 — Syphilitic, (29), 13
 — — of the glands, (69), 15
 — of the tendons, 159
 — — thyroid gland, 69
 — — tunica vaginalis, 123
 — Ulcerative, (29)
 — of the uterus, 127
 — — Granular, of the cervix, 127
 — — vagina, 129
 Inflammatory induration in the newly born, 161
 Influenza, (71), 9
 INGUEN GONORRHOÏCUM, 116
 — SYPHILITICUM INDURATUM, (68), 12
 — — SUPPURANS, (68), 14
 Inguinal hernia, 99

INJ

- Ingrown toe-nail, 173
 Injection, Subcutaneous, Poison, 187
 INJURIA, (30)
 — MULTIPLEX, 188
 INJURIAE, 188
 INJURIA A TERGO, 200
 — CHEMICÆ PALPEBRIS ET OCULO ILLATÆ, 194
 — EXEDENTIUM IN PHARYNGE ET ŒSOPHAGO, 196
 — IN ARTERIIS, (64), 192-208
 — — AURICULA, (52), 192
 — — CAPITÆ, 190
 — — CERVICIS, 196
 — — COLE, (120), 202
 — — CORDE, (60), 198
 — — CORPORE UNIVERSO, 188
 — — DUCTIBUS JECINORIS ET VESICULA FELLIS, (106), 200
 — — FACIÆ, 192
 — — INTESTINIS, (100), 200
 — — ITINERE URINÆ VIRILI (118), 202, 204
 — — JECINORE, (104), 200
 — — LARYNGE, (72), 188, 196
 — — MEDULLA SPINÆ SINE COGNITA FRACTURA, 200
 — — MEMBRANA TYMPANI, (52), 192
 — — MEMBRIS INFERIORIBUS, 208
 — — — SUPERIORIBUS, 204
 — NERVIS CEREBRI ILLATÆ, 192
 — IN OCULO, 192
 — — ORGANIS ABSORBENTIBUS, 212
 — — PELVI, 202
 — — PERICARDIO, (56), 198
 — — PERITONÆO, (108), 200
 — — PLEURA, (78), 198
 — — PHARYNGE, (92); ET ŒSOPHAGO (94), 19
 — — PULMONE, (76), 198
 — — RECTO INTESTINO ET ANO, (102), 202
 — — RENIBUS, (112), 200
 — — TESTICULO, (122), 202
 — — THORACE, 198
 — — VENIS, (66), 192-208
 — — VENTRE, 200
 — — VENTRICULO, (96), 200
 — — VESICA, (114), 202
 — NON IN CLASSES DISTRIBUTÆ, 212
 — SINGULARES, 190
 — IN UTERO, 202
 — UTERO GRAVIDO ILLATÆ, 204
 — VASIS ILLATÆ IN CAPITÆ, 192
 — — — — CERVICIS, 196

INJ

- INJURIAE VASIS ILLATÆ IN FACIE, 192
 — — — — MEMBRIS INFERIORIBUS, 208
 — — — — MEMBRIS SUPERIORIBUS, 204
 — — — — PELVI, 204
 — — — — THORACE, 198
 — — — — VENTRE, 202
 — VASIS LYMPHIFERIS ILLATÆ, (68), 212
INJURIES, 189
 Injuries of the abdomen, 201
 — — absorbent system, 213
 — — anus, (103), 203
 — — arteries, (65), 193-209
 — — alveoli, **Mechanical**, (Note, 192), 89
 — — auricle, (53), 193
 — — back, 201
 — — bladder, (115), 203
 — — cerebral nerves, 193
 — Chemical, of the eyelids and eye, 195
 — of the chest, 199
 — — dental periosteum, **Mechanical**, 89
 — — ear, (53), 193
 — — eye, 193
 — — face, 193
 — — gall-bladder, (107), 201
 — — head, 191
 — — heart, (61), 199
 — — hepatic ducts, (107), 201
 — General, 189
 — of the intestines, (101), 201
 — — kidney, (113), 201
 — — larynx, (73), 189, 197
 — — liver, (105), 201
 — Local, General note, 191
 — of the lower extremities, 209
 — — lung, (77), 199
 — — lymphatics, (69), 213
 — — membrana tympani, (53), 193
 — — neck, 197
 — not classified, 213
 — of the parts within the orbit, 195
 — — pelvis, 203
 — — penis, (121), 203
 — — pericardium, (57), 199
 — — peritoneum, (109), 201

INT

- Injuries of the pharynx and œsophagus by
 corrosive substances, (93, 95), 197
 — — pleura, (79), 199
 — — pregnant uterus, 205
 — — rectum, (103), 203
 — — spinal cord, 201
 — — stomach, (97), 201
 — — teeth, **Mechanical**, Note, (192), 89
 — — testicle, (123), 203
 — — upper extremities, 205
 — — urethra, male, (119), 203, 205
 — — uterus, 203
 — — — pregnant, 205
 — — veins, (67), 193-209
 — — vessels, (65, 67), 193-209
 — — — of the abdomen, 203
 — — — chest, 199
 — — — face, 193
 — — — head, 193
 — — — lower extremity, 209
 — — — neck, 197
 — — — pelvis, 205
 — — — upper extremity, 205
 Injury, (31)
 — Multiple, 189
 — Total disorganisation of the eye from,
 (195), 49
 INOPIA LACTIS, 146
 — VIRILITATIS, 124
 Insane, Paralysis of the, (37), 41
 Insanity, see Disorders of the intellect, 41
 INSIPIENTIA (INGENITA), 40
 Intellect, Disorders of the, 41
 Intermittent fever, see Ague, 7
 Internal ear, Cancer of (55), 19
 — — Diseases of, 55
 — — imperfect, Malformation, (237), 55
 — — Malformations of, (237), 55
 — — Organic disease of, 55
 Internal strangulation, 99
 — urethrotomy, Operation, 227
 Intertrigo, 163
 INTESTINA IMPERVIA VEL DEFICIENTIA, Deformi-
 tas ingenita, (238), 100

EXPLANATIONS.—The names for common use are printed in **Egyptian type**, Latin names proper in **ROMAN SMALL CAPITALS**, and Synonyms, which are not to be employed in the registration of diseases, in *Italics*. The figures refer to the page where the disease is to be met with; the figures without brackets indicating where the disease should be registered; and the figures within brackets where the disease is entered for the sake of classification only, and not for registration.

INT

- INTESTINA PERFORATA, 96
 — IN SE SUSCEPTA, 98
 Intestinal cramp, from pregnancy, 135
Intestinal worms, see *Parasitic disease of intestines*, (232-3), 99
 Intestines, Abscess in the subperitoneal tissue of the, 97
 — Cancer of, (101), 25
 — Colloid of, (101), 25
 — Concretions in, (101), 203
 — Dilatation of, 99
 — Diseases of, 97
 — Ectopia of, Malformation, (245), 99, 101
 — Fistula of, 99
 — Foreign bodies in, (101), 203
 — Hæmorrhage of, 99
 — Hernia of (for subdivision, see *Hernia*), 99
 — Hernia or Ectopia of, Malformation, (245), 99, 101
 — Internal strangulation of, 99
 — — mesenteric, 99
 — — mesocolic, 99
 — Intussusception of, 99
 — Injuries of, (101), 201
 — impervious, Malformation, (239), 101
 — Malformations of, (239, 245), 99, 101
 — Non-malignant tumours of, 101
 — Obstruction of, 99
 — Paralysis of, 101
 — Parasitic disease of, 101
 — Perforation of, 97
 — Polypus of, 101
 — strangulation of, Internal, 99
 — Stricture of, 99
 — Ulceration of, 97
 Intussusception (of intestine), 99
 Inversion of the bladder, 115
 — — uterus, 129
 Iodine, Poison, 179
 IODIUM, Venenum, 178
 IRIDECTOMIA, Opus Chirurgicum, 214
 Iridectomy, Operation, 215
 Iris, Diseases of the, 45
 — Fissure of the, Malformation, (241), 45
 — Malformations of, (241), 45
 — Wounds of the, 195
 Iritis, 45
 Iritis, Arthritic, 45
 — Gonorrhœal, 45
 — Rheumatic, 45
 — Scrofulous, (45), 25

JAW

- Iritis, Sequelæ of, 45
 — Syphilitic, (45), 15
 — Traumatic, 45
 Iron, Poison, 179
 Irreducible hernia, 99
 Irregular ague, 7
 — dentition, 87
 Irregularity of the heart's action, 61
 — — teeth, in form, 87
 — — — in number, 87
 — — — in position, 87
 — — — in time of eruption, 87
 Irritability of the bladder, 117
 Irritable stump, 41
 Irritant poisons, Gastritis from, Note, (95), 177-187
 Irritants, Mechanical, Poison, 187
 IRRITATIO ORTA EX CIMICE, 174
 — — CRABRONIBUS ET APIBUS, 174
 — — LEPTOTRICE AUTUMNALI, 174
 — — PEDICULO, 174
 — — PULICE, 174
 — — URTICIS, ALIISQUE PLANTIS ACULEATIS, 174
 Irritation caused by bees, 175
 — — — chigoe, 175
 — — — cimex, 175
 — — — harvest bug, 175
 — — — leptothrix autumnalis, 175
 — — — nettles, 175
 — — — pediculus, 175
 — — — pulex, 175
 — — — stinging insects, 175
 — — — — plants, 175
 — — — wasps, 175
 ISCHIAS, 40
 Ischiatic hernia, 101
Ischuria renalis, see *Suppression of urine*, 113
Itch, see *Scabies*, 175
 Ivory tumour, (21)
 Jaundice, 105
 — manifested at birth, (245), 105
 — during pregnancy, 135
 Jaw, Lower, absent or defective, Malformation, 237
 — — Defective growth of, (237), 89
 — — Dislocation of, 193
 — — Fracture of, 193
 Jaws, Adhesion of, by cicatrix, 83
 — Cancer of, (83), 19

JAW

- Jaws, Cartilaginous tumour of, 83
 — Cyst of, 83
 — Diseases of, 83
 — Fibrous tumour of, 83
 — Myeloid tumour of, 83
 — Osseous tumour of, 83
 — Vascular tumour of, 83
 JECUR ADIPOSUM, 104
 — LARDACEUM, 104
 — PRÆTER NATURAM EXIGUUM, (104), 238
 Joints, Abscess of, 153
 — — Pyæmic, of, (153), 11
 — Ankylosis of, 153
 — Cancer of, (155), 19
 — Deformity of, from ankylosis, 153
 — Diseases of, Note, 153
 — Dropsy of, 153
 — Excision of, Operation, 219
 — Extension of stiff and deformed, Operation, 219
 — Incision of, Operation, 219
 Joints, Loose body in, see Loose cartilage in, 155
 Joints, Loose cartilage in, 155
 — — — Removal of, from, Operation, 219
 — Neuralgia of, 155
 — Non-malignant tumours of, 155
 — Operations on, Note, 219
 — Perforation of, Note, 155
 — Scrofulous disease of, (153), 25

Keratitis, 45

- Chronic interstitial, 45
 — with suppuration, 45

KERATITIS INTERIOR LONGA, 44

- SUPPURANS, 44

Kidney, Abscess of, 111

- absent, Malformation, (241), 111

Kidney, Amyloid disease of, see Lardaceous, 111

Kidney, Atrophy of, 113

- Bright's disease of, 111
 — Calculus of, 113
 — Cancer of, (113), 19

LAC

Kidney, Contracted granular, see Granular K., 111

Kidney, Cyst, Simple, of, 113

- — Urinary, of, (from injury), 113
 — Diseases of, 111

— Double, Malformation, (243), 113

— Fatty, 111

— Fibrinous deposit in, 111

Kidney, Gouty, see Granular K., 111

Kidney, Granular, 111

— Hypertrophy of, 113

— Injuries of, (113), 201

— Lardaceous, 111

— Lobulated, Malformation, (241), 113

— Malformations of, (241, 243), 113

— Moveable, 113

— Non-malignant tumours of, 113

— Parasitic disease of, 113

— Tubercle of, (113), 25

Kidney, Waxy, see Lardaceous K., 111

Knee-joint, Amputation at, 221

— — Dislocation of, 211

Knee, Housemaid's, see Enlarged bursa patellæ, 161

Knee, Knock-, 155

Knee, Out-, see Bow-leg, 155

Knock-knee, 155

Kyphosis, see Angular deformity of spine, 157

Labia, Eczema of, (131), 167

— Inflammation of, 131

— Edema of, 131

Labour, Premature, 139

LABRUM LEPORINUM, Deformatis ingenita, (240), 80

Laburnum, Poison, 183

LAC VENENATUM, Venenum, 184

LACERATIO ARTERIARUM, (64), 192-208

— CAPSULÆ OPACÆ, Opus Chirurgicum, 216

— CEREBRI SINE FRACTURA, 192

— PERINEI IN PARTURIENTIBUS, 142

— UTERI IN PARTURIENTIBUS, 142

— VAGINÆ, 130

EXPLANATIONS.—The names for common use are printed in **Egyptian type**, Latin names proper in **ROMAN SMALL CAPITALS**, and Synonyms, which are not to be employed in the registration of diseases, in *Italics*. The figures refer to the page where the disease is to be met with; the figures without brackets indicating where the disease should be registered; and the figures within brackets where the disease is entered for the sake of classification only, and not for registration.

LAC

- LACERATIO VAGINÆ IN PARTURIENTIBUS, 142
 — VALVARUM CORDIS, 58
 — VELAMENTORUM HERNIARUM, 100
 — VENTRICULI, 96
 — VESICÆ IN PARTURIENTIBUS, 142
 Laceration of arteries, (65), 193-209
 — — hernial sac, 101
 — — bladder during parturition, 143
 — — brain, without fracture, 193
 — — opaque capsule, Operation, 217
 — — perineum during parturition, 143
 — — stomach, Spontaneous, 97
 — — uterus during parturition, 143
 — — vagina, 131
 — — — during parturition, 143
 — — valves of the heart, 59
 Lachrymal apparatus, Abscess of, 49
 — — Diseases of, 49
 — — Fistula of, 49
 — — — Operation for, 215
 — gland, Diseases of, 49
 — obstruction, 49
 — — Operation for, 215
 LACHRYMARUM CURSUS INTERCLUSUS, 48
 Lacunar abscess, 117
 Lardaceous disease, (31)
 — kidney, 111
 — liver, Note, 105
 — spleen, 107
 Larva of the gadfly, Parasite, (234), 101
 Laryngeal catarrh, 71
 Laryngismus stridulus, (73), 39
 Laryngitis, 73
 Laryngotomy, Operation, 225
 LARYNGOTOMIA, Opus Chirurgicum, 224
 Larynx, Abscess of, 73
 — absent or imperfect, Malformation, (239), 73
 — Burns and scalds of, (197), 189
 — Cancer, Epithelial, of, (73), 19
 — Contraction of, 73
 — Cyst of, 73
 — Diseases of, 71
 — Foreign bodies in, (73), 197
 — Fracture of the cartilages of, 197
 — Injuries of, (73), 189, 197
 — Malformations, (239), 73
 — Non-malignant tumours of, 73
 — Necrosis of the cartilages of, 73
 — Phthisical disease of, Note, (73), 25
 — Polypus of, 73

LIN

- Larynx, Syphilitic disease of, Note, (73), 15
 — Ulcer of, Note, 73
 — Warty growth of, 73
 LARYNX ET TRACHEA AUT NULLA AUT INCHOATA, Deformitas ingenua, (238), 72
 Lateral curvature of the spine, 157
 Lathyrus, Poison, 185
 — Paralysis from, (39), 185
 Laurel water, Poison, 181
 Lead, Poison, 177
 — Blue gum from, (87), 177
 — colic, (101), 177
 — palsy, (39), 177
 — Stain of conjunctiva from, (177), 43
 Leg, Amputation of, Operation, 221
 — Fracture of (both bones), 209
 Lens, Depression of, Operation, 217
 — Diseases of, 47
 — Dislocation of, from contusion, 195
 — Extraction of, Operation, 215
 — Malformations of, (245), 47
 — Congenital cataract of, (245), 47
 — Parasitic disease of, 47
 — Solution of, Operation, 215
 — Wounds of, 195
 Lentigo, 169
 Lepra, see Psoriasis, 165
 LEPRÆ VERÆ, (170), 22
 Leprosy, True, Definition, (171), 23
 Leptomiti, Parasites, 235
 Leptothrix autumnalis, Irritation caused by, 175
 Leptothrix buccalis, Parasite, (234), 81
 Leucocythæmia, 107
 Leucoderma, 169
 Leucoma, see Opacity of the Cornea, 45
 Leucorrhæa, see Catarrh of the Vagina, 129
 — — — during pregnancy, 137
 — of the Uterus, see Catarrh of, 127
 Lichen, Note, 165
 Lichen lividus, see Purpura, Note, (165), 27
 LIEN LARDACEUS, 106
 Lien cereus, vide LIEN LARDACEUS, 106
 Ligaments, Relaxation of, 155
 LIGATURA ARTERIARUM, Opus Chirurgicum, 216
 Ligature on arteries, Operation, 217
 Lightning stroke, 189
 Limbs, Operation for cicatrices of, 227
 Linear atrophy of the skin, 171
 LINGUA FRENATA, 90

LIP

- Lip, Hare-**. (For subdivision, see **Hare-lip**, (241), 81)
 — — Operation for, 229
Lipoma, see **Fatty tumour**, (21)
Lips, Cancer of, (81), 19
 — Cyst of, 81
 — Diseases of, 81
 — Fissure of, Malformation, (241), 81
 — Malformations of, (241), 81
 — Operation for cicatrices of, 227
 — Scrofulous hypertrophy of, (81), 25
 — Syphilitic ulcer of, (81), 15
 — Ulcer of, 81
LIPPITUDO, 42
LITHOTOMIA, 224
Lithotomy, 225
 — Bilateral, 225
 — Lateral, 225
 — Median, 225
 — Recto-perineal, 225
 — Supra-pubic, 225
LITHOTRIPSIS, 224
Lithotriety, 225
Liver, Abscess of, Note, 105
 — — — Pyæmic, (105), 11
 — Acute atrophy of, 105
Liver, Amyloid disease of, see **Lardaceous L.**, 105
Liver, Cancer of, (105), 19
 — Cirrhosis of, 105
 — Colloid of, (105), 19
Liver, Congestion of, see **Simple enlargement of**, 105
Liver, Cyst of, 105
 — Diseases of, 105
 — Fatty, 105
 — Fibroid deposit of, 105
 — Injuries of, (105), 201
 — Lardaceous, Note, 105
 — Malformations of, (239) 105
 — Non-malignant tumours of, 105
 — Parasitic disease of, 105
 — preternaturally small, Malformation, (239), 105

LOO

- Liver, Pyæmic inflammation and abscess of**, (105), 11
Liver, Scrofulous disease of, see **Lardaceous L.**, Note, 105
Liver, Simple enlargement of, 105
 — Syphilitic deposit of, (105), 15
 — Thickening of the capsule of, 105
 — Tubercle of, (105), 25
Liver, Waxy, see **Lardaceous L.**, 105
LOBELIA INFLATA, Venenum, 182
Lobular pneumonia, 75
Local cancer, 19
 — colloid, 19
LOCAL DISEASES, Explanation, 29
 — Diseases, Arrangement of, (29)
 — Injuries, General note, 191
 — paralysis, Note, 37
 — scrofulous affections, Note, 25
 — syphilitic affections, 15
LOCO MOTA OSSA IN MEMBRIS INFERIORIBUS, 210
 — — — MEMBRIS SUPERIORIBUS, 206
 — — — PATELLA, 210
 — — — TARSII OSSA, 210
 — MOTE PHALANGES MANUS, 206
 — MOTUM CAPUT SURÆ, 210
 — — FEMUR, 210
 — — GENU, 210
 — — JUGULUM A PARTE OSSIS PECTORIS, 206
 — — — — — SCAPULARUM, 206
 — — OS CALCIS, 210
 — MOTUS ASTRAGALUS, 210
 — — CARPUS PRIMAQUE PARS PALMÆ, 206
 — — CUBITUS, 206
 — — HUMERUS, 206
 — — METATARSUS ET PHALANGES, 210
 — — PES CIRCA TALOS, 210
 — — PES CALCANEUM INTER ASTRAGULUMQUE, 210
 — — POLLEX MANUS, 206
Locomotion, Diseases of the Organs of, 151
Locomotor ataxy, 37
LOLIUM TEMULENTUM, Venenum, 182
Long-sight, 49
Loose bodies in the tunica vaginalis, 123

EXPLANATIONS.—The names for common use are printed in **Egyptian type**, Latin names proper in **ROMAN SMALL CAPITALS**, and Synonyms, which are not to be employed in the registration of diseases, in *Italics*. The figures refer to the page where the disease is to be met with; the figures without brackets indicating where the disease should be registered; and the figures within brackets where the disease is entered for the sake of classification only, and not for registration.

LOO

- Loose body in joint*, see *Loose cartilage in joint*, 155
- Loose cartilage in joint*, 155
- — Removal of, from joint, Operation, 223
- Lordosis*, see *Anterior Curvature of the Spine*, 157
- Loss of Eyelashes*, see *Madarosis*, 51
- Loss or perversion of the sense of smell, 57
- Lower extremities conjoined, Malformation, 243
- — absent, Malformation, 237
- — Injuries of (for their subdivision, see *Extremity, Lower, Injuries of*), 209
- Lower extremity, one absent, Malformation, 237
- Lower jaw absent or defective, Malformation, (239) 89
- Lumbago, 13
- Lumbar abscess, 157
- hernia, 99
- Lung, Abscess of, 75
- — — Pyæmic, (75), 11
- absent or deficient, Malformation (239), 77
- Acute miliary tuberculosis of, (77), 25
- Cancer of, (77), 19
- Cirrhosis of, 77
- Collapse of, 77
- Congestion of, Passive, 77
- Diseases of, 75
- Ectopia of, Malformation, (245), 77
- Emphysema of, 77
- — Interlobular, 77
- — Vesicular, 77
- Foreign bodies in (77), 197
- Gangrene of, 75
- Hernia or Ectopia of, Malformation, (245), 77
- Injuries of, (77), 199
- Malformations of (239, 245), 77
- Œdema of, 77
- Parasitic disease of, 77
- Pyæmic inflammation and abscess of, (75), 11
- Rupture of, from injury, 199
- Syphilitic deposit in, (77), 15
- Tuberculosis of the, Acute Miliary, (77), 25
- Wound of, 199
- Lupus, Definition (55, 173), 23
- Chronic, 23
- Exedens, Definition, 23

MAL

- Lymphatic fistula, 67
- Lymphatics, Bursting of, 69
- Inflammation of, 67
- Obliteration of, 67
- Obstruction of, 67
- Suppuration of, 67
- Varicosity of, 67
- Wounds of, (69), 213
- MACULA ARGENTEA, 172
- MACULÆ METALLICÆ IN CONJUNCTIVA, 43
- Madarosis, 51
- Madura foot*, see *Mycetoma*, 175
- MAGNITUDO MUTATA, (28)
- MALA CONCOCTIONIS APPARATUS GRAVIDIS INCIDENTIA, 134
- GENITALIUM GRAVIDIS INCIDENTIA, 136
- GRAVIDIS INCIDENTIA, 132
- NERVORUM APPARATUS GRAVIDIS INCIDENTIA, 132
- PARTURIENTIBUS INCIDENTIA, 138
- PUERPERIS INCIDENTIA, 142
- SANGUINIS APPARATUS GRAVIDIS INCIDENTIA, 134
- SPIRITUS ORGANORUM GRAVIDIS INCIDENTIA, 134
- STRUMOSA SINGULARIA, 24
- SYPHILITICA FAUCIUM ET TONSILLARUM, 92
- — PARTIUM SINGULARUM, 14
- — PHARYNGIS, (92), 14
- URINÆ APPARATUS GRAVIDIS INCIDENTIA, 136
- Male Mamilla, Cancer of, (151), 19
- — Cyst of, 151
- — Diseases of, 151
- — Hypertrophy of, 151
- — Inflammation of, 151
- — Non-malignant tumours of, 151
- Male Organs of Generation, Diseases of, 121
- — — Malformations of, (241, 245), 121, 123
- Malformation, (31)
- MALFORMATIONS, CONGENITAL, 237:—
- Malformations of the anus (239), 103
- — arteries, (239), 65
- — auricle, (237), 53
- — bladder, (243, 245), 115
- — body generally, 237
- — bones, (237, 243), 153
- — brain, (237, 245), 35
- from coalescence of parts which should remain distinct, 243

MAL

- Malformations from coalescence of two fœtuses or their parts, 245**
 — of the digestive system, (239), 87, 95, 101, 103
 — from displacements and unusual positions of parts of the fœtus, 245
 — from apparent duplication, 243
 — of the ear, (237, 245), 53, 55
 — — external meatus (237) 53
 — — eye, (237, 241-245), 45-51
 — — eyelids, (237), 51
 — — fauces and palate (241), 93
 — — Female organs of Generation, (241, 243), 125, 129, 131
 — — heart, (239, 243, 245), 59, 61
 — — — of the muscular structure, (239), 61
 — — — valves, (239, 243), 59
 — — hepatic ducts and gall-bladder, (239, 241), 107
 — from incomplete coalescence of parts, 241
 — — — — anterior median plane, 241
 — — — — posterior median plane, 243
 — from incomplete development, 237
 — of the internal ear (237) 55
 — — intestines, (239, 245), 99, 101
 — — iris, (241), 45
 — — kidney, (241, 243), 113
 — — larynx, (239), 73
 — — lens and its capsule (245), 47
 — — lips, (241), 81
 — — liver, (239), 105
 — — lung, (239, 245), 77
 — — Male organs of Generation, (241, 245), 121, 123
 — — Nervous System, (237, 243, 245), 35, 37
 — — nose, (237-241), 57
 — — œsophagus, (237), 95
 — — Organs of Special Sense, (237), 45-57
 — — ovary, (241), 125
 — — palate and fauces, (241), 93
 — — penis, (241), 121
 — — pericardium, (239), 57
 — from repetition or duplication of parts, 243

MAN

- Malformations of the rectum and anus, (239), 103**
 — — Respiratory System, (239, 245), 73-77
 — — scrotum, (243) 121
 — — spinal cord, (237, 243), 37
 — — spine, (243), 157
 — — — Deformity from, (243), 157
 — — teeth, gums and alveoli, 87
 — — testicle, (241, 245), 123
 — — trachea and bronchi, (239), 75
 — — urethra, male (243, 245), 119
 — — Urinary System, (241-245), 113, 115, 119
 — — uterus, (241, 243), 129
 — — Vascular System, (239, 243, 245), 57-61, 65
 — — of the vagina, (241, 243), 131
 — — vulva (external female parts) (241), 131
Malignant Cholera, Definition, (101), 7
Malignant disease, see Cancer, 15
 — *local fevers, see Remittent fever, Note,*
 — *polypus of the nose, see Cancer of, 57*
 — *purpuric fever, see Cerebro-spinal fever, Definition, (33), 5*
Malignant pustule, Definition, (171, 187), 9
 — scarlet fever, Definition, 5
Malposition of the testicle, 123
MALUM ALEPPENSE, 172
Mamilla, Male, Diseases of (for their sub-division, see Male Mamilla), 151
Mammary tumour, Chronic, 149
Mania, Definition, 41
 — Acute, 41
 — Chronic, 41
 — from pregnancy, 135
 — Puerperal, 145
 — — from lactation, 145
 — — — parturition, 145
MANIA ACUTA, 40
 — GRAVIDARUM, 134
 — LONGA, 40
 — PUERPERARUM, 144
 — — A PARTU, 144
 — — LACTANTIUM, 144
MANUS CURTA, 158

EXPLANATIONS.—The names for common use are printed in **Egyptian type**, Latin names proper in **ROMAN SMALL CAPITALS**, and Synonyms, which are not to be employed in the registration of diseases, in *Italics*. The figures refer to the page where the disease is to be met with; the figures without brackets indicating where the disease should be registered; and the figures within brackets where the disease is entered for the sake of classification only, and not for registration.

MAN

- MANUS** PEDESQUE SCAPULARUM ET COXARUM
OSSIBUS INSERTI, Deformitas ingenta, 236
- MANUUM** PEDUMQUE DIGITI NUMERO DEFICIENTES, Deformitas ingenta, 236
- Mastodynia**, 149
— from pregnancy, 133
- Mastoid cells**, Diseases of, 53
- MAXILLA** LOCO MOTA, 192
— INFERIOR AUT NULLA AUT CURTA, Deformitas ingenta, (236), 88
- MAXILLARUM** COHERENTIA EX CICATRICE, 82
- Measles**, Definition, 3
- Meat**, Decayed, Poison, 185
— Diseased, Poison, 185
— Poisoned, 185
- Meatus**, External, closed, Malformation, (237), 53
— — Diseases of the (for subdivision, see External Meatus, Diseases of), 53
- Meatus Urinarius**, Vascular tumour of, 131
- Mechanical injuries of the alveoli**, 89
— — — dental periosteum, 89
— — — teeth, 89
— irritants, Poisons, 187
— obstacles to the action of the uterus during parturition, 139
- Mediastinum**, Abscess of, 79
— Cancer of, (79), 19
— Diseases of, 79
— Non-malignant tumours of, 79
— Wound of the anterior, 199
- MEDULLA FLUIDA** ALBENS, 36
— SPINÆ AUT NULLA AUT INCHOATA, Deformitas ingenta, 236
- Medullary Cancer**, Definition, 17
— — of the female breast, (147) 19
— — — uterus, (129), 19
- Meibomian glands**, Abscess in, 49
- Melæna**, 99
- Melancholia**, Definition, 41
- Melanosis**, see **Melanotic Cancer**, Definition, 17
- Melanotic Cancer**, Definition, 17
- Melasma**, 169
Melasma Addisoni, see **Addison's disease**, (169), 71
- MEMBRA INFERIORA** COMMISSA, Deformitas ingenta, 242
- MEMBRANA TYMPANI** PERFORATA, 52
— VULVÆ IMPERVIA, 130

MET

- MEMBRANÆ PERFORATÆ DUCTUUM JECINORIS ET VESICULÆ FELLIS**, 106
- Membrana tympani**, Diseases of, 53
— — Inflammation of, 53
— — Injuries of, (53), 193
— — Perforation of, 53
— — Ulceration of, 53
- MEMBRORUM** DISTENTIO, 38
— — INFANTILIS, 38
— — IN PARTURIENTIBUS, 142
— — — PUERPERIS, 144
- Meningitis**, Definition, 33
Meningitis, Epidemic cerebro-spinal, see **Cerebro-spinal fever**, (33), 5
- Meningitis, Spinal**, Definition, 35
— Tubercular, (33), 25
- Meningitis epidemica cerebrospinalis*, vide **FEBRIS CEREBROSPINALIS**, (32), 4
- MENINGITIS SPINALIS**, 34
— TUBERCULOSA, (32), 24
- Menorrhagia**, 133
- MENSTRUUA** DIFFICILIA, 132
— EXILIA, 132
Menstrua non provenientia, vide **AMENORRHOEA**, 132
- MENSTRUUA** IMMODICA, 132
— VICARIA, 132
- Menstruation**, Absent, 133
Menstruation, Deficient, see **Scanty menstruation**, 133
— during pregnancy, see **Sanguineous discharge during P.**, 137
— excessive, see **Menorrhagia**, 133
— painful, see **Dysmenorrhœa**, 133
- Menstruation, Vicarious**, 133
— Scanty, 133
- Mentagra*, see **Sycosis**, 169
- Mercurial inflammation of the gums and dental periosteum**, (177), 85
— tremor, (39), 177
- Mercury**, Poison, 177
- Mesenteric glands**, Abscess of, 109
— Cancer of, (109), 19
— Diseases of, 109
— Enlargement of, 109
— Inflammation of, 109
— Non-malignant tumours of, 109
— Tubercle of, (109), 25
- Metacarpus**, Fracture of the, 207
- METALLA ET SALES METALLICI**, Venena, 176
- Metallic Poisons**, 177

MET

- Metallic Stains of the Conjunctiva**, (177, 179), 43
METALLIS SIMILIA, Venena, 178
Metalloids, Poisons, 179
Metatarsal bones, Amputation at, 221
Metatarsus and phalanges, Dislocation of, 211
METRALGIA GRAVIDARUM, 136
Metritis consequent on parturition, 145
 — during pregnancy, 137
Metroperitonitis, (109), 145
Microsporon Audouini, Parasite, (235), 173
 — furfur, Parasite, (235), 175
 — mentagrophytes, Parasite, (235), 169
Miliaria, 167
Miliary tubercle of the brain, 35
Milk, Deficiency of, 147
 — fever, 143
 — Poisonous, 185
Millstone-maker's phthisis, 77
Miner's asthma, 77
Mineral substances, Wound poisoned by, 187
Mitral valve, Disease of the, 57
Modified small pox, 3
Mole, see *Nævus pilaris*, 171
Mollities atrophica cerebri, vide *CEREBRUM FLUIDUM ALBENS*, 34
Mollities ossium, 151
Molluscum, (21), 173
Monkshood, Poison, 181
Monoculus, Malformation, (243), 49
MORBI ALVEOLORUM, 84
 — ANI, 100
 — A PARTU IPSO APPARENTES, 244
 — APPENDICUM MUSCULORUM, 160
 — ARTERIARUM, 60
 — — CEREBRI, 34
 — ARTICULORUM, 152
 — AURICULÆ, 50
 — AURIS, 50
 — — INTERIORIS, 54
 — CAPSULARUM SUPRARENALIIUM, 70
 — CELLARUM MASTOIDEARUM, 52

MOR

- MORBI CEREBRI**, 32
 — CHOROIDIS ET RETINÆ, 46
 — COLIS, 120
 — CONCOCTIONIS APPARATUS, 80
 — CONJUNCTIVÆ, 42
 — CORDIS, 56
 — CORNEÆ, 44
MORBI CORPORIS UNIVERSI, 2
MORBI CORPORIS VITREI, 46
 — CUTIS APPARATUS, 162
 — DENTIIUM IPSORUM, 82
 — DUCTUUM JECINORIS ET FELLIS VESICULÆ, 106
 — ENDOCARDII, 56
 — FAUCIUM ET PALATI, 90
 — FORAMINIS AURIS, 52
 — FUNICULI SEMINALIS, 120
 — GENITALIUM, 120
 — — VIRILIUM, 120
 — GINGIVARUM, 84
 — GLANDULÆ LACRYMARUM, 48
 — — PROSTATE, 116
 — — THYMI, (78), 70
 — — THYROIDIS, 68
 — GLANDULARUM BRONCHIALIUM, (68), 78
 — — CÆCARUM, 68
 — — MESENTERII, 108
 — — SALIVOSARUM, 94
 — INTESTINORUM, 96
 — IRIDIS, 44
 — ITINERIS URINÆ VIRILIS, 118
 — JECINORIS, 104
 — LABRORUM, 80
 — LACRYMARUM APPARATUS, 48
 — LARYNGIS, 70
 — LENTIS CAPSULÆQUE, 46
 — LIENIS, 106
 — LIGAMENTI LATI, 126
 — LINGUÆ, 88
 — LOCORUM VIRGINALIIUM, 124
 — MAMMÆ FEMINÆ, 146
 — MAMMILLÆ VIRILIS, 150
 — MAXILLARUM ANTRIQUE, 82
 — MEDIASTINI, 78

EXPLANATIONS.—The names for common use are printed in **Egyptian type**, Latin names proper in **ROMAN SMALL CAPITALS**, and Synonyms, which are not to be employed in the registration of diseases, in *Italics*. The figures refer to the page where the disease is to be met with; the figures without brackets indicating where the disease should be registered; and the figures within brackets where the disease is entered for the sake of classification only, and not for registration.

MOR

- MORBI MEDULLÆ DENTII, 84
 — MEDULLÆ ET MEMBRANARUM IN SPINA, 34
 — MEMBRANÆ TYMPANI, 52
 — — CELLULOSÆ, 160
 — — MUCOSÆ TYMPANI, 52
 — MUSCULORUM, 156
 — — APPARATUS, 156
 — — CORDIS, 58
 — NARIUM, 70
 — NASI, 54
 — NERVORUM, 36
 — — APPARATUS, 32
 — OCULORUM, 42
 — OESOPHAGI, 94
 — ORGANORUM ABSORBENTIIUM, 66
 — — CORPUS MOVENTIUM, 150
 — ORIS, 80
 — OSSICULORUM TYMPANI, 52
 — OSSIUM, 150
 — OVARII, 124
 — PALATI, 90
 — PALPEBRARUM, 48
 — PANCREATIS, 106
 — PARTIUM INTRA ORBITAS SITARUM, 50
MORBI PARTIUM SINGULARUM, (28)
 MORBI PERICARDII, 56
 — PERIOSTEI DENTII, 84
 — PERITONÆI, 108
 — PHARYNGIS, 92
 — PLEURÆ, 76
 — PULMONIS, 74
 — RECTI INTESTINI, 100
 — RENUM, 110
 — SANGUINIS APPARATUS, 56
 — SCLEROTICÆ, 44
 — SCROTI, 120
 — SINGULARES DENTII, 84
 — SPINÆ, 156
 — SPIRITUS ORGANORUM, 70
 — — — NON PRIVATIM SINGULORUM, 70
 — TENDINUM, 158
 — TESTICULI, 122
 — TRACHEÆ ET BRONCHIORUM, 72
 — TUBI EUSTACHIANI, 52
 — — FALLOPIANI, 126
 — TUNICÆ VAGINALIS, 122
 — TYMPANI, 52
 — URINÆ APPARATUS, 110
 — UTERI, 126
 — VAGINÆ, 128
 — VALVARUM CORDIS, 56

MOR

- MORBI VASORUM SANGUIFERORUM, 60
 — VELAMENTORUM HERNIARUM, 100
 — VENARUM, 64
 — VENTRICULI, 94
 — VESICÆ, 112
 — VULVÆ, 130
Morbid Exhalations, Poison, 185
 — Secretions, Wound poisoned by, 187
 MORBILLI, 2
 MORBUS INHERENS AURIS INTERIORIS, 54
 MORBUS ADDISONI, 70
Morbus amyloides, vide M. LARDACEUS, (30)
 MORBUS ARTERIARUM CORONARIARUM, 60
 MORBUS BRIGHTII, 110
 — — ACUTUS, 110
 — — LONGUS, 110
Morbus Cereus, vide M. LARDACEUS, (30)
 MORBUS COLLODES, (30), 18
 — — INTESTINORUM, (100), 18
 — — JECINORIS, (104), 18
 — — LIENIS, (108), 18
 — — MAMMÆ FEMINÆ, (148), 18
 — — MUSCULORUM, (158), 18
 — — PANCREATIS, (106), 18
 — — PERITONÆI, (108), 18
 — — VENTRICULI, (96), 18
Morbus coxæ, (153), 25
 MORBUS CYSTICUS TESTICULI, 122
 — LARDACEUS, (30)
Morbus malignus, vide CARCINOMA, 14
 MORBUS PARASITICUS, (30)
 — — BRONCHIORUM, 74
 — — CAVI CITERIORIS OCULI, 44
 — — CEREBRI, 34
 — — CONJUNCTIVÆ, 42
 — — CUTIS APPARATUS, 172
 — — DUCTUUM JECINORIS, 106
 — — INTESTINORUM, 100
 — — JECINORIS, 104
 — — LENTIS CAPSULEQUE, 46
 — — LIENIS, 108
 — — MAMMÆ FEMINÆ, 148
 — — MEMBRANÆ CELLULOSÆ, 160
 — — MUSCULORUM, 158
 — — — CORDIS, 60
 — — ORBITÆ, 50
 — — ORIS, 80
 — — OSSIUM, 152
 — — OVARII, 124
 — — PERITONÆI, 108
 — — PULMONIS, 76

MOR

- MORBUS PARASITICUS RECTI INTESTINI**, 102
 — — **RENUM**, 112
 — — **SPINÆ**, 156
 — — **TRACHEÆ ET BRONCHIORUM**, 74
 — — **VENARUM**, 66
 — — **VENTRICULI**, 96
 — — **VESICULÆ FELLIS**, 106
 — **REGIUS**, 104
 — **STRUMOSUS GLANDULARUM**, (68), 24
 — — **TONSILLARUM**, (92), 24
 — **SYPHILITICUS**, (30)
 — — **CEREBRI**, (34), 14
 — — **OSSIUM**, (152), 14
 — — **TESTICULI**, (122), 14
MORS REPENTINA POST PARTUM, 146
MORULA, 172
Moveable bodies in hernial sac, 101
 — **Kidney**, 113
Mouldy bread, **Poison**, 185
Mouth, **Cancer of**, 81
 — **Diseases of**, **Note**, 81
 — **Parasitic Disease of**, 81
 — **Wound of the neck from the**, 197
Mucous cyst, (23)
 — — **of the vulva**, 131
Multiple injury, **Note**, 189
Mumps, **Definition**, (95), 9
Muscae volitantes, 47
Muscles, **Abscess of**, 157
 — **Atrophy of**, 157
 — — **Progressive**, (37), 157
 — **Cancer of**, (157), 19
 — **Colloid of**, (159), 19
 — **Contraction of**, 159
 — **Cyst of**, 159
 — **Diseases of**, 157
 — **Erectile tumour of**, 159
 — **Exhaustion of**, 159
 — **Fatty degeneration of**, 157
 — **Gangrene of**, 157
 — **Inflammation of**, 157
 — **Non-malignant tumours of**, 159
 — **Ossification of**, 157
 — **Parasitic disease of**, 159

NEC

- Muscles**, **Progressive atrophy of**, (37), 157
 — **Rupture of**, (159), 213
 — **Spasm of**, 159
 — **Syphilitic deposit in**, (157), 15
Muscular atrophy, **Progressive**, (37), 157
Muscular rheumatism, **Definition**, 13
 — **System**, **Diseases of the**, 157
Mussels, **Poisonous**, 185
MUTATIO LOCI ET POSITURA INUSITATA IN FŒTU
INGENITA, **Deformitas ingeinita**, 244
Mycetoma, 175
Mycoderms, **Parasites**, 235
Myelitis, **Definition**, 37
Myeloid tumour, **Definition**, (21)
 — — **of bones**, 153
Myocarditis, 59
Myotomy, **Operation**, 227
MYOTOMIA, **Opus chirurgicum**, 226

Nævus, (21), 171
 — **pilaris**, 171
 — **vascularis**, (171), 67
NÆVUS VASCULOSUS, (170), 66
Nail, **Ingrown**, 173
Narrowing of arteries, 63
Nasal catarrh, *see* **Coryza**, 71
Naso-pharyngeal polypus, 55
NASUS CURTUS, **Deformitas ingeinita**, (238), 56
 — **PROBOSCIDI SIMILIOR**, **Deformitas ingeinita**, (238), 56
Nausea and vomiting from pregnancy, 135
Neck, **cicatrices of**, **operation for**, 227
 — **Contusions of**, 197
 — **Injuries of**, 197
 — — **vessels of**, 197
 — **Wound of**, 197
 — — **Cut throat**, 197
 — — **Gunshot**, 197
 — — **from the mouth**, 197
 — — **Superficial**, 197
Neck, **Wry-**, 189
Necrosis, 151
 — **Acute**, 151

EXPLANATIONS.—The names for common use are printed in **Egyptian type**, Latin names proper in **ROMAN SMALL CAPITALS**, and Synonyms, which are not to be employed in the registration of diseases, in *Italics*. The figures refer to the page where the disease is to be met with; the figures without brackets indicating where the disease should be registered; and the figures within brackets where the disease is entered for the sake of classification only, and not for registration.

NEC

- Necrosis of the alveoli, 85**
 — cartilages of the larynx, Note, 73
 — — — — — Phthisical, Note, (73), 25
 — — — — — Syphilitic, Note, (73), 15
 — — — — — trachea, Note, 75
 — — — — — Phthisical, Note, (75), 25
 — — — — — Syphilitic, Note, (75), 15
 — dental tissue, 83
 — petrous bone, 55
 — spine, 155
 — Phosphoric, of the alveoli, (179), 87
NECROSIS ACUTA, 150
 — CARTILAGINUM LARYNGIS, 72
 — — — — — PHTHISICA, (72), 24
 — — — — — SYPHILITICA, (72), 14
 — CARTILAGINUM TRACHEÆ, 74
 — — — — — PHTHISICA, (74), 24
 — — — — — SYPHILITICA, (74), 14
 — SPINÆ, 154
Neglect, 189
Nephritis, Acute desquamative, see Acute Bright's disease, 111
 — *Chronic desquamative, see Granular kidney, 111*
Nephritis, Suppurative, Definition, 111
Nephritis desquamans acuta, vide MORBUS BRIGHTII ACUTUS, 110
 — *desquamans longa, vide RENES GRANULOSI, 110*
NEPHRITIS SUPPURANS, 110
Nerves, Atrophy of, 37
 — Cancer of, (37), 19
 — Continuity of, with nervous centres, incomplete, Malformation, (237), 35
 — Diseases of, 37
 — Inflammation of, 37
 — Injuries of the cerebral, 193
NERVORUM CUM CENTRIS SUIS IMPERFECTA COMMISSURA, Deformitas ingenua, (236), 34
Nervous System, Diseases of, 33
 — Disorders of, from pregnancy, 133
 — Malformations of, 237
Nettle rash, see Urticaria, 163
Nettles, Irritation caused by, 175
Neuralgia, 39
 — of the anus, 103
 — bladder, 117
 — Facial, 39
Neuralgia of the breast, female, see Mastodynia, 149
 — of joints, 155
 — from pregnancy, 133

NON

- Neuralgia of the rectum, 103**
 — spermatic cord, 123
 — testicle, 125
NEURALGIA FACIEI, 38
 — ARTICULORUM, 154
 — FUNICULI SEMINALIS, 122
 — GRAVIDARUM, 132
Neuralgia mammae femineæ, vide MASTODYNIA, 148
 — RECTI INTESTINI ET ANI, 102
 — FRONTIS, (40), 6
 — TESTICULI, 124
 — VESICÆ, 116
Neuroma, Definition, (19), 37
NEUROTOMIA, Opus chirurgicum, 224
Neurotomy, 225
Newly born, Inflammatory induration of the, 161
Nicotia, Poison, 183
Nipple (of the female breast), Chapped, 147
 — — — — — Depressed, 147
 — — — — — Ulcerated, 147
Nitric acid, Poison, 179
Nitro-benzole, Poison, 181
NITROBENZOLEUM, Venenum, 180
Nitrous acid vapour, Poison, 185
Nodes, 151
NODI OSSIUM, 150
Non-malignant tumours and cysts, List of the, Explanation, (19)
Non-malignant tumours, (31)
 — of the abdomen, see — — of the peritoneum, 109
 — of the antrum, 83
 — auricle, 53
 — bones, 153
 — bladder, 115
 — brain, 35
 — breast, female, 149
 — bronchi, 75
 — bronchial glands, (69), 79
 — cellular tissue, 161
 — conjunctiva, 43
 — fauces, 93
 — gums, 85
 — intestines, 101
 — jaws, 83
 — joints, 155
 — kidney, 113
 — larynx, 73
 — liver, 105
 — male mammilla, 151

NON

Non-malignant tumours of the mediastinum,
79

- — — mesenteric glands, 109
- — — muscle, 159
- — — nerves, 37
- — — nose, of the septum, 57
- — — orbit, 51
- — — ovary, 125
- — — palate, 93
- — — penis, 121
- — — peritoneum, 109
- — — pleura, 79
- — — prostate gland, 117
- — — rectum, 103
- — — salivary glands, 95
- — — scrotum, 121
- — — skin, 171
- — — spermatic cord, 123
- — — spinal cord, 37
- — — spine, 157
- — — stomach, 97
- — — tendons, 159
- — — testicle, 123
- — — thymus gland, 71
- — — tongue, 91
- — — trachea, 75
- — — tonsils, 93
- — — uterus, 129
- — — vagina, 131
- — — vulva, 131
- Nose, Abscess of the septum of the, 55
- absent, Malformation, (237), 57
- Cancer of, (55), 19
- — of the skin of the, (55), 19
- Diseases of, 55
- Fissure of, Malformation, (241), 57
- Foreign bodies in, (57), 193
- Hypertrophy of, 55
- — of the pituitary membrane of the, 55
- imperfect, Malformation, (239), 57
- Nose, Lipoma of, see Hypertrophy of, 55
- Nose, Lupus of, (55), 23
- Malformations of, (237-241), 57
- Nose, Malignant polypus of, see Cancer of, (55),

19

OBS

Nose, Non-malignant tumours of the septum
of the, 57

- Operation for cicatrices of the, 227
- Perforation of the septum of the, 55
- Polypus of, 55
- — Fibrous, 55
- — Gelatinous, 55
- — Naso-pharyngeal, 55
- resembling a proboscis, Malformation, (239), 57
- Sebaceous cyst of, 55
- Ulceration of the pituitary membrane of the, 55
- Wart of, 55
- Nostrils, Diseases of, 71
- Plugging of, for hæmorrhage, Operation, 219
- Noxious effluvia, Poison, 185
- Nux vomica, Poison, 183
- Nyctalopia, 49

OBESITAS, 160

— CORDIS, 58

Obesity, 161

Oblique inguinal hernia, 99

Obliteration of arteries, 63

— — lymphatics, 67

— — veins, 65

OBSTRUCTION DUCTUUM JECINORIS ET VESICULÆ
FELLIS, 106

— DUCTUS PANCREATIS, 106

— INTESTINORUM, 98

— TUBI EUSTACHIANI, 52

Obstruction of the hepatic ducts and gall
bladder, 107

— — Eustachian tube, 53

— — intestines, 99

— Lachrymal, 49

— of lymphatics, 67

— — pancreatic duct, 107

— — thoracic duct, Note, 67

— — vena portæ, 105

— — veins, 65

EXPLANATIONS.—The names for common use are printed in **Egyptian type**, Latin names proper in **ROMAN SMALL CAPITALS**, and Synonyms, which are not to be employed in the registration of diseases, in *Italics*. The figures refer to the page where the disease is to be met with; the figures without brackets indicating where the disease should be registered; and the figures within brackets where the disease is entered for the sake of classification only, and not for registration.

OBS

- Obstructive valve-disease of the heart, 59
 Obturator hernia, 101
 Occlusion of arteries, 63
 — Fallopian tube, 127
 — orifice of the uterus, 129
 — canal of the uterus, 129
 — vulva, 131
 OCULI CURTI, Deformitas ingenta, (236), 48
 OCLUS FUNDITUS INJURIA CONVULSUS, (194), 48
 Odontoid process, Spontaneous fracture of the, 155
 ODORATUS PERDITUS VEL PERVERSUS, 56
 Œdema of the glottis, 73
 — labia, 131
 — from pregnancy, 135
 — lower extremities, from pregnancy, 135
 — lungs, 77
 — scrotum, 121
 — sub-conjunctival tissue, 43
 ŒDEMA GLOTTIDIS, 72
 — LABIORUM VULVÆ, 130
 — IN GRAVIDIS, 134
 — MEMBRORUM INFERIORUM IN GRAVIDIS, 134
 — PULMONUM, 76
 — SCROTI, 120
 — SUB CONJUNCTIVA, 42
 ŒNANTHE CROCAT, Venenum, 182
 Œsophagitis, 95
 Œsophagus, Cancer of, (95), 19
 — Diseases of, 95
 — Foreign bodies in, (95), 197
 — impervious, Malformation, (239), 95
 — Injury of, by corrosive substances, (95), 197
 — Malformations of, (239), 95
 — Paralysis of, (95), 37
 — Perforation of, 95
 — Stricture of, 95
 — Ulceration of, 95
 ŒSOPHAGUS IMPERVIUS, Deformitas ingenta, (238), 94
 — PERFORATUS, 94
 ŒSOPHAGOTOMIA, Opus chirurgicum, 224
 Œsophagotomy, Operation, 225
 Œstrus hominis, Parasite, (234), 101
 Oidium albicans, Parasite, (234), 81
 Oil of bitter almonds, Poison, 181
 Oily cyst, (23)
 Old age, Note, 177
 OLEUM CROTONIS, Venenum, 179

OPE

- Onychia, Definition, 171
 — maligna, 171
Onyx, see Keratitis with suppuration, 45
 Opacity of cornea, 45
 OPERA CHIRURGICA, 214
 — ADVERSUS CICATRICES, 226
 — CERVICIS, 226
 — LABRORUM, 226
 — MEMBRORUM, 226
 — NASI, 226
 — PALPEBRARUM, 226
 — DEFORMITATES, 228
 — ECTROPION, 214
 — ENTROPION, 214
 — FISTULAM IN VENTRE, 226
 — LACRYMALEM, 214
 — RECTUM INTER ET ITER URINÆ, 226
 — RECTUM INTER ET VAGINAM, 228
 — VESICAM INTER ET UTERUM, 228
 — ET VAGINAM, 228
 — FRACTURAM NON COEUNTEM, 220
 — FUNGUM TESTICULI, 228
 — HÆMORRHAGIAM, 218
 — OBTURATIO NARIUM, 218
 — OBTURATIO RECTI INTESTINI, 218
 — OBTURATIO VAGINÆ, 218
 — LABRUM LEPORINUM, 228
 — MORBUM GLANDULÆ LACRYMARUM, 214
 — PALATUM FISSUM, 228
 — PERINEUM RUPTUM, 228
 — PHIMOSIM, 228
 — STRABISMUM, 214
 — SYMBLEPHARON ET ANKYLOBLEPHARON, 214
 — TRICHIASIM, 214
 — TUMOREM OCULI, 214
 — ULCUS VETUSTUM, 226
 — UNGUEM, 214
 — UVAM OCULI, 216
 — CIRCA ANEURYSMATA, 216
 — COAGULATIO ARTIFICIOSA SANGUINIS, 218
 — COMPRESSIO ARTERIÆ, 216
 — CONTRECTATIO, 218
 — SECTIO SACCI, 216
 — CIRCA ARTERIAS, 216
 — ACUPRESSURA, 216
 — CONSTRICTIO TEMPORARIA, 216
 — LIGATURA, 216
 — CIRCA ARTICULOS, 218
 — DETRACTIO CORPORUM LIBERORUM, 218

OPE

- OPERA CIRCA ARTICULOS, EXCISIO ARTICULORUM, 218
 — — — EXTENSIO ARTICULORUM RIGIDORUM, 218
 — — — RESTITUTIO LOCO MOTORUM, 218
 — — — SECTIO ARTICULORUM, 218
 — CIRCA OCULUM APPENDICESQUE OCULI, 214
 — CIRCA OSSA, 220
 — — — EXCISIO OSSIUM, 220
 — — — — EX CAPITIS, 220
 — — — — TEREBRATIO, 220
 — — — — MEMBRIS INFERIORIBUS, 220
 — — — — SUPERIORIBUS, 220
 — — — — TRUNCO, 220
 — — — REFRACTURA OSSIUM, 220
 — CIRCA PALPEBRAS, 214
 — — VENAS, 218
 — — — OBLITERATIO CIRSOCELES, 218
 — — — — VARICUM, 218
 — IN IPSO OCULO, 214
 — REFICIENTIA, 226
OPERATIONS, SURGICAL, 215
 — for abdominal exploration, 225
 — — abdominal fistula, 227
 — — anal fissure, 227
 — on aneurisms, 217
 — — — by artificial coagulation of blood, 219
 — — — — compression of the artery, 217
 — — — — incision of the sac, 217
 — — — — manipulation, 219
 — for ankyloblepharon, 215
 — on arteries, 217
 — — — by acupressure, 217
 — — — — ligature, 217
 — — — — temporary constriction, 217
 — on bones, 221
 — — — by excision, 221
 — — — — from the head, 221
 — — — — — by trephining, 221
 — — — — — lower extremities, 221
 — — — — — upper extremities, 221
 — — — — — trunk, 221
 — — — by refracture, 221

OPE

- Operations for cataract, 215**
 — Calculi, for removal of (for subdivision, see Calculi, removal of), 223
 — for chronic ulcer, 227
 — — cicatrices, 227
 — — — of eyelid, 227
 — — — — limbs, 227
 — — — — lips, 227
 — — — — neck, 227
 — — — — nose, 227
 — for cleft palate, 229
 — — deformities, 229
 — — disease of the lacrymal gland, 215
 — — ectropium, 215
 — — entropium, 215
 — on the eye and its appendages, 215
 — — eyeball, 215
 — — eyelids, 215
 — — — for tumour, 215
 — for fistula, abdominal, 227
 — — — in ano, 227
 — — — lacrymalis, 215
 — — — recto-urethral, 227
 — — — recto-vaginal, 229
 — — — utero-vesical, 229
 — — — vesico-vaginal, 229
 — for fracture, ununited, 221
 — — fungus testis, 229
 — — hare-lip, 229
 — — hernia, Note, 225
 — — — strangulation of, 225
 — — — — with opening of the sac, 227
 — — — — without opening of the sac, 227
 — — — radical cure, 227
 — for hæmorrhage, 219
 — — — by plugging the nostrils, 219
 — — — — rectum, 219
 — — — — — vagina, 219
 — on joints, 219
 — — by excision, 219
 — — — extension when stiff, 219
 — — — incision, 219
 — — — reduction of dislocations, 219
 — — — removal of loose bodies, 219

EXPLANATIONS.—The names for common use are printed in **Egyptian type**, Latin names proper in **ROMAN SMALL CAPITALS**, and Synonyms, which are not to be employed in the registration of diseases, in *Italics*. The figures refer to the page where the disease is to be met with; the figures without brackets indicating where the disease should be registered; and the figures within brackets where the disease is entered for the sake of classification only, and not for registration.

OPE

Operations for, lacrymal gland, disease of, 215

- — lacrymal obstruction, 215
- not classified, 229
- for opening the stomach, Gastrotomy, 225
- — perineal rupture, 229
- — phimosis, 229
- — protrusion of the tubuli or fungus testis, 229
- — pterygium, 215
- for the removal of calculi. (For their division, see Calculi, Removal of), 223, 225
- — — foetal remains by the Cæsarean section, 227
- — — foreign bodies, 223
- — — from the windpipe, 225
- — — tumours, 223
- — — in the orbit, 217
- Reparative, 227
- for resuscitation of drowned persons, 231
- — — hanged persons, 231
- — staphyloma, 217
- — stricture of the rectum, 227
- — — urethra by sudden dilatation, 227
- — strabismus, 215
- — symblepharon, 215
- — trichiasis, 215
- — ulcer of the rectum, 227
- — ununited fracture, 221
- varicocele, for the obliteration of, 219
- varicose veins, for the obliteration of, 219
- on the veins, 219

(The other operations will be found scattered through the Index under their appropriate headings.)

Ophthalmia, see *Conjunctivitis*, 43

Ophthalmia, Chronic, 43

- Catarrhal, 43
- Exanthematous, 43
- Gonorrhœal, 43

Ophthalmia neonatorum, see *Purulent ophthalmia* of infants, 43

Ophthalmia, Purulent, 43

- — of infants, 43
- Pustular, 43
- Scrofulous, (43), 25

Ophthalmia, Strumous, see *Scrofulous O.*, (43), 25

Ophthalmia, Tarsal, 51

OPHTHALMIA CUM CATARRHO, 42

- EXANTHEMATICA, 42

OST

OPHTHALMIA GONORRHOÏCA, 42

- *INFANTUM PURULENTA*, 42

— *PURULENTA*, 42

— *PUSTULOSA*, 42

Ophthalmia recens natorum, vide *O. INFANTUM PURULENTA*, 42

OPHTHALMIA STRUMOSA (42), 24

- *TARSI*, 50

Opium, Poison, 181

Orbit, Abscess of, 51

- Cancer of, (51), 19

— Diseases of parts within, 51

— Injuries of parts within, 195

— Non-malignant tumours of, 51

— Parasitic disease of, 51

— Wounds of parts within, 195

Orbital aneurism, (51), 63

— nerves, Affections of the, 51

Orchitis, 123

Orchitis, *Gonorrhœal*, see *Epididymitis*, 119

Organic disease of the internal ear, 55

— stricture of the male urethra, 119

Orthopnœa from pregnancy, 135

Os calcis, Dislocation of, 211

OS HYOIDES LOCO MOTUM, 196

OS UTERI OCCLUSUM, 128

Osseous tumour, (21)

- — of bone, (21), 153

— — — Cancellated, (21), 153

— — — Diffused, (21), 153

— — — Ivory, (21), 153

— — — of the antrum, 83

— — — brain, 35

— — — breast, female, 149

— — — jaws, 83

— — — soft parts, (21)

Ossicles of the tympanum, Disease of the, 53

Ossification, see *Calcareous degeneration*, (31)

— of the arteries, see *Calcareous Degeneration of*, 61

— — cerebral arteries, see *Calcareous Degeneration of*, 35

Ossification of muscles, 157

Ossification of the pleura, see *Adhesions of*, 79

— of the valves of the heart, see *Calcareous Degeneration of*, 59

OSSIS PETROSI NECROSIS, 54

Osteo-arthritis, Chronic, Definition, 13

— — of joints, (155), 13

— — of the spine, (157), 13

Osteo myelitis, 151

OST

- Osteo sarcoma**, Definition, (19)
Osteoid cancer, Definition, Note, 17
OSTIA CORDIS OBSTRUCTA VEL IMPERFECTA, Deformitas ingenua, (238), 58
OSTIUM AORTICUM OBSTRUCTUM VEL IMPERFECTUM, (238), 58
 — **DEXTRUM CORDIS OBSTRUCTUM**, (238), 58
 — **PULMONALE OBSTRUCTUM**, (238), 58
 — **SINISTRUM CORDIS OBSTRUCTUM**, (238), 58
Ostitis, 151
OSTOARTHROSIS LONGA, 12
 — **ARTICULORUM**, (154), 12
 — **SPINÆ**, (156), 12
OSTOMYELITIS, 150
OSTOSARCOMA, (18)
Ovarian paracentesis, 229
Ovariectomy, 227
OVARIUM LOCO MOTUM, 124
 — **TRANSLATUM**, 124
Ovary, Abscess of, 125
 — absent, Malformation, (241), 125
Ovary, Alveolar, gelatinous and colloid tumour of, see **Complex Cystic Tumour of**, 125
Ovary, Atrophy of, 125
 — Cancer of, (125), 19
 — Complex cystic tumour of, 125
 — — — with intracystic growths, 125
 — Cutaneous or piliferous cyst of, 125
Ovary, Cysto-sarcoma of, see **Complex cystic Tumour of**, 125
Ovary, Cyst of, containing tegumentary structures, 125
 — Dentigerous cyst of, 125
Ovary, Dermoid cyst of, see **Cutaneous or piliferous cyst of**, 125
Ovary, Diseases of, 125
 — Dislocation of, 125
 — Encysted tumour of, 125
 — Fibrous tumour of, 125
 — Hæmorrhage of, 125
 — Hernia of, 125
 — Hypertrophy of, 125
 — Inflammation of, (119), 125
 — Malformations of, (241), 125

PAL

- Ovary**, Non-malignant tumours of, 125
 — Parasitic disease of, 125
 — Transplantation of, 125
 — Tubercle of, (125), 25
Over-distention of the uterus, 139
Overlying, Asphyxia from, 189
Oxalate of lime calculus, 115
Oxalic acid, Poison, 179
OXIDUM CARBONICUM, Venenum, 184
Oxyuris vermicularis, Parasite, (233), 101
Ozæna, 55

Painful Menstruation, see **Dysmenorrhœa**, 133
Painful subcutaneous tumour, (19)
Painful subcutaneous tumour of Breast, see **Fibrous tumour of**, 149
Pains and cramp, Spurious, during pregnancy, 137
Painter's Colic, see **Lead Colic**, (101), 177
Palate, Adhesion of the soft, 93
 — Cancer of, (93), 19
 — Cleft, Malformation, (241), 93
 — — Operation for, 229
 — Diseases of, 91
 — Fibro-cellular tumour of, 93
 — Fibro-cystic tumour of, 93
Palate, Fissure of, see **Cleft P.**, Malformation, (241), 93
Palate, Malformations of, (241), 93
 — Non-malignant tumours of, 93
 — Perforation of, 93
PALATUM FISSUM, Deformitas ingenua, (240), 92
 — **MOLLE ADHÆRENS**, 92
 — **PERFORATUM**, 92
Palmar ganglion, Diffused, 161
 — fascia, Contracted, 159
PALPEBRÆ IMPERFECTÆ, Deformitas ingenua, (236), 51
PALPEBRARUM PERPETUA CONJUNCTIO, SYMBLEPHARON, Deformitas ingenua, (236), 51
PALPITATIO ET TUMULTUS CORDIS, 60
Palpitation and irregularity of the action of the heart, 61

EXPLANATIONS.—The names for common use are printed in **Egyptian type**, Latin names proper in **ROMAN SMALL CAPITALS**, and Synonyms, which are not to be employed in the registration of diseases, in *Italics*. The figures refer to the page where the disease is to be met with; the figures without brackets indicating where the disease should be registered; and the figures within brackets where the disease is entered for the sake of classification only, and not for registration.

PAL

- Palpitation and irregularity of the action
of the heart during pregnancy, 135
- Palsy, Lead, (39), 177
- Scrivener's, 39
 - Shaking, 39
- Pancreas, Abscess of, 107
- Calculi of, 107
 - Cancer of, (107), 19
 - Colloid of, (107), 19
 - Diseases of, 107
 - Obstruction of the duct of the, 107
- PANIS MUCIDUS, Venenum, 184
- PAPILLA MAMMÆ DEPRESSA, 146
- — EXULCERATA, 146
 - — SCISSA, 146
- Paracentesis, Operation, 229
- Abdominal, 229
 - Cephalic, 229
 - of fluid tumours, 231
 - of hydrocele, 231
 - Ovarian, 229
 - Pericardiac, 229
 - of Spina bifida, 229
 - Thoracic, 229
 - Vesical, 229
 - — above the pubes, 229
 - — through the rectum, 229
- PARACENTESIS ABDOMINIS, Opus chirurgicum, 228
- CAPITIS, 228
 - HYDROCELES, 230
 - OVARII, 228
 - PERICARDII, 228
 - SPINÆ BIFIDÆ, 228
 - THORACIS, 228
 - TUMORUM FLUIDORUM, 230
 - VESICÆ, 228
 - — PER RECTUM INTESTINUM, 228
 - — SUPRA PUBEM, 228
- Paralysis, 37
- of the bladder, 117
 - Diphtheritic, (39, 159), 9
 - Facial, 39
- Paralysis, General, see Paralysis of the insane, (37), 41*
- of the glottis, 73
 - Infantile, (159), 37
 - of the insane, (37), 41
 - — intestines, 101
 - from Lathyrus, (39), 185
 - Local, Note, 37
 - of the œsophagus (95), 37

PAR

- Paralysis of the pharynx, (93), 37
- — tongue, (91), 37
- PARALYSIS AGITANS, 38
- DIPHTHERICA, (38, 158), 8
 - EX LATHYRO, (38), 184
 - — PARTE, 36
 - — PLUMBO, (38), 186
 - FACIÆ, 38
 - GLOTTIDIS, 72
 - INFANTILIS, (158), 36
 - INSANORUM, (36), 40
 - INTESTINORUM, 100
 - LINGUÆ, (90), 36
 - NOTARIORUM, 38
 - ŒSOPHAGI, (94), 36
 - PHARYNGIS, (92), 36
- Paralysis ex toto, vide PARALYSIS INSANORUM, (36), 40*
- PARALYSIS VESICÆ, 116
- Paraphimosis, 117
- Paraplegia, 37
- PARASITES, HUMAN, Note, 232
- Accidental, 234
- Parasitic aphthæ, see Parasitic Thrush, 81*
- Parasitic disease, (31)
- — of the anterior chamber of the eye, 45
 - — — bone, 153
 - — — the brain, 35
 - — — breast, female, 149
 - — — bronchi, 75
 - — — cellular tissue, 161
 - — — conjunctiva, 43
 - — — gall bladder, 107
 - — — heart, 61
 - — — hepatic ducts, 107
 - — — intestines, 101
 - — — kidney, 113
 - — — lens and its capsule, 47
 - — — liver, 105
 - — — lung, 77
 - — — mouth, 81
 - — — muscles, 159
 - — — orbit, 51
 - — — ovary, 125
 - — — peritoneum, 109
 - — — rectum, 103
 - — — skin, 173
 - — — spine, 157
 - — — spleen, 109
 - — — stomach, 97
 - — — veins, 67

PAR

- Parasitic thrush, 81
 PARONYCHIA, 170
 PAROTIDES, (94), 8
 Parturition, Affections connected with, 139
 — Atony of the Uterus during, 139
 — Convulsions during, 143
 — Hæmorrhage during, 141
 — Over distention of the uterus during (for details, see Uterus, over distention of), 139
 — Inversion of the uterus during, 143
 — Mechanical obstacle to the action of the uterus during (for the various causes, see Uterus, Mechanical obstacle), 139
 — Retention of the Placenta during, 143
 — Rupture or laceration of the perineum during, 143
 — — — — urinary bladder during, 143
 — — — — uterus during, 143
 — — — — vagina during, 143
 — Affections consequent on, 143
 PARTUS EMORTUUS, (146, 244), 176
 — INTEMPESTIVUS, (146, 244), 176
 Passive congestion of the lung, 77
 Patella, Dislocation of, 211
 — Fracture of, 209
 Pediculus, Irritation caused by (for the species, see p. 234), 175
 Pellagra, 165
 Pelvic abscess, from parturition, 145
 — cellulitis, 127
 — — from parturition, (145), 127
 — or periuterine hæmatocele, (161), 127
 — peritonitis, 127
 Pelvis, Contusion of, 203
 — Fracture and dislocation of, 205
 — — — with rupture of the bladder or urethra, 205
 — Injuries of, 203
 Pemphigus, 167
 Penis, Abscess of, 121
 — absent, Malformation, (241), 121
 — Cancer of, (121), 19
 — — of the body of the, (121), 19

PER

- Penis, Cancer of the prepuce of the, (121), 19
 — Condyloma of, (121), 119
 — diminutive, resembling clitoris, Malformation, (241), 121
 — Diseases of, 121
 — Gangrene of, 121
 — Gonorrhœa affecting, (121), 117
 — Injuries of, (121), 203
 — Inflammation of, 121
 — Malformations of, (241), 121
 — Non-malignant tumours of, 121
 — Syphilis affecting, (121), 15
 — Wound of, 203
 Pentastoma constrictum, Parasite, (234), 105
 — denticulatum, Parasite, (234), 101, 105
 Perforation of the hepatic ducts and gall bladder, 107
 — — intestines, 97
 — — joints, Note, 155
 — — membrana tympani, 53
 — — nasal septum, 55
 — — œsophagus, 95
 — — palate, 93
 — — stomach, Note, 97
 Pericardiac paracentesis, Operation, 229
 Pericarditis, 57
 — Suppurative, Definition, 57
 — Tubercular, (57), 25
 PERICARDITIS SUPPURANS, 56
 — TUBERCULOSA, (56), 24
 Pericardium absent, Malformation, (239), 57
 — adherent, Note, 57
 — Cancer of, (57), 19
 — Diseases of, 57
 — Dropsy of, 57
 — Injuries of, (57), 199
 — Malformations of, (239), 57
 — Wounds of, (57), 199
 PERICARDIUM ADHÆRENS, 56
 Perineal hernia, 101
 — section, Operation, 227
 Perineum, Female, Rupture or laceration of, during parturition, 143
 — — — Operation for, 229

EXPLANATIONS.—The names for common use are printed in **Egyptian type**, Latin names proper in **ROMAN SMALL CAPITALS**, and Synonyms, which are not to be employed in the registration of diseases, in *Italics*. The figures refer to the page where the disease is to be met with; the figures without brackets indicating where the disease should be registered; and the figures within brackets where the disease is entered for the sake of classification only, and not for registration.

PER

- Perineum, Female, sloughing of, consequent on parturition, 115
 — — Wound of, 203
 Perineum Male, Wound of, 203
Periosteal abscess, Acute, see *Diffuse periostitis*, 151
 Periostitis, 151
 — Diffuse, 151
 PERIOSTITIS DIFFUSA, 150
 PERIPNEUMONIA, 74
 PERITONÆUM ADHÆRENS, 108
 Peritoneal cavity, Foreign bodies in, 203
 Peritoneum, Adhesions of, 109
 — Cancer of, (109), 19
 — Colloid of, (109), 19
 — Diseases of, 109
 — Injuries of, (109), 201
 — Non-malignant tumours of, 109
 — Parasitic disease of, 109
 Peritonitis, 109
 — Chronic, 109
 — Metro-, (109), 145
 — during parturition, 145
 — Pelvic, 127
Peritonitis, Puerperal, see *Metro-peritonitis*, (109), 145
 Peritonitis, Suppurative, 109
 — Tubercular, (109), 25
 PERITONITIS LONGA, 108
 — PELVICA, 126
Peritonitis puerperarum, v. *METROPERITONITIS*, (108), 144
 PERITONITIS SUPPURANS, 108
 — TUBERCULOSA, (108), 24
 Periuterine, or pelvic hæmatocele, (161), 127
 PERNIO, 170
 PERTUSSIS, (70), 8
 PESTILENTIA, 6
 Petechial small pox, 3
Petit mal, see *Epileptic Vertigo*, 39
 Petrous bone, Necrosis of, 55
 Phagedæna, Definition, 9
 — Sloughing, Definition, 9
 PHAGEDÆNA PUTRIS, 8
 Phagedænic sore, Syphilitic, 15
 Phalangeal joints of the foot, Dislocation of the, 211
 — — — hand, Dislocation of the, 207
 Phalanges of the hand, Fracture of the, 207
 Pharyngitis, 93
 Pharynx, Abscess of, 93
 — Cancer of, (93), 19

PIT

- Pharynx, Dilatation of, 93
 — Diseases of, 93
 — Foreign bodies in, (93), 197
 — Injury of, by corrosive substances, (93), 197
 — Paralysis of, 93
 — Sloughing of, 93
 — Syphilitic affection of, (93), 15
 — Ulcer of, 93
 Phimosis, 117
 — Congenital, (241), 121
 — Operation for, 229
 PHIMOSIS INGENITA, (240), 120
 Phlebitis, 65
 — Adhesive, 65
 — Suppurative, 65
 — consequent on parturition, (145), 65
 Phlebolithes, 65
 PHLEBOLITHI, 64
 Phlegmasia dolens, 65
 — — consequent on parturition, (145), 65
 PHLEGMONE PELVICA, 126
 Phlegmonous Erysipelas, (161), 9
 Phosphate of lime calculus, 115
 Phosphoric inflammation and necrosis of the gums and alveoli, (179), 87
 Phosphorous acid, Poison, 179
 Phosphorus, Poison, 179
 Phthiriasis, 175
 — of eyelids, (51), 175
 Phthirus inguinalis, Parasite, (234), 175
 Phthisical affections of the larynx, Note (73), 25
 — necrosis of the cartilage of the trachea, Note, (75), 25
 Phthisis pulmonalis, (77), 25
 Phthisis, Acute pneumonic, 77
 — Chronic pneumonic, 77
 — Millstone-maker's, 77
 PHTHISIS FABRUM MOLARIORUM, 76
 — PERIPNEUMONICA ACUTA, 76
 — — LONGA, 76
Physostigmatis faba, vide *FABA CALABARICA*, Venenum, 182
 Pia mater, Inflammation of the, 33
 Piliiferous cyst, (23)
 Pinguecula, 43
 PISCES VENENATI, 184
 Pituitary membrane, Hypertrophy of, 55
 — — Ulceration of, 55
 Pityriasis, Note, 165

PIT

- Pityriasis versicolor*, see *Tinea versicolor*, Note, (165), 175
- Placenta**, Hæmorrhage from accidental detachment of, 143
- Retention of, from atony of the uterus, 143
- — from irregular, or hour-glass contraction, 143
- — from preternatural adhesions, 143
- Plague**, Definition, 7
- Plastic inflammation**, (29)
- Pleura**, Adhesions of, 79
- Cancer of, (79), 19
- Diseases of, 77
- Injuries of, (79), 199
- Non-malignant tumours of, 79
- Ossification of, see Adhesions of, 79
- Pleura, passive dropsy of*, see *Hydrothorax*, 79
- Pleura**, thickening of, see Adhesions of, 79
- Wound of, 199
- Pleurisy**, 77
- Chronic, 79
- Tubercular, (79), 25
- PLEURITIS**, 76
- LONGA, 78
- TUBERCULOSA, (78), 24
- Pleurodynia**, 41
- Plica Polonica*, see *Tinea P.*, 175
- Plugging of the air passages**, Asphyxia from, 189
- Plugging of the nostrils**, Operation, 219
- — rectum, Operation, 219
- — vagina, Operation, 219
- PLUMBUM**, Venenum, 176
- Pneumonia**, Note, 75
- Lobular, 75
- Secondary, Note, 75
- Pneumonic phthisis**, Acute, 77
- — Chronic, 77
- Pneumothorax**, 79
- PODAGRA ACUTA**, 12
- LONGA, 12
- RETROCEDENS, 12

POL

- Poisoned arrows**, 187
- wounds, 187
- wounds, by animals having infectious disease, (187), 9
- — by cowpox, (187), 3
- — — equinia mitis, (187), 9
- — — farcy, (187), 9
- — — glanders, (187), 9
- — — hydrophobia, (187), 39
- — — malignant pustule, (187), 9
- — — rabies, (187), 39
- — — dead animal matter, 187
- — — mineral substances, 187
- — — morbid secretions, 187
- — — subcutaneous injection, 187
- — — vegetable substances, 187
- — — venomous animals, 187
- Poisonous cheese**, 185
- fish, 185
- fungi, 185
- grain, 185
- meat, 185
- milk, 185
- mussels, 185
- sausages, 185
- POISONS**, 177
- Acid, 179
- Alkaline, 179
- Animal, 185
- Gaseous, 185
- Mechanical irritant, 187
- Metalloid, 179
- Metallic, and their salts, 177
- Vegetable, 179
- Polypus**, Note, (19)
- of the dental periosteum, 85
- — external meatus, 53
- — gums, 85
- — intestines, 101
- — larynx, 73
- nasi, 55
- — fibrous, 55
- — gelatinous, 55
- Naso-pharyngeal, 55

EXPLANATIONS.—The names for common use are printed in **Egyptian type**, Latin names proper in **ROMAN SMALL CAPITALS**, and Synonyms, which are not to be employed in the registration of diseases, in *Italics*. The figures refer to the page where the disease is to be met with; the figures without brackets indicating where the disease should be registered; and the figures within brackets where the disease is entered for the sake of classification only, and not for registration.

POL

- Polypus of the uterus, 129
 — — vagina, 131
 POLYPUS FORAMINIS AURIS, 52
 — INTESTINORUM, 100
 — LARYNGIS, 72
 — NASI, 54
 — — GLUTINOSUS, 54
 — — FIBROSUS, 54
 — — ET PHARYNGIS, 54
 — UTERI, 128
 — VAGINÆ, 130
Pompholyx, see *Pemphigus*, 167
Porriço decalvans, see *Tinea decalvans*, 173
 — *favosa*, see *Tinea favosa*, 173
 — *larvalis*, see *Impetigo larvalis*, 167
Port-wine stain, see *Nævus*, 171
 Post-partum hæmorrhage, 143
 POSITURA PRAVA TESTICULI, 122
 Potash, Poison, 179
 — Bichromate of, Poison, 179
 POTASSA, Venenum, 178
 POTASSÆ BICHROMAS, Venenum, 178
 POTASSII CYANIDUM, Venenum, 180
 Potassium, Cyanide of, Poison, 181
 Pregnancy, Affections connected with, 133
 — Disorders of the Circulatory System connected with, 135
 — — — Digestive System connected with, 135
 — — — Generative System connected with, 137
 — — — Nervous System connected with, 133
 — — — Respiratory System connected with, 135
 — — — Urinary System connected with, 137
 Premature birth, (245), 147
 Premature labour, 139
 Prepuce abbreviated—elongated, Malformation, (241), 121
 — Cancer of, (121), 19
 Priapism, 121
 PRIAPISMUS, 120
Prickly heat, see *Lichen tropicus*, 165
 Primary amputation, 221
 — Syphilis, Definition, 13
 — — of the tongue, (91), 15
 Privation, 189
 Procidencia uteri, 129
 PROCIDENTIA OCULI, 50
 PROCIDENTIA TUBULORUM TESTICULI, 122

PUE

- PROFLUVIUM AQUOSUM EX UTERO GRAVIDARUM, 136
 — LACTIS, 146
 — SANGUINEUM IN GRAVIDIS, 136
 Progressive muscular atrophy, (37), 157
 PROLAPSIO RECTI INTESTINI, 102
 — UTERI IN GRAVIDIS, 136
 Prolapsus of the rectum, 103
 — — uterus, 129
 — — — connected with pregnancy, 137
 Proliferous cyst, (23)
Proptosis, see *Protrusion of the Eye-ball*, 51
 Prostate gland, Abscess of, 117
 — Atrophy of, 117
 — Calculi of, 117
 — Cancer of, (117), 19
 — Chronic enlargement of, 117
 — Cyst of, 117
 — Diseases of, 117
Prostate gland, Enlarged lobe of, see *Non-malignant tumours of*, 117
 Prostate gland, Inflammation of, 117
 — Non-malignant tumours of, 117
 — Tubercle of, (117), 15
 — Ulceration of, 117
 Protrusion of the Eye-ball, 51
 Protrusion of the tubuli of the testicle, 123
 Prurigo, 165
 — of the scrotum, (121), 165
 PRURIGO SCROTI, (120), 164
 Pruritus, 173
 — ani, 103
 — of the vulva, 131
 — — from pregnancy, (137), 131
 PRURITUS VULVÆ, 130
 — IN GRAVIDIS, (136), 130
 Prussic acid, Poison, 181
 Psoas, lumbar, and other abscesses of the spine, 157
 Psoriasis, 165
 Pterygium, 43
 — Operation for, 215
Ptyalism, see *Salivation*, 95
 Pubic symphysis, fissure of, Malformation, 24
 Puccinia favi, Parasite, (235), 173
 Pudendal hernia, 101
 Puerperal convulsions, 145
 — ephemera, Definition, (143), 11
 — fever, Definition, Note, (143), 11
 — mania, 145
 — — connected with lactation, 145

PUE

- Puerperal mania connected with parturition, 145
Puerperal peritonitis, see *Metroperitonitis*, 145
Pulex irritans, Irritation caused by, 175
Pulex penetrans, (234), 175
Pulmonary apoplexy, see *Pulmonary extravasation*, 77
Pulmonary extravasation, 77
 — lobes deficient in number, Malformation, (239), 77
Pulmonic valve-disease, 59
PULMONIS IMPERFECTA EXPLICATIO, Deformitas ingenta, (244), 76
PULMONUM LOBI NUMERO DEFICIENTES, Deformitas ingenta, (238), 76
Pulsating bronchocele, 69
PUNCTIO OCULI, Opus chirurgicum, 216
Puncture of the globe of eye, Operation, 217
Pupil, Artificial, Operation, 215
PUPILLA FACTITIA, Opus chirurgicum, 214
Purpura, Definition, 27
 — *Hæmorrhagic*, Definition, 27
 — *Simple*, 27
PURPURA HÆMORRHAGICA, 26
 — *SIMPLEX*, 26
Purpuric fever, *Malignant*, see *Cerebro-spinal fever*, (33), 5
Purulent Ophthalmia, 43
 — — of infants, 43
PUSTULA MALIGNA, (170, 186), 8
Pustular Ophthalmia, 43
Pustule, Malignant, Definition, (171, 187), 9
Putrid exhalations, Poisons, 185
Putrid sore throat, see *Sloughing sore throat*, 91
Pyæmia, Definition, Note, 11
Pyæmic abscess of joints, (153), 11
 — — of heart, (59), 11
Pyæmic inflammation and abscess of the liver, (105), 11
 — — — of the lung, (75), 11
 — — — — spleen, (107), 11
Pyelitis, 111
Pyrosis, 97

REG

- Pyrosis from pregnancy*, 135
Quartan ague, 7
Quinsy, 91
Quotidian ague, 7

Rabies, wound poisoned by, 187
RACHITIS, 24
Ranula, 81
Rectocele, 131
Recto-urethral fistula, (103), 119
 — — Operation for, 227
Recto-vaginal fistula, (103, 145), 131
 — — — consequent on parturition, (145), 131
 — — — Operation for, 229
Recto-vesical fistula, (103), 115
Rectum, Abscess of, 103
 — *Cancer of*, (103), 19
 — *Diseases of*, 101
 — *Foreign bodies in*, (103), 205
 — *Hæmorrhage from*, 103
 — *Injuries of*, (103), 203
 — *Neuralgia of*, 103
 — *Non-malignant tumours of*, 103
 — *Malformations of*, (239), 103
 — *Parasitic disease of*, 103
 — *Plugging of*, Operation, 219
 — *Prolapsus of*, 103
 — *Stricture of*, 103
 — — Operation for, 227
 — *Sloughing of*, consequent on parturition, 145
 — *Syphilis of*, (103), 15
 — *Ulceration of*, 101
 — — Operation for, 227
 — *Wound of*, 203
Recurrent fibroid tumour, Definition, (21)
Red softening of the brain, 33
Reducible hernia, 99
Reduction of dislocations, Operation, 219
REFRACTURA OSSIUM, Opus chirurgicum, 220
Refraction of bone, Operation, 221
Regurgitation through the valves of the heart, 59

EXPLANATIONS.—The names for common use are printed in **Egyptian type**, Latin names proper in **ROMAN SMALL CAPITALS**, and Synonyms, which are not to be employed in the registration of diseases, in *Italics*. The figures refer to the page where the disease is to be met with; the figures without brackets indicating where the disease should be registered; and the figures within brackets where the disease is entered for the sake of classification only, and not for registration.

REL

- Relapsing fever, Definition, 5
 Relaxation of ligaments, 155
 Relaxed throat, 91
 Remittent fever, Definition, 7
 Removal of ball, Operation, 223
 — — calculi, Operation, 223
 — — — biliary, Operation, 223
 — — — salivary, Operation, 223
 — — — vesical. (For subdivision, see Calculi, Removal of,) Operation, 225
 — of embedded or impacted substances, Operation, 223
 — — foetal remains, Operation, 227
 — — — by Cæsarean section, Operation, 227
 — — foreign bodies, Operation, 223
 — — — from the windpipe, Operation, 225
 — — loose cartilages, Operation, 223
 — — tumours, Note, Operation, 223
 — — — from the neighbourhood of eye, 217
Renal dropsy, Acute, see *Acute Bright's disease*, 111
 RENES ADIPOSI, 110
Renes cerei, vide *RENES LARDACEI*, 110
 — *granulati contracti*, v. *RENES GRANULOSI*, 110
 RENES GRANULOSI, 110
 RENES IN UNUM CONJUNCTI, Deformitas ingenta, (242), 112
 — LARDACEI, 110
 — MOBILES, 112
 — MULTIFIDI, Deformitas ingenta, (240), 112
Renes podagrici, vide *RENES GRANULOSI*, 110
 Reparative operations, 227
 RESIDUA EX PARTU IN TESTICULIS, 122
 RESOLUTIO FAUCIUM, 90
 — LIGAMENTORUM, 154
 — UTERI IN PARTURIENTIBUS, 138
 RESPIRATIO ARTIFICIOSA, Opus chir., 230
 Respiration, Artificial, Operation, 231
 Respiratory system, Diseases of, 71
 — — — not strictly local, 71
 — — Disorders of, from pregnancy, 135
 — — Malformations of, (239), 73-77
 RESTITUTIO ANIMÆ A SUSPENDIO, Opus chirurgicum, 230
 — — IN DEMERSES, Opus chirurgicum, 230
 Resuscitation of drowned persons, Oper., 231
 — — hanged persons, Operation, 231
 RETENTIO SECUNDARUM IN PARTURIENTIBUS, 142
 RETENTIO URINÆ, 116
 Retention of the placenta, 143

RUP

- Retention of urine, 117
 Retina, Diseases of, 47
 Retinitis, 47
Retrocedent Gout, see *Acute and Chronic Gout*, Note, 13
 Retroflexion of the uterus, 129
 Retroversion of the uterus, 129
 — — — during pregnancy, 137
 RHAGADES, 170
 — ANI, 102
Rheumatic arthritis, Chronic, see *Chronic osteo-arthritis*, Definition, (155), 13
 — *fever*, see *Acute rheumatism*, 11
 Rheumatic inflammation, (29), 11
 — iritis, 45
 Rheumatism, Acute, Definition, 11
 — Chronic, Definition, 13
 — Gonorrhœal, Definition, (119, 153), 11
 — Muscular, Definition, 13
 — Subacute, 11
 — Synovial, Definition, (155), 13
 — of the uterus during pregnancy, 137
 RHEUMATISMUS ACUTUS, 10
 — GONORRHOÏCUS, (118, 152), 10
 — LONGUS, 12
 — MUSCULORUM, 12
 — SUBACUTUS, 10
 — SYNOVIALIS, (154), 12
 — UTERI IN GRAVIDIS, 136
 Rhinoliths, 57
 Ribs, Fracture of, without injury to lung, 199
 — — — with injury to the lung, (77), 199
 Rickets, Definition, (153), 25
 Rickety curvature of the spine, (157), 25
Ringworm, see *Tinea tonsurans*, 173
 Rodent ulcer, Definition, 23
 — — of the uterus, 127
 ROSA ASTURICA, 164
 Roseola, 163
 Rupia, 169
 RUPTA EX FRACTURA VESICÆ, 204
 — SINE VULNERE VESICÆ, 202
 Rupture of artery, 63
 — — — Partial, 63
 — — abdominal muscles, with contusion, 201
 — — — viscera, with contusion, 201
 — of the bladder from distention, 115
 — — — with fracture of the pelvis, Note, 205
 — — — during parturition, 143
 — — — without wound, 203

RUP

- Rupture of the heart, Note, 61
 — — — from injury, without wound or fracture, 199
 — — — muscle, (159), 213
 — — — perineum during parturition, 143
 — — — Operation for, 229
 — — — sclerotic, with contusion of the eye, 193
 — — — spleen, (109), 201
 — — — tendon, (159), 213
 — — — trachea, 197
 — — — uterus during parturition, 143
 — — — vagina during parturition, 143
 — — — vein, (67), 193-209
Ruptured globe of the eye, see *Contusion with rupture of the sclerotic*, 193
 Rye, Ergot of, Poison, 181

- SABINA, Venenum, 178
 Saccular aneurism, 63
 Sacculated bladder, 115
Saint Vitus dance, see *Chorea*, 39
 SALES ALCALINI, Venena, 178
 Salivary calculus, 95
 — — Removal of, Operation, 223
 — — fistula, 95
 Salivary glands, Abscess of, 95
 — — Cancer of, (95), 19
 — — Diseases of, 95
 — — Inflammation of, 95
 — — Non-malignant tumours of, 95
 SALIVA FREQUENS, 94
 Salivation, 95
 — during pregnancy, 135
 Sanguineous apoplexy, 33
 — cyst, (23)
 — discharge during pregnancy, 137
 Sarcina ventriculi, Parasite, (234), 97
 Sarcoptes scabiei, Parasite, (234), 175
 Sausages, Poisoned, 185
 Savin, Poison, 179
 Scabies, 175
 Scalds, Note, (173), 189
 — of the eye, 195

SCR

- Scalds of the larynx, (197), 189
 Scalp, Wounds of, 191
 — — — bone exposed, 191
 — — — bone not exposed, 191
 Scanty menstruation, 133
 Scapula and arm, Amputation of, Operation, 221
 — Fracture of, 207
Scarlatina, see *Scarlet fever*, 3
 Scarlet fever, Note, 3
 — — Anginose, Definition, 3
 — — Malignant, Definition, 5
 — — Simple, Definition, 3
 Sciatica, 41
 SCILLA, Venenum, 180
 Scirrhus, Definition, 17
 — of the female breast, (147), 19
 — — uterus, (129), 19
 SCIRRHUS MAMMÆ FEMINÆ, (146), 18
Scleriosis, see *Xeroderma*, 169
 SCIRRHUS UTERI, (128), 18
Scleroderma, see *Xeroderma*, 169
 Sclerostoma duodenale, Parasite, (233), 101
 Sclerotic, Contused wound of the eye, with rupture of the, 193
 — Diseases of, 45
 — Wound of, 195
 Sclerotitis, 45
 SCORBUTUS, 26
 Scorpions, Wound poisoned by, 187
 Scriveners' palsy, (159), 39
 Scrofula, Definition, Note, (31), 25
 — with tubercle, (31), 25
 — without tubercle, (31), 25
 Scrofulous affections, Local, Note, 25
 — deposit in the eyeball, (49), 25
 — diathesis, Note, (25)
 — disease, (31), 25
 — — of bones, (153), 25
 — — — glands, (69), 25
 — — — joints, (153), 25
 — — of the skin, (173), 25
 — — — tonsils, (93), 25
 — hypertrophy of the lips, (81), 25
 — inflammation, (29), 25

EXPLANATIONS.—The names for common use are printed in **Egyptian type**, Latin names proper in **ROMAN SMALL CAPITALS**, and Synonyms, which are not to be employed in the registration of diseases, in *Italics*. The figures refer to the page where the disease is to be met with; the figures without brackets indicating where the disease should be registered; and the figures within brackets where the disease is entered for the sake of classification only, and not for registration.

SCR

- Scrofulous iritis, (45), 25
 — ophthalmia, (43), 25
 — suppuration of glands, (69), 25
 Scrotal hernia, 99
 Scrotum, Cancer of, (121), 19
 — Diseases of, 121
 — Elephantiasis of, 121
 — Epithelial cancer of, (121), 19
 — Fissure of, Malformation, (243), 121
 — Malformations of, (243), 121
 — Non-malignant tumours of, 121
 — Œdema of, 121
 — Prurigo of, (121), 165
 — Sloughing of, 121
 — Syphilis of, (121), 15
 — wound of, 203
 Scurvy, Definition, 27
 Sebaceous cyst of the nose, 55
 — tumour, (21)
 — — of the external meatus, 53
 — — of the skin, 173
 Secondary amputation, Operation, 223
 — pneumonia, Note, 75
 — syphilis, Definition, 15
 — — of the tongue, (91), 15
 Secretions, Morbid, Wounds poisoned by, 187
 SECTIO ABDOMINIS, Opus chirurgicum, 224
 — ADVERSUS FISTULAM IN ANO, 226
 — — HERNIAM, 224
 — — RHAGADAS IN ANO, 226
 — — STRICTURAM RECTI INTESTINI, 226
 — — ULCUS RECTI INTESTINI, 226
 — CÆSAREA, 226
 — PERINEI, 226
 — SPHINCTERIS ANI, 226
 SECTIONES, Opera chirurgica, 224
 Semi-confluent small pox, 3
 Seminal cyst, (23)
 SENECTUS, 176
 Separation of the epiphyses of the lower extremity, 209
 — — — upper extremity, 207
 SEPTA IMPERFECTA CORDIS, Deformitas ingenita, (238), 60
 SEPTUM NASI PERFORATUM, 54
 Septum of the nose, Abscess of the, 55
 — — — Non-malignant tumours of the, 57
 — — — Perforation of the, 55
 Sequelæ of iritis, 45
Serous cholera, see *Malignant cholera*, 7
 Serous cyst, (23)

SMA

- Serous exudation during pregnancy, 135
 Shaking palsy, 39
Shingles, see *Herpes zoster*, 167
 Short sight, 49
 Shoulder-joint, Amputation at, Operation, 221
 — Dislocation of, 207
 Sight, Long, 49
 — Short, 49
 — Various defects of, 49
 Silver, Poison, 179
 — stain, 179
 — — of the conjunctiva, (179), 43
 — — — skin, (173), 179
 Simple cholera, (101), 7
 — continued fever, Definition, 5
 — or barren cysts, (23)
 — cyst of the kidney, 113
 — enlargement of the liver, 105
 — erysipelas, 9
 — scarlet fever, Definition, 3
 Sinus of the female breast, 147
 Skin, Silver stain of, (173), 179
 — Diseases of, 163
 — Parasitic diseases of, 173
Skoliosis, see *Lateral curvature of the spine*, 157
 Skull, Fissure of, Malformation, 243
 — Fracture of the base of the, 191
 — — — vault of the, 191
 — — — — compound, with depression, 191
 — — — — without depression, 191
 — — — — simple, with depression, 191
 — — — — without depression, 191
 — Wound of, Note, 191
 Slough of the cellular tissue, 161
 Sloughing of the bladder, 115
 — — — from parturition, 145
 — — — cervix uteri from parturition, 145
 — — — perineum from parturition, 145
 — phagedæna, Definition, 9
 — of the pharynx, 93
 — — rectum from parturition, 145
 — — scrotum, 121
 — sore, Syphilitic, 15
 — sore throat, Note, 91
 — of the vagina from parturition, 145
 Small pox, Definition, 3
 — — Abortive, Definition, 3
 — — Confluent, Definition, 3
 — — Corymbose, Definition, 3
 — — Distinct, 3

SMA

- Small pox, Discrete*, see **Distinct S. P.**, 3
Small pox, Hæmorrhagic, Definition, 3
 — — **Modified**, Definition, 3
 — — **Petechial**, 3
 — — **Semi-confluent**, 3
 — — **Unmodified**, 3
Smell, Loss or perversion of the sense of, 57
Snakes, Wounds poisoned by, 187
Soda, Poison, 179
Soft cancer, see **Medullary cancer**, Definition, 17
Soft cataract, 47
 — **chancre**, 15
Softening, Atrophic, of the brain, see **White softening of**, 35
Softening, Red, of the brain, 33
 — **White**, of the brain, Note, 35
 — — — **spinal cord**, 37
 — **Yellow**, of the brain, 33
SOLIS ICTUS, 32
Solution of the lens, Operation, 215
SOLUTIO LENTIS, Opus chirurgicum, 214
SORDIUM COITUS IN AURIBUS, 52
Sore, Phagedænic, Syphilitic, 15
 — **Sloughing, Syphilitic**, 15
 — **throat**, 91
Sore throat, Putrid, see **Sloughing S. T.**, 91
Sore throat, Sloughing, Note, 91
Spanish fly, Poison, 185
Spasm of the bladder, 117
 — — **glottis**, 73
Spasm of the glottis, see **Laryngismus stridulus**, (73), 39
Spasm of muscle, (159), 39
 — **of the sphincter ani**, 103
Spasmodic croup, see **Laryngismus stridulus**, (73), 39
Spasmodic cholera, see **Malignant cholera**, (101), 7
SPASMUS MUSCULORUM, (158), 38
 — **ANI**, 102
 — **GLOTTIDIS**, 72
Spasmus glottidis, vide **LARYNGISMUS STRIDULUS**, (72), 38

SPI

- SPASMUS VESICÆ**, 116
Specific diseases affecting the teeth, 85
Spermatic cord, Abscess of, 119
 — — **Diseases of**, 121
 — — **Hydrocele of**, 121
 — — — **Diffused**, 123
 — — — **Encysted**, 123
 — — **Neuralgia of**, 123
 — — **Non-malignant tumours of**, 123
Spermatorrhœa, 125
SPHACELUS CERVICIS UTERI IN PUERPERIS, 144
 — **MEMBRANÆ CELLULOSÆ**, 160
 — **PERINEI IN PUERPERIS**, 144
 — **PHARYNGIS**, 92
 — **RECTI INTESTINI IN PUERPERIS**, 144
 — **SCROTI**, 120
 — **VESICÆ**, 114
 — — **IN PUERPERIS**, 144
 — **VAGINÆ IN PUERPERIS**, 144
Sphincter ani, Spasm of, 103
 — — **Incision of**, Operation, 227
SPHINCTERIS ANI SECTIO, Opus chirurgicum, 226
Spina bifida, (243, 157), 37
 — — **Paracentesis of**, Operation, 229
SPINA FRACTA ET LOCO MOTA, 200
Spinal apoplexy, see **Spinal hæmorrhage**, 37
Spinal column, Fissure of, see **Spina bifida**, Malformation, (243), 37
Spinal cord, absent or imperfect, 37
 — — **Atrophy of**, 37
 — — **White softening of**, 37
Spinal cord and its membranes, Cancer of, (37), 19
 — — — **Diseases of**, 35
 — — — **Fissure of**, (243), 37
 — — — **Hæmorrhage of**, 37
 — — — **Inflammation of**, Note, 35
 — — — **Injuries of**, 201
 — — — **Malformations of**, (237, 243), 37
 — — — **Meningitis of**, 35
 — — — **Non-malignant tumours of**, 37
Spinal meningitis, Definition, 35
Spine, Abscesses of, 157
 — **Angular deformity of**, 157

EXPLANATIONS.—The names for common use are printed in **Egyptian type**, Latin names proper in **ROMAN SMALL CAPITALS**, and Synonyms, which are not to be employed in the registration of diseases, in *Italics*. The figures refer to the page where the disease is to be met with; the figures without brackets indicating where the disease should be registered; and the figures within brackets where the disease is entered for the sake of classification only, and not for registration.

SPI

- Spine, Ankylosis of, 157
 — Anterior curvature of, 157
 — Cancer of, (157), 19
 — Caries of, 155
 — Chronic osteo-arthritis of, (157), 13
 — Curvature of, Anterior, 157
 — — — Lateral, 157
 — — — Rickety, (157), 19
 — Deformity of, from malformation, (243), 157
 — Diseases of, 155
 — Fracture and dislocation of, Note, 201
 — Lateral curvature of, 157
 — Malformations of, (243), 157
 — Necrosis of, 155
 — Non-malignant tumours of, 157
 — Osteo-arthritis, Chronic, of, (157), 13
 — Parasitic disease of, 157
 — Psoas, lumbar and other abscesses of, 157
 — Spontaneous fracture of the odontoid process of, 155
 — Ulceration of ligaments and cartilages of, 157
 Spleen, Abscess of, 107
Spleen, Amyloid disease of, see Lardaceous S., 107
 Spleen, Cancer of, (109), 19
 — Colloid of, (109), 19
 — Congestion of, 107
 — Diseases of, 107
 — Fibrinous deposit in, 107
 — Hypertrophy of, 107
 — Lardaceous, 107
 — Parasitic disease of, 109
 — Pyæmic inflammation and abscess of, 107
 — Rupture of, (109), 201
 — Tubercle of, (109), 25
Spleen, Waxy, see Lardaceous S., 107
 Splenitis, 107
 Spontaneous aneurismal varix, 63
 — fracture, Note, 151
 — — of the spine, 155
 — varicose aneurism, 65
 Sprain of the back, 201
 — — lower extremity, 209
 — — upper extremity, 205
 Spurious pains and cramp during pregnancy, 137
 Squill, Poison, 181
 Stain, Metallic, of the conjunctiva, 43
 — — — — from lead, (177), 43

STR

- Stain, Metallic, of the conjunctiva, from nitrate of silver, (179), 43
 — of skin, from silver, (173), 179
 Staphyloma of the cornea, 45
 — — sclerotic, 45
 — Operation for, 217
Starvation, see Privation, 189
 Steorrhœa, 169
 Steatoma, 173
 Steel filings, Poison, 187
 Sterelmintha, Parasites, 233
 Sterno-clavicular joint, Dislocation of, 205
 Sternum, Fracture of, 199
 — Fissure of, Malformation, 241
 Stiff-neck, 13
 Still-born, (147, 245), 177
 Stinging insects, Death caused by, 187
 — — Irritation caused by, 175
 — — Wounds poisoned by, 175, 187
 — plants, Irritation caused by, 175
 Stomach, Cancer of, (97), 19
 — Chronic ulcer of, 97
 — Colloid of, (97), 19
 — Dilatation of, 97
 — Diseases of, 95
 — Foreign bodies in, (97), 203
 — Hernia of, 97
 — Injuries of, (97), 201
 — Laceration of, Spontaneous, 97
 — Non-malignant tumours of, 97
 — Parasitic disease of, 97
 — Perforation of, Note, 97
 — Stricture of, 97
 — Ulcer of, Chronic, 97
 Stomatitis, 81
Stomatitis, Gangrenous, see Cancrum oris, 81
 Stomatitis, Ulcerative, 81
Stomatitis, vesicular, see Thrush, 81
 STOMATITIS EXULCERANS, 80
Stomatitis vesiculosa, vide APHTHÆ, 80
 Strabismus, 51
 — Operation for, 215
 Stramonium, Poison, 181
 Strangling, Asphyxia from, 189
 Strangulated hernia, 99
 — — Incision for, Operation, 225
 STRANGULATIO INTERNA INTESTINORUM, 98
 Strangulation, Internal, of intestines, 99
 STRANGULATORUM, ASPHYXIA, 188
 STREMA A TERGO, 200
 — IN MEMBRIS INFERIORIBUS, 208
 — — — SUPERIORIBUS, 204

STR

- STRICTURA CANALIS UTERI, 128
 — FAUCIUM, 92
 — INTESTINORUM, 98
 — ITINERIS URINÆ VIRILIS, 118
 — ŒSOPHAGI, 94
 — ORIS UTERI, 126
 — RECTI INTESTINI ET ANI, 102
 — TUBI FALLOPIANI, 126
 — VENTRICULI, 96
 Stricture of the canal of the uterus, 129
 — — Fallopian tube, 127
 — — fauces, 93
 — — intestines, 99
 — — œsophagus, 95
 — — orifice of the uterus, 127
 — — rectum and anus, 103
 — — — Operation for, 227
 — — stomach, 97
 — — urethra, male, 119
 — — — Inflammatory, 119
 — — — Organic, 119
 — — — Spasmodic, 119
 — — — Traumatic, 119
 — — — Operation for sudden dilatation of, 227
 Strongylus bronchialis, Parasite, (232), 75
 Strophulus, Note, 165
 STRUMA, (30), 24
 — ARTICULARIS, (152), 24
 — CUM TUBERCULIS, (30), 24
 — CUTIS, (173), 24
 — INTERIOR OCULI, (48), 24
 — OSSIIUM, (152), 24
 — SINE TUBERCULIS, (30), 24
 Strumous ophthalmia, see Scrofulous O., (43), 25
 Stump, Irritable, 223
 Strychnia, Poison, 183
 Subacute rheumatism, 11
 Subcutaneous injection, Poisoned wound, Note, 187
 Sudamina, Note, 167
 Sudden death after delivery, 147
 SUFFUSIO, 46
 — — EX VULNERE, 46

SYN

- SUFFUSIO INGENITA, (244), 46
 — SANGUINIS, (28)
 — URINÆ, 118
 Sulphuretted hydrogen, Poison, 185
 Sulphuric acid, Poison, 179
 Sun-stroke, 33
 Supernumerary fingers and toes, Malformation, 243
 — cavities of the heart, Malformation, (243), 61
 — valves of the heart, Malformation, (243), 59
 SUPERANTIA NUMERO CAVA CORDIS, Deformitas ingenita, (242), 60
 SUPERANTES NUMERO VALVÆ CORDIS, Deformitas ingenita, (242), 58
 SUPERANTES NUMERO DIGITI, Def. ingenita, 242
 Suppression of urine, 113
 Suppurating cyst, (23)
 SUPPURATIO GLANDULARUM, 66
 — VASORUM LYMPHIFERORUM, 66
 — VESICÆ, 114
 Suppurating bubo, Syphilitic, (69), 15
 — cyst, (23)
 Suppuration of the bladder, 115
 — of glands, 67
 — — hernial sac, 101
 — Keratitis with, 45
 — of lymphatics, 67
 Suppurative inflammation, (29)
 — nephritis, Definition, 111
 — pericarditis, Definition, 57
 — peritonitis, 109
 — phlebitis, 65
 Supra-renal capsule, Cancer of, (71), 19
 — — Diseases of, 71
 — — Tubercular degeneration of, (71), 25
 SURDITAS, (244), 54
 SURGICAL OPERATIONS, 215
 Sycosis, Note, 169
 Symblepharon, Malformation, (237), 51
 — Operation for, 215
 Synchysis, 47
 Syncope, (39), 61

EXPLANATIONS.—The names for common use are printed in **Egyptian type**, Latin names proper in **ROMAN SMALL CAPITALS**, and Synonyms, which are not to be employed in the registration of diseases, in *Italics*. The figures refer to the page where the disease is to be met with; the figures without brackets indicating where the disease should be registered; and the figures within brackets where the disease is entered for the sake of classification only, and not for registration.

SYN

- Syncope consequent on pregnancy, 135
 Synovial cyst, (23)
 — membrane, Pulpy degeneration of, 153
 — rheumatism, Definition, (155), 13
 Synovitis, Acute, 153
 — Chronic, 153
 — Gouty, Definition, (155), 13
 SYNOVIALIS INFLAMMATIO ACUTA, 152
 — — LONGA, 152
 — — PODAGRICA, (154), 12
 Syphilis, Definition, 13
 — Hereditary, Definition, 15
 — manifested at birth, (245), 15
 — of the penis, (121), 15
 — Primary, Definition, 13
 — of the rectum, (103), 15
 — — scrotum, (121), 15
 — Secondary, Definition, 15
 — Tertiary, Definition, 15
 — of the tongue, (91), 15
 — — vulva, (131), 15
 Syphilitic bubo, (69), 15
 — laryngitis, Note, (73), 15
 — iritis, (45), 15
 — affections, Local, 15
 — — of the fauces, (93), 15
 — — — larynx, Note, (73), 15
 — — — pharynx, (93), 15
 — — — tonsils, (93), 15
 — deposit of the liver, (105), 15
 — — — lung, (77), 15
 — — — muscle, (157), 15
 — disease, (31), 15
 — — of bones, (153), 15
 — — — brain, (35), 15
 — — — testicle, (123), 15
 — inflammation, (29), 13, 15
 — — of glands, (69), 15
 — necrosis of the cartilages of the larynx,
 Note, (73), 15
 — — — trachea, Note, (75), 15
 — ulcer of the larynx, Note, (73), 15
 — — — lips, (81), 15
 SYPHILIS COLIS, (120), 14
 — INGENITA, (244), 14
 — INVETERATA, 14
 — PRIMIGENIA, 12
 — — LINGUÆ, (90), 14
 — RECTI INTESTINI, (102), 14
 — SECUNDARIA, 14
 — — LINGUÆ, (90), 14

TES

- SYPHILIS SCROTI, (120), 14
 — VULVÆ, (130), 14
 Syreniform fœtus, Malformation, 243
 TABACUM, Venenum, 182
Tabes dorsalis, see Spinal Atrophy, 37
Tabes mesenterica, (109), 25
 Tænia, Parasite (the varieties are given at p.
 233), 101
 Talipes calcaneus, 159
 — calcaneo-varus, 159
 — equinus, 159
 — equino-valgus, 159
 — valgus, 159
 — varus, 159
 Tarsal bones, Dislocation of, 211
 — ophthalmia, 51
 Tartaric acid, Poison, 179
 TAXUS BACCATA, Venenum, 182
 Teeth, Dilaceration of, 89
 — Diseases of, 83
 — Dislocation of, 89
 — Fracture of, 89
 — Friction of, 89
 — Irregularity in form of, 87
 — — — number of, 87
 — — — position of, 87
 — — — time of eruption of, 87
 — Mechanical injuries of, Note, (193), 89
 Teething, Note, 83
 TENDO ADHÆRENS, 158
 Tendons, Adhesion of, 159
 — Cancer of, (159), 19
 — Contraction of, 159
 — Diseases of, 159
 — Inflammation of, 159
 — Non-malignant tumours of, 159
 — Rupture of, (159), 213
 TENONTOTOMIA, Opus chirurgicum, 226
 Tenotomy, Operation, 227
 Tertian ague, 7
 Tertiary Syphilis, Definition, 15
 Testicle absent, Malformation, (241), 123
 — Abscess of, 123
 — Atrophy of, 123
 — Cancer of, (123), 19
 — Cystic disease of, 123
 — Diseases of, 123
 — Fœtal remains in, Malformation, (245), 123
 — Injuries of, (123), 203

TES

- Testicle, Malformations of, (241, 245), 123
 — Malposition of, (245), 123
 — Neuralgia of, 125
 — Non-malignant tumours of, 123
 — Protrusion of the tubuli of, 123
 — — — — Operation for, 229
 — retained in the abdomen, Malformation, (245), 123
 — — — inguinal canal, (245), 123
 — Syphilitic disease of, (123), 15
 — Tubercle of, (123), 25
 TESTICULUS IN FORAMINE INGUINALI RETENTUS, Deformitas ingenita, (244), 122
 — IN VENTRE RETENTUS, Deformitas ingenita, (244), 122
 Testis, *Fungus*, see Protrusion of the Tubuli of the Testicle, 123
 — *Hernia*, see Protrusion of the Tubuli of the Testicle, 123
 Tetanus, 39
 Tetrastoma renale, Parasite, (233), 113
 Thecal abscess, (159), 171
 Thickening of the capsule of Glisson, 105
 — — pleura, see Adhesions of, 79
 Thigh, Amputation of, Operation, 221
 Thoracic duct, Obstruction of, Note, 67
 — paracentesis, 229
 Thorn-apple, Poison, 181
 Throat, Cut-, 197
 Throat, *Putrid sore*, see Sloughing S. T., 91
 Throat, Relaxed, 91
 — Sloughing sore, Note, 91
 — Sore, 91
 — Ulcerated, 91
 Thrombosis of arteries, 63
 — of the cerebral arteries, 35
 — — pulmonary artery as a cause of sudden death after delivery, 147
 THROMBOSIS ARTERIARUM, 62
 — — CEREBRI, 34
 — IN PUERPERIS, 146
 Thrush, 81
 — fungus, (234), 81
 — Parasitic, 81

TOO

- Thumb, Dislocation of, 207
 Thymus gland, Cancer of, (71), 19
 — — Diseases of, (79), 71
 — — Hypertrophy of, 71
 — — Non-malignant tumours of, 71
 Thyroid gland, Cancer of, (69), 19
 — — Cyst of, 69
 — — Diseases of, 69
 — — Inflammation of, 69
 Tibia, Fracture of, 209
Tic douloureux, see Facial neuralgia, 39
 Tinea decalvans (Parasite, *Microsporon Audouini*, 235), 173
 — favosa (Parasite, *Achorion Schœnleinii*, 235), 173
 — Polonica (Parasite, *Trichoptryton sporuloides*, 235), 175
 — tonsurans (Parasite, *Achorion Lebertii*, 235), 173
 — versicolor (Parasite, *Microsporon furfur*, 235), 175
 Tobacco, Poison, 183
 Toes, Amputation of, 221
 — Conjoined, Malformation, 243
 — deficient in number, Malformation, 237
 — Supernumerary, Malformation, 243
 Tongue, Abscess of, 91
 — Aphthous ulcer of, 91
 — Cancer of, (91), 19
 — Diseases of, 89
 — Hypertrophy of, 91
 — Paralysis of, (91), 37
 — Syphilis of, Primary, (91), 15
 — — Secondary, (91), 15
 — -tie, 91
 — Ulcer of, 91
 — Vascular tumour of, 91
 TONSILLÆ INTUMESCENTES, 90
 Tonsillitis, 91
 Tonsils, Cancer of, (91), 19
 — Enlarged, 91
 — Scrofulous disease of, (93), 15
 — Syphilitic affection of, 93
Tooth rash, see *Strophulus*, 165

EXPLANATIONS.—The names for common use are printed in **Egyptian type**, Latin names proper in **ROMAN SMALL CAPITALS**, and Synonyms, which are not to be employed in the registration of diseases, in *Italics*. The figures refer to the page where the disease is to be met with; the figures without brackets indicating where the disease should be registered; and the figures within brackets where the disease is entered for the sake of classification only, and not for registration.

TOR

- Torula cerevisiæ*, Parasite, (234), 97
Trachea, Necrosis of the cartilages of, Note, 75
 — — — — Phthisical, Note, (75), 25
 — — — — Syphilitic, Note, (75), 15
Trachea and bronchi, Cancer of, (75), 19
 — — — — Contraction of, 75
 — — — — Diseases of, 73
 — — — — Dilatation of, 75
 — — — — Foreign bodies in, (73), 197
 — — — — Malformations of, (239), 75
 — — — — Non-malignant tumours of, 75
 — — — — Parasitic disease of, 75
 — — — — Rupture of, 197
 — — — — Tubercle of, (75), 25
 — — — — Ulcer of, 75
TRACHEA RUPTA, 196
TRACHEOTOMIA, *Opus chirurgicum*, 224
Tracheotomy, Operation, 225
 — for removal of foreign bodies from wind-pipe, 225
Transfusion, Operation, 231
TRANSFUSIO, *Opus Chirurgicum*, 230
TRANSITUS PER DUCTUS CALCULORUM FELLEORUM, 106
Transplantation of the ovary, 125
Transposition of viscera, Malformation, 245
Traumatic aneurism, 63
 — aneurismal varix, 63
 — cataract, 47
 — iritis, 45
 — varicose aneurism, 65
TREMOR EX HYDRARGYRO, (38), 176
Tremor, Mercurial, (39), 177
Trephining, for excision of bone from the head, Operation, 221
Trichiasis, 51
 — Operation for, 215
Trichina spiralis, Parasite, (232), 159
Trichinosis, 159
Trichocephalus dispar, Parasite, (232), 101
Trichophyton sporuloides, Parasite, (235), 175
Trichophyton tonsurans, see *Achorion Lebertii*, Parasite, (235), 173
Tricuspid valve, Disease of, 59
Triple phosphate calculus, 115
Trochanter major, Fracture of, 209
True leprosy, (171), 23
Trunk, Excision of bones from the, 221
TUBER VERRUCOSUM LARYNGIS, 72

TUM

- Tuberele*, 25
 — of the brain, Miliary or granular, (35), 25
 — — — Yellow, (35), 25
 — — bronchi, (75), 25
 — — bronchial glands, (69, 79), 25
 — — Fallopian tube, (127), 25
 — — kidney, (113), 25
 — — liver, (105), 25
 — — mesenteric glands, (109), 25
 — — miliary or granular, of the brain, (35), 25
 — — ovary, (125), 25
 — — prostate gland, (117), 25
 — — spleen, (109), 25
 — — testicle, (123), 25
 — — trachea and bronchi, (75), 25
 — — uterus, (129), 25
TUBERCULA DEPOSITA IN CEREBRO, (34), 24
 — — — — FLAVA, (34), 24
 — — — — MILIARIA SIVE GRANULOSA, (34), 24
 — GLANDULÆ PROSTATE, (116), 24
 — GLANDULARUM BRONCHIALIUM, (68, 78), 24
 — — MESENTERII, (108), 24
 — JECINORIS, (104), 24
 — LIENIS, (108), 24
 — MILIARIA ACUTA PULMONIS, (76), 24
 — OVARII, (124), 24
 — RENUM, (112), 24
 — TESTICULI, (122), 24
 — TRACHEÆ ET BRONCHIORUM, (74), 24
 — TUBI FALLOPIANI, (126), 24
 — UTERI, (128), 24
Tubercular degeneration of the supra-renal capsules, (71), 25
 — deposit of the brain, (35), 25
 — meningitis, (33), 25
 — pericarditis, (57), 25
 — peritonitis, (109), 25
 — pleurisy, (79), 25
Tuberculosis, Acute miliary, of lung, (77), 25
Tubuli of the testicle, Protrusion of the, 123
TUBUS FALLOPIANUS LOCO MOTUS, 126
Tumor adenoides mammæ femineæ, vide *T. MAMMARUM LONGUS*, 148
TUMOR ADIPOSUS, (20), 170
 — — CUTIS, 170
 — — CONJUNCTIVÆ, 42
 — — MAMMÆ FEMINEÆ, 148
Tumor alveolaris, glutinosus, collodes ovarii, vide *TUMOR CYSTICUS MULTIPLEX O.*, 124

TUM

- TUMOR BYRSÆ, 160
 — CARTILAGINOSUS, (20)
 — — GINGIVARUM, 84
 — — MAMMÆ FÆMINEÆ, 148
 — — MAXILLARUM, 82
 — — OSSIUM, 152
 — CHELOIDES, (20), 172
 — CYSTICUS MULTIPLEX, (22)
 — — — MAMMÆ FÆMINEÆ, 148
 — — — OVARI, 124
 — FIBROADIPOSUS, (18)
 — FIBROCALCAREUS, (18)
 — FIBROCARILAGINOSUS, (20)
 — FIBROCELLULOSUS, (18)
 — — CUTIS, 170
 — — FAUCIUM ET PALATI, 92
 — FIBROCYSTICUS, (18)
 — — OSSIUM, 152
 — — FAUCIUM ET PALATI, 92
 — FIBROMUSCULOSUS, (18)
 — FIBRNUCLEOSUS, (18)
 — FIBROPLASTICUS, (20)
 — — MAMMÆ FÆMINEÆ, 148
 — FIBROSUS, (18)
 — — CEREBRI, 34
 — — MAMMÆ FÆMINEÆ, 148
 — — MAXILLARUM, 82
 — — OSSIUM, 152
 — — OVARI, 124
 — — REPETENS, (20)
 — — VESICÆ, 114
 — — UTERI, 128
 — GLANDULOSUS, (20)
 — MAMMARUM LONGUS, 148
 — MYELODES, (20)
 — — MAXILLARUM, 82
 — — OSSIUM, 152
 — OSSEUS, (20)
 — — CANCELLATUS OSSIUM, (20), 152
 — — CEREBRI, 34
 — — DIFFUSUS OSSIUM, (20), 152
 — — Eburneus ossium, (20), 152
 — — MAMMÆ FÆMINEÆ, 148
 — — MAXILLARUM, 82

TUM

- TUMOR OSSEUS OSSIUM, 152
 — SEBACEUS, (20), 172
 — — FORAMINIS AURIS, 52
 — SPONGIOSUS MUSCULORUM, 158
 — SUBCUTANEUS DOLENS, (18)
Tumor subcutaneus dolens mammæ fæminæ,
vide Tumor fibrosus m. f., 148
 TUMOR VASCULOSUS, (20)
 — — GINGIVARUM, 84
 — — LINGUÆ, 90
 — — MAMMÆ FÆMINEÆ, 148
 — — MAXILLARUM, 82
 — — URINÆ ITINERIS FÆMINEI, 130
 — VERRUCOSUS, (20)
 — VILLOSUS, (20)
 — — VESICÆ, 114
 TUMORES NON-MALIGNI; CYSTES NON-MALIGNÆ,
 (18, 30)
 TUMORES NON-MALIGNI ARTICULORUM, 154
 — — AURICULÆ, 52
 — — CEREBRI, 34
 — — COLIS, 120
 — — CONJUNCTIVÆ, 42
 — — CUTIS, 170
 — — FAUCIUM ET PALATI, 92
 — — FUNICULI SEMINALIS, 122
 — — GINGIVARUM, 84
 — — GLANDULÆ PROSTATÆ, 116
 — — — THYMI, 70
 — — GLANDULARUM BRONCHIALIUM, (68), 78
 — — — MESENTERII, 108
 — — — SALIVOSARUM, 94
 — — INTESTINORUM, 100
 — — JECINORIS, 104
 — — LINGUÆ, 90
 — — MAMMÆ FÆMINEÆ, 148
 — — MAMMILLÆ VIRILIS, 150
 — — MAXILLARUM, 82
 — — LARYNGIS, 72
 — — MEDIASTINI, 78
 — — MEDULLÆ IN SPINA, 36
 — — MEMBRANÆ CELLULOSE, 160
 — — MUSCULORUM, 158
 — — NERVORUM, 36

EXPLANATIONS.—The names for common use are printed in **Egyptian type**, Latin names proper in ROMAN SMALL CAPITALS, and Synonyms, which are not to be employed in the registration of diseases, in *Italics*. The figures refer to the page where the disease is to be met with; the figures without brackets indicating where the disease should be registered; and the figures within brackets where the disease is entered for the sake of classification only, and not for registration.

TUM

- TUMORES NON-MALIGNI OSSIUM, 152
 — — OVARII, 124
 — — PARTIUM INTRA ORBITAS SITARUM, 50
 — — PLEURÆ, 78
 — — RENUM, 112
 — — RECTI INTESTINI, 102
 — — SCROTI, 120
 — — SEPTI NASI, 56
 — — SPINÆ, 156
 — — TENDINUM, 158
 — — TESTICULI, 122
 — — TONSILLARUM, 92
 — — TRACHEÆ ET BRONCHIORUM, 74
 — — VENTRICULI, 96
 — — VESICÆ, 114
Tumour, Adenoid, of the female breast, see
 Chronic mammary tumour, 149
Tumour, Bursal, Definition, 161
 — Cartilaginous, (21)
 — — of the antrum, 83
 — — — bone, 153
 — — — breast, female, 149
 — — — gums, 85
 — — — jaws, 83
 — Chronic mammary, 149
 — Complex cystic, (23)
 — — of the breast, female, 149
 — — — ovary, 125
 — Erectile, of muscles, 159
 — Fatty, Definition, (21)
 — — of the conjunctiva, 43
 — — — breast, female, 149
 — — — skin, 171
 — Fibro-calcareous, Definition, (19)
 — Fibro-cartilaginous, (21)
 — Fibro-cellular, Definition, (19)
 — — — of the fauces, 93
 — — — — palate, 93
 — — — — skin, 171
 — Fibro-cystic, Definition, (19)
 — — — of bone, 153
 — — — — fauces, 93
 — — — — palate, 93
 — Fibro-fatty, Definition, (19)
 — Fibro-muscular, Definition, (19)
 — Fibro-nucleated, Definition, (19)
 — Fibro-plastic, Definition, (21)
 — — — of the breast, female, 149
 — Fibrous, Definition, (19)
 — — of the antrum, 83
 — — — bladder, 115

TUN

- Tumour, Fibrous, of the brain, 35**
 — — — bone, 153
 — — — breast, female, 149
 — — — jaws, 83
 — — — ovary, 125
 — — — uterus, 129
 — Glandular, Definition, (21)
 — Ivory of bone, (21), 153
Tumour, Molluscous, of the external meatus,
see Sebaceous T. of, 53
Tumour, Myeloid, Definition, (21)
 — — of the antrum, 83
 — — — bone, 153
 — — — jaws, 83
 — Osseous, (21)
 — — — antrum, 83
 — — — bone, (21), 153
 — — — — Cancellated, (21), 153
 — — — — Diffused, (21), 153
 — — — — Ivory, (21), 153
 — — — brain, 35
 — — — breast, female, 149
 — — — jaws, 83
 — Recurrent fibroid, Definition, (21)
 — Painful subcutaneous, Definition, (19)
Tumour, Painful subcutaneous, of the breast,
female, see Fibrous tumour of, 149
Tumour, Sebaceous, (21)
 — — of the External meatus, 53
 — — — skin, 173
 — Vascular, (21)
 — — of the antrum, 83
 — — — breast, female, 149
 — — — gums, 85
 — — — jaws, 83
 — — at the meatus urinarius, 131
 — — of the tongue, 91
 — Villous, (21)
 — — of the bladder, 115
 — Warty, (21)
 — — of the Eyelids, Operation for, 215
Tumours, Fluid, Paracentesis of, Operation,
231
Tumours, Non-malignant. (For their clas-
 sification and local distribution, see **Non-**
malignant tumours), (19, 31)
Tumours, Removal of, 223
Tunica vaginalis, Diseases of, 123
 — — Hydrocele of, 123
 — — — Congenital, 123
 — — — Encysted, 123

TUN

- Tunica vaginalis, Hydrocele of, Infantile, 123
 — — Inflammation of, 123
 — — Loose bodies in, 123
 Tympani, Membrana, Diseases of, 53
 — — Inflammation of, 53
 — — Injuries of, (53), 193
 — — Perforation of, 53
 — — Ulceration of, 53
 Tympanum, Diseases of, 53
 — — of the mucous membrane of the, 53
 — — — ossicles of the, 53
 Tympanites, 99
 Typhlitis, 97
Typhoid fever, see Enteric fever, Definition, 5
 Typhus, 4
 Typhus fever, Definition, 5

- Ulcer, Aphthous, of the tongue, 91
 — of the bronchi, 75
 — — cornea, 45
 — — hepatic ducts and gall bladder, 107
 — — larynx, Note, 73
 — — — Phthisical, Note, (73), 25
 — — — Syphilitic, Note, (73), 15
 — — lips, 81
 — — — Syphilitic, (81), 15
 — — pharynx, 93
 — — — Perforating, 93
 — — — Superficial, 93
 — Rodent, Definition, 23
 — — of the uterus, 127
 — of the skin, 171
 — — stomach, Chronic, 97
 — Syphilitic, of the lips, (81), 15
 — of the tongue, 91
 — — — Aphthous, 91
 — of the trachea, 75
 — — urethra, male, 119
 — — uterus, 127
 — — — Rodent, 127
 Ulcerated nipple, 147
 — throat, 91
 Ulceration of the anus, 101

UPA

- Ulceration of the bladder, 113
 — — cartilage, 155
 — — dental pulp, 83
 — — epiglottis, 71
 — — gums, 85
 — — intestines, 97
 — — ligaments and cartilages of the spine, 155
 — — membrana tympani, 53
 — — œsophagus, 95
 — — pituitary membrane, 55
 — — prostate gland, 117
 — — rectum, 101
 Ulcerative inflammation, (29)
 — stomatitis, 81
 ULCUS APHTHOIDES LINGUÆ, 90
 — CORNEÆ, 44
 — CUTIS, 170
 — DUCTUUM JECINORIS ET VESICULÆ FELLIS, 106
 — ERODENS, 22
 — — UTERI, 126
 — ITINERIS URINÆ VIRILIS, 118
 — LABRORUM, 80
 — — SYPHILITICUM, (80), 14
 — LARYNGIS, 72
 — — EX PHTHISI, (72), 24
 — — EX SYPHILIDE, (72), 14
 — LINGUÆ, 90
 — LONGUM VENTRICULI, 96
 — PHARYNGIS, 92
 — TRACHEÆ ET BRONCHIORUM, 74
 — UTERI, 126
 — VENEREUM DURUM, 12
 — — MOLLE, 14
 — — PHAGEDÆNICUM, 14
 — — PUTRE, 14
 UNGUIS OCULI, 42
 UNGUIS INVOLUTUS, 172
 Umbilical hernia, 99
 — — Congenital, (245), 99
 Unmodified Small-pox, 3
 UNOCULUS, Deformitas ingenua, (242), 48
 Upas antiar, Poison, 183
 — tieute, Poison, 183

EXPLANATIONS.—The names for common use are printed in **Egyptian type**, Latin name proper in **ROMAN SMALL CAPITALS**, and Synonyms, which are not to be employed in the registration of diseases, in *Italics*. The figures refer to the page where the disease is to be met with; the figures without brackets indicating where the disease should be registered; and the figures within brackets where the disease is entered for the sake of classification only, and not for registration.

UPA

- UPAS ANTIARICUM, Venenum, 182
 — TIEUTICUM, Venenum, 182
 Upper extremity absent, Malformation, 237
 — — Contusion of, 205
 — — Dislocation of, 207
 — — Excision of bones from, Operation, 221
 — — False joint of, 207
 — — Foreign bodies embedded in, 205
 — — Fracture of, 205
 — — — Greenstick, 205
 — — — Ununited, 207
 — — Injuries of, 205
 — — — vessels of, 205
 — — Malformations of, 237, 243
 — — Separation of the epiphysis of, 205
 — — Sprain of, 205
 — — Wound of, 205
 — — — of joint of, 205
 Urachus patent, Malformation, 241
 — persistent, Malformation, 241
 URACHUS PATENS, Deformitas ingenua, 240
 — PERSTANS, Deformitas ingenua, 240
 URALIA, Venenum, (186), 180
 Urate of ammonia calculus, 115
 Ureters absent or impervious, Malformation, (241), 113
 — Calculus in, 113
 URETERES AUT NULLI AUT IMPERVI, 240
 Uric acid calculus, 115
 — oxide calculus, 115
 Urethra, male, Calculus impacted in, 119
 — — Diseases of, 119
 — — Fissure of, Malformation, (243), 119
 — — — Epispadic, (243), 119
 — — — Hypospadic, (243), 119
 — — Foreign bodies in, (205), 119
 — — Malformations of, (243), 119
 — — Rupture of, with fractured pelvis, 205
 — — Stricture of, 119
 — — — Inflammatory, 119
 — — — Organic, 119
 — — — Spasmodic, 119
 — — — Traumatic, 119
 — — Operation for sudden dilatation of, 227
 — — Ulcer of, 119
 — — Urinary abscess of, 119
 — — — fistula of, 119
 — Female, Dilatation of, Operation, 225
 Urethritis, 119
 URETHROTOMIA INTERIOR, Opus chirurgicum, 226
 — — DILATATIO PROMPTA STRICTURÆ, 226

UTE

- Urethrotomy, Internal, Operation, 227
 — — Sudden dilatation of stricture, 227
 URINA FREQUENS, 112
 — SUPPRESSA, 112
 Urinary abscess, 119
 — bladder, Diseases of (for their subdivision, see Bladder, Urinary), 113
 — cyst of the kidney from injury, 113
 — fistula, 119
 — System, Diseases of the, 111
 — — Disorders of the, from pregnancy, 137
 — — Malformations of the, (241, 243), 113, 115, 119
 Urine, Extravasation of, 119
 — Incontinence of, 117
 — — from pregnancy, 137
 — Retention of, 117
 — — from pregnancy, 137
 — Suppression of, 113
 Urosteolith, 115
 Urticaria, 163
 Uteri, Cervix, Cancer of, as an obstacle to parturition, 139
 — — Elongation of, 129
 — — Sloughing of, consequent on parturition, 145
 — — Os, Occlusion of, as an obstacle to parturition, 139
 — — Rigidity of, as an obstacle to parturition, 139
 UTERI PROCIDENTIA, 128
 Utero-vesical fistula, (115, 145), 127
 — — consequent on parturition, (145)
 — — Operation for, 229
 Uterus, Abrasion of the cervix of, 127
 — Abscess of, 127
 — absent, Malformation, (241), 129
 — Ante flexion of, 129
 — Anteversion of, 129
 — — Extreme, as an obstacle to parturition, 141
 — Atony of, during parturition, 139
 — — causing retention of the placenta, 143
 — Atrophy of, 129
 — Cancer of, (129), 19
 — — Epithelial, (129), 19
 — — Medullary, (129), 19
 — Catarrh of, 127
 — Discharge of watery fluid from the pregnant, 137
 — Diseases of, 127

UTE

- Uterus, Displacements of, 129
 — of the pregnant, 137
 — Distortions of, 129
 — Double, Malformation, (243), 129
 — Elongation of the cervix of the, 129
 — Epithelial cancer of, (129), 19
 — Fibrous tumour of, 129
 — Functional diseases of, 133
 — Granular inflammation of cervix of, 127
 — Hæmorrhage from the, 133
 — — pregnant, 137
 — Hernia of, 129
 — of the pregnant, 137
 — Hour-glass contraction of, causing retention of the placenta, 143
 — Hydrorrhœa of, 127
 — of the pregnant, 137
 — Hypertrophy of, 129
 — Hysteralgia of the pregnant, 137
 — Inflammation of, 127
 — — Granular, of the cervix of, 127
 — Injuries of, 203
 — of the pregnant, 205
 — Inversion of, 129
 — of the pregnant, 143
 — Laceration of, from parturition, 143
Uterus, Leucorrhœa of, see Catarrh of, 127
 Uterus, Mechanical obstacle to the action of, during parturition, 139
 — — from ankylosed coccyx, 139
 — — cancer of the cervix uteri, 139
 — — cicatrix or band of the vagina, 139
 — — exostosis of the pelvis, 141
 — — extreme anteversion of the, 141
 — — fœtus, from enlargement of the, from disease, 141
 — — fœtus, from excessive size of the, 141
 — — malformation of the, 141
 — — malposition of the, 141
 — — from occlusion of the os uteri, 139
 — — narrowness of the vagina, 139
 — — pelvis being diminutive, 141
 — — distorted or contracted, 141
 — — fractured, 141

UTE

- Uterus, Mechanical obstacle to the action of, during parturition, from pelvis being occupied by dislocated lumbar vertebræ, 141
 — — from polypus, 141
 — — prolapsus of the rectum, 139
 — — bladder, 139
 — — the rectum being distended, 139
 — — rigidity of the os uteri, 139
 — — perineum, 139
 — — vagina, 139
 — — stone in the bladder, 139
 — — tumour, 141
 — — of the external parts, 141
 — — ovarian, 141
 — — pelvic, 141
 — — uterine, 141
 — — unusual shortness of funis, 141
 — — thickness of fœtal membranes, 141
 — — vagina, cicatrix or band of, 139
 — — narrowness of, 139
 — — vaginal cyst, 139
 Uterus, Malformations of, (241, 243), 129
 — Medullary cancer of, 129
 — Occlusion of the canal of the, 129
 — — orifice of the, 129
 — Polypus of, 129
 Uterus, pregnant, Discharge of watery fluid from, 137
 — Disorders of, 137
 — Displacements of, 137
 — Hæmorrhage from, 137
 — — during parturition, 141
 — — from accidental detachment of the placenta, 143
 — — — placenta prævia, 143
 — — — thrombus of the cervix uteri or labium, 143
 — Hernia of, 137
 — Hydrorrhœa of, 137
 — Hysteralgia of, 137
 — Injuries of, 205
 — Inversion of, 143

EXPLANATIONS.—The names for common use are printed in **Egyptian type**, Latin names proper in **ROMAN SMALL CAPITALS**, and Synonyms, which are not to be employed in the registration of diseases, in *Italics*. The figures refer to the page where the disease is to be met with; the figures without brackets indicating where the disease should be registered; and the figures within brackets where the disease is entered for the sake of classification only, and not for registration.

UTE

Uterus, pregnant, Menstruation of, see Sanguineous discharge from, 137

Uterus, pregnant, Over distension of, 139
 — from excess of liquor amnii, 139

— twins, triplets, &c., 139

— Prolapsus of, 137

— Retroversion of, 137

— Rheumatism of, 137

— Sanguineous discharge from, 137

— Spurious pains and cramp of, 137

— Preternatural adhesions of, causing retention of the placenta, 143

— Prolapsus of, 129

— of the pregnant, 137

— Procidentia of, 129

— Retroflexion of, 129

— Retroversion of, 129

— of the pregnant, 137

— Rodent ulcer of, 127

— Rupture or laceration of, during parturition, 143

— Sanguineous discharge from the pregnant, 137

— Scirrhus of, 129

— Stricture of the canal of the, 129

— orifice of the, 127

— Tubercle of, (129), 25

— Ulcer of, 127

— Rodent, 127

UTERUS DUPLEX, Deformitas ingenua, (242) 128

— INVERSUS, 128

— LOCO MOTUS ET DISTORTUS, 128

— IN GRAVIDIS, 136

— PROLAPSUS, 128

— PRONUS, 128

— PROVOLUTUS, 128

— RESUPINATUS, 128

— IN GRAVIDIS, 136

— RETROFLEXUS, 128

— SUPRA MODUM DISTENTUS IN PARTURIENTIBUS, 138

— EX GEMINIS, &c., 138

— EX IMMODICO LIQUORE AMNII, 138

UVA DESCENDENS, 92

Uvula elongated, 93

VACCINIA, 2

Vagina, Abscess of, 129

VAL

Vagina absent, Malformation, (241), 131

— Cancer of, (131), 25

— Catarrh of, 129

— during pregnancy, (137), 129

— Cicatrix or band of, 131

— as an obstacle to parturition, 139

— a cul-de-sac, Malformation, (241), 131

— Diseases of, 129

— Double, Malformation, (243), 131

— Foreign bodies in, 205

— Gonorrhœa of, (131), 117

— Hernia of, 131

— Cystocele, 131

— Rectocele, 131

— impervious, Malformation, (241), 131

— Inflammation of, 129

— Laceration of, 131

— during parturition, 143

— Malformations of, (241, 243), 131

— Narrowness of, as an obstacle to parturition, 139

— Plugging of, Operation, 219

— Polypus of, 131

— Rigidity of, as an obstacle to parturition, 139

— Rupture of, during parturition, 143

— Sloughing of, consequent on parturition, 145

— Wound of, 203

VAGINA DUPLEX, Deformitas ingenua, (242), 130

— IMPERVIA, Deformitas ingenua, (240), 130

— IN SINUM DESINENS, Deformitas ingenua, (240), 130

Vaginal cyst, as an obstacle to parturition, 139

— fistula, 131

— hernia, 101

VALVÆ CORDIS IMPERFECTÆ, Deformitas ingenua, (238), 58

Valve-disease of the heart, 57

— Aortic, 57

— Mitral, 57

— Pulmonic, 59

— Tricuspid, 59

Valves of the heart, Aneurism of, 59

Valves of the heart, Atheroma of, see Fatty degeneration of, 59

Valves of the heart, Calcareous degeneration of the, 59

— Dilatation, Simple, of the orifices of the, 59

VAL

- Valves of the heart, Fatty degeneration of the, 59
- — — Fibroid thickening of the, 59
 - — — imperfect, Malformation, (239), 59
 - — — Laceration of the, 59
 - — — Malformations of the, (239, 243), 59
 - — — — Aortic aperture obstructed or imperfect, (239), 59
 - — — — Left auriculo-ventricular aperture obstructed or imperfect, (239), 59
 - — — — Pulmonic aperture obstructed or imperfect, (239), 59
 - — — — Right auriculo-ventricular aperture obstructed or imperfect, (239), 59
 - — — — Valves imperfect, (239), 59
 - — — — — supernumerary, (243), 59
 - — — Obstructive disease of the, 59
- Valves of the heart, Ossification of, see Calcareous degeneration, 59*
- Valves of the heart, Regurgitation through the, 59
- — — Vegetations of the, 59
- VARICES, 66
- VULVÆ, (130), 66
- VARICELLA, 2
- Varicocele, 123
- — — Obliteration of, Operation, 219
- Varicose aneurism, 65
- — Spontaneous, 65
 - — Traumatic, 65
 - veins, 67
 - — Obliteration of, Operation, 219
 - — from pregnancy, 135
 - — — of the labia, 135
 - — — — lower extremity, 135
 - — — — rectum, 135
 - — of the vulva, (131), 67
- Various defects of sight, 49
- VARIOLA, 2
- Varix, Aneurismal, 63
- — Spontaneous, 63
 - — Traumatic, 63
- Varix, Arterial, see Cirroid aneurism, 65*

VER

- VARIX ANEURYSMICUS, 62
- — EX VULNERE, 62
 - — SPONTE SUA ORTUS, 62
- Vascular system, Malformations of, (239, 243, 245), 57-61, 65
- tumour (for local distribution, see Tumour, Vascular), (21)
- VASA LYMPHIFERA OBSTRUCTA, 66
- — RUPTA, 68
- Vegetable poisons, 179
- substances, Wounds poisoned by, 187
- Vegetations on the valves of the heart, 59
- Veins, Diseases of, 65
- Fibrinous concretions in, 65
 - Injuries of, (67), 193-209
 - Obliteration of, 65
 - Obstruction of, 65
 - Operations on, 219
 - Parasitic disease of, 67
 - Rupture of, without external wound, (67), 193-209
 - Varicose (for their subdivision, see Varicose Veins), 67
 - Wound of, with entrance of air, (67), 193-209
- Vena portæ, Obstruction of, 105
- VENA PORTARUM INTERCLUSA, 104
- VENÆ OBLITERATÆ, 64
- OBSTRUCTÆ, 64
- VENENA, 178
- AERIA, 184
 - ANIMALIA, 184
 - VEGETABILIA, 178
- Venomous animals, Wounds poisoned by, 187
- Ventral hernia, 99
- Ventricular septa of the heart incomplete, Malformation, (239), 61
- VENTRICULUS PERFORATUS, 96
- Veratria, Poison, 181
- VERATRUM ALBUM, Venenum, 180
- VERRUCA NASI, 54
- VERRUCÆ, 172
- Vertigo, Epileptic, 39
- VERTIGO EPILEPTICA, 38

EXPLANATIONS.—The names for common use are printed in **Egyptian type**, Latin names proper in **ROMAN SMALL CAPITALS**, and Synonyms, which are not to be employed in the registration of diseases, in *Italics*. The figures refer to the page where the disease is to be met with; the figures without brackets indicating where the disease should be registered; and the figures within brackets where the disease is entered for the sake of classification only, and not for registration.

VES

- VESICA FORAS PATENS, 114
 — IN SACCULOS PARTITA, 114
 — INVERSA, 114
 — IRRITABILIS, 116
 — RUPTA, 114
Vesical calculi, Removal of, Operation, 223
 — hæmaturia, 115
 — paracentesis (for subdivision, see **Paracentesis, Vesical**), 229
Vesico-intestinal fistula, (99), 115
Vesico-vaginal fistula, (115, 145), 131
 — — — consequent on parturition, (145), 131
 — — — Operation for, 229
Vesicular stomatitis, see **Thrush, 81**
Vessels, Injuries of (for their subdivision, see **Injuries of Vessels**), 193-209
Vicarious menstruation, 133
Villous cancer, Definition, 17
 — tumour (for local distribution, see **Tumour, Villous**), (21)
Viscera, Transposition of, Malformation, 245
VISCERA INTER SE TRANSPOSITA, Deformitas ingenta, 244
VISUS BREVIOR, 48
 — DETERIOR, 46
 — LONGIOR, 48
Vision impaired, 47
Vitelline duct patent, Malformation, 241
VITIA LOCORUM VIRGINALIIUM, 124
 — NATURALIUM ACTIONUM, (30)
 — — — LOCORUM VIRGINALIIUM, 133
 — — — NERVORUM APPARATUS, 38
 — SYPHILITICA PHARYNGIS, 92
Vitiligo, see **Leucoderma, 169**
Vitreous body, Diseases of, 47
 — — Morbid deposits of, 47
VITRUM CONTUSUM, Venenum, 186
Vomiting, 97
 — from pregnancy, 135
VOMITUS, 96
VULNERA VENENO INFECTA EX ANIMALIBUS QUÆ MALE HABENT MORBI CONTAGIOSI, 186
 — — — — ANIMALIBUS VENENATIS, 186
 — — — — CORPORIBUS ANIMALIUM MORTUORUM, 186
 — — — — EQUINIA, (186), 8
 — — — — EQUINIA MITI, (186), 8
 — — — — FARCIMINO, (186), 8
 — — — — HUMORIBUS MORBIDIS, 186
 — — — — HYDROPHOBIA, (186), 38
 — — — — INFUSIONE HYPODERMICA, 186

VUL

- VULNERA VENENO INFECTA EX INSECTIS ACULEATIS, 174, 186**
 — — — — MATERIA METALLICA, 186
 — — — — — VEGETABILI, 186
 — — — — PUSTULA MALIGNA (186), 8
 — — — — RABIE, (186), 38
 — — — — SAGITTIS VENENATIS, 186
 — — — — SERPENTIBUS, 186
 — — — — SCORPIONIBUS, 186
 — — — — URALIA, 186
 — — — — VARIOLA VACCINIA, (186), 2
 — VASORUM LYMPHIFERORUM, (68), 130
 — VEL INJURIE INTRA ORBITAM ACCEPTÆ, 194
 — VENENO INFECTA, 186
VULNUS ABDOMINIS, 200
 — — CUM PROLAPSIONE VISCERUM ILLÆSORUM, 200
 — — — — VISCERUM LÆSORUM, 200
 — — CUM VULNERE VISCERUM IN SEDE MANENTIIUM, 200
 — ANI, 202
 — ARTICULORUM IN MEMBRIS INFERIORIBUS, 208
 — — — — SUPERIORIBUS, 204
 — ARTERIARUM, (64), 192-208
 — A TERGO, 200
 — CALVARIÆ, 190
 — CERVICIS, 196
 — — EX ORE, 196
 — — EX TORMENTORUM PILIS, 196
 — — IN SUMMA CARNE, 196
 — — PERFOSSO JUGULO, 196
 — COLIS, 202
 — CONJUNCTIVÆ, 194
 — CORNEÆ, 194
 — CUTIS CAPITIS, OSSE NON NUDATO, 190
 — — — OSSE NUDATO, 190
 — FACIEI, 192
 — IRIDIS, 194
 — LATERUM THORACIS, 198
 — LENTIS, 194
 — MEDIASTINI PRIORIS, 198
 — MEMBRORUM INFERIORUM, 208
 — — SUPERIORUM, 204
 — PALPEBRARUM, 194
 — PENETRANS PLEURÆ VEL PULMONIS, 198
 — PERFORANS THORACIS, 198
 — PERICARDII ET CORDIS, 198
 — PERINEI FÆMINÆ ET VULVÆ, 202
 — — MASCULI, 202
 — RECTI INTESTINI, 202

VUL

- VULNUS SCLEROTICÆ, 194
 — SCROTI, 202
 — VAGINÆ ET PARTIUM INTERIORUM IN FŒMINIS, 202
 — VASORUM LYMPHIFERORUM, (68), 212
 — VESICÆ, 202
 — VISCERUM SINE ABDOMINIS VULNERE, 202
 — VENÆ CUM AERIS INTROITU, (66), 192-208
Vulva, Abscess of, 131
 — Cancer of, (131), 19
 — Condyloma of, (131), 119
 — Diseases of, 131
 — Gangrene of, 131
 — Hypertrophy of, 131
 — Inflammation of, 131
 — Malformations of, (241), 119
 — Mucous cyst of, 131
 — Occlusion of, 131
 — Edema of, 131
 — Pruritus of, 131
 — — during pregnancy, 137
 — Syphilis of, (131), 15
 — Varicose veins of, (131), 67

Wart of the nose, 55
Warts, (21), 173
Warty growth of the larynx, 73
 — tumour, (21)
Wasps, Irritation caused by, 175
Water hemlock, Poison, 183
Waxy disease, see Lardaceous D., (31)
 — *kidney, see Lardaceous K., 111*
 — *liver, see Lardaceous L., 105*
 — *spleen, see Lardaceous S., 107*
Weed, see Puerperal ephemera, (143), 11
White Hellebore, Poison, 181
 — softening of the brain, Definition, 35
 — — spinal marrow, 37
Whitlow, 171
Woorara, see Wourali, Poison, 181
Worms, Intestinal, see Parasitic disease of Intestines, 101
Wound, of the abdomen, of the parietes, 201

WOU

- Wound, of the abdomen, of the parietes, with protrusion of uninjured viscera, 201**
 — — — — — with protrusion of wounded viscera, 201
 — — — — — with wound of unprotruded viscera, 201
 — — abdominal viscera without wound of the parietes, 203
 — — anterior mediastinum, 199
 — — anus, 203
 — — arteries, (65), 193-209
 — — back, 201
 — — bladder, 203
 — — chest, of the parietes, 199
 — — — Perforating, 199
 — — conjunctiva, 195
 — — cornea, 195
 — — eyelids, 195
 — — face, 193
 — — female organs, internal, 203
 — — heart, 199
 — — iris, 195
 — — lens, 195
 — — lower extremity, 209
 — — — joints of the, 209
 — — lung, Penetrating, 199
 — — lymphatics, (69), 213
 — — neck, 197
 — — — Cut-throat, 197
 — — — from the mouth, 197
 — — — Gun-shot, 197
 — — — Superficial, 197
 — of the parts within the orbit, 195
 — — penis, 203
 — — pericardium, 199
 — — perineum, female, 203
 — — — male, 203
 — — pleura, Penetrating, 199
 — — rectum, 205
 — — scalp, bone exposed, 191
 — — — bone not exposed, 191
 — — sclerotic, 195
 — — scrotum, 203
 — — skull, 191

EXPLANATIONS.—The names for common use are printed in **Egyptian type**, Latin names proper in **ROMAN SMALL CAPITALS**, and Synonyms, which are not to be employed in the registration of diseases, in *Italics*. The figures refer to the page where the disease is to be met with; the figures without brackets indicating where the disease should be registered; and the figures within brackets where the disease is entered for the sake of classification only, and not for registration.

WOU

- Wound of the upper extremity, 205
 — — — joints of the, 205
 — — vagina, 203
 — — vulva, 203
 — — vein, with entrance of air, (67), 193-209
 Wounds, Gun-shot, 191-209
 Wounds, Poisoned (for their subdivision, see Poisoned Wounds), 107
 Wourali, Poison, (187), 181
 Wrist and carpus, Dislocation of, 207
 Wry-neck, 159

ZIN

- Xanthic oxide calculus*, see Uric Oxide C., 115
 Xeroderma, 169

 Yaws, see Frambœsia, 173
 Yellow fever, Definition, 7
 — softening of the brain, 33
 — tubercle of the brain, 35
 Yew, Poison, 183

 Zinc, Poison, 177
 ZINCUM, Venenum, 176



