

Primitive physick: or, an easy and natural method of curing most diseases. To which is added, the general receipt book, containing ... receipts [in every branch of science ... with directions for making British wines ... / By H. Gifford].

Contributors

Wesley, John, 1703-1791.
Gifford, H. General receipt book.

Publication/Creation

London : For the booksellers, 1847.

Persistent URL

<https://wellcomecollection.org/works/twpyyj47>

License and attribution

This work has been identified as being free of known restrictions under copyright law, including all related and neighbouring rights and is being made available under the Creative Commons, Public Domain Mark.

You can copy, modify, distribute and perform the work, even for commercial purposes, without asking permission.




Wellcome Collection
183 Euston Road
London NW1 2BE UK
T +44 (0)20 7611 8722
E library@wellcomecollection.org
<https://wellcomecollection.org>


Lot 597¹⁵⁰⁷⁸

8406

53287/A

6 M. B. Court







53287/A

WESLEY'S PRIMITIVE PHYSIC

AND

GENERAL RECEIPT BOOK.







Stephenson & Royston Sc.

REVD. JOHN WESLEY. A.M.

84421

PRIMITIVE PHYSIC;

OR, AN

EASY AND NATURAL METHOD

OF

CURING MOST DISEASES.

BY JOHN WESLEY, A.M.

TO WHICH IS ADDED, THE

GENERAL RECEIPT BOOK

CONTAINING

UPWARDS OF FOUR HUNDRED

OF THE MOST

USEFUL AND VALUABLE RECEIPTS.

LONDON :

PUBLISHED FOR THE BOOKSELLERS.

MDCCCXLVII.



PREFACE.

WHEN man came first out of the hands of the Great Creator, clothed in body, as well as in soul, with immortality and incorruption, there was no place for physic, or the art of healing. As he knew no sin, so he knew no pain, no sickness, weakness, or bodily disorder. The habitation wherein the angelic mind, the Divine Particulæ Auræ, abode, although originally formed of the dust of the earth, was liable to no decay. It had no seeds of corruption or dissolution within itself; and there was nothing without to injure it: heaven and earth, and all the hosts of them were mild, benign, and friendly to human nature. The entire creation was at peace with man, so long as man was at peace with his Creator. So that well might the morning stars sing together, and all the sons of God shout for joy.

2. But since man rebelled against the Sovereign of heaven and earth, how entirely is the scene changed? The incorruptible frame hath put on corruption, the immortal hath put on mortality. The seeds of wickedness and pain, of sickness and death, are now lodged in our inmost substance; whence a thousand disorders continually spring, even without the aid of external violence. And

how is the number of these increased by every thing round about us? The heavens, the earth, and all things contained therein, conspire to punish the rebels against their Creator. The sun and moon shed unwholesome influences from above; the earth exhales poisonous damps from beneath; the beasts of the field, the birds of the air, the fishes of the sea, are in a state of hostility; the air itself that surrounds us on every side, is replete with the shafts of death; yea, the food we eat daily saps the foundation of that life which cannot be sustained without it. So has the Lord of All secured the execution of his decree—"Dust thou art, and unto dust shalt thou return."

3. But can nothing be found to lessen those inconveniences which cannot be wholly removed? To soften the evils of life, and prevent in part the sickness and pain to which we are continually exposed? Without question there may. One grand preventative of pain and sickness of various kinds, seems intimated by the grand Author of Nature in the very sentence that entails death upon us,—“In the sweat of thy face shalt thou eat bread, till thou return to the ground.” The power of exercise, both to preserve and restore health, is greater than can well be conceived; especially in those who add temperance thereto, who, if they do not confine themselves altogether to eat either “Bread or the herb of the field,” (which God does not require them to do) yet steadily observe both that kind and measure of food which experience shows to be most friendly to health and strength.

4. It is probable Physic, as well as Religion, was in the first ages chiefly traditional; every father delivering down to his sons what he had in like manner received, concerning the manner of healing both outward hurts and the diseases inci-

dent to each climate, and the medicines which were of the greatest efficacy for the cure of each disorder. It is certain this is the method wherein the art of healing is preserved among the Americans to this day. Their diseases indeed are exceeding few; nor do they often occur, by reason of their continual exercise, and (till of late) universal temperance. But if any are sick, or bit by a serpent, or torn by a wild beast, the fathers immediately tell their children what remedy to apply. And it is rare that the patient suffers long; those medicines being quick, as well as generally infallible.

5. Hence it was, perhaps, that the ancients, not only of Greece and Rome, but even of barbarous nations, usually assigned physic a divine original. And indeed it was a natural thought, that He who had taught it to the very beasts and birds, the Cretan Stag, the Egyptian Ibis, could not be wanting to teach man.

Sanctius his Animal, mentisque capacius altæ.

Yea, sometimes even by those meaner creatures, for it was easy to infer, "If this will heal that creature, whose flesh is nearly of the same texture with mine, then in a parallel case it will heal me." The trial was made---the cure was wrought---and experience and physic grew up together.

6. And has not the Author of Nature taught us the use of many other medicines by what is vulgarly termed accident? Thus, one walking some years since in a grove of pines, at a time when many in the neighbouring towns were afflicted with a kind of new distemper---little sores in the inside of the mouth---a drop of the natural gum fell from one of the trees on the book which he was reading.

This he took up, and thoughtlessly applied to one of those sore places. Finding the pain immediately cease, he applied it to another, which was also presently healed. The same remedy he afterwards imparted to others, and it did not fail to heal any that applied it. And doubtless numberless remedies have been thus casually discovered in every age and nation.

7. Thus far physic was wholly founded on experiment. The European, as well as the American, said to his neighbour, "Are you sick? Drink the juice of this herb and your sickness will be at an end. Are you in a burning heat? Leap into that river and then sweat till you are well. Has the snake bitten you? Chew and apply that root, and the poison will not hurt you." Thus, ancient men, having a little experience joined with common sense and common humanity, cured both themselves and neighbours of most of the distempers to which every nation was subject.

8. But in process of time, men of a philosophical turn were not satisfied with this. They began to enquire how they might account for these things? How such medicines wrought such effects? They examined the human body and all its parts; the nature of the flesh, veins, arteries, nerves; the structure of the brain, heart, lungs, stomach, bowels; with the springs of the several kinds of animal functions. They explored the several kinds of animal and mineral, as well as vegetable substances; and hence the whole order of physic, which had been obtained to that time, became gradually inverted. Men of learning began to set experience aside---to build physic upon hypothesis---to form theories of diseases and their cure, and to substitute these in the place of experiments.

9. As theories increased, simple medicines were more and more disregarded and disused, till in a course of years the greater part of them were forgotten, at least in the politer nations. In the room of these, abundance of new ones were introduced, by reasoning, speculative men; and those more and more difficult to be applied, as being more remote from common observation. Hence, rules for the application of these, and medical books, were immensely multiplied, till at length physic became an abstruse science, quite out of the reach of ordinary men.

10. Physicians now began to be in admiration, as persons who were something more than human. And profit attended their employ as well as honour; so that they had now two weighty reasons for keeping the bulk of mankind at a distance, that they might not pry into the mysteries of the profession. To this end, they increase those difficulties by design, which began in a manner by accident. They filled their writings with abundance of technical terms, utterly unintelligible to plain men. They affected to deliver their rules, and to reason upon them in an abstruse and philosophical manner. They represented the critical knowledge of Astronomy, Natural Philosophy, (and what not?) Some of them insisting upon that of Astronomy, and Astrology too, as necessary previous to the understanding the art of healing. Those who understood only how to restore the sick to health, they branded with the name of Empirics. They introduced into practice abundance of compound medicines consisting of so many ingredients, that it was scarce possible for common people to know which it was that wrought the cure; abundance of exotics, neither the nature nor names of which their own countrymen understood; of chemicals, such

as they neither had skill, nor fortune, nor time to prepare; yea, and of dangerous ones, such as they could not use without hazarding life, but by the advice of a physician. And thus both their honour and gain were secured, a vast majority of mankind being utterly cut off from helping either themselves or their neighbours, or once daring to attempt it.

11. Yet there have not been wanting, from time to time, some lovers of mankind, who have endeavoured, even contrary to their own interest, to reduce physic to its ancient standard; who have laboured to explode it out of all the hypothesis and fine-spun theories, and to make it a plain intelligible thing, as it was in the beginning; having no more mystery in it than this---“Such a medicine removes such a pain.” These have demonstrably shewn, that neither the knowledge of Astrology, Astronomy, Natural Philosophy, nor even Anatomy itself, is absolutely necessary to the quick and effectual cure of most diseases incident to human bodies; nor yet any chemical, or exotic, or compound medicine, but a simple plant or root duly applied. So that every man of common sense, unless in some rare case, may prescribe either to himself or his neighbour; and may be very secure from doing harm, even where he can do no good.

12. Even in the last age there was something of this kind done, particularly by the great and good Dr. Sydenham; and in the present, by his pupil, Dr. Dover, who has pointed out simple medicines for many diseases. And some such may be found in the writings of the learned and ingenious Dr. Cheyne; who doubtless would have communicated more to the world, but for the melancholy reason he gave one of his friends, that prest him with some passages in his works which too much countenanced the modern practice, “O Sir, we must do some-

thing to oblige the faculty, or they will tear us in pieces."

13. Without any regard to this, without any concern about the obliging or disobliging any man living, a mean hand has made here some little attempt towards a plain and easy way of curing most diseases. I have only consulted herein, experience, common sense, and the common interest of mankind. And supposing they can be cured this easy way, who would desire to use any other? Who would not wish to have a physician always in his house, and one that attends without fee or reward? To be able (unless in some few complicated cases) to prescribe to his family as well as himself.

14. If it be said, but what need is there of such attempt? I answer the greatest that can possibly be conceived. Is it not needful, in the highest degree, to rescue men from the jaws of destruction? From wasting their fortunes, as thousands have done, and continue to do daily? From pining away in sickness and pain, either through the ignorance or dishonour of physicians. Yea, and many times throw away their lives after their health, time, and substance.

Is it enquired, but are there not books enough already on every part of the art of medicine? Yes, too many ten times over, considering how little to the purpose the far greater part of them speak. But besides this, they are too dear for poor men to buy, and too hard for plain men to understand. Do you say, "But there are enough of those collections of receipts." Where? I have not seen one yet, either in our own or any other tongue, which contains only safe, and cheap, and easy medicines. In all that have yet fallen into my hands, I find many dear and many far-fetched medicines; besides many of so dangerous a kind as a prudent

man would never meddle with. And against the greater part of these medicines there is a further objection---they consist of too many ingredients. The common method of compounding or re-compounding medicines can never be reconciled to common sense. Experience shews, that one thing will cure most disorders, at least as well as twenty put together. Then why do you add the other nineteen? Only to swell the apothecary's bill. Nay, possibly, on purpose to prolong the distemper, that the doctor and he may divide the spoil.

But admitting there is some quality in the medicine proposed which has need to be corrected, will not one thing correct it as well as twenty? It is possible, much better. And if not, there is a sufficiency of other medicines which need no such correction.

How often, by thus compounding medicines of opposite qualities, is the virtue of both utterly destroyed? Nay, how often do those joined together destroy life, which singly, might have preserved it? This occasioned that caution of the great Boerhaave, against mixing things without evident necessity, and without full proof of the effect they will produce when joined together, as well as of that they produce when asunder; seeing (as he observes) several things which, separately taken, are safe and powerful medicines, when compounded, not only lose their former powers, but commence a strong and deadly poison.

15. As to the manner of using the medicines here set down, I would advise, as soon as you know your distemper, which is very easy unless in a complication of disorders, and then you would do well to apply to a physician that fears God,

First---Use the first of the remedies for that disease which occurs in the ensuing collection, unless

some other of them be easier to be had, and then it may do just as well.

Secondly.---After a competent time, if it takes no effect, use the second, and the third, and so on. I have purposely set down, in most cases, several remedies for each disorder, not only because all are not equally easy to be procured at all times, and in all places, but likewise, because the medicine which cures one man will not always cure another of the same distemper. Nor will it cure the same man at all times. Therefore it was necessary to have a variety. However, I have subjoined the letter (I) to those medicines which some think infallible.

Thirdly.---Observe all the time the greatest exactness in your regimen or manner of living. Abstain from all mixed or high-seasoned food. Use plain diet easy of digestion, and this as sparingly as you can consistent with ease and strength.---Drink only water if it agrees with your stomach, if not, good clear small beer. Use as much exercise daily in the open air as you can, without weariness. Sup at six or seven on the lightest food; go to bed early, and rise betimes. To persevere with steadiness in this course, is often more than half the cure. Above all, add to the rest, for it is not labour lost, that old-fashioned medicine---prayer; and have faith in God, who "Killeth and maketh alive, who bringeth down to the grave and bringeth up."

16. For the sake of those who desire, through the blessing of God, to retain the health which they have recovered, I have added a few plain easy rules, chiefly transcribed from Dr. Cheyne.

I.---1. The air we breathe is of great consequence to our health. Those who have been long abroad in easterly or northerly winds should drink some

thin and warm liquor going to bed, or a draught of toast and water.

2. Tender people should have those who lie with them, or are much about them, sound, sweet, and healthy.

3. Every one that would preserve health should be as clean and sweet as possible in their houses, clothes, and furniture.

II.—1. The great rule of eating and drinking is to suit the quality and quantity of the food to the strength of the digestion; to take always such a sort and such a measure of food as sits light and easy on the stomach.

2. All pickled, or smoked, or salted food, and all high-seasoned, is unwholesome.

3. Nothing conduces more to health than abstinence and plain food, with due labour.

4. For studious persons, about eight ounces of animal food, and twelve of vegetable, in twenty-four hours, is sufficient.

5. Water is the wholesomest of all drinks; it quickens the appetite, and strengthens the digestion most.

6. Strong, and more especially spirituous liquors, are a certain, though slow, poison.

7. Experience shews there is very seldom any danger in leaving them off all at once.

8. Strong liquors do not prevent the mischiefs of a surfeit, nor carry it off so safely as water.

9. Malt liquors, except clear small beer, or small ale of due age, are extremely hurtful to tender persons.

10. Coffee and tea are extremely hurtful to persons who have weak nerves.

III.—1. Tender persons should eat very light suppers, and that two or three hours before going to bed.

2. They ought constantly to go to bed about nine, and rise at four or five.

IV.—1. A due degree of exercise is indispensably necessary to health and long life.

2. Walking is the best exercise for those who are able to bear it; riding for those who are not. The open air, when the weather is fair, contributes much to the benefit of exercise.

3. We may strengthen any weak part of the body by constant exercise. Thus the lungs may be strengthened by loud speaking, or walking up an easy ascent; the digestion and the nerves by riding; the arms and hams by strong rubbing them daily.

4. The studious ought to have stated times for exercise, at least two or three hours a-day; the one-half of this before dinner, the other before going to bed.

5. They should frequently shave, and frequently wash their feet.

6. Those who read or write much should learn to do it standing; otherwise it will impair their health.

7. The fewer clothes any one uses by day or night, the hardier he will be.

8. Exercise, first, should be always on an empty stomach; secondly, should never be continued to weariness; thirdly, after it, we should take to cool by degrees, otherwise we shall catch cold.

9. The flesh brush is a most useful exercise, especially to strengthen any part that is weak.

10. Cold bathing is of great advantage to health; it prevents abundance of diseases. It promotes perspiration, helps the circulation of the blood, and prevents the danger of catching cold. Tender persons should pour water upon the head before they go in, and walk swiftly. To jump in with the head foremost is too great a shock to nature.

V.--1. Costiveness cannot long consist with health; therefore care should be taken to remove it at the beginning, and, when it is removed, to prevent its return by soft, cool, opening diet.

2. Obstructed perspirations (vulgarly called catching cold) is one great source of diseases.-- Whenever there appears the least sign of this, let it be removed by gentle sweats.

VI.--1. The passions have a greater influence upon health than most people are aware of.

2. All violent and sudden passions dispose to, or actually throw people into acute diseases.

3. Till the passion which caused the disease is calmed, medicine is applied in vain.

4. The love of God, as it is the sovereign remedy of all miseries, so in particular it effectually prevents all the bodily disorders the passions introduce, by keeping the passions themselves within due bounds; and by the unspeakable joy and perfect calm serenity and tranquillity it gives the mind, it becomes the most powerful of all the means of health and long life.

London, June 11, 1747.

P. S.--1. It was a great surprise to the Editor of the following collection that there was so swift and large a demand for it, that three impressions were called for in four or five years; and that it was not only published by the booksellers of a neighbouring nation, but also inserted by parts in their public papers, and so propagated through the whole kingdom. This encouraged him carefully to revise the whole, and to publish it again with several alterations, which it is hoped may make it of greater use to those who love common sense and common honesty.

2. Those alterations are still in pursuance of my first design, to set down cheap, safe, and easy me-

dicines; easy to be known, easy to be procured, and easy to be applied by plain unlettered men.--- Accordingly, I have omitted a considerable number, which, though cheap and safe, were not so common or well known; and have added at least an equal number to which that objection cannot be made, which are not only of small price and extremely safe, but likewise easy to be found, if not in every house or yard, yet in every town and almost every village throughout the kingdom.

3. It is because they are not safe, but extremely dangerous, that I have omitted (together with antimony) the four Herculean medicines, opium, the bark, steel,^(a) and most of the preparations of quicksilver. Herculean indeed! Far too strong for common men to grapple with. How many fatal effects have these produced in the hands of no ordinary physicians? With regard to four of these, the instances are glaring and undeniable; and whereas quicksilver, the fifth, is in its native form as innocent as bread or water, had not the art been discovered so to prepare it as to make it the most deadly of all poisons? These, physicians have justly termed edge tools. But they have not yet taught them to wound at a distance, and honest men are under no necessity of touching them, or coming within their reach.

4. Instead of these, I have once more ventured to recommend to men of plain unbiassed reason, such remedies as air, water, milk, whey, honey, treacle, salt, vinegar, and common English herbs, with a few foreign medicines almost equally cheap, safe, and common. And this I have done on that principle whereby I desire to be governed in all my

(a) Except in a very few cases.

actions, "Whatsoever ye would that men should do unto you, the same do unto them."

5. At the request of many persons, I have likewise added plain definitions of most distempers; not indeed accurate or philosophical definitions, but such as are suited to men of ordinary capacities, and as may just enable them, in common simple cases, to distinguish one disease from another. In uncommon or complicated diseases, where life is more immediately in danger, I again advise every man without delay to apply to a physician that fears God.

Bristol, Oct. 16, 1755.

London, Nov. 10, 1760.

During the observation and experience of more than five years which have passed since the last impressions of this tract, I have had many opportunities of trying the virtues of the ensuing remedies; and I have now added the word—Tried, to those which I have found to be of the greatest efficacy. I believe many others to be of equal virtue, but it has not laid in my way to make the trial.

In this course of time I have likewise had occasion to collect several other remedies, tried either by myself or others, which are inserted under their proper hands. Some of these I have found to be of uncommon virtue, equal to any of those which were before published; and one I must aver from personal knowledge, grounded on a thousand experiments, to be far superior to all the other medicines I have known---I mean Electricity. I cannot but intreat those who are well-wishers to mankind to make full proof of this. Certainly it comes the nearest to a universal medicine of any yet known in the world.

One grand advantage which most of these medicines have above those commonly used is this--- you may be sure of having them good in their kind, pure, genuine, unsophisticate. But who can be sure of this, when the medicines he uses are compounded by an apothecary? Perhaps he has not the drug prescribed by the physician, and so puts in its place "what will do as well." Perhaps he has it, but it is stale and perished, yet "you would not have him throw it away; indeed he cannot afford it." Perhaps he cannot afford to make up the medicine as the dispensatory directs, and sell it at the common price; so he puts in cheaper ingredients, and you take, neither you nor the physician knows what. How many inconveniences must this occasion? How many constitutions are ruined hereby? How many valuable lives are lost? Whereas all these inconveniences may be prevented by a little care and common sense, in the use of plain, simple remedies, which are here collected.


Otley, April 20, 1780.

Since the last correction of this tract, near twenty years ago, abundance of objections have been made to several parts of it. These I have considered with all the attention which I was master of, and, in consequence thereof, have now omitted many articles, and altered many others. I have likewise added a considerable number of medicines, several of which have been lately discovered; and several, although they had been long in use, I had never tried before. But I still advise "in complicated cases, or where life is in immediate danger,

let every one apply without delay to a physician that fears God." For one that does not, be his fame ever so great, I should expect a curse rather than a blessing.

N. B. Most of those medicines which I prefer to the rest are now marked with an asterisk.

PRIMITIVE PHYSIC.



I. ABORTION, (to prevent.)

WOMEN of a weak or relaxed habit should use solid food, avoiding great quantities of tea and other weak and watery liquors. They should go soon to bed and rise early, and take frequent exercise but avoid being over-fatigued.

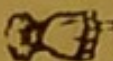
If of a full habit, they ought to use a spare diet, and chiefly of the vegetable kind, avoiding strong liquors and every thing that may tend to heat the body, or increase the quantity of blood.

In the first case, take daily half a pint of decoction of Lignum Guaiacum ; boiling an ounce of it in a quart of water for five minutes.

In the latter case, give half a drachm of powdered nitre in a cup of water-gruel, every five or six hours ; in both cases she should sleep on a hard mattrass with her head low, and be kept cool and quiet.

2. FOR AN AGUE.*

Go into the cold bath just before the cold fit.

 Nothing tends more to prolong an ague than indulging a lazy, indolent disposition. The patient ought therefore, between the fits, to take as much exercise as he can bear, and to use a light diet, and, for common drink, lemonade is the most proper.

When all other means fail, give blue vitriol, from one grain to two grains in the absence of the fit, and repeat it three or four times in twenty-four hours.

Or, take a handful of groundsel, shred it small, put it into a paper bag four inches square, pricking that side which is to be next the skin full of holes; cover this with a thin linen, and wear it on the pit of the stomach, renewing it two hours before the fit.---Tried.

Or, apply to the stomach a large onion, slit.

Or, melt two pennyworth of frankincense, spread it on linen, grate a nutmeg upon it, cover it with linen, and hang this bag on the pit of the stomach. I have never yet known it fail.

Or, boil yarrow in new milk till it is tender enough to spread as a plaister. An hour before the cold fit apply this to the wrists, and let it be on till the hot fit is over. If another fit comes use a fresh plaister.---This often cures a Quartan.

Or, drink a quart of cold water just before the cold fit, then go to bed and sweat.

Or, make six middling pills of cobwebs. Take one a little before the cold fit; two a little before the next fit, (suppose the next day;) the other three, if need be, a little before the third fit. This seldom fails.

*An ague is an intermitting fever, each fit of which is preceded by a cold shivering, and goes off in a sweat.

Or, put a tea-spoonful of salt of tartar into a large glass of spring water, and drink it by little and little; repeat the same dose the next two days before the time of the fit.

Or, two small tea-spoonsful of sal prunella an hour before the fit.—It commonly cures in thrice taking.

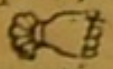
Or, a large spoonful of powdered camomile flowers.

Or, a tea-spoonful of spirits of hartshorn in a glass of water.

Or, eat a small lemon, rind and all.

In the hot fit, if violent, take eight or ten drops of laudanum; if costive, in hiera picra.

Doctor Lind says, an ague is certainly cured by taking from ten to twenty drops of laudanum, with two drachms of syrup of poppies, in any warm liquid, half an hour after the heat begins.

 It is proper to take a gentle vomit, and sometimes a purge, before you use any of these medicines. If a vomit is taken two hours before the fit is expected, it generally prevents that fit, and sometimes cures an ague, especially in children. It is also proper to repeat the medicine (whatever it be) about a week after, in order to prevent a relapse. Do not take any purge soon after. The daily use of the flesh brush, and frequent cold bathing, are of great use to prevent relapses.

Children have been frequently cured by wearing a waistcoat in which bark was quilted.

3. A TERTIAN AGUE.*

Is often cured by taking a purge one day, and the next bleeding in the beginning of the fit.

*That is, an ague which returns every other day.

Or, take a tea-spoonful of salt of tartar in spring water. This often cures double Tertians, tripple Quartans, and long lasting fevers, especially if senna be premised twice or thrice.

Or, apply to each wrist a plaister of treacle and soot.---Tried.

Or, use the cold bath, unless of an advanced age or extremely weak. But when you use this on any account whatever, it is proper.

To bleed or purge before you begin.

To go in cool; to emerge at once but not head-foremost; to stay in only two or three minutes, or less at first.

Never to bathe on a full stomach.

To bathe twice or thrice a week at least, till you have bathed nine or ten times.

To sweat immediately after it (going to bed) in palsies, rickets, and all diseases wherein the nerves are obstructed.

You may use yourself to it without any danger, by beginning in May, and at first just plunging in, and coming out immediately; but many have began in winter without any inconvenience.

4. A DOUBLE TERTIAN

Take before the fit, (after a purge or two) three ounces of cichory water, half a drachm of salt of tartar, and fifteen drops of spirit of sulphur.

To perfect the cure, on the fourth day after you miss the fit, take two drachms of senna, half a drachm of salt of tartar infused all night in four ounces of cichory water. Strain it and drink it.

5. A QUARTAN AGUE.*

Apply to the suture of the head, when the fit is

*That is, an ague which misses two days; coming on Monday (suppose) and again on Thursday.

coming, wash July flowers, beating together leaves and flowers with a little salt. Keep it on till the hot fit is over. Repeat this if need be.

Use strong exercise (as riding or walking, as far as you can bear it) an hour or two before the fit. If possible, continue it till the fit begins. This alone will frequently cure.—Tried.

Or, apply to the wrists a plaister of turpentine; or of bruised pepper mixed with treacle.


Or, apply oil of turpentine to the small of the back before the fit.

For a tertian or quartan, vomit with ten grains of ipecacuanha an hour before the cold fit begins; then go to bed and continue a large sweat by lemonade, (that is, lemon, sugar, and water) for six or eight hours. This usually cures in three or four times. If it does not, use the cold bath between the fits.

Or, take twenty grains of powdered saffron before the fit, in a glass of white wine.

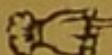
6. ST. ANTHONY'S FIRE.*

Take a glass of tar-water warm in bed every hour, washing the part with the same.

 Tar-water is made thus :---Put a gallon of cold water to a quart of Norway tar, stir them together with a flat stick for five or six minutes. After it has stood covered for three days pour off the water clear, bottle and cork it.

*St. Anthony's fire is a fever attended with red and painful swelling, full of pimples, which afterwards turn into small blisters on the face or some other part of the body. The sooner the eruption is the less danger. Let your diet be only water-gruel, or barley broth, with roasted apples.

Or, take a decoction of elder leaves as a sweat; applying to the part a cloth dipt in lime-water, mixed with a little camphorated spirit of wine.

 Lime-water is made thus:—Infuse a pound of good quick lime in six quarts of spring water for twenty-four hours. Decant and keep it for use.

Or, take two or three gentle purges. No acute fever bears repeated purges better than this, especially when it affects the head; in the mean time boil an handful of sago, two handful of elder leaves or bark, and an ounce of alum in two quarts of forge water to a pint: wash with this every night.—See Extract from Dr. Tissot, page 104.

If the pulse be low, and the spirits sunk, nourishing broths and a little negus may be given to advantage.

Or, let three drachms of nitre be dissolved in as much elder-flower tea as the patient can drink in twenty-four hours. If the disease attacks the head, bleeding is necessary.

Dressing the inflammation with greasy ointment, or salves, &c. is very improper.

Bathing the feet and legs in warm water is serviceable, and often relieves the patient much. In Scotland the common people cover the part with a linen cloth covered with meal.

7. THE APOPLEXY.*

To prevent, use the cold bath, and drink only water.

In the fit, put a handful of salt into a pint of cold

*An apoplexy is a total loss of all sense and voluntary motion, commonly attended with a strong pulse, hard breathing, and snorting.

water, and, if possible, pour it down the throat of the patient. He will quickly come to himself; so will one who seems dead by a fall. But send for a good physician immediately.

If the fit be soon after a meal, do not bleed, but vomit.

Rub the head, feet, and hands strongly, and let two strong men carry the patient upright, backward and forward about the room.

A seton in the neck, with low diet, has often prevented a relapse.—See Extract from Dr. Tissot, page 53.


There is a wide difference between the Sanguineous and Serous Apoplexy. The latter is often followed by a palsy; the former is distinguished by the countenance appearing florid, the face swelled or puffed, and the blood vessels, especially about the neck and temples, are turgid; the pulse beats strong; the eyes are prominent and fixed; the breathing is difficult and performed with a snorting. This invades more suddenly than the Serous Apoplexy. Use large bleeding from the arm or neck bathe the feet in warm water; cupping on the back of the head with deep scarification. The garter should be tied very tight to lessen the motion of the blood from the lower extremities.

A scruple of nitre may be given in water every three or four hours.

When the patient is so far recovered as to be able to swallow, let him take a strong purge; but if this cannot be effected, a glyster should be thrown up, with plenty of fresh butter and a large spoonful of common salt in it.

In the Serous Apoplexy, the pulse is not so strong, the countenance is less florid, and not attended with so great a difficulty of breathing. Here bleeding is not necessary, but a vomit of three

grains of emetic tartar may be given, and afterwards a purge as before, and the powder of white hellebore blown up the nose, &c.

 This Apoplexy is generally preceded by an unusual heaviness, giddiness, and drowsiness.

8. CANINE APPETITE.*

“If it be without vomiting, is often cured by a small bit of bread dipt in wine, and applied to the nostrils.”—*Dr Scomberg*.

9. AN ASTHMA.†

Take a pint of cold water every morning, washing the head therein immediately after, and using the cold bath once a fortnight.


Or, cut an ounce of stick liquorice into slices, steep this in a quart of water four and twenty hours and use it when you are worse than usual, as common drink. I have known this give much ease.

Or, half a pint of tar-water twice a day.

Or, live a fortnight on boiled carrots only. It seldom fails.

Or, take an ounce of quicksilver every morning, and a spoonful of aqua sulphurata, or fifteen drops of elixir of vitriol, in a large glass of spring water, at five in the evening. This has cured an inveterate asthma.

Or, take from ten to sixty drops of elixir of vitriol in a glass of water, three or four times a day.


 Elixir of vitriol is made thus :---Drop gra-

*An insatiable desire of eating.

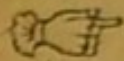
†An asthma is a difficulty of breathing from a disorder in the lungs. In the common, or moist asthma, the patient spits much.

dually four ounces of strong oil of vitriol into a pint of spirits of wine or brandy; let it stand three days, and add to it ginger, sliced, half an ounce; Jamaica pepper, whole, one ounce. In three days more it is fit for use. But if the patient be subject to sour belchings, take the mixture for the asthmatic cough, (as Art. 56) after the elixir of vitriol.

Or, into a quart of boiling water put a tea-spoonful of balsamic æther: receive the steam into the lungs, through a fumigator, twice a-day.

 Balsamic æther is made thus:---Put four ounces of spirits of wine, and one ounce of balsam of tulo, into a phial, with one ounce of æther. Keep it well corked: it will not keep above a week.

For present relief, vomit with a quart or more of warm water. The more you drink of it the better.

 Do this whenever you find any motion to vomit; and take care always to keep your body open.

10. A DRY OR CONVULSIVE ASTHMA.

Juice of radishes relieve much; so does a cup of strong coffee, or garlic either raw or preserved, or in syrup.

Or, drink a pint of new milk morning and evening. This has cured an inveterate asthma.

Or, beat fine saffron small, and take eight or ten grains every night.—Tried.


Take from three to five grains of ipecacuanha every morning, or five to ten grains every other evening. Do this, if need be, for a month or six weeks. Five grains usually vomit. In a violent fit, take a scruple instantly.

In an asthma, the best drink is apple water; that is, boiling water poured on sliced apples.

The food should be light, and easy of digestion. Ripe fruits baked, boiled, or roasted, are very proper; but strong liquors of all kinds, especially beer or ale, are hurtful. If any supper is taken it should be very light.

All disorders of the breast are much relieved by keeping the feet warm, and promoting perspiration. Exercise is also of very great importance, so that the patient should take as much every day as his strength will bear. Issues are found in general to be of great service.

Dr. Smith, in his *Formulæ*, recommends mustard whey as common drink in the moist asthma; and a decoction of the madder root to promote spitting.

 The decoction is made thus:---Boil an ounce of madder, and two drachms of mace, in three pints of water to two pints, then strain it, and take a tea-cupful three or four times a-day.---But the most efficacious medicine is the quicksilver and aqua sulphurata, (as Art. 45.)

N. B. Where the latter cannot be got, ten drops of oil of vitriol in a large glass of spring water will answer the same end. I have known many persons greatly relieved, and some cured by taking as much jalap every morning as would lie on a sixpence.

11. TO CURE BALDNESS.

Rub the part morning and evening, with onions, till it is red, and rub it afterwards with honey.

Or, wash it with a decoction of boxwood.---Tried.

Or, electrify it daily.

12. BLEEDING OF THE NOSE, (to prevent.)

Drink whey largely, every morning, and eat a quantity of raisins.

Or dissolve two scruples of nitre in half a pint of water, and take a tea-cupful every hour.

To cure it, apply to the neck behind, and on each side, a cloth dipped in cold water.

Or, put the legs and arms in cold water.

Or, wash the temples, nose, and neck, with vinegar.

Or, keep a little roll of white paper under the tongue.

Or, snuff up vinegar and water.

Or, foment the legs and arms with it.

Or, steep a linen rag in sharp vinegar, burn and blow it up the nose with a quill.

Or, apply tenets made of soft linen dipt in cold water, strongly impregnated with tincture of iron, and introduced within the nostrils quite through to their posterior apertures. This method, Mr. Hay says, never failed him.

Or, dissolve an ounce of alum powdered in a pint of vinegar; apply a cloth dipt in this to the temples, steeping the feet in warm water.

In a violent case go into a pond or river.---Tried. See Extract from Dr. Tissot.

13. BLEEDING OF A WOUND.

Make two or three tight ligatures toward the lower part of each joint: slaken them gradually.

Or, apply tops of nettles bruised.

Or, strew on it the ashes of a linen rag dipt in sharp vinegar and burnt.

Or, take ripe puff balls, break them warily and save the powder: strew this on the wound and bind it on.---(I) This will stop the bleeding of an amputated limb without any cautery.

Or, take of brandy two ounces; Castile soap, two drachms; pot ash, one drachm: scrape the soap fine and dissolve it in the brandy, then add the pot

ash: mix them well together, and keep them close stopped in a phial. Apply a little of this warmed to a bleeding vessel, and the blood immediately congeals.

14. SPITTING OF BLOOD.

Take a tea-cupful of stewed prunes at lying down for two or three nights.—Tried.

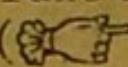
Or, two spoonsful of juice of nettles every morning, and a large cup of decoction of nettles at night, for a week.—Tried.

Or, three spoonsful of sage juice in a little honey. This presently stops either spitting or vomiting blood.—Tried.

Or, half a tea-spoonful of Barbadoes tar on a lump of loaf sugar at night. It commonly cures at once.

15. VOMITING BLOOD.

Take two spoonsful of nettle juice.

( This also dissolves blood coagulated in the stomach.—Tried.)

Or, take as much saltpetre as will lie upon half-a-crown, dissolved in a glass of cold water, two or three times a-day.

16. TO DISSOLVE COAGULATED BLOOD.

Bind on the part for some hours a paste of black soap and crumbs of white bread.

Or, grated root of burdock spread on a rag: renew this twice a-day.

17. BLISTERS

On the feet, occasioned by walking, are cured by

drawing a needful of worsted through them; clip it off at both ends and leave it till the skin peels off.

18. BILES.

Apply a little Venice turpentine.

Or, an equal quantity of soap and brown sugar well mixed.

Or, a plaister of honey and wheat flour.

Or, of figs.

Or, a little saffron in a white bread poultice.

'Tis proper to purge also.

19. HARD BREASTS.

Apply turnips roasted till soft, then mashed and mixed with a little oil of roses. Change this twice a-day, keeping the breast very warm with flannel.

20. SORE AND SWELLED BREASTS.

* Boil a handful of camomile and as much mallows in milk and water. Foment with it between two flannels, as hot as can be borne, every twelve hours. It also dissolves any knot or swelling in any part.

21. A BRUISE.

* Immediately apply treacle spread on brown paper.—Tried.

Or, apply a plaister of chopt parsley mixed with butter.

* Or, electrify the part. This is the quickest cure of it.

22. TO PREVENT SWELLING FROM A BRUISE.

Immediately apply a cloth, five or six times doubled, dipt in cold water, and dipt when it grows warm.—Tried.

23. TO CURE A SWELLING FROM A BRUISE.

Foment it half an hour, morning and evening, with cloths dipped in water as hot as you can bear.

24. A BURN OR SCALD.

Immediately plunge the part in cold water: keep it in an hour if not well before. Perhaps four or five hours.—Tried.

* Or, electrify it. If this can be done presently, it totally cures the most desperate burn.

Or, if the part cannot be dipped, apply a cloth four times doubled, dipped in cold water, changing it when it grows warm.

* Or, a bruised onion.

Or, apply oil and strew it on powdered ginger.

25. A DEEP BURN OR SCALD.

Apply black varnish with a feather till it is well.

Or, inner rind of elder well mixed with fresh butter. When this is bound on with a rag, plunge the part into cold water. This will suspend the pain till the medicine heals.

Or, mix lime-water and sweet oil to the thickness of cream, apply it with a feather several times a-day. This is the most effectual application I ever met with.

Or, put twenty-five drops of Goulard's extract of lead to half a pint of rain water; dip linen rags in it, and apply them to the part affected. This is particularly serviceable if the burn is near the eyes.

26. A CANCER IN THE BREAST.*

* Of thirteen years standing, was cured by frequently applying red poppy water, plaintain and rose water, mixed with honey and roses. Afterwards, the water used alone perfected the cure.

Use the cold bath.—This has cured many.—This cured Mrs. Bates, of Leicestershire, of a cancer in her breast, a consumption, a sciatica, and rheumatism, which she had had near twenty years. She bathed daily for a month, and drank only water.

A bleeding cancer was cured by drinking twice a-day a quarter of a pint of the juice of clivers, or goose grass, and covering the wounds with the bruised leaves.

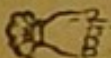
Another bleeding cancer was cured by the following receipt:—

Take half a pint of small beer. When it boils, dissolve in an ounce and a half of bees' wax: then put in an ounce of hog's lard and boil them together. When it is cold pour the beer from it, and apply it spread on white leather. Renew it every

* A cancer is a hard, round, uneven, painful swelling, of a blackish or leaden colour, the veins round which seem ready to burst. It comes commonly with a swelling about as big as a pea, which does not at first give much pain, nor change the colour of the skin.

other day. It brings out great blotches, which are to be washed with sal prunello dissolved in warm water.

Monsieur Le Febun advises—"Dissolve four grains of arsenic in a pint of water. Take a spoonful of this, with a spoonful of milk, and half an ounce of syrup of poppies, every morning.

 Generally where cold bathing is necessary to cure any disease, water drinking is so to prevent a relapse.

If it be not broke, apply a piece of sheet lead beat very thin, and pricked full of pin holes, for days or weeks to the breast. Purges should be added every third or fourth day.

Or, rub the whole breast morning and evening with spirits of hartshorn mixed with oil.

Or, keep it continually moist with honey.

Or take horse spurs* and dry them by the fire, till they will beat to powder. Sift and infuse two drachms in two quarts of ale; drink half a pint every six hours new milk warm. It has cured many.—Tried.

Or, apply goose dung and celandine, beat well together and spread on a fine rag. It will both cleanse and heal the sore.

Or, a poultice of wild parsnips, flowers, leaves, and stalks, changing it morning and evening; Or, scraped carrots.

Or, take brimstone and aqua sulphurata. (See No. 45.) This has cured one far advanced in years. Dr. Cheyne says, a total ass-milk diet, about two quarts a-day, without any other food or drink, will cure a confirmed cancer.

* These are a kind of warts that grow on the inside of the horses' fore-legs.

27. A CANCER IN ANY OTHER PART.

Apply red onions, bruised.

Or, make a plaister of roche-alum, vinegar, and honey, equal quantities, with wheat flour. Change it every twelve hours. It often cures in three or four days.

Or, stamp the flowers, leaves, and stalks of wild parsnips, and apply them as a plaister, changing it every twelve hours. It usually cures in a few days.

A cancer under the eye was cured by drinking a pint of tar-water daily, washing the same with it, and then applying a plaister of tar and mutton suet melted together. It was well in two months, though of twenty years standing.

28. A CANCER IN THE MOUTH.

Boil a few leaves of succory, plaintain, and rue, with a spoonful of honey, for a quarter of an hour. Gargle with this often in an hour.—(I.)

Or, with vinegar and honey, wherein half an ounce of roche-alum is boiled.

Or, mix as much burnt alum and as much black pepper as lies on a sixpence, with an ounce of honey, and frequently touch the part.

Or, blow the ashes of scarlet cloth into the mouth or throat. It seldom fails.

29. CHILBLAINS, (to prevent.)

Wear flannel socks ; or socks of Chamois leather.

30. CHILBLAINS, (to cure.)

Apply salt and onions pounded together.

Or, a poultice of roasted onions hot. Keep it on two or three days if not cured sooner.

Wash them, if broke, with tincture of myrrh in a little water. See Extract from Dr. Tissot.

31. CHILDREN.

To prevent the rickets, tenderness, and weakness, dip them in cold water every morning, at least till they are nine months old.

No roller should ever be put round their bodies, nor any stays used. Instead of them, when they are put into short petticoats, put a waistcoat under their frocks.

Let them go bare-footed and bare-headed till they are three or four years old at least.

'Tis best to wean a child when seven months old. It should lie in a cradle at least a year.

No child should touch any spirituous or fermented liquor, nor any animal food, before two years old.

Their drink should be water. Tea they should never taste till ten or twelve years old. Milk, milk porridge, and water gruel, are the proper breakfasts for children.

32. CHIN-COUGH, OR HOOPING-COUGH.

Use the cold bath daily.

Or, rub the feet thoroughly with hog's lard, before the fire, at going to bed, and keep the child warm therein.—Tried.

Or, rub the back at lying down with old rum. It seldom fails.

Or, give a spoonful of juice of pennyroyal, mixt with brown sugar-candy, twice a-day.

Or, half a pint of milk warm from the cow, with

the quantity of nutmeg or conserve of roses dissolved in it every morning.

Or, dissolve a scruple of salt of tartar in a quarter of a pint of clear water; add to it ten grains of finely powdered cochineal, and sweeten it with loaf sugar.

Give a child within the year the fourth of a spoonful of this four times a-day, with a spoonful of barley-water after it. Give a child two years old, half a spoonful; a child above four years old, a spoonful. Boiled apples put into warm milk may be his chief food. This relieves in twenty-four hours, and cures in five or six days.

Or, from three to five grains of gum gamboge. It vomits and purges, and Dr. Cook says, always cures.

Or, take two grains of tartar emetic, and half a drachm of prepared crab's claws, powdered; let them be mixed very well together.

One grain, one grain and a half, or two grains of this composition may be added to five or six grains of magnesia, and given in a small spoonful of milk and water in the forenoon, between breakfast and dinner, to a child a year old.

At night, if the fever is very high, half the former dose of this powder may be given with from five to ten grains of nitre.

In desperate cases, change of air alone has cured.

33. CHOLERA MORBUS, i. e. FLUX AND VOMITING.

Drink two or three quarts of cold water, if strong; of warm water, if weak.

Or, boil a chicken an hour in two gallons of water, and drink of this till the vomiting ceases.

Or, decoction of rice, or barley, or toasted oaten bread.

If the pain is very severe, stupe the belly with flannels dipped in spirits and water.

The third day after the cure, take ten or fifteen grains of rhubarb.

34. CHOPS IN WOMENS' NIPPLES.

Apply balsam of sugar.

Or, apply butter of wax, which speedily heals them.

35. CHOFT HANDS, (to prevent.)

Wash them with flour of mustard.

Or, in bran and water boiled together.

(To cure.)

Wash with soft soap mixed with red sand.—Tried.

Or, wash them in sugar and water.—Tried.

36. CHOFT LIPS.

Apply a little sal prunello.

37. A COLD.

Drink a pint of cold water lying down in bed.—Tried.

Or, to one spoonful of treacle in half a pint of water.—Tried.

Or, to one spoonful of oatmeal, and one spoonful of honey, add a piece of butter the bigness of a nutmeg: pour on, gradually, near a pint of boiling water. Drink this lying down in bed.

38. A COLD IN THE HEAD.

Pare very thin the yellow rind of an orange, roll it up inside out, and thrust a roll into each nostril.

39. THE CHOLIC. (in the Fit.)

* Drink a pint of cold water.—Tried.

Or, a quart of warm water.—Tried.

Or, of camomile tea.

Or, take from thirty to forty grains of yellow peel of oranges, dried and powdered, in a glass of water.

Or, take from thirty to forty drops of oil of aniseed on a lump of sugar.

Or, apply outwardly a bag of hot oats.

Or, steep the legs in hot water a quarter of an hour.

Or, take as much Daffy's Elixir as will presently purge. This relieves the most violent choleric in an hour or two.

40. THE DRY CHOLIC, (to prevent.)

Drink ginger tea.

41. CHOLIC IN CHILDREN.

Give a scruple of powdered aniseed in their meat.—Tried.

Or, small doses of magnesia.

Or, put one grain of emetic tartar into four table spoonful of water: a small tea spoonful will puke a child a week old; a large tea spoonful is sufficient for one a month old; and so on in proportion. Repeat the puke every day, or every other day, as the case requires.

This is, perhaps, the best medicine yet discover-

ed for infants. It speedily cures inward fits, gripes, looseness, thrush, and convulsions in children. But if the child is costive, his bowels must be opened first with a little magnesia, or manna, before you give a puke.

42. BILIOUS CHOLIC

Drink warm lemonade: I know nothing like it.
Or, give a spoonful of sweet oil every hour.—
This has cured one judged to be at the point of death.

43. AN HABITUAL CHOLIC.

Wear a thin soft flannel on the part.

44. AN HYSTERIC CHOLIC.†

Mrs. Watts, by using the cold bath two and twenty times in a month, was entirely cured of an hysteric cholic, fits and convulsive motions, continual sweatings and vomiting, wandering pains in her limbs and head, with total loss of appetite.

In the fit, drink half a pint of water with a little wheat flour in it, and a spoonful of vinegar.

Or, of warm lemonade.—Tried.

Or, take twenty, thirty, or forty drops of balsam

* This is generally attended with vomiting a greenish or frothy matter, with feverish heat, violent thirst, a bitter taste in the mouth, and little and high-coloured urine.

† Is attended with a violent pain about the pit of the stomach, with great sinking of the spirits and often with greenish vomitings.

of Peru on fine sugar; if need be, take this twice or thrice a-day.

Or, in extremity, boil three ounces of burdock-seed in water, which give as a clyster.

Or, twenty drops of laudanum in any proper clyster, which gives instant ease.

45. A NERVOUS CHOLIC.*

Use the cold bath daily for three or four weeks.

Or, take quicksilver and aqua sulphurata daily for a month.

46. CHOLIC FROM THE FUMES OF LEAD, OR WHITE LEAD, VERDIGREASE, &c.†

In the fit, drink fresh melted butter, and then vomit with warm water.

To prevent or cure.—Breakfast daily on fat broth, and use oil of sweet almonds frequently and largely.

Smelters of metals, plumbers, &c. may be in a good measure preserved from the poisonous fumes that surround them, by breathing through cloth or flannel mufflers twice or thrice doubled, dipt in a solution of sea salt, or salt of tartar, and then dried. These mufflers might also be of great use in similar cases.

47. WINDY CHOLIC.

Parched peas eaten freely, have had the most happy effect when all other means have failed.

* A cholic with purging, some term the watery gripes.

† This some term the dry belly-ache. It often continues several days, with little urine and obstinate costiveness.

48. TO PREVENT THE ILL EFFECTS OF COLD.

The moment a person gets into a house with his hands or feet chilled, let him put them into a vessel of water, as cold as can be got, and hold them there till they begin to glow. This they will do in a minute or two. This method likewise effectually prevents chilblains.

49. A CONSUMPTION.

Cold bathing has cured many deep consumptions.—Tried.

One in a deep consumption was advised to drink nothing but water, and eat nothing but water-gruel, without salt or sugar. In three months time he was perfectly well.

Take no food but new buttermilk, churned in a bottle, and white bread. I have known this successful.

Or, use as common drink, spring water and new milk, each a quart, and sugar candy two ounces.

Or, boil two handfuls of sorrel in a pint of whey, strain it, and drink a glass thrice a-day.—Tried.

Or, turn a pint of skimmed milk with half a pint of small beer. Boil in this whey about twenty ivy leaves, and two or three sprigs of hyssop. Drink half over night, the rest in the morning. Do this, if needful, for two months daily. This has cured in a desperate case.—Tried.

Or, take a cowheel from the tripehouse ready dressed, two quarts of new milk, two ounces of hartshorn shavings, two ounces of isinglass, a quarter of a pound of sugar candy, and a race of ginger. Put all these in a pot; and set them in an oven after the bread is drawn. Let it continue there

till the oven is near cold; and let the patient live on this. I have known this cure a deep consumption more than once.

Or every morning, cut a little turf of fresh earth, and laying down, breathe in the hole for a quarter of an hour. I have known a deep consumption cured thus.

“ Mr. Masters, of Evesham, was so far gone in a consumption that he could not stand alone. I advised him to lose six ounces of blood every day for a fortnight, if he lived so long; and then every other day; then every third day; then every fifth day for the same time. In three months he was well.—*Doctor Dover.*—Tried.

Or, throw frankincense on burning coals, and receive the smoke daily through a proper tube into the lungs.—Tried.

Or, take in for a quarter of an hour, morning and evening, the steam of white resin and bees' wax boiling on a hot fire shovel. This has cured one who was in the third stage of a consumption.

Or, the steam of sweet spirit of vitriol dropt into warm water.

Or, take morning and evening, a tea-spoonful of white resin powdered and mixed with honey. This cured one in less than a month, who was near death.

Or, drink thrice a-day two spoonsful of juice of water-cresses. This has cured a deep consumption.

In the last stage, suck a healthy woman daily. This cured my father.

For diet, use milk and apples, or water-gruel made with fine flour. Drink cyder-whey, barley-water, sharpened with lemon-juice or apple-water.

So long as the tickling cough continues, chew well, and swallow a mouthful or two, of a biscuit or crust of bread twice a-day. If you cannot swallow it, spit it out. This will always shorten the

fit, and would often prevent a consumption. See Extract from Dr. Tissot, page 33.

50. CONVULSIONS.

Use the cold bath.

Or take a tea-spoonful of valerian root powdered, in a cup of water every evening.

Or, half a drachm of misselto powdered, every six hours, drinking after it a draught of strong infusion thereof.

51. CONVULSIONS IN CHILDREN.

Scrape piony roots fresh digged. Apply what you have scraped off to the soles of the feet. It helps immediately.—Tried.

52. CONVULSIONS IN THE BOWELS OF CHILDREN.

Give a child a quarter old, a spoonful of the juice of pellitory of the wall, two or three times a-day; it goes through at once, but purges no more. Use the syrup if the juice cannot be had.

53. CORNS, (to prevent.)

Frequently wash the feet in cold water.

54. CORNS, (to cure.)

Apply fresh, every morning, the yeast of small beer spread on a rag.

Or, after paring them close, apply bruised ivy-leaves daily, and in fifteen days they will drop out.—Tried.

Or, apply chalk powdered and mixed with water. This also cures warts.

Some corns are cured by a pitch plaister.

All are greatly eased by steeping the feet in hot water wherein oatmeal is boiled. This also helps dry and hot feet.

55. COSTIVENESS.

Rise early every morning.

Or boil in a pint and a half of broth, half a handful of mallow leaves chopt, strain this and drink it before you eat any thing else. Do this frequently, if needful.

Or, breakfast twice a week or oftener, on water-gruel with currants.—Tried.

Or, take the bigness of a large nutmeg of cream of tartar mixed with honey, as often as you need.

Or, take daily, two hours before dinner, a small tea-cupful of stewed prunes.

Or, use for common drink, water or treacle beer, impregnated with fixed air.

Or, live upon bread made of wheat flour with all the bran in it.

Or, boil an ounce and a half of tamarinds in three pints of water to a quart. In this strained, when cold, infuse all night two drachms of senna, and one drachm of red rose leaves, drink a cupful every morning. See Dr. Tissot.

56. A COUGH.

Every cough is a dry cough at first. As long as it continues so, it may be cured by chewing immediately after you cough, the quantity of a pepper corn of Peruvian bark. Swallow your spittle as long as it is bitter, and spit out the wood. If you cough again, do this again. It very seldom fails to cure any dry cough. I earnestly desire every one, who has any regard for his health, to try this within twenty-four hours after he perceives a cough.

Or, drink a pint of cold water lying down in bed.
—Tried.

Or, make a hole through a lemon and fill it with honey. Roast it and catch the juice. Take a tea-spoonful of this frequently.---Tried.

57. AN ASTHMATIC COUGH.

Take Spanish liquorice two ounces, salt of tartar half an ounce; boil the liquorice in three pints of water to a quart: add the salt to it when it is blood warm. Drink two spoonful of this every two hours. It seldom fails.—Tried. I have known this cure an inveterate moist asthma.

58. A CONSUMPTIVE COUGH.

To stop it for a time, at lying down keep a little stick liquorice shaved like horse-radish, between the cheek and gums. I believe this never fails.

59. A CONVULSIVE COUGH.

Eat preserved walnuts.

60. AN INVETERATE COUGH.

Wash the head in cold water every morning.

Or, use the cold bath. It seldom fails.

Or, peel and slice a large turnip, spread coarse sugar between the slices, and let it stand in a dish till all the juice drains down. Take a spoonful of this when you cough.

Or, take a spoonful of syrup of horehound morning and evening.---Tried.

Or, take from ten to twenty drops of elixir of vitriol, in a glass of water, twice or thrice a-day.

This is useful when the cough is attended with costiveness, or a relaxation of the stomach and lungs.

61. A PLEURITIC COUGH.

Powder an ounce of spermaceti fine. Work it in a moriar with the yolk of a new laid egg. Mix them in a pint of white wine and take a small glass every three hours.

62. A TICKLING COUGH.

Drink water whitened with oatmeal four times a-day.

Or, keep a piece of barley-sugar or sugar-candy constantly in the mouth.

63. VIOLENT COUGHING FROM A SHARP AND THIN RHEUM.

Work into old conserve of roses as much as you can of pure frankincense powdered as fine as possible. Take a bolus of this twice or thrice a-day.— It eases presently, and cures in two or three weeks.

Or, take half a grain of inspissated milky juice of sowthistle, once or twice a-day. It has the anodyne and antispasmodic properties of opium without its narcotic effects. Or it may be made into laudanum in the same manner as opium is, and five or six drops taken on a lump of sugar thrice a-day.

The milky juice of all the sowthistles, dandelions, and lettuces, have nearly the same virtues.

Or, use milk diet as much as possible.

64. THE CRAMP, (to prevent.)

Tie your garter smooth and tight under your knee at going to bed : it seldom fails.

Or, take half a pint of tar-water morning and evening.

Or, be electrified through the part which uses to be affected. This generally prevents it for a month, sometimes for a twelvemonth.

Or, to one ounce and a half of spirits of turpentine, add flour of brimstone and sulphur vivum, of each half an ounce, smell to it at night three or four times.

Or, lay a roll of brimstone under your pillow.

65. THE CRAMP, (to cure.)

Strongly put out your heel.

Or, chafe the part with Hungary water.

Or, hold a roll of brimstone in your hand. I have frequently done this with success.

66. A CUT.

Keep it closed with your thumb for a quarter of an hour. Then double a rag five or six times, dip it in cold water, and bind it on.—Tried.

Or, bind on toasted cheese. This will cure a deep cut.

Or, pounded grass. Shake it off after twelve hours, and, if need be, apply fresh.

67. DEAFNESS.

Be electrified through the ear.—Tried.

Or, use the cold bath.

Or, put a little salt into the ear.

Or, drop into it a tea-spoonful of salt water.

Or, three or four drops of onion juice at lying down, and stopt in with a little wool.

68. DEAFNESS FROM WAX.

Syringe the ear with warm water.--Tried.

69. DEAFNESS WITH A DRY EAR.

Mix brandy and sweet oil; dip black wool in this and put it into the ear. When it grows dry, wash it well in brandy; dip it and put it in again.

70. DEAFNESS WITH A HEAD-ACHE AND BUZZING IN THE HEAD.

Peel a clove of garlic, dip it in honey, and put it into your ear at night with a little black wool. Lie with that ear uppermost. Do this, if need be, eight or ten nights.--Tried.

71. A SETTLED DEAFNESS.

Take a red onion, pick out the core, and fill up the place with oil of roasted almonds. Let it stand a night then bruise and strain it. Drop three or four drops into the ear morning and evening, and stop it with black wool.

72. DELIVERY.

After delivery in child-birth, the mother's milk is the only proper purge for the child. Let it begin to suck ten or twelve hours after the birth.

73. A DIABETES.*

Drink wine, boiled in ginger, as much and as

* A diabetes is a frequent and large discharge of sweetish urine, attended with a constant thirst and a wasting of the whole body.

often as your strength will bear. Let your drink be milk and water. All milk meats are good.

Or, drink three or four times a-day a quarter of a pint of alum posset, putting three drachms of alum to four pints of milk. It seldom fails to cure in eight or ten days.---*Dr. Mead.*

Or, infuse half an ounce of cantharides in a pint of elixir of vitriol. Give from fifteen to thirty drops in Bristol water twice or thrice a-day.

74. THE DROPSY.†

Use the cold bath daily, after purging.

Or, rub the swelled parts with salad oil by a warm hand, at least an hour a-day. This has done wonders in some cases.

Or, cover the whole belly with a large new sponge dipt in strong lime-water, and then squeezed out. This bound on often cures, even without any sensible evacuation of water.

Or, apply green dock leaves to the joints and soles of the feet, changing them once a-day.

Or, mix half an ounce of amber with a quart of wine vinegar. Heat a brick, only not red hot, and put it into a tub. Pour them upon it and hold the part swelled over the smoke, covering the tub close to keep in the smoke. The water will come out incredibly, and the patient be cured.---*Tried.*

† A dropsy is a preternatural collection of water in the head, breast, belly, or all over the body. It is attended with a continual thirst. The part swelled pits if you press it with your fingers. The urine is pale and little.

Or, eat a crust of bread every morning, fasting.
--Tried.

Or, take as much as lies upon a sixpence of powdered laurel leaves, every second or third day. It works both days.---Tried.

Or, mix a pound of the coarsest sugar with a pint of juice of pellitory of the wall, bruised in a marble mortar. Boil it as long as any scum rises. When cool, bottle and cork it. If very bad, take three spoonsful at night and two in the morning. It seldom fails.---Tried.

Or, make tea of roots of dwarf elder. It works by urine. Every twelve or fourteen minutes (that is, after every discharge) drink a tea-cupful. I have known a dropsy cured by this in twelve hours time.

One was cured by taking a drachm of nitre, every morning, in a little ale.

Tar-water drank twice a-day has cured many so has an infusion of juniper berries, roasted, and made into a liquor like coffee.


Or, three spoonsful of the juice of leeks or elder leaves.---Tried. This cured the windy dropsy.

Or, half a pint of decoction of butcher's broom, (intermixing purges twice or thrice a-week.) The proper purge is ten grains of jalap with six of powdered ginger. It may be increased or lessened according to the strength of the patient.

Or, of the decoction of the tops of oak boughs. This cured an inveterate dropsy in fifteen days.

Or, take senna, cream of tartar, and jalap, half an ounce of each. Mix them and take a drachm every morning in broth. It usually cures in twenty days. This is nearly the same with Dr. Ward's powder: I suppose he took it from hence. He says it seldom fails, either in the watery or windy dropsy.

Or, be electrified. This cures dropsies supposed to be incurable.

 How amazingly little is yet known, even of the human body! Have not dropsical persons been continually advised to abstain from drink as much as possible? but how can we reconcile this with the following undeniable facts, published in the late Medical Transactions.

Jane Roberts, aged twenty, was at length constrained to take her bed by a confirmed ascites and anasarca. In this desperate case she drank as much as she would, first of small beer, and, when that failed, of thin milk. After a while her skin cracked in many places, and she continued drinking and leaking till she was quite well.

A middle-aged man in the west of England, drank every day five or six quarts of cyder; and, without any other medicine, was totally cured in a few weeks of a dropsy long supposed to be incurable.

A farmer, aged seventy, in a confirmed ascites was given over for dead. Being desperate, he drank three quarts of cold water every four and twenty hours. His whole food in the meantime was sea biscuit, sometimes with a little butter.--- For sixteen days he seemed worse. Then he discharged, for near a week, a vast quantity of water, and was soon free from his disease, which never returned.

75. DROWNED.

Rub the trunk of the body ail over with salt. It frequently recovers them that seem dead. See Extract from Dr. Tissot, page 150.

76. THE EAR-ACHE.

Rub the ear hard for a quarter of an hour---Tried.
Or, be electrified.

Or, put in a roasted fig, or onion, as hot as may be.—Tried.

Or, blow the smoke of tobacco strongly into it.

But if the ear-ache is caused by an inflammation of the uvula, it is cured in two or three hours by receiving into the mouth the steam of bruised hemp-seed boiled in water.

77. EAR-ACHE FROM COLD.

Boil rue, or rosemary, or garlic, and let the steam go into the ear through a funnel.

78. EAR-ACHE FROM HEAT.

Apply cloths four times doubled and dipt in cold water, changing them when warm for half an hour.

79. EAR-ACHE FROM WORMS.

Drop in warm milk, which brings them out.

Or, juice of wormwood, which kills them.

80. NOISE IN THE EARS.

Drop in juice of onions.

81. HARD WAX IN THE EARS.

Is best dissolved by syringing the ears with warm water.

82. EYES BLEARED.

Drop into them the juice of crab apples.

83. A BLOOD-SHOT EYE.

Apply linen rags dipt in cold water for two or three hours.

Or, blow in white sugar-candy, finely powdered.

Or, apply boiled hyssop as a poultice. This has a wonderful efficacy.

84. A BRUISE IN THE EYE.

Apply as a plaister conserve of roses.

85. CLOUDS FLYING BEFORE THE EYE.

Take a drachm of powdered betony every morning.

Or, be electrified.

86. BLINDNESS.

Is often cured by cold bathing.

Or, by electrifying.---Tried. This has cured a suffusion of sixteen, and a gutta serena of twenty four years standing

87. DULL SIGHT.

Drop in two or three drops of juice of rotten apples often.

88. FILMS.

Dry zibethum occidentale, i. e. stercus humanum, slowly; powder it fine, and blow it into the eye twice or thrice a-day.

Or, mix juice of ground-ivy with a little honey and two or three grains of bay-salt. Drop it in morning and evening.

Or, touch them cautiously every day with the unar caustic.

89. HOT OR SHARP HUMOURS.

Apply a few drops of double refined sugar melted in brandy.---Tried.

Or, boil a handful of bramble leaves with a little alum in a quart of spring water, to a pint. Drop this frequently into the eye. This likewise speedily cures cancers or any sores.

Or, lay a thin slice of raw beef on the nape of the neck.---Tried

90. EYES OR EYE-LIDS INFLAMED.

Apply as a poultice, boiled, roasted, or rotten apples warm.

Or, wormwood tops with the yolk of an egg. This will hardly fail.

Or, beat up the white of an egg with two spoonsful of white rose-water into a white froth. Apply this on a fine rag, changing it so that it may not grow dry till the eye or eye-lid is well.---Tried.

Or, dissolve an ounce of fine gum arabic in two or three spoonsful of spring water; put a drop into the inner corner of the eye, from the point of a hair pencil, four or five times a-day. At the same time take as much saltpetre as will lie upon a sixpence, dissolved in a glass of water, three or four times a-day; abstaining from all liquors as much as possible till cured. White bread poultices applied to the eyes in an inflamed state, frequently occasions total blindness.

After the inflammation is subsided, if weakness still remains, dip a finger in the white copperas eye-water and rub round the eye, three or four times a-day.

N. B. All acrid eye-water and powders, put into the eyes when they are much inflamed, horribly increase both the pain and inflammation.

91. LACHRYMAL FISTULA.*

Apply a poultice of fine leaves of rue.

Or, wash the eye morning and evening with a decoction of quince leaves.

92. PEARL IN THE EYE.

Apply a drop of juice of calendine with a feather thrice a-day.

Or, of three-leaved grass. It commonly cures in seven days.

Or, dissolve a little sal ammoniac in rose-water. Keep this three days in a copper vessel. Drop it twice a-day into the eye.

Or, reduce separately, to the finest powder possible, an equal weight of loaf-sugar, cream of tartar, and bole armenia; mix them together, and put a little into the eye, without blowing it in, three or four times a-day.

93. SORE EYES.

Drink eye-bright tea, and wash the eyes with it.

* This disorder in the inner corner of the eye, causes the tears to flow involuntarily. When it is confirmed, only a surgeon can cure it.

94. WHITE SPECKS IN THE EYES.


Going to bed, put a little ear-wax on the specks. This has cured many.

95. AN EXCELLENT EYE-WATER.

Put half an ounce of lapis calaminaris powdered, into half a pint of French white wine and as much white rose-water; drop a drop or two into the corner of the eye. It cures soreness, weakness, and most diseases of the eye. I have known it cure total blindness.

96. ANOTHER.

Boil very lightly one spoonful of white copperas, scraped, and three spoonsful of white salt, in three pints of spring water. When cold, bottle it in large phials without straining. Take up the phial softly, and put in a drop or two in the eye morning and evening.

 It answers the intention of almost all the preceding medicines, and takes away redness or any soreness whatever; it cures pearls, rheums, and often blindness itself. But if it makes the eye smart, add more water to it.

97. ANOTHER.

Stamp and strain ground-ivy, calendine, and daisies, an equal quantity: add a little rose-water and loaf-sugar. Drop a drop or two at a time into the eye, and it takes away all manner of inflammation, smarting, itching, spots, webs, or any other disorder whatsoever, yea, though the sight were almost gone.

98. AN EYE-WATER,

Which was used by Sir Stephen Fox, when he was 60 years of age, and could hardly see with the help of spectacles; but hereby in some time he recovered his sight, and could read the smallest print, without spectacles, till above eighty.

Take six ounces of rectified spirits of wine, dissolve in it one drachm of camphire, then add two small handfuls of dried elder flowers. In twenty four hours after it is infused, it is ready for use. Take out a little on a tea-spoon, dip your finger in it and bathe your forehead over your eyes and each temple with it several times, morning and night, and twice more in the day constantly.—Meantime dip a soft rag in dead small beer, new milk warm, and dab each eye a dozen times, gently, morning and evening.

If it is a watery humour, you may with your finger wet the eye-lids two or three times a-piece; but be sure to shut your eyes, or it makes them smart and burn excessively. If you have the tooth-ache, or swelled face, rub it well on the part and it will take away the pain. It will cure any bruise also, if used immediately.—Tried.

99. WEAK EYES.

Wash the head daily with cold water.—Tried.

100. FAINTING ON LETTING BLOOD,

Is prevented by taking before it some good broth. Or, by lying in the bed during the operation.

101. THE FALLING SICKNESS.*

Be electrified.—Tried.

Or, use the cold bath for a month, daily.

Or, take a tea-spoonful of piony root, dried and grated fine, morning and evening for three months.

Or, half a spoonful of vaierian root, powdered, three times a-day, in a glass of water, for three months.


Or, half a pint of tar-water, morning and evening, for three months.

Or, a glass of juice of pellitory of the wall, every morning.

Or, take five or six drops of laudanum fasting, for six or seven mornings. This has cured many.

Or, use an entire milk diet for three months. It seldom fails.

In the fit, blow up the nose a little powdered ginger. Or, leaves of assarabacca powdered.

 This is the famous Major's snuff.

Or, blow down the throat the smoke of tobacco.

* One who is subject to the falling sickness, may prevent the fit if he feels it coming, by this simple experiment:—Let him always carry with him a piece of metal as broad as he is able to hold between his teeth, when his jaws are stretched to the utmost. When he feels the fit approaching, let him immediately put this between his teeth so as to keep his jaws at the utmost stretch. In about a minute this will bring him quite to himself, and prevent the fit for that time.

* In the falling sickness, the patient falls to the ground either quite stiff or convulsed all over, utterly senseless, gnashing his teeth, and foaming at the mouth.

If one put this metal between the teeth of one that is in the fit, and force them open till his jaws are at the utmost stretch, the fit will immediately go off, and the patient very soon recover.

102. THE FALLING OF THE FUNDAMENT.

Apply a cloth covered thick with brick-dust.

Or, boil a handful of red rose-leaves in a quarter of a pint of red wine, dip a cloth in it, and apply it as hot as can be borne. Do this till all is used.

103. A FALLING DOWN OF THE WOMB,

May be cured in the manner last mentioned.

Or, wear a pessory of cork, and take once or twice a-day a tea-cupful of the decoction of the bark, with ten drops of the elixir of vitriol.

104. EXTREME FAT.

Use a total vegetable diet. I knew one who was entirely cured of this by living a year thus; she breakfasted and supped on milk and water (with bread) and dined on turnips, carrots, or other roots, drinking water.

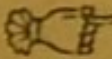
105. A FEVER.

In the beginning of any fever, if the stomach is uneasy, vomit; if the bowels, purge; if the pulse be hard, full, or strong, bleed.

Drink a pint or two of cold water lying down in bed: I never knew it to do hurt.

Or, a large glass of tar-water, warm, every hour.

Or, thin water-gruel sweetened with honey, with one or two drachms of nitre in each quart.

 The best of all juleps in a fever is this:— Toast a large thin slice of bread, without burning; put it hot into a pint of cold water, then set it on the fire till it is pretty hot. In a dry heat it may be given cold; in a moist heat, warm; the more largely the better.—Tried.

Or, for a change, use pippin or wood-sorrel tea; or pippin whey, or wood-sorrel whey.

(To prevent catching any infectious fever, do not breathe near the face of the sick person, neither swallow your spittle whilst in the room. Infection seizes the stomach first.)

Or, stamp a handful of leaves of woodbine, put fair water to it, and use it cold as a clyster. It often cures in an hour.

Or, smear the wrists five or six inches long with warm treacle, and cover it with brown paper. See Dr. Tissot.

Or, apply treacle plaisters to the head and the soles of the feet, changing them every twelve hours.

Or, use Dr. Boerhaave's fever powder, viz.— Eight ounces of nitre, a quarter of an ounce of camphire, half a quarter of an ounce of saffron, and eight grains of cochineal. These are to be powdered, mixed together, and kept dry in a bottle. Ten grains taken at going to bed abate feverish heat, and procure rest. Ten grains are to be taken every three or four hours for a continued fever.

106. A HIGH FEVER,

Attended with a delirium and a vigilia, has been cured by plunging into cold water; which is a safe and sure remedy in the beginning of any fever.

Such a delirium was often cured by applying to the top of the head a treacle plaister.—Tried.

107. AN INTERMITTING FEVER.

Drink warm lemonade in the beginning of every fit : it cures in a few days.—Tried.

Or, take a tea-spoonful of oil of sulphur in a cup of balm tea, once or twice a-day.

108. A FEVER WITH PAINS IN THE LIMBS.

Take twenty drops of spirit of hartshorn in a cup of water twice or thrice in twenty-four hours.

Or, drink largely of cinque-foil tea.

109. A RASH FEVER.

Drink every hour a spoonful of juice of ground-ivy. It often cures in twenty-four hours. Use the decoction when you have not the juice.

110. A SLOW FEVER.

Use the cold bath for two or three weeks, daily.

111. A WORM FEVER.

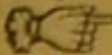
Boil a handful of rue and wormwood in water ; foment the belly with the decoction, and apply the boiled herbs as a poultice ; repeat the application night and morning. This frequently brings away worms from children who will take no internal medicine, and is likewise serviceable if the fever be of the putrid kind.

112. A FISTULA.

Wash muscle shells clean, burn them to powder, sift them fine, mix them with hog's lard, spread it on clean wash-leather, and apply it. This cured one who was thought to be at the point of death.

N. B. This also cures the piles.

Or, grind an ounce of sublimate mercury in a glass mortar, with a glass pestle, as fine as possible. Put it into a glass bottle, and pour on it two quarts of pure spring water. Cork it close, and for six days shake it well every hour. Then let it settle for twenty-four hours. Pour it off clear, filter in a glass funnel and keep it for use, close stopped. Put half a tea-spoonful of this water in a phial, and two spoonful of pure spring water; shake them well together and drink it fasting. It works both by vomit and by stool, but very safely. Keep yourself very warm, and walk as much as you can. The first time neither eat nor drink for two hours after it has done working. Take this every other day. In forty days this will also cure any cancer, any old sore, or king's evil, broken or unbroken. After the first or second vomit, you may use water gruel, as in other vomits.

 Very weak persons should not use this. But I have known it used safely and successfully.

Or, have a vessel so contrived, that you may sit with the part in cold water, a quarter of an hour, every morning. I have known a gentleman of seventy cured thereby.

Or, put a large stone of unslacked lime into four quarts of water, let it stand one night; take four ounces of roche-alum, and four ounces of white copperas, calcine them to dryness, then powder them as fine as possible: take three pints of the above water and wet the powder into it, and boil it

for half an hour, then let it cool, and bottle it for use. Let the fistula be syringed with this often a little warm; and make a tent to fit the place, dip it in the water, and apply it twice a-day. Cover it with a plaister of diaculum.

This water will destroy the callosity of the edges of the fistula, which otherwise would prevent its healing, and, if managed as above, will heal it up at the same time.

113. TO DESTROY FLEAS AND BUGS.

Cover the floor of the room with leaves of black alder, gathered while the dew hangs upon them: adhering to these they are killed thereby.

Or, powder stavesacre and sprinkle it on the body, or on the bed.

114. PHLEGM.

To prevent, or cure, take a spoonful of warm water first thing in the morning.

115. FLOODING, (in lying in.)

Cover the body with cloths dipped in vinegar and water, changing them as they grow warm. Drink cooling acid liquors.

This is a complaint which is not to be thought little of. Sometimes a violent flooding comes on before delivery; and the only way to save both the mother and the child is to deliver the woman immediately, which, being done, the flooding will generally cease. Sometimes a slight flooding comes on some weeks before labour; and here if the patient be kept cool, her diet light, and small

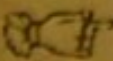
doses of nitre often repeated, (an ounce divided into thirty parts, and one given every four hours) she will frequently go her full time and do well; but if it should become excessive, delivery should be effected as soon as may be.

If a flooding should come on after delivery, the patient should be laid with her head low, kept cool, and be in all respects treated as for an excessive flux of the menses. Linen cloths which have been wrung out of vinegar and water, should be applied to the belly, the loins, and the thighs.--- These must be changed as they grow dry, and may be discontinued as soon as the flooding abates. Sometimes the following mixture will be very useful, viz.—Pennyroyal-water, simple cinnamon-water, and syrup of poppies, of each two ounces; acid elixir of vitriol, one drachm. Mix and take two table-spoonsful every hour. But large doses of nitre given often (a scruple every hour) is generally the most efficacious. But when all other things seem to have no effect, cold water dashed upon the patient's belly will stop the flooding immediately.

116. A FLUX.

Receive the smoke of turpentine cast on burning coals. This cures also the bloody flux, and the falling of the fundament.

Or put a large brown toast into three quarts of water, with a drachm of cochineal, powdered, and a drachm of salt of wormwood. Drink it all in as short a time as you conveniently can.

 This rarely fails to cure all fluxes, cholera morbus, yea, and inflammation of the bowels.—
Tried.

Or, take a spoonful of plantaine seed, bruised, morning and evening, till it stops.

Or, ten grains of ipecacuanha, three mornings successively. It is likewise excellent as a sodo-rifice.

Or, boil four ounces of rasped logwood, or fresh logwood chips, in three quarts of water to two: strain it, and drink a quarter of a pint sweetened with loaf sugar, warm, twice a-day. It both binds and heals. Or, take a small tea-cupful of it every hour.

Or, boil the fat of a breast of mutton in a quart of spring water for an hour. Drink the broth as soon as you can conveniently. This will cure the most inveterate flux.—Tried. See Extract from Dr. Tissot, page 124.

117. A BLOODY FLUX.

Apply a suppository of linen dipt in aqua vitæ.

Or, drink cold water as largely as possible, taking nothing else till the flux stops.


Or, take a large apple, and at the top pick out all the core, and fill up the place with a piece of honey-comb, the honey being strained out; roast the apple in embers and eat it, and this will stop the flux immediately.

Or, grated rhubarb, as much as lies on a shilling, with half as much of grated nutmeg, in a glass of white wine, at lying down every other night.—Tried.

Or, take four drops of laudanum, and apply to the belly a poultice of wormwood and red roses boiled in milk.

In a dysentery, the worst of all fluxes, feed on rice, saloup, sago, and sometimes on beef tea; but no flesh.

To stop it, take a spoonful of suet melted over a slow fire. Do not let blood.

 A person was cured in one day by feeding on rice milk, and sitting a quarter of an hour in a shallow tub, having in it warm water, three inches deep. See Extract from Dr. Tissot, page 125.

118. GANGRENE, (to prevent or stop a beginning.)


Foment continually with vinegar, in which dross of iron (either sparks or clinkers) has been boiled.

119. THE GOUT IN THE STOMACH.

Dissolve two drachms of Venice treacle in a glass of mountain wine. After drinking it go to bed. You will be easier in two hours, and well in sixteen.—*Dr. Dover.*

Or, boil a pugil* of tansey in a quarter of a pint of mountain wine. Drink it in bed. I believe this never fails.

To prevent its return, dissolve half an ounce of gum guiacum in two ounces of sal volatile. Take a tea-spoonful of this every morning in a glass of spring water.

 This helps any sharp pain in the stomach.—*Dr. Boerhaave.*

N. B. I knew a gentleman who was cured many times by a large draught of cold water.


120. THE GOUT IN THE FOOT OR HAND.

Apply a raw lean beef-steak. Change it once in twelve hours till cured.—*Tried.*

* A pugil is as much as you can take up between your thumb and two fore-fingers.

121. THE GOUT IN ANY LIMB.*

Rub the part with warm treacle, and then bind on a flannel smeared therewith. Repeat this, if need be, once in twelve hours.

 This has cured an inveterate gout in thirty-six hours.

Or, drink a pint of strong infusion of elder-buds dry or green, morning and evening. This has cured inveterate gouts.

Or, at six in the evening, undress and wrap yourself up in blankets; then put your legs up to the knees in water, as hot as you can bear it. As it cools, let hot water be poured in so as to keep you in a strong sweat till ten. Then go into a bed well warmed, and sweat till morning. I have known this cure an inveterate gout in a person above sixty, who lived eleven years after. The very matter of the gout is frequently destroyed by a steady use of Mynsicht's elixir of vitriol.

122. THE GRAVEL.

Eat largely of spinach.

Or, drink largely of warm water sweetened with honey.

Or, of pellitory of the wall tea so sweetened.

Or, infuse an ounce of wild parsley-seeds in a pint of white wine for twelve days. Drink a glass of it, fasting, three months. To prevent its return, breakfast for three months on agrimony tea. It

Regard not them who say the gout ought not to be cured; they mean it cannot. I know it cannot by their regular prescriptions; but I have known it cured in many cases without any ill effects following. I have cured myself several times.

entirely cured me twenty years ago, nor have I had the least symptom of it since.

123. GREEN SICKNESS.

Take an ounce of quicksilver every morning.

Or, a cup of decoction of lignum guaiacum (commonly called lignum vitæ) morning and evening.

Or, grind together into a fine powder, three ounces of the finest steel-finings, and two ounces of red sugar candy. Take from a scruple to half a drachm every morning—(I.) See Dr. Tissot.

124. TO KILL ANIMALCULA THAT CAUSE THE GUMS TO WASTE AWAY FROM THE TEETH.

Gargle thrice a-day with salt and water.

125. TO MAKE HAIR GROW.

Wash it every night with a strong decoction of rosemary. Dry it with a flannel.—Tried.

126. THE HEAD-ACHE.

Rub the head for a quarter of an hour.—Tried.

Or, be electrified.—Tried.

Or, apply to each temple the thin yellow rind of a lemon newly pared off.

Or, pour upon the palm of the hand a little brandy and some zest* of lemon, and hold it to the forehead; or a little æther.

Or, if you have caught cold, boil a handful of rosemary in a quart of water. Put this in a mug, and hold your head, covered with a napkin, over

* Zest is the juice of the peel squeezed out.

the steam as hot as you can bear it. Repeat this till the pain ceases.—Tried.

Or, snuff up the nose camphorated spirits of lavender.

Or, a little of horse-radish.

127. A CHRONICAL HEAD-ACHE.

Keep your feet in warm water a quarter of an hour before you go to bed, for two or three weeks.—Tried.

Or, wear tender hemlock leaves under the feet, changing them daily.

Or, order a tea-kettle of cold water to be poured on your head, every morning, in a slender stream.

Or, take a large tea-cupful of carduus tea without sugar, fasting, for six or seven mornings.—Tried.

128. HEAD-ACHE FROM HEAT.

Apply to the forehead cloths dipt in cold water.

129. A NERVOUS HEAD-ACHE.

Dry and powder an ounce of marjoram and half an ounce of assarabacca; mix them and take them as snuff, keeping the ears and throat warm. This is of great use even in a cancer; but it will suffice to take a small pinch every other night, lying down in bed.

130. A VIOLENT HEAD-ACHE.

Take of white-wine vinegar and water, each three spoonsful, with half a spoonful of Hungary water. Apply this twice a-day to the eyelids and temples.

131. HEMICRANIA.*

Use cold bathing.

Or, apply to that part of the head shaven, a plaister that will stick, with a hole cut in the middle of it as big as a halfpenny; place over that hole the leaves of ranunculus, bruised and very moist. It is a gentle blister.

132. STOPPAGE IN THE HEAD.

Snuff up juice of primrose, keeping the head warm.

133. THE HEART BURNING.*

Drink a pint of cold water.---Tried.

Or, drink slowly decoction of camomile flowers.

Or, eat four or five oysters.

Or, chew five or six pepper corns a little, then swallow them.

Or, chew fennel or parsley, and swallow your spittle. Sometimes a vomit is needful.

Or, a piece of Spanish liquorice.

134. THE HICCUP, (to prevent.)

Infuse a scruple of musk in a quart of mountain wine, and take a small glass every morning.

* This is an head-ache which affects but one side of the head.

* A sharp gnawing pain in the orifice of the stomach.

(To cure.)

Swallow a mouthful of water, stopping the mouth and ears.---Tried.

Or, take any thing that makes you sneeze.

Or, two or three preserved damsons.

Or, three drops of oil of cinnamon on a lump of sugar.---Tried.

Or, ten drops of chemical oil of amber dropt on sugar, and then mixed with a little water.

135. HOARSENESS.

Rub the soles of the feet, before the fire, with garlic and lard well beaten together, over night. The hoarseness will be gone next morning.--Tried.

Or, take a pint of cold water lying down.

Or, swallow slowly the juice of radishes.

Or half a pint of mustard whey lying down.

Or, a tea-spoonful of conserve of roses every night.---Tried.

Or, dry nettle roots in an oven; then powder them finely, and mix with an equal quantity of treacle. Take a tea-spoonful twice a-day.

Or, boil a large handful of wheat bran in a quart of water, strain, and sweeten it with honey. Sup off it frequently.

136. HYPOCONDRIAC AND HYSTERIC DISORDERS.

Use cold bathing.

Or, take an ounce of quicksilver every morning, and ten drops of elixir of vitriol in the afternoon, in a glass of water.

137. THE JAUNDICE.

Wear leaves of calendine upon and under the feet.

Or, take a small pill of Castile soap every morning for eight or ten days.---Tried.

Or, beat the white of an egg thin ; take it morning and evening in a glass of water.---(I.)

Or, half a pint of strong decoction of nettles, or of burdock leaves morning and evening.

Or, boil three ounces of burdock root, in two quarts of water to three pints. Drink a tea-cupful of this every morning.

138. JAUNDICE IN CHILDREN.

Take half an ounce of fine rhubarb, powdered, mix with it, thoroughly, by long beating, two handful of good well cleansed currants. Of this give a tea-spoonful every morning.

139. THE ILIAC PASSION.*

Apply warm flannels soaked in spirits of wine.

Or, hold a live puppy constantly on the belly.---

Dr. Sydenham.

Or, immerge up to the breast in a warm bath.

Or, take ounce by ounce, a pound or a pound and a half of quicksilver. See Dr. Tissot, page 120. This is a very dangerous medicine.

Inflammations in general are more certainly abated by smart purging than by bleeding.

140. AN IMPOSTHUME.

Put the white of two leeks in a wet cloth, and so roast them in ashes, but not too much. Stamp them in a mortar with a little hog's grease. Spread it thick plaister-wise, and apply it, changing it

* In this violent kind of cholic the excrements are supposed to be thrown up by the mouth in vomiting.

every hour till all the matter is come out, which will be in three times.--(I.)

141. THE ITCH.†

Wash the parts affected with strong rum.--Tried.

Or, anoïnt them with black soap, but wash it off soon.

Or, steep a shirt half an hour in a quart of water mixed with half an ounce of powdered brimstone. Dry it slowly, and wear it five or six days. Sometimes it needs repeating.--Tried.

Or, mix powder of white hellebore with cream for three days. Anoïnt the joints for three mornings and evenings. It seldom fails.

Or, beat together the juice of two or three lemons, with the same quantity of oil of roses--Anoïnt the parts affected. It cures in two or three times using.

142. THE KING'S EVIL.*

Take as much cream of tartar as lies on a six pence, every morning and evening.

Or, drink for six weeks half a pint of strong decoction of devil's bit.--Tried.

Or, use the diet drink as in the article Scorbutic

† This distemper is nothing but a kind of very small lice, which burrow under the skin; therefore inward medicines are absolutely needless. Is it possible any physician shou'd be ignorant of this?

* It commonly appears first by the thickness of the lips, or a stubborn humour in the eyes, then come hard swellings in the neck chiefly, then running sores.

Sores. I have known this cure one whose breast was as full of holes as a honey-comb.

Or, set a quart of honey by the fire to melt. When it is cold strew into it a pound and a half of quick-lime beat very fine, and sifted through a hair sieve. Stir this about till it boils up of itself into a hard lump. Beat it when cold very fine, and sift it as before. Take of this as much as lies on a shilling, in a glass of water, every morning an hour before breakfast, at four in the afternoon, and at going to bed.

Or, make a leaf of dried burdock into a pint of tea; take half a pint twice a-day for four months. I have known this cure hundreds.

The best purge for the king's evil is tincture of jalap, which is made thus:—Jalap, in powder, two ounces; Geneva, or proof spirits, one pint. Let them infuse seven days. A tea-spoonful or two is sufficient for a child ten years old, in a morning, fasting; and repeated once or twice a-week, so as to keep the stomach and bowels clean, will frequently cure the king's evil. But all violent purges, when repeated too often, are pernicious.*

143. LAMENESS FROM A FIXED CONTRACTION OF THE PARTS.

Beat the yolk of a new laid egg very thin, and, by a spoonful at a time, add and beat up with it three ounces of water. Rub this gently into the parts for a few minutes three or four times a-day.

144. LEGS INFLAMED.

Apply Fuller's earth spread on brown paper. It seldom fails.

* The tincture of jalap must be taken in any agreeable liquid.

Or, bruised or boiled turnips. Purges in most cases are absolutely necessary.

145. LEGS, SORE AND RUNNINGS.

Wash them in brandy, and apply elder leaves, changing twice a-day. This will dry up all the sores, though the legs were like a honey-comb.---Tried.

Or, poultice them with rotten apples.---Tried. But take also a purge or two every week.

146. LEPROSY.†

Use the cold bath.

Or, wash in the sea often and long.

Or, mix well an ounce of pomatum, a drachm of powdered brimstone, and half an ounce of sal prunello, and anoint the parts so long as there is need.

Or, add a pint of juice of houseleek, and half a pint of verjuice, to a pint and a half of whey. Drink this in twenty-four hours. It often cures the quinsy, and white swellings on the joints.

Or, drink half a pint of celery whey, morning and evening. This has cured in a most desperate case.

Or, drink for a month a decoction of burdock-leaves, morning and evening.---Tried.

147. LETHARGY.

Snuff strong vinegar up the nose.

Or, half a pint of decoction of water-cresses, morning and evening.

† In this disease the skin in many parts is covered with rough, whitish, scaly pustules, and if these are rubbed off, with a kind of scaly surf.

148. LICE, (to kill.)

Sprinkle Spanish snuff over the head.
Or, wash it with a decoction of amaranth.


149. FOR ONE SEEMINGLY KILLED WITH LIGHTNING, A DAMP, OR SUFFOCATED.

Plunge him immediately into cold water.

Or, blow strongly with a bellows down his throat. This may recover a person seemingly drowned. It is still better if a strong man blows into his mouth. See the directions published by the Humane Society.

150. LUES VENEREA.

Take an ounce of quicksilver every morning, and a spoonful of aqua sulphurata in a glass of water, at five in the afternoon. I have known a person cured by this when supposed to be at the point of death, who had been infected by a foul nurse before she was a year old.

 I insert this for the sake of such innocent sufferers.

151. LUNACY.


Give decoction of agrimony four times a-day.

Or, rub the head several times a-day with vinegar in which ground-ivy leaves have been infused.

Or, take daily an ounce of distilled vinegar.

Or, boil the juice of ground-ivy with sweet oil and white wine into an ointment. Shave the head, anoint it therewith, and chafe it every other day for three weeks. Bruise also the leaves and bind

them on the head, and give three spoonsful of the juice, warm, every morning.

 This generally cures melancholy.
The juice alone taken twice a-day will cure.
Or, be electrified.—Tried.

152. RAGING MADNESS.*

Apply to the head cloths dipt in cold water.

Or, set the patient with his head under a great water-fall as long as his strength will bear, or pour cold water on his head out of a tea-kettle.

Or, let him eat nothing but apples for a month.
Or, nothing but bread and milk.—Tried.

153. BITE OF A MAD DOG.

Plunge into cold water daily for twenty days, and keep as long under it as possible. This has cured even after the hydrophobia was begun.*

Or, mix ashes of trefoil with hog's lard, and anoint the part as soon as possible. Repeat it twice or thrice at six hours distance. This has cured many, and particularly a dog bit on the nose by a mad dog.

* It is a sure rule that all madmen are cowards, and may be conquered by binding only, without beating.—(*Dr. Mead.*) He also observes, that blistering the head does more harm than good, Keep the head close shaved and frequently wash it with vinegar.


* If this is really a nervous disorder, what wonder if it should be cured by cold bathing.

Or, mix a pound of salt with a quart of water. Squeeze, bathe, and wash the wound with this for an hour; then bind some salt upon it for twelve hours.

N. B. The author of this receipt was bit six times by mad dogs, and always cured himself by this means.

Or, mix powdered liver-wort, four drachms; black pepper, two drachms. Divide this into four parts, and take one in warm milk for four mornings, fasting. Dr. Mead affirms he never knew this fail: but it has sometimes failed.

Or, take two or three spoonsful of the juice of rib-wort, morning and evening, as soon as possible after the bite. Repeat this for two or three changes of the moon. It has not been known to fail.

 Immediately consult an honest physician.

154. THE MEASLES.†

Drink only thin water-gruel, or milk and water the more the better; or toast and water.

If the cough be very troublesome, take frequently a spoonful of barley-water sweetened with oil of sweet almonds, newly drawn, mixed with syrup of maiden hair.

After the measles, take three or four purges, and for some weeks take care of catching cold; use light diet and drink barley-water instead of malt drink. See Extract from Dr. Tissot, page 82.

† This distemper is always preceded by a violent cough, often fourteen days before the red spots come out.

155. MENSES OBSTRUCTED.

Be electrified.—Tried.

Or, take half a pint of strong decoction of pennyroyal every night at going to bed.


Or, boil five large heads of hemp in a pint of water to half. Strain it and drink it going to bed, two or three nights. It seldom fails.—Tried.

Or, take from eight to twelve grains of calomel, in a pill, for two or three nights, taking care not to catch cold. It vomits and purges.—Tried.

Or, pour twelve ounces of rectified spirits of wine on four ounces of roots of black hellebore, and let it stand in a warm place twenty-four hours. Pour it off, and take from thirty to forty drops in any liquid, fasting.

It is good likewise in the green sickness, in all hypochondriacal cases, and in obstinate madness.

Or, burn a little sulphur of antimony on a chafing dish of coals, and receive the smoke by a funnel. In a few minutes it will take effect.

 Let any of these medicines be used at the regular time, as near as can be judged. See Dr. Tissot.

156. MENSES NIMII.

Drink nothing but cold water with a spoonful of fine flour stirred in it. At that time drink a glass of the coldest water you can get, and apply a thick cloth dipt in cold water.

Or, put the feet into cold water.

Or, apply a sponge dipt in red wine and vinegar.

Or, bleed in the arm. Stop the orifice often with your finger, and then let it bleed again.

Or, boil four or five leaves of the red holly-hock

in a pint of milk, with a small quantity of sugar. Drink this in the morning: if the person can afford it, she may add a tea-spoonful of Balm of Gilead. This does not often fail.

*Or, reduce to a fine powder, half an ounce of alum with a quarter of an ounce of dragon's blood. In a violent case, take a quarter of a drachm every half hour. It scarcely every fails to stop the flux, before half an ounce is taken.

This also cures the whites.

157. TO RESOLVE COAGULATED MILK.

Cover the woman with a table cloth, and hold a pan of hot water just under her breast, then stroke it three or four minutes. Do this twice a day till it is cured.

158. TO INCREASE MILK.

Drink a pint of water going to bed.

Or, drink largely of pottage made with lentils.

159. TO MAKE MILK AGREE WITH THE STOMACH.

If it lie heavy, put a little salt in it; if it curdle, sugar. For bilious persons mix it with water.

160. A MORTIFICATION, (to stop.)

Apply a poultice of flour, honey, and water, with a little yeast.

161. NERVOUS DISORDERS.

When the nerves perform the office too languidly a good air is the first requisite. The patient should rise early, and, as soon as the dew is off the ground, walk; let his breakfast be mother of thyme tea,

gathered in June, using half as much as we do of common tea. Or, the common garden thyme, if the former cannot be procured. When the nerves are too sensible, let the person breathe a proper air. Let him eat veal, chickens, or mutton. Vegetables should be eat sparingly; the most innocent is the French bean, and the best root the turnip. Wine should be avoided carefully; so should all sauces. Sometimes he may breakfast upon a quarter of an ounce of valerian root infused in hot water, to which he may add cream and sugar. Tea is not proper. When the person finds an uncommon oppression, let him take a large spoonful of tincture of valerian root.

This tincture should be made thus:—Cut in pieces six ounces of wild valerian root, gathered in June and fresh dried. Bruise it by a few strokes in a mortar, that the pieces may be split, but it should not be beat into powder: put this into a quart of strong white wine; cork the bottle and let it stand three weeks, shaking it every day; then press it out and filter the tincture through paper.

N. B. The true wild valerian has no bad smell; if it has, cats have urined upon it, which they will do if they can come at it.

But I am firmly persuaded there is no remedy in nature, for nervous disorders of every kind, comparable to the proper and constant use of the electrical machine.

162. NETTLE RASH.*

Rub the parts strongly with parsley. Internals profit nothing.

* A slight fever, which sometimes lasts for weeks, attended with itching and smarting, and an eruption all over the body, just like that occasioned by nettles. In Georgia we called it the prickly heat.

163. OLD AGE.

Take tar-water morning and evening.—Tried.

Or, decoction of nettles : either of these will probably renew their strength for some years.

Or, be electrified daily.

Or, chew cinnamon daily.

Or, chew cinnamon daily, and swallow your spittle.

164. AN OLD STUBBORN PAIN IN THE BACK.


Steep root of water-fern, in water, till the water becomes thick and clammy ; then rub the parts therewith morning and evening.

Or, apply a plaister, and take, daily, balsam of capivi.

Or, apply garlic and hog's lard to the feet.--Tried.

165. THE PALSY.*

Be electrified, daily, for three months, from the places wherein the nerves spring, which are brought to the paralytic part. If the parts beneath the head are affected, the fault is in the spinal marrow : if half the body, half the marrow is touched.

 A palsy may be cured in spring or summer, but rarely in winter.


Or; use the cold bath if you are under fifty, rubbing and sweating after it.

Or, shred white onions, and bake them gently in an earthen pot till they are soft ; spread a thick plaister of this and apply it to the benumbed part,

* A palsy is the loss of motion or feeling, or both, in any particular part of the body.

all over the side if need be. I have known this cure a person seventy-five years old.

Or, take tar-water morning and evening.

 This helps all nervous disorders.

Or, take a tea-spoonful of powdered sage lying down in bed.

166. PALSY OF THE HANDS.

Wash them often in decoction of sage as hot as you can bear.

Or, boil a handful of elder-leaves, and two or three spoonsful of mustard-seed in a quart of water. Wash often in this as hot as may be.

167. PALSY OF THE MOUTH.

After purging well, chew mustard-seed often.

Or, gargle with juice of wood sage.

168. PALSY FROM WORKING WITH WHITE LEAD OR VERDIGRISE.

Use warm baths and a milk diet.

169. PALPITATION OR BEATING OF THE HEART.

Drink a pint of cold water.

Or, apply outwardly a rag dipt in vinegar.

Or, be electrified.---Tried.

Or, take a decoction of mother-wort every night.

170. THE PILES, (to prevent.)

Wash the parts daily with cold water.

THE PILES, (to cure.)

Apply warm treacle.

Or, a tobacco-leaf steeped in water twenty-four hours.

Or, a poultice of boiled brook-lime. It seldom fails.

Or, a bruised onion skinned, or roasted in ashes.

It perfectly cures the dry piles.

Or, varnish. It perfectly cures both the blind and bleeding piles.—Tried.

Or, fumigate with vinegar, wherein red hot flints have been quenched. This softens even schirrous tumours.

172. THE INWARD PILES.

Swallow a pill of pitch, fasting. One pill usually cures the bleeding piles.

Or, eat a large leek, boiled.

Or, take twice a-day, as much as lies on a shilling, of the thin skin of walnuts, powdered.

173. VIOLENT BLEEDING PILES.

Lightly boil the juice of nettles with a little sugar; take two ounces. It seldom needs repeating

174. THE PLAGUE, (to prevent.)

Eat marigold flowers, daily, as a salad, with oil and vinegar.

Or, infuse rue, sage, mint, rosemary, wormwood, of each a handful, into two quarts of the sharpest vinegar, over warm embers for eight days: then strain it through a funnel, and add half an ounce of camphire dissolved in three ounces of rectified

spirits of wine. With this wash the loins, face, and mouth, and snuff a little up the nose when you go abroad. Smell to a sponge dipt therein when you approach infected persons or places.

N. B. This is the famous Marseilles vinegar.

175. THE PLAGUE, (to cure.)

Cold water alone, drank largely, has cured it.

Or, an ounce or two of the juice of marigolds.

Or, after bleeding fifteen or sixteen ounces, drink very largely of water sharpened with spirit of vitriol.—*Dr. Dover.*

Or, a draught of brine as soon as seized: sweat in bed; take no other drink for some hours.

Or, use lemon juice largely in every thing.

176. THE PLEURISY.

Take half a drachm of soot.

Or, take out the core of an apple, fill it up with white frankincense, stop it close with the piece you cut out, and roast it in ashes. Mash and eat it—(I.)

Or, a glass of tar-water warm every half hour.

Or, of decoction of nettles, and apply the boiled herb hot as a poultice. I never knew it fail.

Or, a plaister of flour of brimstone and white of an egg.—*Tried.* This seldom fails. See *Dr. Tissot*, page 38.

In disorders of this kind *Dr. Huxham* advises—
“Sip almost continually thin whey, barley-water, or hyssop-tea, sharpened with vinegar and water or lemon-juice. If the spitting stop suddenly, take a gentle vomit. Likewise camphorated vinegar, with syrup of elder or raspberries, is good.” To appease the cough, take often, a little at a time, of roasted apples, of strawberries, raspberries, or currants.

177. TO ONE POISONED.


Give one or two grains of distilled verdigrise. It vomits in an instant.

Let one poisoned by arsenic dissolve a quarter of an ounce of salt of tartar in a pint of water, and drink every quarter of an hour as much as he can, till he is well.

Let one poisoned by opium take thirty drops of elixir of vitriol in cold water, every quarter of an hour, till the drowsiness or wildness ceases.

Or, a spoonful of lemon-juice.

Let one poisoned by mercury sublimate dissolve an ounce of salt of tartar in a gallon of water, and drink largely of it.

 This will entirely destroy the force of the poison if it be used soon.

Nothing cures the African poison but a decoction of the roots of the sensitive plant.

178. POLYPUS IN THE NOSE.

Powder a lump of alum and snuff it up frequently: then dissolve powdered alum in brandy dip lint therein and apply it at going to bed.

179. A PRICK OR CUT THAT FESTERS.

Apply turpentine.

180. PLYALISM, OR CONTINUAL SPITTING.

A very violent and stubborn disorder of this kind was cured by chewing perpetually a little dry bread, and swallowing it with the spittle.

181. AN EASY PURGE.


Drink a pint of warmish water fasting, walking after it.

Or, a soft egg with a tea-spoonful of salt.

Or, infuse from half a drachm to two drachms of damask rose-leaves, dried, in half a pint of warm water for twelve hours, and take it.

Or, infuse three drachms of senna, and a scruple of salt of tartar, in half a pint of river water for twelve hours; then strain and take it in the morning.

Wild-ash is a plant of the very same nature with senna. Its leaves, taken in double the quantity, purge full as well, and does not gripe as senna does.

 The wild-ash is called, in the north of England, round-tree, quicken, quick-beam, or wigan-tree. The leaves should be gathered when the tree is in flower.

182. A STRONGER PURGE.

Drink half a pint of strong decoction of dock-root.

Or, take a tea-spoonful of jalap powder in treacle, or any liquid, in the morning, fasting.

Or, the jalap powder may be made into pills.

Or, a table-spoonful of tincture of jalap in a morning, fasting, in a cup of cold camomile tea.

183. THE QUINSY.*

Apply a large white-bread toast half an inch

* The quinsy is a fever attended with a difficulty of swallowing, and often of breathing.

thick, dipt in brandy, to the crown of the head till it dries.

Or, swallow slowly white rose-water mixed with syrup of mulberries.—Tried.

Or, juice or jelly of black currants, or the decoction of the leaves of bark.

Or, draw in as hot as you can bear, for ten or twelve minutes together, the fumes of red rose-leaves, or camomile flowers, boiled in water and vinegar, or of a decoction of bruised hemp-seed.

This speedily cures the sore throat, peripneumony, and inflammation of the uvula. See Extract from Dr. Tissot, page 41.

184. A QUINSY OF THE BREAST.*

Take from eight to twenty drops of laudanum lying down in bed. This helps.

Or, make an issue in the thigh. This cures.

185. THE RHEUMATISM.†

To prevent, wear washed wool under the feet.

To cure, use the cold bath with rubbing and sweating.

Or, apply warm steams.

Or, rub in warm treacle, and apply to the part brown paper smeared therewith; change it in twelve hours.—Tried.

* This is known by a sudden unaccountable pain and difficulty of breathing seizing a person in the night, or on any violent motion.

† Rheumatical pains are generally most violent as soon as you are warm in bed: but there is a cold rheumatism which is most painful when the part is cold. Constant rubbing will cure this.

Or, drink half a pint of tar-water morning and evening.

Or, steep six or seven cloves of garlic in half a pint of white wine: drink it lying down. It sweats and frequently cures at once.

Or, mix flour of brimstone with honey, in equal quantities, take three tea-spoonsful at night, two in the morning, and one afterwards, morning and evening, till cured. This succeeds oftener than any remedy I have found.

Or, live on new milk whey and white bread for fourteen days. This has cured one in a desperate case.

Or, pound the green stalks of English rhubarb in May or June, with an equal quantity of lump sugar. Take the quantity of a nutmeg of this three or four times a-day. This seldom fails. See Extract from Dr. Tissot, page 61.

In a stubborn rheumatism, let your diet be barley-gruel, with currants, roasted apples, fresh whey, and light pudding.

186. TO RESTORE THE STRENGTH AFTER A RHEUMATISM.

Make a strong broth of cow-heels, and wash the parts with it warm twice a-day. It has restored one who was quite a cripple, having no strength left either in his leg, thigh, or loins.

Or, mix gum guaiacum in powder, with honey and treacle: take two or three tea-spoonsful (or as much as you can bear without purging), twice or thrice a-day. This is the best medicine I have met with for the chronic rheumatism.

Or, dissolve one ounce of gum guaiacum in three ounces of spirits of wine: take sixty or

eighty drops on loaf sugar, two or three times a-day. This is Dr. Hill's Essence of Bardana.

Or, drop thirty drops of volatile tincture of guaiacum on a lump of sugar, and take this in a glass of water every four hours. It usually cures in a day.—Tried.

187. RICKETS, (to prevent or cure.)

Wash the child every morning in cold water.

188. RING WORMS.*

Apply rotten apples, or pounded garlic.

Or, rub them with the juice of house-leek.

Or, wash them with Hungary-water camphorated.

Or, twice a-day with oil of sweet almonds and oil of tartar mixed.

189. RUNNING AT THE NOSE.

Snuff up a tea-spoonful of spirits of hartshorn.

190. A RUPTURE.

Foment with hot aqua vitæ for two hours.

Or, take agrimony, spleen-wort, Solomon's seal, strawberry-roots, a handful of each; pick and wash them well; stamp and boil them two hours in two quarts of white wine in a vessel close stopped: strain and drink a large glass of this every morning, and an hour after drink another. It commonly cures in a fortnight. A good truss in the mean

* Vulgarly called tetter.

time is of great use, and perhaps the only thing to be depended on.

"I place," says Dr. Riviere, "a broad plank sloping from the side of the bed to the floor. On this I lay the patient upon pillows, with his head downward. Then I foment the part for half an hour with cloths, four times doubled, steeped in cold water, gently touching it with my fingers. Afterwards I bind on it, many times doubled, a cloth shaped like a triangle, wet in cold water. The gut is generally restored to its place in a few hours. If not, I repeat the operation twice a-day, and in two or three days the disease is cured."

191. A RUPTURE IN CHILDREN.

Boil a spoonful of egg-shells dried in an oven, and powdered, in three quarters or a pint of milk. Feed the child constantly with bread boiled in this milk.

192. A WINDY RUPTURE.

Warm cow-dung well, spread it thick on leather, strewing some cummin seeds on it, and apply it hot. When cold put on a new one. It commonly cures a child (keeping its bed) in two days.

193. A SCALD HEAD.

Anoint it with Barbadoes tar.

Or, apply daily white wine vinegar.—Tried.

If wood soot is mixed with fresh butter into an ointment, and the head anointed with it every day, it will generally cure it at the beginning; but when it is become very bad, a plaister should be made of

gall, dried to the consistence of salve, and spread upon linen. This should be applied all over the parts affected, and continued on four or five days; then it should be taken off and the head dressed with soot ointment as before.

After the cure, give two or three gentle purges.

If a proper regard was paid to cleanliness in the head and apparel of children, the scald head would seldom be seen.

194. THE SCIATICA.*

Is certainly cured by a purge taken in a few hours after it begins.

Or, use cold bathing and sweat, together with the flesh brush twice a-day.

Or, boil nettles till soft: foment with the liquor, then apply the herb as a poultice. I have known this cure a sciatica of forty-five years standing.

Or, apply nettles bruised in a mortar.

Or, a mud made of powdered pit coal and warm water. This frequently cures sores, weakness of the limbs, most disorders of the legs, and swellings of the elbow joint, though accompanied with a fistula arising from a caries of the bone. See Extract from Dr. Tissot, page 69.

195. INFLAMMATION OR SWELLING OF THE SCROTUM.

Wash it thrice a-day with a strong decoction of agrimony.

* The sciatica is violent pain in the hip, chiefly in the joints of the thigh bone.

196. A SCORBUTIC ATROPHY.*

Use cold bathing. Which also cures all scorbutic pains.

197. SCORBUTIC GUMS.

Wash them daily with the decoction of the Peruvian bark, adding a little tincture of rosemary, with a solution of myrrh.

198. SCORBUTIC SORES.

A diet drink:—Put half a pound of fresh-shaved lignum guaiacum (called by the blockmakers, lignum vitæ), and half an ounce of senna, into an earthen pot that holds six quarts. Add five quarts of soft water and lute the pot close. Set this in a kettle of cold water, and put it over a fire till it has boiled three hours. Let it stand in the kettle till cold. When it has stood one night, drink daily half a pint, new milk warm, in the morning, fasting, and at four in the afternoon unless it purges too much, if so, take less. Wash with a little of it. In three months all the sores will be dried up.—Tried.

199. SCURVY.*

Live on turnips for a month.

* Such a degree of the scurvy as causes the flesh to waste away like a consumption.

* The scurvy is known by heaviness of the body, weariness, rottenness of the gums, and yellow, lead, or violet coloured spots on the legs or arms.

N. B. A scurvy attended with costiveness (which is the most common) is termed a hot scurvy, one attended with looseness, a cold scurvy.

Or, take tar-water, morning and evening, for three months.

Or, three spoonful of nettle juice every morning.—Tried.

*Or, decoction of burdock. Boil three ounces of the dried root in two quarts of water to three pints. Take half a pint daily. A decoction of the leaves (boiling one leaf four minutes in a quart of water,) has the same effect.

Or, take a cupful of the juice of goose grass in a morning, fasting, for a month; it is frequently called hariff, or cleavers. I have known many persons cured by it.

Or, pound into a pulp, of Seville oranges, sliced, rind and all, and powder sugar, equal quantities. Take a tea-spoonful three or four times a-day—Tried.

Or, squeeze the juice of half a Seville orange into a pint of milk over the fire. Sweeten the whey with loaf-sugar, and drink it every morning new milk warm. To make any whey, milk should be skimmed after it is boiled.

Or, pour three quarts of boiling water on a quart of ground malt; stir them well, and let the mixture stand close covered for four hours; strain it off and use this as common drink: in hot weather, brew this fresh every day. It will hardly fail.

Or, take morning and evening a spoonful or two of lemon juice and sugar. It is a precious remedy, and well tried.—*Dr. Macbridge.*

Water and garden cresses, mustard, and juice of scurvy grass help in a cold scurvy.

When there is a continual salt taste in the mouth, take a pint of lime-water morning and evening.

200. A BROKEN SHIN.

Bind a dry oak leaf upon it.

Or, put on a bit of white paper moistened with spittle. It will stay on till the place is well.—
Tried. This cures a cut.

201. SHINGLES.*

Drink sea water every morning for a week: towards the close bathe also.

Or, apply pounded garlic.

202. SICKISHNESS IN THE MORNING.

Eat nothing after six in the evening.

Or, drink half a pint of water impregnated with fixed air.

203. SINEWS SHRUNK.

Rub the part every morning with fasting spittle.

Or, beat the yolk of a new-laid egg, mix it with a spoonful of water, and rub the part with it before the fire three or four times a-day.

204. SKIN RUBBED OFF.

Apply pounded all-heal. It seldom needs repeating.

Or, a bit of white paper with spittle.

* A kind of ring worm which encircles the body like a belt of a hand's breadth.

205. SMALL POX.

Drink largely of toast and water.

Or, let your whole food be milk and water, mixed with a little white bread.

Or, milk and apples.

Take care to have free, pure and cool air. Therefore open the casement every day; only do not let it chill the patient.

If they strike in, and convulsions follow, drink a pint of cold water immediately. This instantly stops the convulsion, and drives out the pock.—Tried.

“ There may be pustules a second time, coming out and ripening like the small pox, but it is barely a cutaneous disorder.

“ In violent cases, bleed in the foot; bathe the legs in warm water twice or thrice a-day, before and at the eruption, and apply boiled turnips to the feet. Never keep the head too hot.

“ In very low depressed cases wine may be given, and if the pustules lie buried in the skin, a gentle vomit; in many cases a gentle purge of manna, cream of tartar or rhubarb.

“ In the Crude Ichorose small pox, a dish of coffee now and then, with a little thick milk in it, has often quieted the vexatious cough.

“ After the incrustation is formed, change the sick, but let it be with very dry warm linen.---*Dr. Huxham.*

206. A LONG RUNNING SORE IN THE BACK.

Was entirely cured by eating betony in every thing.

Or, take every morning two or three spoonsful of nettle juice, and apply nettles bruised in a mortar

to the part. This cures any old sore or ulcer.—(I.)

207. A SORE LEG.

Bind a diaculum plaister, an inch broad, round the leg, just above the sore, and foment it morning and evening with hot water.

Any sore is healed by a plaister of mutton-suet, even though it fester or breed proud flesh.

208. A SORE MOUTH.

Apply the white of an egg beat up with loaf sugar.

Or, gargle with the juice of cinquefoil.

Or, boil together a pound of treacle, three yolks of eggs, an ounce of bole armoniac, and the quantity of a nutmeg of alum a quarter of an hour. Apply this to the sore part, or to an aching tooth.—Tried.

209. A SORE THROAT.

Take a pint of cold water lying down in bed.—Tried.

Or, apply a chin-stay of roasted figs.

Or, a flannel sprinkled with spirits of hartshorn to the throat, rubbing Hungary-water on the top of the head.—Tried.

Or, snuff a little honey up the nose.

An old sore throat was cured by living wholly upon apples and apple-water.

210. AN INFLAMED SORE THROAT.

Lay nitre and loaf sugar, mixed, on the tongue.

211. A PUTRID SORE THROAT.

Lay on the tongue a lump of sugar dipt in brandy.

212. A SPRAIN.

Hold the part in very cold water for two hours.
—Tried.

Or, apply cloths dipt therein, four times doubled, for two hours, changing them as they grow warm.

Or, bathe it in good crab verjuice.

Or, boil bran in wine vinegar to a poultice. Apply this warm and renew it once in twelve hours.

Or, mix a little turpentine with flour in the yolk of an egg, and apply it as a plaister. This cures in a desperate case.

Weakness remaining after a sprain, is cured by fomenting the part daily with beef-brine.

Suppose the ankle sprained:---1st. Foment it with warm vinegar four or five times every four hours. 2nd. Stand, if you can, three or four minutes at a time on both your feet, and frequently move the sprained foot. Sometimes also while sitting with your foot on a low stool, move it to and fro. 3rd. Let it be gently rubbed with a warm hand at least thrice a-day. 4. Two hours after every application of the vinegar, let it be just wetted with spirits of wine and then gently rubbed.

213. A VENOMOUS STING.

Apply the juice of honey-suckle leaves.

Or, a poultice of bruised plantain and honey.

Or, take inwardly, one drachm of black currant leaves powdered. It is an excellent counter-poison.

214. THE STING OF A BEE.

Apply honey.

215. STING OF A NETTLE.

Rub the part with the juice of nettles.

216. STING OF A WASP.

Rub the part with the bruised leaves of house-leek, water-cresses or rue.

Or, apply treacle or sweet oil.

Or, bruised onions or garlic.

217. STING OF A BEE OR WASP IN THE EYE.

Apply carduus bruised with the white of an egg, renew it if it grows dry.

218. STING IN THE GULLET.

Beat well together, with a spoon, some honey and sweet oil with a little vinegar; swallow a spoonful every minute till ease is procured.

219. A STICH IN THE SIDE.

Apply treacle spread on hot toast.—Tried.

220. ACCIDENTAL SICKISHNESS, OR PAIN IN THE STOMACH.

Vomit with a quart of warm water. Do this twice or thrice, omitting a day between.

221. PAIN IN THE STOMACH FROM BAD DIGESTION.

Take fasting, or in the fit, half a pint of camomile tea. Do this five or six mornings.


Or, drink the juice of half a large lemon, or sweet orange, immediately after dinner every day.

—*Dr. Mead.*

Or, from ten to twenty drops of elixir of vitroil in sage tea, twice or thrice a-day.

Or, in the fit a glass of vinegar.

Or, take two or three tea-spoonsful of stomachic tincture, in a glass of water, thrice a-day.

 The tincture is made thus:—Gentian root, sliced, one ounce; orange peel, dried, half an ounce; cochineal, fifteen grains; proof brandy, one pint: in three or four days it is fit for use.—This is useful in all disorders that arise from a relaxed stomach.

222. CHOLERIC PAINS IN THE STOMACH.

Take half a pint of decoction of ground-ivy, with a tea-spoonful of the powder of it, five or six mornings.—(I.)

223. COLDNESS IN THE STOMACH.

Take a spoonful of the syrup of the juice of *carduus benedictus*, fasting, for three or four mornings.—(I.)

Or, chew a leaf of *carduus* every morning, and swallow the spittle.—Tried.

224. PAIN IN THE STOMACH, WITH COLDNESS AND WIND.

Swallow five or six corns of pepper for six or seven mornings.—Tried.

225. STONE, (to prevent.)

Eat a small crust of bread every morning.—Tried.

Or, drink a pint of warm water, daily, just before dinner. After discharging one stone, this will prevent the generating of another. Stoop down and raise yourself up again. If you feel pain as if cut through the middle, the pain is not from the stone, but rheumatism. Beware of costiveness. Use no violent diuretics. Mead is a proper drink.

Or, slice a large onion, pour half a pint of warm water upon it. After it has stood twelve hours, drink the water. Do this every morning till you are well.

226. IN A RAGING FIT.

* Beat onions into a pulp and apply them as a poultice to the back, or to the groin. It gives speedy ease in the most racking pain.—Tried.

227. STONE, (to ease or cure.)

Boil half a pound of parsnips in a quart of water. Drink a glass of this morning and evening, and use no other drink all the day. It usually cures in six weeks.

“Or, take morning and evening a tea-spoonful of onions, calcined in a fire shovel into white ashes, in white wine. An ounce will often dissolve the stone.”

Or, take a tea-spoonful of violet-seed, powdered, morning and evening. It both wastes the stone and brings it away.

Or, drink largely of water impregnated with fixed air.

Those who have not a convenient apparatus, may substitute the following method:—Dissolve six-

teen grains of salt of tartar in six spoonful of water, to which add as much water acidulated with oil of vitriol as will neutralise the salt. They are to be gradually mixed with each other, so as to prevent the effervescence or dissipation of the fixed air as much as possible.

228. STONE IN THE KIDNEYS.

Use the cold bath.

Or, drink half a pint of water every morning.

Or, boil an ounce of common thistle-root, and four drachms of liquorice, in a pint of water. Drink of it every morning.

229. STOPPAGE IN THE KIDNEYS.

Take decoction, or juice, or syrup of ground-ivy, morning and evening.

Or, half a pint of tar-water.

Or, twelve grains of salt of amber in a little water.

230. THE STRANGUARY.

Sit over the steam of warm water.

Or, drink largely of decoction of turnips, sweetened with clarified honey.

* Or, of warm lemonade.—Tried.

Or, dissolve half an ounce of saltpetre in a quart of water. Drink a glass of it every hour.

231. SUNBURN, (smarting.)

Wash the face with sage tea.

232. A FRESH SURFEIT.

Take about the size of a nutmeg of the green tops of wormwood.

233. TO STOP PROFUSE SWEATING.

Drink largely of cold water

234. TO PREVENT IT.

Mix an ounce of tincture of Peruvian bark with half an ounce of spirit of vitriol. Take a tea-spoonful morning and evening in a glass of water.

235. TO CURE NIGHT SWEATS.

Drink a gill of warm milk at lying down.

236. SWELLED GLANDS IN THE NECK.

Take sea-water every other day.

237. INDOLENT SWELLINGS

Are often cured by warm sweats.

238. SOFT AND FLABBY SWELLINGS.

Pump cold water on them daily.

Or, use constant friction.

Or, proper bandages.

239. WHITE SWELLING ON THE JOINTS.

Hold the part half an hour every morning under a pump or cock. This cures all pains in the joints. It seldom fails.—Tried.

Or, pour on it daily a stream of warm water.

Or, a stream of cold water one day, and warm the next, and so on by turns.

Use these remedies at first, if possible. It is likewise proper to intermix gentle purges to prevent a relapse.

Or, boiled nettles.

240. TO DISSOLVE WHITE OR HARD SWELLINGS.

Take white roses, elder flowers, leaves of fox-gloves, and of St. John's wort, a handful of each; mix with hog's lard and make an ointment.

Or, hold them morning and evening in the steam of vinegar poured on red hot flints.

241. TO FASTEN THE TEETH.

Put powdered alum, the quantity of a nutmeg,

in a quart of spring water for twenty-four hours; then strain the water and gargle with it.

Or, gargle often with phyllera leaves boiled with a little alum in forge water.

242. TO CLEAN THE TEETH.

Rub them with ashes of burnt bread.

243. TO PREVENT THE TOOTH-ACHE.

Wash the mouth with cold water every morning, and rinse them after every meal.

Or, rub the teeth often with tobacco ashes.

244. TO CURE THE TOOTH-ACHE.

Be electrified through the teeth.---Tried.

Or, apply to the aching tooth an artificial magnet.

Or, rub the cheek a quarter of an hour.

Or, lay roasted parings of turnips, as hot as may be, behind the ear.

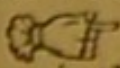
Or, put a leaf of betony, bruised, up the nose.

Or, lay bruised or boiled nettles to the cheek.---Tried.

Or lay a clove of garlic on the tooth.

Or, hold a slice of apple lightly boiled between the teeth.---Tried.

Or, keep the feet in warm water, and rub them well with bran just before bed time.---Tried.

 The first twenty teeth generally last till the sixth or seventh year; after that, till the fourteenth or fifteenth year: they fall out one by one, and are succeeded by others.

The shedding of the teeth is wisely intended, and brought about in a singular manner. Their hardness will not admit of distension like other parts of the body. Hence, after an enlargement of the jaw-bone, the original teeth are no longer able to fill up the cavities of it. They must stand unsup-

ported by each other, and leave spaces between them. Under the first teeth, therefore, is placed a new set, which, by constant pressing upon their roots, rob them of their nourishment, and finally push them out of their sockets.

245. TOOTH-ACHE FROM COLD AIR.

Keep the mouth full of warm water.

246. TEETH SET ON EDGE.

Rub the tops of the teeth with a dry towel.

There is no such thing as worms in the teeth. Children's using coral is always useless, often hurtful.

"Forcing the teeth into order is always dangerous. Filing is generally hurtful.

"All rough and cutting powder destroy the teeth, so do all common tinctures.

"Sweet meats are apt to hurt the teeth, if the mouth be not rinsed after them. Cracking nuts often breaks off the enamel; so does biting thread in two.

"Constant use of tooth-picks is a bad practise, constant smoking of tobacco destroys many good sets of teeth."---*Mr. Beardmore.*

247. EXTREME THIRST, (without a fever.)

Drink spring-water in which a little sal prunello is dissolved.

248. PAIN IN THE TESTICLES.

Apply pellitory of the wall beaten up into a poultice, changing morning and evening.

249. TESTICLES INFLAMED.

Boil bean-flower in three parts of water, one part vinegar.

250. TO DRAW OUT THORNS, SPLINTERS, AND BONES.

Apply nettle-roots and salt.

Or, turpentine spread on leather.

251. THRUSH.*

Mix juice of calendine with honey to the thickness of cream. Infuse a little powdered saffron let this simmer a while and scum it; apply it where needed with a feather. At the same time give eight or ten grains of rhubarb; to grown persons twenty.

Or, take an ounce of clarified honey, having scummed off all the dross from it, put in a drachm of roche-alum finely powdered, and stir them well together. Let the child's mouth be rubbed well with this five or six times a-day, with a bit of rag tied upon the end of a stick; and though it be the thorough thrush, it will cure it in a few days. I never knew it fail

Or, burn scarlet cloth to ashes and blow them into the mouth. This seldom fails.

252. TONSILS SWELLED.

Wash them well with lavender-water.

253. TORPOR, OR NUMBNESS OF THE LIMBS.

Use the cold bath with rubbing and sweating.

254. TWISTING OF THE GUTS.

Many at the point of death have been cured by taking one, two, or three pounds of quicksilver, ounce by ounce. (Pareus.)

255. TYMPANY, OR WINDY DROPSY.

Use the cold bath with purges intermixed.

Or, mix the juice of leeks and of elder. Take

* Little white ulcers in the mouth.

two or three spoonful of this morning and evening
—Tried.

Or, eat a few parched peas every hour.

256. A VEIN OR SINEW CUT.

Apply the inner green rind of hazel, fresh scraped.

257. THE VERTIGO, OR SWIMMING IN THE HEAD.

Take a vomit or two.

Or, use the cold bath for a month.

Or, in a May morning about sun-rise sluff up the dew, daily, that is on mallow leaves.

Or, apply to the top of the head, shaven, a plaister of flour of brimstone and white of eggs.—Tried.

Or, take every morning half a drachm of mustard-seed.

Or, mix one part of salt of tartar with three parts of cream of tartar; take a tea-spoonful in a glass of water, every morning, fasting. This is serviceable when the vertigo springs from acid, tough phlegm in the stomach.

258. VIGILIA, OR INABILITY TO SLEEP.

Apply to the forehead, for two hours, cloths four times doubled, dipt in cold water. I have known this applied to a lying-in woman, and her life saved thereby.

Or, take a grain or two of camphire. It is both safer and surer than opium.

Assafoetida, from ten to thirty grains, likewise will in most cases have as much effect as opium.—Drink no green tea in the afternoon.

259. BITE OF A VIPER OR RATTLE SNAKE.

Apply bruised garlick.

Or, rub the place immediately with common oil. Query, would not the same cure the bite of a mad dog? Would it not be worth while to make a trial on a dog?

260. TO PREVENT THE BITE OF A VIPER.

Rub the hands with the juice of radishes.

261. AN ULCER.

Dry and powder a walnut leaf and strew it on, and lay another walnut leaf on that.—Tried.

Or, boil walnut-tree leaves in water with a little sugar. Apply a cloth dipt in this, changing it once in two days. This has done wonders.

Or, foment morning and evening with a decoction of walnut-tree leaves, and bind the leaves on. This has cured foul bones; yea, and a leprosy.—Tried.

262. ULCER IN THE BLADDER OR KIDNEYS.

Take decoction of agrimony thrice a-day.

Or, decoction, powder, or syrup of horsetail.

263. ULCER IN THE GUM OR JAW.

Apply honey of roses sharpened with spirits of vitriol.

Or, fill the whites of eggs boiled hard and slit, with myrrh and sugar-candy, powdered. Tie them up, and hang them on sticks lying across a glass. A liquid distils, with which anoint the sores often in a day.

264. A FISTULOUS ULCER.

Apply wood-betony, bruised, changing it daily.

265. A BLEEDING VARICOUS ULCER IN THE LEG.

Was cured by constant cold bathing.

266. A MALIGNANT ULCER.

Foment, morning and evening, with a decoction of mint; then sprinkle on it finely powdered rue.

Or, burn to ashes, but not too long, the gross stalks on which the red coleworts grow. Make a plaster of this and fresh butter. Change it once a-day.

Or, apply a poultice of boiled parsnips. This will cure even when the bone is foul.

Or, be electrified.---Tried.

267. AN ULCER IN THE URETHRA.*

Take a clove of garlic morning and evening.

268. AN EASY AND SAFE VOMIT.

Pour a dish of tea on twenty grains of ipecacuanha. You may sweeten it if you please. When it has stood four or five minutes, pour the tea clear off and drink it.

269. TO STOP VOMITING.

Apply a large onion, slit across the gram, to the pit of the stomach.—Tried.

Or, take a spoonful of lemon juice and six grains of salt of tartar.

270. BLOODY URINE.

Take twice a-day a pint of decoction of agrimony.
Or, of decoction of yarrow.

271. URINE BY DROPS, WITH HEAT AND PAIN.

Drink nothing but lemonade.---Tried.

Or, beat up the pulp of five or six roasted apples with a quart of water. Take it at lying down. It commonly cures before morning.

272. INVOLUNTARY URINE.

Use the cold bath.

Or, take a tea-spoonful of powdered agrimony in a little water morning and evening.

Or, a quarter of a pint of alum posset drink every night.

* The urethra is the passage of the urine.

Or, foment with rose-leaves and plantain-leaves, boiled in smith's forge water; then apply plaisters of alum and bole armoniac made up with oil and vinegar.

Or, apply a blister to the os-sacrum. This seldom fails.

273. SHARP URINE.

Take two spoonsful of fresh juice of ground-ivy.

274. SUPPRESSION OF URINE.

Is sometimes relieved by bleeding.

Or, drink largely of warm lemonade.

Or, a scruple of nitre every two hours.

Or, take a spoonful of juice of lemons sweetened with syrup of violets.

Or, seven grains of mercurius dulcis.

275. UVULA INFLAMED.*

Gargle with a decoction of beaten hemp-seed.

Or, with a decoction of dandelion.

Or, touch it frequently with camphorated spirits of wine.

276. UVULA RELAXED.

Bruise the veins of a cabbage leaf and lay it hot on the crown of the head; repeat, if needed, in two hours. I never knew it fail.

Or, gargle with an infusion of mustard-seed.

277. WARTS.

Rub them daily with a radish.

Or, with juice of marigold flowers: it will hardly fail.

Or, water in which sal armoniac is dissolved.

* This is usually called the palate of the mouth.

Or, apply bruised purslain as a poultice, changing it twice a-day. It cures in seven or eight days.

278. WEAKNESS IN THE ANCLES.

Hold them in cold water a quarter of an hour morning and evening.

279. A SOFT WEN.

Wrap leaves of sorrel in a wet paper, and roast them in the embers : mix it with finely sifted ashes into a poultice. Apply this warm, daily.

Dr. Reviere says—"I cured a wen as big as a large fist thus :---I made an instrument of hard wood, like the stone with which the painters grind their colours on a marble. With this I rubbed it half an hour twice a day ; then I laid on a suppurating plaister very hot, which I kept on four or five days. The wen suppurated and was opened. Afterwards all the substance turned into matter, and was evacuated. Thus I have cured many since

280. THE WHITES.

Live chastely : feed sparingly : use exercise constantly : sleep moderately, but never lying on your back.

Take eight grains of jalap every eight days. This usually cures in five weeks.

Or, first bleed ; then purge thrice with twenty grains of rhubarb, and five of calomel.

Or, boil four or five leaves of the white hollyhock in a pint of milk with a little sugar, then add a tea-spoonful of balm of Gilead. Drink this every morning. It rarely fails.

Or, make Venice turpentine, flour, and fine sugar, equal quantities, into small pills. Take three or four of these morning and evening. This also cures most pains in the back.

Or, take yellow resin, powdered, one ounce; conserve of roses, half an ounce; powdered rhubarb, three drachms; syrup, a sufficient quantity to make an electuary. Take a large tea-spoonful of this twice a day, in a cup of comfrey-root tea.

Or, in a quarter of a pint of water, wherein three drachms of tamarinds and a drachm of lentisk-wood has been boiled. When cold, infuse senna, one drachm; coriander-seed and liquorice, a drachm and a half each. Let them stand all night. Strain the liquor in the morning, and drink it daily two hours before breakfast.

Or, take quicksilver and aqua sulphurata as for an asthma. This seldom fails.

281. A WHITLOW.

Apply treacle.—Tried.

Or, honey and flour.—Tried.

Or, a poultice of chewed bread. Shift it once a-day.

Or a poultice of powdered pit coal and warm water.

282. WORMS.*

Take two tea-spoonful of brandy, sweetened with loaf sugar, every morning.

Or, a spoonful of the juice of lemons.

Or, two spoonful of nettle juice.

Or, boil four ounces of quicksilver an hour in a quart of clear water: pour it off and bottle it up. You may use the same quicksilver again and again.

* A child may be known to have the worms by chilliness, paleness, hollow eyes, itching of the nose, starting in sleep, and an unusual stinking breath. Worms are never found in children that live wholly on milk.

Use this for common drink ; or at least, night and morning for a week or two. Then purge off the dead worms with fifteen or twenty grains of jalap.

Or, take two tea-spoonful of worm-seed mixed with treacle, for six mornings.

Or, one, two, or three drachms of powdered fern-root boiled in mead. This kills both the flat and round worms. Repeat the medicine from time to time.

Or, give one tea-spoonful of syrup of bear's-foot at bed time, and one or two in the morning, for two or three successive days, to children between two and six years of age, regulating the dose according to the strength of the patient.

Syrup of bear's-foot is made thus :—Sprinkle the green leaves with vinegar, stamp and strain out the juice, and add to it a sufficient quantity of coarse sugar. This is the most powerful medicine for long round worms.

Bruising the green leaves of bear's-foot and smelling often at them, sometimes expels worms.

Or, boil half an ounce of aloes, powdered, with a few sprigs of rue, wormwood, and camomile, in half a pint of gall, to the consistency of a plaister ; spread this on thin leather and apply it to the stomach, changing it every twelve hours, for three days ; then take fifteen grains of jalap, and it will bring vast quantities of worms away, some burst, and some alive. This will cure when no internal medicine avails. See Extract from Dr. Tissot, page 145.

283. FLAT WORMS.

Mix a table-spoonful of Norway tar in a pint of small beer ; take it as soon as you can in the morning, fasting. This brought away a tape-worm thirty-six feet in length.

Or, take from two to five grains of gamboge made into a pill or bolus, in the morning, fasting, drinking after it a little weak green tea, and likewise when it begins to operate, till the worm is evacuated. The dose must be regulated according to the patient's strength; for neither this nor any other medicine given as an alterative, is of the least service in this disorder. If the head of the worm be fixed in the upper orifice of the stomach, a smart shock from the electrifying machine will probably dislodge it: then purge. To prevent---avoid drinking stagnated water.

284. WOUNDS.

If you have not an honest surgeon at hand

Apply juice or powder of yarrow.—(I.)

Or, bind leaves of ground-ivy upon it.

Or, wood-betony bruised. This quickly heals even cut veins and sinews, and draws out thorns or splinters.

Or, keep the part in cold water for an hour, keeping the wounds closed with your thumb; then bind on the thin skin of an egg-shell for days or weeks, till it falls off of itself. Regard not, though it prick or shoot for a time.

285. INWARD WOUNDS.

Infuse yarrow twelve hours in warm water. Take a cup of this four times a-day.

286. PUTRID WOUNDS.

Wash them morning and evening with warm decoction of agrimony. If they heal too soon, and a matter gathers underneath, apply a poultice of the leaves pounded, changing them once a-day till well.

Or, apply a carrot poultice; but if a gangrene comes on, apply a wheat flour poultice (after it has been by the fire till it begins to ferment) nearly cold. It will not fail.

287. WOUNDED TENDONS.

Boil senné roots to a thick mucilage or jelly, and apply this as a poultice, changing it twice a-day.

288. TO OPEN A WOUND THAT IS CLOSED TOO SOON.

Apply bruised centuary.

MEDICINES.

DAFFY'S ELIXIR.

TAKE of the best senna, guaiacum, liquorice sliced small, aniseeds, coriander seeds, and elecampane-root, of each half an ounce; raisins of the sun, stoned, a quarter of a pound: let them all be bruised and put into a quart of the best brandy. Let it stand by the fire for a few days, and then strain it.

ANOTHER RECEIPT FOR DAFFY'S ELIXIR.

Take of senna leaves, two ounces; jalap powder, one ounce; coriander-seeds, a quarter of an ounce; proof spirit, or brandy, three pints: put all the ingredients into a bottle for four or five days, shaking it frequently; strain off the tincture, and add three ounces of powdered sugar-candy. This medicine is more active than the preceding, and is calculated to remove obstructions in the bowels, in cholics and other complaints that require purging, especially when castor oil has not had the desired effect. The dose is one, two, or three table-spoonsful, in a cup of camomile tea, or water.

TURLINGTON'S BALSAM.

Take balsam of Peru, and balsam of Tolu, of each half an ounce; gum storax, in tears, and gum guaiacum, of each one ounce; gum benjamin, an ounce and a half; hepatic aloes and frankincense, of each two drachms: let the gum be bruised, and put all the ingredients into a quart of rectified spirits of wine; shake the bottle frequently, and in eight days it is fit for use.

This is indeed a most excellent medicine for man or beast, or for any fresh wound. I know none like it.

DOCTOR JAMES'S POWDERS.

Instead of giving half-a-crown a packet for these powders, you may at any druggist's get Dr. Hardwick's fever powder, for a shilling an ounce, which, if it be not the same, will answer just the same end.

SCOTCH PILLS.

Dissolve two ounces of hepatic aloes, with a small spoonful of sweet oil and as much water, in a porringer over a small fire. When it is of a proper consistence, make it into pills with or without liquorice powder.

EMETIC TARTAR VOMIT.

Dissolve four grains of emetic tartar in half a pint of hot water; stir it about well: when it is cold it is fit for use. Take two table-spoonsful every quarter of an hour till it operates; after which no more of the vomit must be taken. Drink a small cup of gruel, or weak camomile tea after every puke to work it off. A pint or a pint and a half of gruel or tea is generally sufficient. To settle the stomach, drink a little weak brandy and water, and lie down half an hour.

One table-spoonful of the emetic tartar water, every quarter of an hour till it pukes, is sufficient for weekly people; while others again require four times as much. A child of a month old may take a small tea-spoonful every quarter of an hour; one of three months old will require two tea-spoonsful, and so in proportion to their age and strength.--- Children require nothing to work off a vomit; and a pint or a pint and a half of gruel or camomile tea is sufficient for adults. It is an absurd and pernicious practice to drink pint after pint of hot liquids to work off a vomit, and frequently leaves a very great relaxation of the stomach, which does not recover its tone for some months afterwards.

The design of giving the vomit in the manner above described, is in order that it may work in the gentlest manner possible. If it operates two, or three, or four times, it is sufficient. Violent vomits are often attended with dangerous consequences; whereas gentle ones may be repeated two or three times a-week if necessary.

If a vomit works too violently, drink moderately of weak brandy and water, and apply a raw onion cut in two to the pit of the stomach.

The best time for taking a vomit is in a morning, fasting. But in cases where no time is to be lost, it may be taken at eleven o'clock, or in the evening.

Persons who are costive, should not venture upon a vomit till the costiveness is removed, which must be done in an hour or two's time by a clyster, or a small dose of jalap powder, or any other opening medicine.

In consumptive cases, and in the dysentery cases, ipecacuanha is the properest vomit. The emetic tartar is best calculated for removing acidity, bile,

and putrid matter from the stomach. In the beginning of some nervous and putrid fevers, where the pulse is weak, and the stomach loaded with sour, foetid, yellow or green matter, there is perhaps no medicine equal to it. The heaviness, listlessness, pain in the loins, and head-ache, are generally removed before next morning.

Emetic tartar, when it is prescribed with judgment and taken properly, is one of the best medicines known at this day. I have given it to many thousand patients with the utmost safety, and with the greatest advantage. I prefer it in every case to James' fever powder, though a medicine composed of the same materials. The operations of emetic tartar may be directed to the stomach, the bowels, or the skin, as the case requires.

Some of the quack doctors mix powdered ginger with emetic tartar, and call it the ginger vomit. I do not know that this is any injury to the medicine; but some of the low country druggists adulterate it with chalk or magnesia: these articles are only hurtful by preventing the purchasers knowing exactly the quantity they ought to take. It is, therefore, necessary to apply to apothecaries or druggists on whose veracity you can depend.

AN EXCELLENT EYE-WATER.

Take flowers of zinc and white copperas, of each a quarter of an ounce; water half a pint; mix them together. It is used in the same manner as the white copperas eye-water, page 55; but in most cases it is greatly preferable, particularly in the inflammation of the eye-lids, and any external or internal excoriation. If it is too sharp, add a little more water to it.

COLD BATHING

CURES YOUNG CHILDREN OF

Convulsions	Inflammation of the ears,
Coughs	navel, and mouth
Cutaneous inflammations	Rickets
pimples, and scabs	Suppression of urine
Gravel	Vomiting
	Want of sleep

It prevents the growth of hereditary

Apoplexies	King's Evil
Asthmas	Melancholy
Blindness	Palsies
Consumptions	Rheumatism
Deafness	Stone
Gout	

It frequently cures every nervous* and every paralytic disorder; in particular

Asthma	Epilepsy
Agues of every sort	Fevers (violent)
Atrophy	Gout (running)
Blindness*	Hectic Fevers
Cancer	Hysteric Pains*
Chin Cough	Incubus
Coagulated blood after	Inflammations*
bruises	Involuntary stool or
Consumptions	urine*
Convulsions	Lameness
Coughs	Leprosy (old)
Complication of distem-	Lethargy

* And this I apprehend accounts for its frequently curing the bite of a mad dog, especially if it be repeated for twenty-five or thirty days successively.

pers	Loss of appetite,* smell,*
Convulsive pains*	speech,* taste
Deafness ^d	Nephritic pains
Dropsy	Palpitation of the heart
Pains in the back, joints,	Stone in the kidneys
stomach*	Torpor of the limbs, even
Rheumatism	when the use of them
Rickets	is lost
Rupture	Tetanus
Suffocations	Tympany
Surfeits (at the begin-	Vertigo
ning)	St. Vitus' dance
Sciatica*	Vigilia
Scorbutic pains*	Varicous ulcers
Swelling on the joints	Whites

But in all cases where the nerves are obstructed, such as those marked thus,* you should go to bed immediately after and sweat.

'Tis often necessary to use the hot bath a few days before you use the cold.

Wise parents should dip their children in cold water every morning, till they are three-quarters old; and afterwards their hands and feet.

Washing the head every morning in cold water prevents rheums, and cures coughs, old head-aches, and sore eyes.

WATER DRINKING

GENERALLY PREVENTS

Apoplexies	Madness
Asthmas	Palsies
Convulsions	Stone
Gout	Trembling
Hysteric fits	

To this children should be used from their cradles.

The best water to drink, especially for those who are much troubled with the wind, is rain water.— After it has settled, draw it off clear into another vessel, and it will keep sweet for a long time.

ELECTRIFYING,

IN A PROPER MANNER, CURES

St. Anthony's Fire	Lock jaws and joints
Blindness	Leprosy
Blood extravasated	Menstrual obstruction
Bronchocele	Ophthalmia
Burns or scalds	Pain in the stomach
Coldness in the feet	Palsy
Contraction of the limbs	Palpitation of the heart
Convulsions	Restores bulk and ful- ness to wasted limbs
Cramp	Rheumatism
Deafness	Ring worms
Falling sickness	Sciatica
Feet violently disordered	Shingles
Felons	Sinews shrunk
Fistula Lachrymalis	Spasms
Fits	Stiff joints
Flooding	Sprains, however old
Ganglions	Surfeit
Gout	Swellings of all sorts
Head-ache	Sore throat
Imposthumes	Tooth-ache
Inflammation	Ulcers
Involuntary motion of eyelids	Wens
King's evil	Wasting
Knots in the flesh	Weakness of the legs
Lameness	

Nor have I yet known one single instance wherein it has done harm; so that I cannot but doubt the veracity of those who have affirmed the contrary. Dr. De Haen positively affirms it can do no hurt in any case; that is, unless the shock be immoderately strong.

The best method is to give fifty, or even a hundred small shocks each time; but let them be so gentle as not to terrify the patient in the least.

Drawing sparks removes those tumours on the eyelids, called barley-corns, by exciting local inflammation, and promoting suppuration.

FASTING SPITTLE

OUTWARDLY APPLIED EVERY MORNING, HAS SOMETIMES RELIEVED AND SOMETIMES CURED

Blindness	Cuts (fresh)
Contracted sinews from a cut	Deafness
Corns (mixed with chewed bread and applied every morning)	Eyelids red and inflamed
	Scorbutic tetter
	Sore legs
	Warts

Taken inwardly it relieves or cures

Asthmas	Leprosy
Cancers	Palsy
Falling sickness	Rheumatism
Gout	Swelled liver
Gravel	Stone
King's evil	Scurvy.

The best way is to eat about an ounce of hard bread, or sea-biscuit, every morning, fasting, two or three hours after. This should be done, in stubborn cases, for a month or six weeks.

* * I advise all in or near London to buy their medicines at Apothecaries' Hall. There they are sure to have them good.

CONTENTS.

	PAGE		PAGE
Abortion	19	Cut	48
Agues	19	Deafness	48
St. Anthony's Fire ...	23	Delivery	49
Apoplexy	24	Diabetes	49
Athma	26	Dropsy	50
Baldness	28	Drowned	52
Bleeding of the Nose	28	Ear-ache, &c.....	52
Blood spitting, &c. ..	30	Eyes	53
Blisters.....	30	Fainting	58
Biles	31	Falling Sickness.....	59
Breasts, hard, &c. ..	31	—— of Fundament	60
Bruises.....	31	—— of Womb	60
Burns or Scalds	32	Fat	60
Cancers.....	33	Fevers	61
Chilblains.....	35	Fistula	63
Children	36	Fleas and Bugs	64
Chin-cough	36	Flooding, in lying-in	64
Cholera Morbus	37	Flux	65
Chops in nipples	38	Gangrene.....	67
Choxt Hands, &c.....	38	Gout	67
Colds.....	38	Gravel	68
Cholic	39	Green Sickness	69
Consumption	42	Gums	69
Convulsions	44	Hair, to grow.....	69
Corns	44	Head-ache	69
Costiveness.....	45	Head, stoppage in...	71
Coughs.....	46	Heart-burn	71
Cramp	47	Hiccup	71

	PAGE		PAGE
Hoarseness	72	Sciatica.....	93
Hysteric disorders....	72	Scrotum swelled.....	93
Jaundice	72	Scorbutics	93
Iliac Passion	73	Scurvy	94
Imposthume	73	Shin, broken	96
Itch	74	Shingles	96
King's Evil	74	Sickishness	96
Lameness.....	75	Sinews shrunk	96
Legs, sore	76	Skin rubbed off	96
Leprosy	76	Small Pox	97
Lethargy	76	Sores.....	97
Lice, to kill.....	77	Sore Throat	98
Lightning, for one seemingly killed by	77	Sprain	99
Lues Venerea.....	77	Stings	99
Lunacy.....	77	Stitch in the Side....	100
Madness	78	Stomach	100
Mad Dog, bite of	78	Stone	102
Measles.....	79	Stoppage in Kidneys	103
Menses obstructed....	80	Stranguary	103
Milk	81	Sunburn	103
Mortification	81	Surfeit	103
Nervous disorders....	81	Sweating	103
Nettle Rash	82	Swellings	104
Old Age	83	Teeth.....	104
Pains.....	83	Tooth-ache	105
Palsy.....	83	Thirst	106
Palpitation of Heart..	84	Testicles, pain in	106
Piles	84	Thorns and Splinters	107
Plague	85	Thrush.....	107
Pleurisy	86	Tonsils swelled	107
Poisoned	87	Twisting of Guts	107
Polypus	87	Torpor of Limbs	107
Prick or cut	87	Tympany.....	107
Ptyalism	87	Vein cut	108
Purges	88	Vertigo.....	108
Quinsy	88	Vigilia	108
Rheumatism	89	Viper, bite of.....	108
Rickets.....	91	Ulcers	109
Ring Worms	91	Vomits.....	110
Running at the Nose	91	Urine	110
Ruptures.....	91	Uvula	111
Scald Head.....	92	Warts	111
		Weakness in Ancles..	112

	PAGE		PAGE
Wen	112	Scotch Pills.....	117
Whites	112	Emetic Tartar Vomit	117
Whitlow	113	Eye Water	119
Worms.....	113		
Wounds	115		
MEDICINES.			
Daffy's Elixir	116	Cold Bathing	120
Turlington's Balsam..	117	Water Drinking.....	121
Dr. James' Powders..	117	Electrifying.....	122
		Fasting Spittle	123

END OF PRIMITIVE PHYSIC.

THE
GENERAL RECEIPT BOOK;

OR,

Oracle of Knowledge:

CONTAINING

SEVERAL HUNDRED USEFUL RECEIPTS

AND EXPERIMENTS

IN

EVERY BRANCH OF SCIENCE;

INCLUDING

MEDICINE, CHEMISTRY, MECHANICS, DYEING, PAINTING,
COLOURING, PICKLING, PRESERVING, &c. &c.

WITH DIRECTIONS FOR

MAKING BRITISH WINES.

*The whole so clearly explained as to be within the
reach of the most limited capacity.*

COMPILED AND EXTRACTED FROM


VALUABLE PRIVATE MANUSCRIPTS, PUBLIC DOCUMENTS,
AND EXPENSIVE WORKS OF THE MOST
EMINENT PRACTITIONERS.

By H. GIFFORD, CHEMIST.


LONDON.

PUBLISHED FOR THE BOOKSELLERS.

MDCCCXLV.




ADDRESS.



IN offering a new Edition of the GENERAL RECEIPT BOOK, the Publisher cannot refrain from expressing his grateful thanks for the liberal support the Work has hitherto received, which he flatters himself, he shall continue to merit by a diligent and unwearied desire to afford them amusement and instruction. In this Edition will be found many additional valuable Recipes with which he has been favoured by private friends, or procured from other sources of acknowledged merit.

The Publisher has also altered the size of this little Volume, so as to make it more portable, many of his patrons having suggested this improvement, in consequence of its inconvenient bulk, as well as to make it uniform with his numerous other publications. Utility and economy having been the principal objects considered by the Publisher, he trusts he shall succeed in his most ardent wish, viz. to obtain the approbation of his readers.



THE
General Receipt Book.

MISCELLANEOUS.

Tooth Powder.—Take have an ounce of powdered gum myrrh, one ounce of powdered bark, two drachms of cream of tartar, one drachm of bole ammoniac, mix in a mortar. A constant use of this powder will cause the teeth to obtain a beautiful whiteness, and preserve them from decaying, and prevent the tooth-ache. As some persons prefer using a tooth-paste in preference to a powder, the above mixture need only be made into a paste with the addition of honey.

Salts of Lemons.—Take equal parts of cream of tartar and citric acid powdered very fine, and mix together. This forms the salts of lemons as sold at the druggist's shops in small oval boxes at 1s. each, printed directions for using, which may be had of any druggist.

Matchless Blacking.—Take a quarter of a pound of ivory black, two ounces of the coarsest brown sugar, three pints of sour table beer, mix it well together, then throw in about a small table spoonful of sweet oil, and as much vitriolic acid; stir it well together, and in a few hours bottle it for use.

Bailey's Patent Cakes for Liquid Blacking.—This blacking has been the source of an ample fortune to the patentee, the celebrated Mr. Bailey, of Cockspur-street, Charing-cross, whose exclusive right has lately expired. It is made, according to the specification in the patent office, with one part of the gummous juice which issues from the shrub called goat's thorn, during the months of June, July, and August; four parts of river water, two parts of neat's foot or some other softening oil, two parts of a deep blue colour, prepared from iron and copper, and four parts of brown sugar-candy. The water is then evaporated till the composition becomes of a proper consistence, when it is formed into cakes of such a size as to produce, when dissolved in hot water, a pint of liquid blacking.

German method of blacking leather.—Take two pounds of the bark of elder, and the same quantity of the filings of rust of iron; steep them in two gallons of river water, and put them in a cask or earthen vessel closely stopped. After it has stood two months, put to the liquid when well pressed out, a pound of powdered nut-galls and a quarter of a pound of copperas; then, after stirring it over a good fire, press out the liquid, with which the leather is to be three or four times brushed over, when it becomes of an excellent and most durable black.

Invisible Ink.—Put litharge of lead into very strong vinegar, and let it stand twenty-four hours; strain it off, and let it be till settled, then put the liquor in a bottle.

You next dissolve orpiment in quick lime water,

by setting the water in the sun for two or three days, turning it five or six times a day. Keep the bottle containing this liquor well corked, as the vapour is highly pernicious if received into the mouth.

Write what you wish with a pen dipped in the first liquid, and, to make it visible, expose it to the vapour of the second liquor.

If you wish them to disappear again, draw a sponge or pencil dipped in aqua-fortis over the paper, and if you wish them to re-appear, let the paper be quite dry, then pass the solution of orpiment over it.

Another.—Dissolve bismuth in nitrous acid, when the writing with the fluid is exposed to the vapour of liver of sulphur it will become quite black.

Another.—Dissolve green vitriol and a little nitric acid in common water, write with a new pen, next infuse Aleppo galls slightly bruised in water. In two or three days pour the liquor off. By drawing a camel's hair pencil dipped in the second solution over the characters written with the first, they will appear a beautiful black.

Another.—Mix alum with lemon juice; the letters written with this ink are invisible till dipped in water.

Ink.—Take two gallons of soft water and a pound and a half of bruised galls; infuse them one month, and stir them daily; then add half a pound each of green copperas, logwood chips, gum arabic, and a gill of brandy.

Red Ink.—Boil an ounce of fine Brazil wood, (in the chips) and half a pint of water, and add three drachms of gum arabic, and half an ounce of allum.

Blue Ink.—Dissolve a small quantity of indigo in a little oil of vitriol, and add a sufficient quantity of water, in which is dissolved some gum arabic

Yellow Ink.—Dissolve gamboge in a solution of gum.

Scarlet Ink.—Dissolve vermilion in gum water.

Permanent Ink for Marking Linen.—Dissolve a drachm of lunar caustic (which may be had at any druggists) in three drachms of distilled rain water; then add about half a drachm of gum arabic. This forms the ink with which you must write with a clean pen upon the linen, prepared as follows:—Dissolve half an ounce of sub-carbonate of soda in an ounce of water, and add twenty grains of gum arabic. This forms the liquid, which is to be kept in a separate bottle; well moisten the part of the linen you wish to write on with this liquid, dry it before a gentle fire, then write as before directed. The writing when exposed to the sun becomes black.

Permanent Red Ink for marking Linen.—This useful preparation, which was contrived by the late learned and ingenious Dr. Smellie, of Edinburgh, who was originally a printer in that city, may be used either with types, a hair pencil, or with a pen:—take half an ounce of vermilion, and a drachm of salt of steel; let them be levi-

gated with linseed oil to the thickness or limpidity required for the occasion. This has not only a very good appearance, but will be found to resist the effects of acids as well as all alkaline leys. It may be made of other colours, by substituting the proper articles instead of vermilion.

Ink for printing on linen with types.—Dissolve one drachm of asphaltum in four drachms of oil of turpentine, then add lamp black or black lead, in fine powder, in sufficient quantity to render the ink of a proper consistence for printing with types.

To make mock Indian ink.—Dissolve six parts of isinglass in twice its weight of boiling water, one part of liquorice in two parts of boiling water, mix both together while warm, then incorporate by little at a time, on a stone with a spatula, one part of the finest ivory black. When the mixture has been perfectly made, heat it in a water bath till the water is evaporated; it will then form a paste; any form may be given it by moulding it as usual.

White Ink for writing on black paper.—Having carefully washed some egg-shells, remove the internal skin, and grind them on a piece of porphyry. Then put the powder in a small vessel of pure water, and when settled at the bottom draw off the water, and dry the powder in the sun. This powder must be preserved in a bottle; when you want to use it, put a small quantity of gum ammoniac into distilled vinegar, and leave it to dissolve during the night. Next morning the solution will appear white; and if you strain it through a linen cloth, and add to it the powder of egg-shells, you will obtain a very white ink.

To make old Writing legible.—Take six bruised galls, and put them to a pint of strong white wine; stand it in the sun forty-eight hours; dip a brush into it and wash the writing, and, by the colour, you will discover whether your mixture is strong enough of the galls.

Never-yielding Cement.—Calcine oyster-shells, pound and sift them through a sieve, and grind them on a flat smooth stone with a muller till they are reduced to the finest powder, then take the whites of several eggs according to the quantity of powder, form the whole into a paste. With it join the pieces of china or glass, and press them together for six or eight minutes. This cement will stand both heat and water, and will never give way, even if the article should fall to the ground.

To make Phosphorus-Match Bottles.—Nothing more is necessary for this purpose than to drop small pieces of phosphorus into a common vial, heat it till it melts, and then turn the bottle round that it may adhere to the sides. The vial should be closely corked, and, when used, a common brimstone match is to be introduced and rubbed against the side of the vial; take it out instantly, cork the bottle, and if the match does not ignite quickly, rub it briskly on a smooth bit of cork. The vial that should be used ought to be shallow, such a one as is generally used for holding hair oil is well adapted for the purpose. A tin case should be made that will hold the bottle and a small piece of cork, with a vacancy for the matches.

Water-Gilding upon Silver.—Take copper flakes, on which pour strong vinegar; add alum and salt in equal quantities; set them on a fire, and when the vinegar is boiled till it becomes one-fourth part of its original quantity, throw into it the metal you intend to gild, and it will assume a copper colour. Continue boiling it and it will change to a fine gold colour.

Fulminating Silver.—Put into a small-necked bottle, resting on a little sand, one part of fine silver filings and three parts of aqua-regious (nitre-muriatic acid). When the silver is dissolved, pour the solution into a glass, add five times the quantity of water, then take spirit of salammoniack, and pour it into the solution drop by drop, until the silver is entirely precipitated to the bottom of the glass; decant the liquor that swims at the top, and having washed it several times in warm waters, dry it and place it on paper capable of absorbing the moisture. If a grain of this powder put into a spoon, (it should be an iron one) be exposed to the flame of a candle, it will explode with a loud report. The crackers are made with this powder, a small quantity being placed in a bit of paper with a pea and a bit of sand twisted up.

The art of Bronzing.—Bronzing is that process by which figures of plaster of Paris, wood, &c., are made to have the appearance of copper or brass. It is as follows:—Dissolve copper filings in aqua-fortis; when the copper has impregnated the acid, pour off the solution, and put into it some pieces of iron filings. The effect of this will be to sink the powder to the bottom of the

acid. Pour off the liquor, and wash the powder in successive quantities of fresh water. When the powder is dry, it is to be rubbed on the figure with a soft brush or piece of leather ; but observe that previously to the application of the bronze powder, a sort of green is to be laid on the figure ; and if you wish the powder to adhere stronger, mix it with gum water, lay it on like paint, or previously trace the parts to be bronzed with gold size, and when nearly dry, rub the powder over it.

To give silver the colour of gold.—Dissolve in common aqua-fortis as much silver as you please : to eight ounces of silver take four ounces of hepatic aloes, six ounces of turmeric, two ounces of prepared tutty, that has been several times quenched in urine. Put these to the solution of the silver, they will dissolve, but rise up in the glass like a sponge ; the glass must therefore be large to prevent running over, then draw it off, and you will have ten ounces of silver as yellow as gold.

To take rust out of steel.—Sweet oil must be well rubbed on it, and in forty-eight hours use unslacked lime powdered very fine, rub it till the rust disappears.

A liquor to remove spots, &c.—Dissolve two ounces of pearl ash in a quart of spring water, to which add two lemons cut into small pieces ; mix this well, and keep it in a warm state two days, by placing it near the fire ; strain it off, and keep it in a bottle for use. To use it, pour a little upon the part, and when it disappears, wash the part in cold water. This is a useful article to remove pitch, grease, &c.

To stain Leather Gloves.—Those pleasing hues of yellow, brown, or tan colour, are readily imparted to leather gloves, by this simple process: steep saffron in boiling hot water for twelve hours, then, having sewed up the tops of the gloves to prevent the dye from staining the insides, wet them over with a sponge dipped in the liquid. The quantity of saffron, as well as of water, depends on how much dye may be wanted, and their relative proportions on the depth of colour required. A common tea-cup will contain sufficient in quantity for a single pair of gloves.

Portable Glue.—Take half a pound of fine glue, boil and strain it clear, then boil two ounces of isinglass, put it in a double glue-pot with four ounces of brown sugar, and boil it pretty thick; pour it into plates; when cold, cut them into small pieces, and dry them. This is an excellent cement for paper, as it instantly dissolves in warm water, and fastens the paper very firmly.

Chemical Soap.—Take about an ounce of Fuller's earth crumbled into powder, moisten it with a little spirit of turpentine, then take half an ounce of salt of tartar and an ounce of the best pot-ash, and work the whole into a paste with a little soft soap. Form it into squares, and they will be fit for use.

Directions.—Moisten the spots of grease, and with a little water rub the soap well on it till it lathers, persevere in this for a short time until the spot disappears, then rinse the cloth with clear water.

N. B. This soap is precisely the same as sold in the streets of London.

Windsor Soap.—Cut some new white soap into thin slices, melt it over a slow fire, and scent it with oil of carraway; when perfectly dissolved, pour it into a mould and let it remain a week, then cut it into such sized squares as you may require.

Soft Pomatum.—Melt in a water bath half a pound of the best lard, take it off the fire, and add half a pint of rose water, stir it continually with a clean piece of wood or ivory, made in the form of a spatula or knife, until it is cold, then drain off the superfluous water that swims on the surface, add a few drops of the otto of roses, or any other scent you please. In order to prevent its turning rancid, add a table spoonful of spirits of wine.

Hard Pomatum.—Melt in a water bath a quarter of a pound of lard, quarter of a pound of mutton suet, and one ounce of white wax, take it off the fire, add a little spirits of wine, and for scent, otto of roses, or any other you choose. Stir it continually till nearly cold, turn it into moulds; when cold take them out, and put paper round them.

As it is my intention to explain every process of making preparations in as plain a method as possible, it perhaps may be necessary to inform my readers of the simplest method of making a water bath. I do it more readily as the numerous receipts for ointments, &c. will require its use.

Get a glazed earthen pot capable of holding two quarts, take a good sized sauce-pan, or, if it can be had, a large sized stew or preserve pan would

be preferable, half fill it with water, and place the earthen pot (which holds the ingredients) in it, which forms at once a water bath; nothing more is required than placing it over the fire, and the heat of the water boiling melts whatever may be placed in the earthen pot.

Eau de Luce—Is a kind of liquid volatile soap, of a strong pungent smell, and is prepared as follows:—Ten or twelve grains of white soap are dissolved in four ounces of rectified spirits of wine, after which the solution is strained; a drachm of rectified oil of amber is then added, and the whole filtered. With this solution mix, in a crystal glass bottle, such a proportion of the strongest volatile spirits of salammoniac as will, when sufficiently shaken produce a beautiful milk-white liquid. If a kind of cream should settle on the surface, add a small quantity of the solution of soap. Those who may wish to have this liquor perfumed may employ lavender or Hungary instead of spirits of wine.

Pomad Divin.—Clear a pound and a half of beef marrow from the strings and bones, put it into an earthen pan or vessel of water fresh from the spring, and change the water night and morning for ten days, then steep it in rose-water twenty-four hours, and drain it in a cloth till quite dry. Take an ounce each of storax, gum benjamin, cypress powder, half an ounce of cinnamon, two drachms of cloves, and two drachms of nutmegs, all finely powdered, and mix them with the marrow before prepared. Put all the ingredients into a pewter pot that holds three pints; make a paste of white of egg and flour, lay it upon a piece of

rag, and over it another piece of linen. With this cover the top of the pot very close that none of the steam may be evaporated; put the pot into a larger copper pot with water, taking care to keep it steady, that the water may not reach to the covering of the inner pot. As the water shrinks, constantly add more, boiling hot; it must boil four hours without ceasing.

When the steam has ceased to rise, uncover and strain the ointment through a linen cloth into small pots, and cover these up close with bladder and paper as soon as cold. Silver knives and spatula should be used, as those of other materials absorb a part of the odours.

To make old Gold appear like new.—Dissolve salammoniac in urine, boil the article in it, and it will have the desired effect.

Cold Lacquer.—Take fine sulphur and pulverise it, then boil some stale spring water, pour it hot upon the powder and stir it well together, boil it, and pour into it an ounce of dragon's blood, after it is well boiled, take it off and filter it through a fine cloth, pour this water into a mattass (a chemical vessel) place in the liquor what you wish to colour or lacquer and boil it, and it will be a beautiful gold colour.

Another.—Take hepatic aloes, nitre and Roman vitriol, of each equal quantities, and distil them with water in an alembic, till all the spirits are extracted, it will at last yield a yellowish water, which will tinge any sort of metal a gold colour.

To clean Silver Plate.—Dissolve alum in a

strong ley, scum it carefully, and mix it up with soap, and wash your silver with it, using a linen rag.

To render Boots and Shoes snow and water-proof.—Dissolve a little bees' wax and mutton suet in a pipkin, then slightly rub it over the shoes and the stitches, which will repel the wet, and not in the least prevent the blacking from having the usual effect.

To produce fire by the mixture of two cold liquids.—Take half a pound of pure dry nitre, in powder, put it in a retort that is quite dry; and distilling the mixture in a moderate sand heat, it will produce a liquor like a yellowish fume; this when caught in a dry receiver, is *Glauber's spirits of nitre*; probably the preparation under that name may be obtained at the chemist's, which will of course save time and trouble.

You then put a drachm of distilled oil of cloves, turpentine, or carraways in a glass vessel, and, if you add an equal quantity, or rather more of the above spirits, though both are in themselves perfectly cold, yet, in mixing them together, a great flame will arise and destroy them both, leaving only a little resinous matter at the bottom.

To make a ring suspend by a thread, after the thread has been burned.—Soak a piece of thread in urine, or common salt and water. Tie it to a ring not larger than a wedding ring. When you apply the flame of a candle to it, it will burn to ashes, but yet sustain the ring.

To melt Iron in a moment and make it run into drops.—Heat a piece of iron thoroughly, and then

apply it to a roll of sulphur, the iron will immediately run into drops. This experiment should be performed over a bason of water, in which the drops that fall down will be cooled.

Lead Tree.—To a piece of zinc fasten a wire twisted in the form of the worm of a still, introduce it into the bottle, suspended to the cork. Let the bottle be filled with spring water, with a small quantity of sugar of lead added. In a few days the tree will begin to grow, and produce a most beautiful effect.

To make beautiful transparent colour water.—The following liquors which are coloured, being mixed, produce colours from their own. The yellow tincture of roses, when mixed, produces a green. Blue tincture of violets and brown spirits of sulphur, produce a crimson. Red tincture of roses, and brown spirits of hartshorn, make a blue. Blue tincture of violets, and blue solution of copper, give a violet colour. Blue tincture of cyanus and blue spirit of salammoniac coloured, make a green. Blue solution of Hungarian vitriol, and red tincture of roses, make black; and blue tincture of cyanus and green solution of copper produces red.

To soften Horn.—To one pound of wood ashes add two pounds of quick lime, put them into a quart of water, let the whole boil till reduced to one-third, then dip a feather in, and if on drawing it out the plume should come off, it is a proof that it is boiled enough; when it is settled filter it off, and in the liquor thus strained put shavings of horn. Let them soak three days, and first anointing your hands with oil, work the whole

into a mass and print or mould it into any shape you please.

To take a plaster of Paris cast from a person's face.—The person must lie on his back, and his hair to be tied behind, and in each nostril put a conical piece of paper, open at each end to allow for breathing. The face is to be lightly oiled over, and the plaster prepared, it is to be poured over the face (taking particular care that the eyes are shut) till it is a quarter of an inch thick. Thus a mould is formed, from which a second cast is to be taken, that will furnish casts exactly like the original.

Modelling.—The elegant and cheap chimney ornaments, mostly manufactured by oriental seamen here in London, are formed of rice flour cast into moulds, shaped with tools while plastic.

An elegant cement may also be made from rice flour, which is at present used for that purpose in China and Japan. Mix the flour with cold water, and gently simmer over the fire; when it readily forms a delicate and durable cement, not only answering all the purposes of common paste, but is admirably adapted for joining together paper, card, &c. in forming the various beautiful and tasteful ornaments which afford so much employment and amusement to the ladies.

When made of the consistence of plastic clay, models, busts, basso relievos, &c. may be formed; and the articles, when dry, are susceptible of a high polish, and are very durable.

Cure for Smoky Chimnies.—Inflate a large ox bladder with air, and tie it by the neck to the mid-

dle of a stick, which place across the inside of the chimney, about two feet from the top, or at the foot of the chimney-pot. The buoyancy of the air keeps the bladder continually in a circular motion, and thereby prevents the rush of air into the tunnel from descending so low as the fire-place.

To clean Oil Paintings.—Oil paintings frequently become soiled with smoke or dirt, when they must be treated with great care; dissolve a small quantity of salt in some stale urine, dip a woollen cloth in the mixture, and rub the paintings over with it till they are clean, then wash them with a sponge and clean water, dry them gradually, and rub them over with a clean cloth.

Should the dirt be not easily moved by the above preparation, add a small quantity of soft soap; be very careful not to rub the painting too hard.

To varnish drawings or card-work.—Boil some parchment in clear water in a glazed pipkin, till it becomes a fine clear size, strain, and keep it for use; give your work two coats, observing to do it quickly and lightly; when dry apply your varnish.

Blackman's celebrated oil coloured cakes for artists.—The following is the process, as described in the transactions of the Society of Arts.—Take four ounces of gum mastich, and a pint of spirits of turpentine; mix them together in a bottle, stirring them often till the mastich be dissolved. Where haste is required, some heat may be applied, but the solution is better when made cold. Let the colours be the best you can get; taking care that, by washing, &c. they are brought to the greatest degree of fineness. When the colours are dry, grind them on a hard close stone, for which

purpose porphyry is best, in spirits of turpentine, adding a small quantity of the mastich varnish. Let the colours so ground become again dry, then prepare, in the following manner, the composition for forming them into cakes ; procure some of the purest spermaceti, melt it in a clean earthen vessel over a gentle fire, and when fluid adding one-third its weight of poppy oil—work the whole well together. These things being in readiness, place over a frame, or support, the stone on which the colours were ground, with a charcoal fire to warm it. This being done, grind the colour fine with a muller on the warm stone, after which, adding a sufficient quantity of poppy oil and spermaceti, work the whole together with a muller to the proper consistence. Lastly, taking a piece of the fit size for the cake intended to be made, roll it into a ball, put it into a mould and press it, and the process is completed. These cakes, on being wanted for use, must be rubbed down in poppy or other oil, or in a mixture of spirits of turpentine and oil, as may suit the convenience or intention of the artist.

To construct Paper Balloons.—Take several sheets of silk paper, cut them in the shape of a spindle, or, to speak more familiarly, like the coverings of the sections of an orange ; join these pieces together into a spherical or globular body, and border the aperture with a ribbon, leaving the ends, that you may suspend from them the following lamp. Construct a small basket of very fine wire, if the balloon is small, and suspend it from the following aperture, so that the smoke from the flames of a few sheets of paper, wrapped together and dipped in oil, may heat the inside of it. Before you light this paper, suspend the balloon so

that it may, in a great measure, be exhausted of air, and as soon as it has been dilated, let it go, together with the wire basket, which will serve as ballast.

The Fiery Fountain.—If twenty grains of phosphorus cut very small, and mixed with forty grains of powder of zinc, be put into four drachms of water, and two drachms of concentrated sulphuric acid be added thereto, bubbles of inflamed phosphorated hydrogen gas will quickly cover the whole surface of the fluid in succession, forming a real fountain of fire.

To Silver Iron.—Dissolve mercury in marine acid, and dip a piece of iron into it, or rub the solution over the iron, and it will assume a silvery appearance.

A powder which catches fire when exposed to the air.—Put three ounces of rock alum, and one ounce of honey or sugar into a new earthen dish, glazed, and which is capable of standing a strong heat; keep the mixture over the fire, stirring it continually till very dry and hard; then remove it from the fire, and pound it to a coarse powder. Put this powder into a long-necked bottle, leaving part of the vessel empty; and having placed it in a crucible, fill up the crucible with fire sand, and surround it with burning coals. When the bottle has been kept at red heat for about seven or eight minutes, and no more vapour issues from it, remove it from the fire, then stop it with a piece of cork, and having suffered it to cool, preserve the mixture in small bottles well closed. If you unclose one of these bottles, and let fall a few grains of this powder on a bit of paper, or any

other very dry substance, it will first become blue, then brown, and will at last burn the paper on which it is placed.

To take out Mildew from Clothes.—Mix some soft soap with powdered starch, half as much salt, and the juice of a lemon, lay it on the part with a brush; let it lay on the grass day and night till the stain comes out. Iron-moulds may be removed by the salt of lemons. Many stains may be removed by dipping the linen in sour buttermilk, and then drying it in a hot sun; wash it in cold water, repeat this three or four times. Stains caused by acids may be removed by tying some pearlash up in the stained part; scrape some soap in cold soft water, and boil the linen till the stain is gone.

Lavender Water.—Take a quart of rectified spirits of wine, essential oil of lavender two ounces, essence of ambergris five drachms; put it all into a bottle, and shake it till it is incorporated. Or, put two pounds of lavender blossoms into half a gallon of water, and set them in a still over a slow fire, distil it off gently till the water is all exhausted; repeat the process a second time; cork it closely down in bottles.

Rose Water.—When the roses are in full bloom pick the leaves carefully off, and to every quart of water put a peck of them; put them in a cold still over a slow fire, and distil gradually, then bottle the water; let it stand in the bottle three days, and then cork it close.

Milk of Roses.—Mix four ounces of the oil of

almonds with half a gallon of rose water, and then add forty drops of the oil of tartar.

Hungary Water.—Put some rosemary flowers into a glass retort, and pour on them as much spirits of wine as the flowers will imbibe; dilute the retort well, and let the flowers stand six days, then distil in a sand heat.

Honey Water.—To every quart of spirits of wine, put six drachms of essence of ambergris; pour it into a bottle and shake it well daily.

Saloop.—Boil some wine, water, sugar, and lemon peel together; then add the saloop powder rubbed smooth with a little cold water, and boil the whole a few minutes.

Sago.—Soak your sago in cold water one hour, wash it well and pour off the water, add some more, and simmer the whole till the berries are clear; add lemon, wine, spice, and sugar, and boil the whole up together.

Arrow Root.—Care must be taken to procure that which is genuine, mix it in the same manner as you would starch, then add a glass of sherry with sugar and nutmeg to fancy, or a little brandy.

Topioca Jelly.—Wash some tapioca in cold water, and soak it in fresh water six hours, let it simmer in the same water with a bit of lemon-peel, till it becomes clear, then add lemon-juice, wine, and sugar, agreeable to the taste.

The artificial Rainbow.—Opposite a window into which the sun shines direct, suspend a glass

globe filled with clean water, by means of a spring that runs over a pulley, so that the sun's rays may fall on it. Then drawing the globe up, you will observe, by placing yourself in a proper situation, a purple colour in the glass; and, by drawing it up gradually higher, the other prismatic colours, blue, green, and red, will successively appear; after which the colours will disappear till the globe is raised to about fifty degrees, when they will again appear, but in an inverted order, the red appearing first, and the blue or violet last; on raising the globe a little higher, they will totally vanish.

Curious experiment with the Magic Lantern.—

The construction of this amusing optical machine is so well known, that to describe it would be superfluous, particularly as it can now be purchased very reasonably at any of the optician's; but as many persons who have a taste for drawing might not be pleased with many designs to be had at the shops, or might wish to indulge their fancy in a variety of objects, which, to purchase, would become expensive, we present our readers in the first place with the method of drawing them, which will be succeeded by a plain description of diverting experiments.

Of Painting the Glasses.— You first draw on a paper, the size of the glass, the subject you mean to paint; fasten this at each end of the glass with paste, or any cement to prevent it from slipping. Then with some very black paint mixed with varnish, draw, with a fine camel's hair pencil, very lightly, the outlines sketched on the paper, which are reflected through the glass. Some persons affirm that these outlines can be traced with

japan writing ink, and a common pen with a fine nib ; but this, even if it succeeds in making a delicate outline, is likely to be effaced by damp or wet. It would add to the natural resemblance if the outlines were drawn with a strong tint of each of the natural colours of the object ; but in this respect please your own fancy. When the outlines are dry, colour and shade your figures, but observe to temper your colours with strong white varnish. A pleasing effect will be produced, if you leave strong lights in some parts of the drapery, &c. without any colours. The best colours for this purpose are transparent ones—opaque or mineral colours will not do. The following are in most repute :—

For pink and crimson	.	Lake or carmine.
Blue	. . .	Prussian blue.
Green	. . .	Calcined verdigris, or distilled do.
Yellow	. . .	Gamboge.

A liquor that shines in the dark.—Take a bit of phosphorus about the size of a pea ; break it into small parts, which you are to put into a glass half full of water, and boil it in a small earthen vessel over a moderate fire. Have in readiness a long narrow bottle, with a well fitted glass stopper, and immerse it with its mouth open into boiling water. On taking it out, empty the water, and pour in the mixture in a boiling state ; then put in the stopper and cover it with mastich, to prevent the entrance of the external air. The water will shine in the dark for several months without being touched ; and if it be shaken in dry warm weather, brilliant flashes will be seen to rise through the middle of the water.

To melt a piece of money in a walnut shell without injuring the shell.—Bend any thin coin and put it into half a walnut shell; place the shell on a little sand to keep it steady. Fill the shell with a mixture made of three parts of very dry pounded nitre, one part of flowers of sulphur, and a little saw-dust well sifted. If you then set light to the mixture, you will find, when melted, that the metal will also be melted in the bottom of the shell in form of a button, which will become hard when the burning matter round it is consumed; the shell will have sustained very little injury.

Luminous Liquor.—Put a little phosphorus with essence of cloves into a bottle, which must be kept closely stopped. Every time the bottle is unclosed the liquor will appear luminous. This experiment must be in the dark.

The burnt writing restored.—Cover the outside of a small memorandum book with black paper, and in one of its inside covers make a flap to open secretly, and observe there must be nothing over the flap but the black paper that covers the book. Mix soot with black or brown soap, and rub the side of the black paper next the flap; wipe it clean, so that a white paper pressed against it will not receive any mark. Provide a black lead pencil that will not mark without pressing hard on the paper. Have a small box about the size of a memorandum book, and that opens on both sides, but on one of them by a private method. Give a person the pencil and a slip of thin paper, on which he is to write what he thinks proper; you present him the book at the same time, that he

may not write on the bare board. You tell him to keep what he writes to himself, and direct him to burn it on an iron plate, laid on a chafing dish of coals, and give you the ashes. You then go into another room to fetch your magic box, before described, and take with you the memorandum book. Having previously placed a paper under the flap in the cover of the book, when he presses hard with the pencil to write on his paper, every stroke, by means of the stuff rubbed on the black paper, will appear on that under the flap. You take it out, and put it into one side of the box.— You then return to the other room, and taking a slip of blank paper, you put it into the other side of the box, strewing the ashes of the burnt paper over it. Then shaking the box for a few moments, at the same time turning it dexterously over, you open the other side, and shew the person the paper you first put in, the writing on which he will readily acknowledge to be his. If there be a press or cupboard that communicates with the next room, you need only put the book in the press, and your assistant will open it, and put the paper in the box, which you presently after take out and perform the rest of the amusement as before. There may likewise be a flap on the other cover of the book, and you may rub the paper against that with red lead. In this case you give the person the choice of writing either with a black or red pencil, and present him the proper side of the book accordingly.

To soften Iron or Steel.—Either of the following simple methods will make iron or steel as soft as lead :—

1. Anoint it all over with tallow ; temper it in a gentle charcoal fire, and let it cool of itself.

2. Take a little clay, cover your iron with it, temper it in a charcoal fire.

3. When the iron or steel is red hot, strew belladonna on it.

4. Quench the iron or steel in the juice of water of common beans.

To cast Figures in imitation of Ivory.—Make glass and strong brandy into a paste, with powdered egg-shells very finely ground. You may give it what colour you please; but cast it warm into your mould, which you previously oil over. Leave the figure in the mould till dry, and you will find on taking it out that it bears a very strong resemblance to ivory.

To destroy Bugs.—Mix half a pint of spirits of turpentine and half a pint of best rectified spirits of wine in a strong bottle, and add about half an ounce of camphor, which will dissolve in a few minutes. Shake the mixture well together, and with a sponge or brush dipped in it, well wet the bed and furniture where the bugs breed. This will destroy both them and their nits, though they swarm. The dust, however, should be brushed from the bedstead and furniture, to prevent, from carelessness, any stain. If that precaution is attended to, there will be no danger of soiling the richest silk or damask. On touching a live bug with only the tip of a pin put into the mixture, the insect will be instantly deprived of life, and should any bugs happen to appear after using the mixture, it will be from not wetting the linen, &c. of the bed, the foldings and linings of the curtains near the rings or the joints, or holes in and about the bed, in which places the vermin nestle and

breed ; so that those parts being well wetted with more of the mixture, which dries as fast as it is used, and pouring it into the joints and holes where the sponge and brush cannot reach, it will never fail totally to destroy them. The smell of this mixture, though powerful, is extremely wholesome, and to many persons very agreeable. It exhales, however, in two or more days. Only one caution is necessary, but that is important. The mixture must be well shaken when used ; but never applied by candle light, lest the spirits being attracted by the flare of the candle, might cause a conflagration.

Syrup of Ginger.—An agreeable and moderately aromatic syrup, impregnated with the flavour and medicinal virtues of ginger, is thus prepared :—Macerate an ounce and a half of beaten ginger in a quart of boiling water, closely covered up for twenty-four hours, then, straining off the infusion, make it into a syrup by adding at least two parts of fine loaf sugar, dissolved and boiled up in a hot water bath.

To make Spruce Beer.—This cheap and wholesome liquor is thus made : take of water sixteen gallons and boil the half of it, put the water thus boiled to the reserved cold part, which should be previously put into a barrel or other vessel ; then add sixteen pounds of treacle or molasses, with a few spoonful of the essence of spruce, stirring the whole together, add half a pint of yeast, and keep it in a temperate situation with the bung-hole open for two days, till fermentation subsides, then close it up, or bottle it off, and it will be fit for drink in a few days.

Superior Bitters.—Take half an ounce of the yolks of fresh eggs, carefully separated from the white, half an ounce of gentian root, one drachm and a half of Seville orange peel, and a pint of boiling water, pour the water hot upon the above ingredients, and let them steep in it for two hours, then strain them through cap paper and bottle it for use.

Orangeade or Lemonade.—Press the juice out, then pour boiling water on a part of the peel, and cover it close, boil some water and sugar to a thin syrup and skim it well; when all are cold, mix the juice, the infusion, and the syrup, and strain the whole.

Mulled Ale.—Boil a quart of good ale with some nutmeg, beat up six eggs and mix them with a little cold ale, then pour the hot ale to it, and return it several times to prevent it curdling; warm, and stir it sufficiently thick, add a piece of butter or a glass of brandy, and serve it with dry toast.

To make improved wholesome Purl.—Take Roman wormwood two dozen, gentian root six pounds, calamus aromaticus (or the sweet flag root) two pounds, a pound or two of the galienegaie root, horse radish one bunch, orange-peel dried, and juniper berries each two pounds, seeds or kernels of Seville oranges dried two pounds. These being cut and bruised, put them into a clean butt, and start mild brown beer upon them, so as to fill up the vessel about the beginning of November, and let it stand till the next season; make it thus annually.

Persian art of making Yeast with Pease.—The preservation of yeast having been a subject of much research in Europe, the following particulars may, perhaps, be entitled to attention. On the coast of Persia bread was made in the English manner of good wheat flour, and with the yeast generally used there, which is thus prepared:—Take a tea cup or wine glass full of split or bruised pease, pour on them a pint of boiling water, and set the whole in a vessel all night on the hearth or in any warm place; this will be a good yeast, and have a froth on its top next morning. In this cold climate, especially at a cold season, it should stand longer to ferment, perhaps twenty-four or forty-eight hours, and the quantity of pease should be larger. Experience must determine this: the above quantity made as much bread as a half quartern loaf, the quality of which was very good and light.

Useful properties of Charcoal.—All sorts of glass vessels and other utensils may be purified from long retained smells of every kind in the easiest and most perfect manner, by rinsing them out with charcoal powder, after the grossest impurities have been scoured off with sand and potash. Rubbing the teeth and washing out the mouth with charcoal powder will render the teeth beautifully white, and the breath perfectly sweet, where an offensive breath has been owing to a scorbutic disposition of the gums. Putrid water is immediately deprived of its smell by charcoal.

To make Starch.—Peel and grate a quantity of potatoes, put the pulp into a coarse cloth between

boards, and press it into a dry cake; the juice thus pressed out of the potatoes must be mixed with an equal quantity of water, and in an hour's time it will deposit a fine sediment.

A cement to join broken Glass.—Take one ounce of isinglass, steep it in half a pint of spirits of wine for twenty-four hours, then let it dissolve over a slow fire (always keeping it closely covered, or the spirit will evaporate), then take six cloves of garlic, brúise them well in a mortar, put it in a linen cloth, and squeeze the juice into the isinglass, mix it well together, and keep it for use, it being excellent to join glass, ornaments, &c. &c.

Cephalic Snuff.—Take half an ounce each of rosemary, sage, lilies of the valley, and the tops of sweet marjoram, with a drachm each of asarabacca root, lavender flowers and nutmeg. Reduce the whole to a fine powder, and take it like common snuff, as often as may be necessary for the relief of the head, &c. There are many more powerful snuffs for medicinal purposes, but few so useful, agreeable, and innocent, to be used at pleasure.

The art of making Brillau's incomparable liquid for changing the colour of the hair.—This is said to be the best liquid in the world for making the hair curl, as well as for changing that which is disagreeably sandy to a pleasant colour; the method of preparing it is as follows:—Take two ounces of scrapings of lead, an ounce of hartshorn shavings, a quarter of an ounce of litharge of gold, and a drachm of camphor, put

them into a pint of soft water, and let them boil for half an hour. When cold and fine, pour the liquid off and add a drachm each of sugar of lead and rosemary flowers. Boil these up together, pour off the liquid, and, when fine, it is fit for use.

Admirable wash for the Hair, said to thicken its growth better than Bear's Grease.—Take two ounces each of rosemary, maidenhair, southernwood, myrtle-berries, and hazel-bark, and burn them to ashes on a clean hearth or in an oven; with these ashes make a strong ley, with which wash the hair at the roots every day, and keep it cut short; this wash destroys the worm at the root, and proves far more effectual than bear's grease or pomatum, which rather feed than destroy that unsuspected enemy to the human hair.

Easy method of restoring and rendering legible damaged Parchment Deeds, &c.—When a parchment deed becomes obliterated and discoloured by moisture, on simply immersing it in spring water for about a minute, then pressing it between sheets of blotting paper to prevent it shrivelling up while getting dry, it will generally, when it has nearly approached that state, be found to have resumed its original colour, and appear perfectly plain; but should the characters not prove legible on its becoming moderately dry, the operation must be repeated as often as it may be necessary. The following mixture, it is asserted, will make writing which has been obliterated, faded, or sunk, either on paper or parchment, immediately legible:—Bruise two or three nutgalls, infuse them in half a pint of wine, and let the bottle stand for

two days in the sun, or in any other equally warm situation; then wash the part of the parchment or paper which is wanted to have the writing recovered, by means of a sponge or soft brush dipped in the vinous infusion, and the purpose will be immediately answered if it be sufficiently strong. Should that not happen, its powers must be increased by an additional quantity of galls; and, perhaps, in some cases stronger heat and even stronger wine may also be necessary

Ginger Drops.—These drops may be made in the following manner:—Beat, in a marble mortar, an ounce of the best candied orange peel, with a little loaf sugar, and, when it becomes a smooth paste, add half a pound of loaf sugar, and half an ounce of the best powdered ginger. Then, with a little water to dissolve the sugar, boil the whole to a candy and drop it off from the point of a knife on writing paper, in small round drops. They will come off the paper. When quite cold are to be kept in papered boxes. Among the other good qualities of ginger, it is said to be beneficial in dimness of sight, &c.

Peppermint Drops.—The best peppermint drops are made by sifting finely-powdered loaf sugar into lemon juice, sufficient to make it of a proper consistence; then, gently drying it over the fire for a few minutes, and stirring in about fifteen drops of oil of peppermint for each ounce of sugar, dropping them from the point of a knife like the ginger drops in the preceding article: some, instead of using lemon juice, or any heat, merely mix up the sugar and oil of peppermint with whites of eggs, beating the whole well toge-

ther, dropping it on white paper, and drying the drops gradually before the fire at a distance.

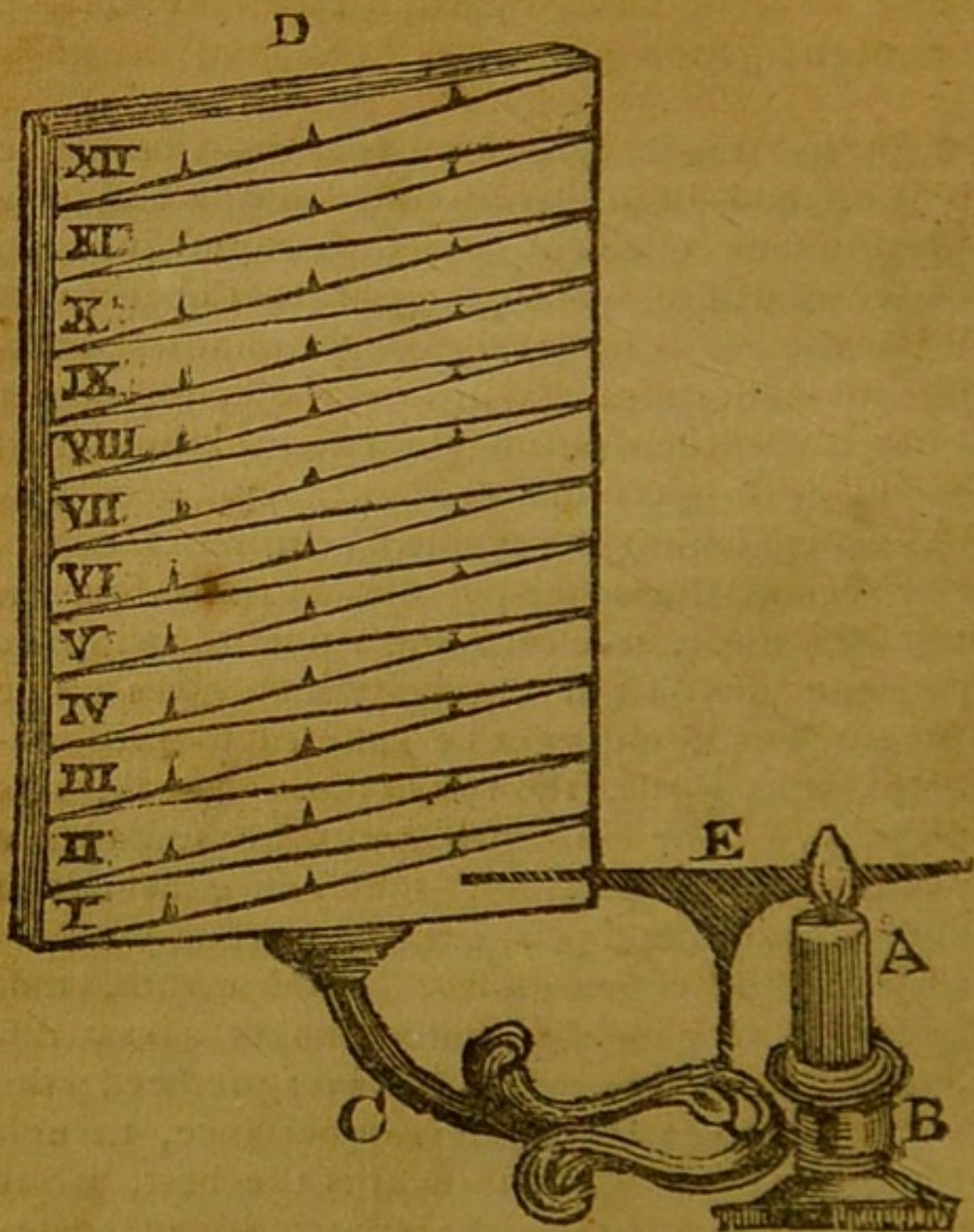
Art of making Barley Sugar.—Put some common or clarified syrup into a saucepan with a spout, such as for melting butter, if little is wanting to be made, and boil it till it comes to a thickish consistence, carefully taking off whatever scum may rise; and, having prepared a marble stone either with butter or oil, just sufficiently to prevent sticking, pour the syrup gently along the marble, in long sticks of whatever thickness may be desired; twist it, while hot, at each end, and let it remain till cold, when it will be fit for immediate use. The rasped rind of lemon boiled out of the syrup gives a very agreeable flavour to barley sugar, and, indeed, the best are so prepared. So are barley sugar drops.

Best method of making Coffee.—It is observed by Mr. Eton, in his Survey of the Turkish Empire, that coffee, to be good, must either be ground to an almost impalpable powder, or pounded, as is done by the Turks, in an iron mortar with a heavy pestile; they put the coffee quite dry into the pot over a slow fire, shaking it often until it gets warm and begins to send forth a fragrant smell; then from another coffee-pot they pour on it the boiling water, or water in which the grouts of the last made coffee had been boiled, and set to become clear, holding it over the fire till there is a white scum, without suffering it to boil, but only gently to rise. It is then poured from one pot into the other, and thus soon becomes clear; they often drink it quite thick. Some, to make it clear sooner, either put in a spoonful of cold

water, or lay a cloth dipped in cold water on the top of the pot.

English modes of making Coffee.—One of the best methods of preparing coffee in England is by making four coffee cups, or about a pint, with an ounce of coffee, pouring on it that quantity of water, boiling it up for five or six minutes, pouring out and returning a little of the coffee two or three times, then putting in two or three small shreds of isinglass dissolved in a cupful of boiling water, boiling the whole five minutes longer, and keeping the coffee-pot close to the fire ten minutes more, to clear: some put in, with the coffee, a small bit of vanilla, which gives a fine flavour, but it must not be suffered to predominate; thus made, though it be too weak, it is pleasant. The strength might be sufficiently augmented by pounding the coffee as stated above, and adopting the same method with respect to the coffee grouts. Good cream, too, instead of very middling milk, makes a vast difference in drinking coffee, however prepared; the sugar, if pure, seems of less importance, though some insist that Lisbon sugar is the best, while many others insist on the superiority of sugar-candy powdered.

Inebriation.—When men are reduced to this degraded state by the inordinate use of fermented liquors, they may be restored by administering a tea-spoonful of spirits of hartshorn in a glass of water. Smelling at the spirits dissipates the fumes arising from the same beastly cause.



The Lamp Chronometer.—It represents a chamber-lamp, A, consisting of a cylindrical vessel made of tin, in the shape of a candle, and is to be filled with oil. This vessel should be about three inches high, and one inch diameter, placed in a stand B. The whole apparatus of lamp and stand can be purchased, ready made, at any tin shop in London. To the stand B is fixed the handle C, which supports the frame D, about twelve inches high, and four inches wide. This

frame is to be covered with oiled paper, and divided into twelve parts by horizontal lines, at the end of which are written the numbers for the hours one to twelve, and between the horizontal lines are diagonals, divided into halves, quarters, &c. On the handle C, and close to the glass, is fixed the stile or hand, E. Now, as the distance of the stile from the flame of the lamp is only half an inch, then, if the distance of the frame from the stile be six inches, while the float that contains the light descends by the decrease of the oil one inch, the shadow of the stile on the frame will descend twelve inches, being its whole length, and show, by its own progression, the regular increase of the hours, with their several divisions. You must be careful always to burn the same oil, which may be the best, and the wick must never vary in size; if these precautions are not attended to, the dial never can be accurate.

Patent Potatoe Composition, to be used instead of Yeast.—To make a gallon of this composition, boil eight pounds of potatoes as for eating; bruise them smooth, and mix with them, while warm, two ounces of honey or any other sweet, and a quart of yeast. For making bread, mix three pints of the above composition with a bushel of flour, using warm water in making the bread. The water to be warmer in winter than summer, and the composition to be used in a few hours after it is made; and, as soon as the sponge, or the mixture of the composition with the flour, begins to fall the first time, the bread should be made and put in the oven.

Plain directions for the marbling of paper and book edges.—We presume that the following in-

structions for the marbling of paper, will be of use to our readers generally. To bookbinders in country towns we know they will be invaluable; and they must be serviceable to all others who have occasion to make use of marble paper, and wish to have it cheap. These instructions are written from the experience of *years* employed in the operations that they describe; and they contain more information relating to the subject than is to be obtained from any "School of Arts," or "Encyclopedia" in the kingdom. The first thing required is a wooden trough made of inch deal, about one inch and three-fourths in depth, and half an inch in length and breadth larger than the sheets of paper that are to be marbled. This proportion between the size of the trough and paper should always be observed, to prevent waste of colour; of course, troughs of various sizes will be required, where paper of various sizes is to be marbled. The trough must be water-tight, and the edges of the sides must be sloped or levelled off on the outside, to prevent any drops of colour which may fall on them from running back again and sullyng its contents. A *skimmer* or clearing stick must be provided for each trough; this is a piece of wood two inches and a half wide, half an inch thick, and as long as the trough it belongs to is wide inside—the use will be explained hereafter. A *stone and muller* of marble, or some other hard stone, the size according to the quantity of colour required to be ground. Also, a flexible knife for gathering the colour together. A dozen or two of small glazed pipkins to hold colours in; the pots being furnished with brushes made as follows:—Take a round stick as thick as your finger, and cut a notch all round one end of it, next, take some bristles, four or five inches long, and place

them evenly round the stick at the notched end, letting them project one inch and three-fourths beyond the wood; cut away the ragged bristles, and tie up the brush firmly with fine cord. The use of the notch round the end of the handle is to make the bristle spread out when firmly tied up, so that the colour may be scattered about more abundantly. Rods for drying the paper on when marbled, are better than lines; they should be round, at least the upper side should, and about an inch and a quarter in breadth and thickness. Twelve rods 11 feet long will hang $3\frac{1}{2}$ quires of demy, or $4\frac{1}{2}$ quires of foolscap. *Colours*—of these the following assortment: *Red*—Vermillion, drop-lake, rose-pink, Venetian red, red ochre. *Blue*—Indigo blue, Prussian blue, verditer. *Orange*—Orange lead, orange orpiment. *Black*—Ivory blue, black. *Yellow*—Dutch pink, yellow ochre, king's yellow, English pink. With respect to grinding your colours, observe *the finer the colours are ground, the better and the cheaper will your work be*. First, your colours should be finely pounded, then mixed with water to the consistence of paste, and put in a colour-pot with the knife. From the pot the colour must be taken out a little at a time, and levigated very fine with pure water. Compound colours are made by mixing the colours mentioned in the foregoing paragraph in certain proportions. The following may be particularised:—To make *red colour*, mix three parts of rose pink with one of vermilion. A *finer red*—four parts of rose-pink, two parts of vermilion, and one part of drop-lake; for very fine work use drop-lake alone, but use it sparingly, for it is a dear article. *Yellow*—Two parts of Dutch pink, and one part each of king's yellow and English pink. *Green*—made by mixing blue and

yellow. *Dark blue*—Indigo, which may be made lighter by the addition of verditer. *Orange brown*—two parts of Venetian red, and one part of orange lead. *Fine orange*—Put some yellow ochre in a ladle over a fire, and keep it there till it assumes a dark red colour. Take of this red ochre, finely pounded, and of Venetian red equal quantities, and add a little orange orpiment or rose-pink mixed together. *Umber colour*—equal quantities of Venetian red and ivory black. *Cinnamon colour*—Venetian red with a little Prussian blue. All other colours can be made by mixing together those already described, as experience will dictate. In addition to the articles already mentioned, obtain the following—a bottle of ox-gall, a bottle of good oil of turpentine, and some pure water. Supposing you to be provided with the materials for marbling, the next thing is to shew you how to set about the operation. In the first place, the trough already described must be filled, at least to the eighth of the top, with a solution of gum tragacanth, which is to be prepared as follows:—gum of pale white, semi-transparent appearance, (gum of a pure white or of a brownish colour is often bad) is to be soaked in water for at least forty-eight hours, in the proportion of half a pound to a gallon and a half; this should make a gum water as thick as that used in miniature painting. Pass this solution through a hair sieve or linen cloth, and pour it into the trough. In all cases where the trough is to be used, the solution should be stirred with a few quills, and the surface of it cleared from film, &c. by the skimmer as described before. *Colours intended to represent veins* are made by adding a small quantity of gall to the colours, and stirring each up well with a brush, in order that they may be properly mixed. Pre-

vious to use, those mixtures of colour and gall are to be thinned with water to the consistence of cream, and are to be well stirred up.

Singular effect of heat.—If a piece of tinfoil be wrapped in a piece of platinum foil of the same size, and exposed on charcoal to the action of the blow-pipe, the union of the two metals is indicated by a rapid whistling, and by an intense brilliancy in the light which is emitted. If the globule thus melted is allowed to drop in a basin of water, it remains for some time red hot at the bottom; and such is the intensity of the heat, that it melts and carries off the glaze of the basin from the part on which it happens to fall.

Mode of imitating Seed Pearls.—Cut silver lace into pieces of various lengths, put them into a small crucible with pounded charcoal, one stratum above another; give it a heat sufficient to melt the silver, which will be found, on cooling, fused into round grains resembling pearls.

Imitation of Mother-of-Pearl.—The imitation of mother-of-pearl is produced by a preparation of sea-shells, reduced to powder and formed into a paste. The Chinese is said to form their imitations of mother-of-pearl from rice glue, which is nothing more than rice ground to an impalpable powder, intimately mixed with cold water, and then gently boiled; a paste is thus produced which may be formed into moulds or figures.

Method of cleaning Playing Cards.—Nothing soils sooner than playing cards, and they are an expensive article to replace, owing to the high duty they pay. The following method will be found to remove every thing from them but a

stain, and will give the dirtiest pack possible the appearance of being new. Rub the soiled card with a piece of flannel and good fresh butter until the butter shall have cleaned off all the dirt. So soon as the dirt is removed, wipe off the butter with a clean rag, and to restore the card to its former gloss, rub the surface sharply with a piece of flannel and some flour; cut the edges neatly with a pair of scissors, and the operation is completed.

Epsom Salts.—To form the sulphate of magnesia, commonly known by the name of Epsom salts, take a quantity of common magnesia, and saturize it with diluted sulphuric acid (oil of vitriol with water,) filter the solution, and chrysalize the salt by concentrating the solution, and then allowing it to cool.

To distinguish the solution of Epsom Salts from that of Oxalic Acid.—1st. Taste a single drop of the solution—if it is Epsom salts it is bitter, if oxalic acid extremely sour. 2nd. Pour a little tincture of litmus into the solution, if it is a solution of Epsom salts, the blue colour of the litmus in it will be unchanged—if oxalic acid, the blue will be turned to red. 3rd. A few drops of common black ink thrown into it, if it is Epsom salts it appears rather purple, if, on the contrary, it is oxalic acid, it will change to a reddish colour. 4th. Oxalic acid, when dropped in water, makes a crackling noise—Epsom salts does not. Should the above remarks be attended to, no mistake can possibly occur by taking the poison (oxalic acid) instead of Epsom salts.

To chrysalize Tin.—After cleansing away every extraneous matter, as dirt or grease, with warm

soapy water, rinse your tins in clean water, then after drying it, give it a heat to the temperature of bare sufferance to the hand, and expose it to the vapour of any acid that acts upon tin, or the acid itself may be poured on, or laid on with a brush, the granular crystallization varying according to the strength of the wash, and the heat of your plates. Hence it must be perceived, whatever quantity is required for any particular job of work should be made all at one time; no two makings coming away alike, but depending entirely upon accident. Wash 1. Take one part by measure of sulphuric acid, and dilute it with five times as much water. 2. Take of nitric acid and water equal quantities, and keep the two mixtures separate. Then take of the first, ten parts, and one part of the second, mix, and apply the same with a pencil or sponge to the surface of the heated tin, repeating the same several times, until the material acted upon loses its heat, or you may be satisfied with the appearance of your work. A transparent varnish is now to be laid on, much whereof will be absorbed, and will of course be affected by any colouring matters you may mix with it; these, however, should not be opaque colours, and a good polish being given to the work, produces that enviable brilliant covering we find lately so much in vogue for covering iron story posts.

Another.—The fancy may be employed in using your acids in various degrees of dilution, whereby the cloudy reflections more or less resemble mother-of-pearl, or assume the deep shades of rude leaves, of stars, and other figures, or simply shapeless granulations. This is the process of M.

Baget, and these his various mixtures.—1. Dissolve four ounces of muriate of soda in eight ounces of water, and add thereto two ounces of nitric acid. 2. To eight ounces of water put two ounces of nitric acid, and three of muriatic acid. 3. To eight ounces of water add two ounces of muriatic acid, and one of sulphuric acid. One of those mixtures, at your pleasure, is to be poured upon the heated tin, while it rests upon a vessel of stone ware, the mixture is to be thrown on by instalments as it were; the tin is then to be thrown into a slightly acidulated water, and afterwards washed in clean water. The subsequent treatment is to be the same as before detailed.

Gold Varnish—To be laid on the tin which has been ornamented, by undergoing the process just described.

Take of shell lac	-	2 ounces
Arnatto	-	1 ounce.
Turmeric	-	1 ounce.
Dragon's blood		30 grains.

Dissolve the whole in twenty ounces of spirits of wine, in a gentle heat.

Art of making Red Sealing Wax.—To every ounce of shell lac take half an ounce of resin and vermilion, all reduced to a powder; melt them over a moderate fire, and, when thoroughly incorporated, and sufficiently cool, form the composition into sticks of any length or thickness, and either flat or round, as may be best. On account of the dearness of shell lac, seed lac is usually substituted, even in what is denominated the best Dutch sealing wax. Boiled Venice turpentine may be used with good effect, instead of

resin ; thus may be made a fine red sealing wax. A more ordinary sort, but very good for most occasions, may be made by mixing equal parts of resin and shell lac with two parts of red lead, and one of vermilion, according to the proportion directed for the best wax, and to be made in a similar way. In a still commoner sort the vermilion is often omitted, and even a large proportion of whitening, strange as it may seem, is also actually introduced.

The art of making Black Sealing Wax.—This sealing wax is made by stirring into any quantity of gum lac or shell lac, half its weight of finely powdered ivory black, adding, to improve the beauty of the wax as well as to prevent its becoming too brittle, half their weight of Venice turpentine. When the whole is melted and incorporated by sufficient stirring over a slow fire, is poured on a stone or iron plate, which has been previously well oiled, and, while soft, rolled into sticks ; the sticks, both of red and black wax, are lastly exposed to a proper degree of heat for acquiring a glossy surface. In a similar way, substituting verditer, Prussian blue, and other proper powder, for ivory black, may easily be made sealing wax of any desired colour.

Soft Sealing Wax for impressing Seals of Office, &c.—This sealing wax, which is seldom used for any other purpose than that of receiving the impression of seals of office to charters, patents, proceedings in chancery, &c. is prepared, when to be used white, by mixing half a pound of bees' wax, an ounce and a half of turpentine, and half an ounce of sweet oil, and carefully

boiling them together till the compound becomes of a fit consistency for moulding into rolls, cakes, or balls for use. If colour be wanted, it is readily obtained by stirring into the melted mass about half an ounce of a proper pigment, as in making the red or other coloured hard sealing wax.

Curious method of separating Gold and Silver from Lace without burning it.—Cut in pieces the gold or silver lace intended to be divested of every thing but the pure metal; tie it up tightly in linen, and boil it in soap ley till the size appears diminished; then take the cloth out of the liquid, and, after repeatedly rinsing it in cold water, beat it well with a mallet to draw out all the alkaline particles. On opening the linen, to the astonishment of those who have never before witnessed the process, the metallic part will be found pure and undiminished, in all its natural brightness.

To wash Chintz so as to preserve its gloss and beauty.—Take two pounds of rice and boil it in two gallons of water till soft; when done, pour the whole into a tub, and let it stand till about the warmth you in general use for coloured linens, then put the chintz in, and use the rice instead of soap; wash it in this until the dirt appears to be out, then boil the same quantity as above, but strain the rice from the water, and mix it in warm water. Wash it in this till quite clean, afterwards rinse it in the water the rice was boiled in, and this will answer the end of starch, and no dew will affect it, as it will be stiff while it is worn. If a gown, it must be taken to pieces, and, when dried, hang it as smooth as possible; after it is dry rub it with a sleek stone, but use no iron.

Instantaneous production of Curds and Whey from Milk.—A very ready and elegant mode of procuring curds, and also a pleasant acidulous whey, is by adding to a glassful of milk a little solution of citric acid, taking care not to add too much: an experiment or two will readily show the quantity necessary to effect the purpose.

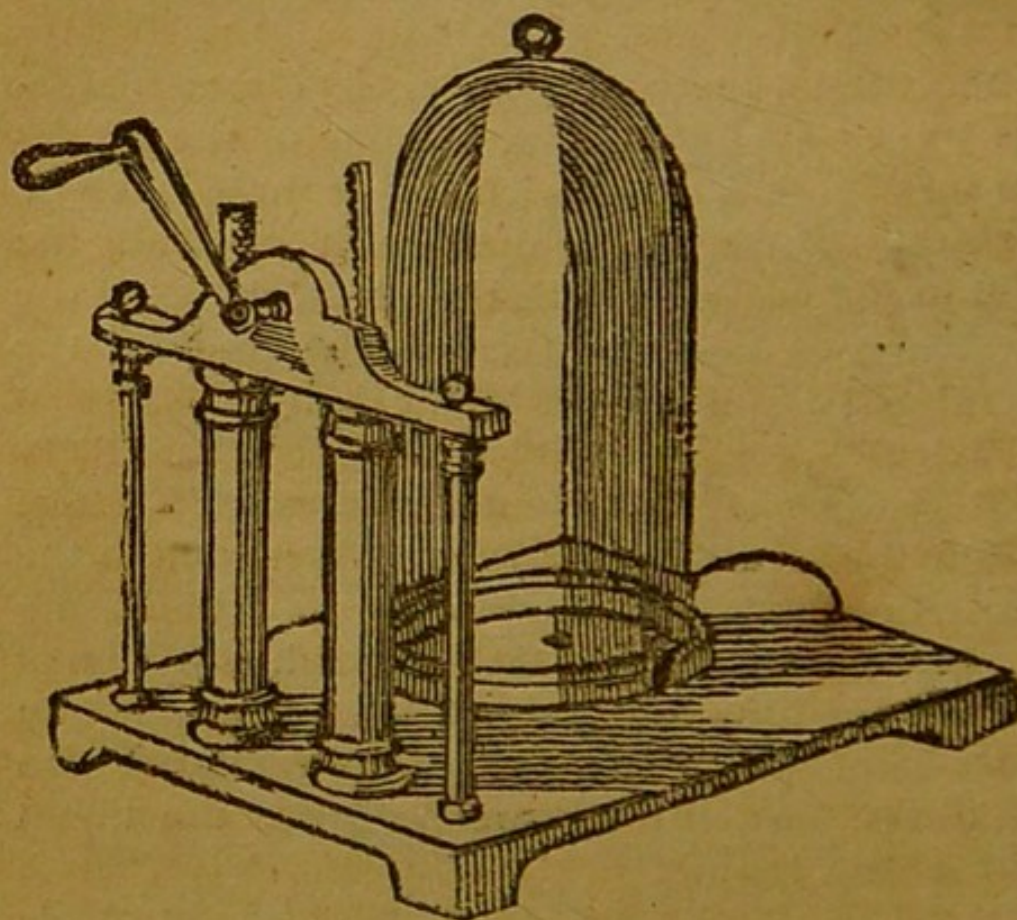
To detect copper in Pickles or Green Tea.—Put a few leaves of the tea, or some of the pickles cut small, into a phial, with two or three drachms of liquid ammonia diluted with one-half the quantity of water. Shake the phial, when, if the most minute portion of copper be present, the liquid will assume a fine blue colour.

To discover if Bread be adulterated with Alum.—The bread must be soaked in water, and to the water in which it has been soaked a little of any test for sulphuric acid must be added, (solution of muriate of lime will do.) Upon which, if any alum be present, the liquid will be pervaded with milkiness, but, if the bread be pure, the liquid will remain limpid.

To make Solder from Lead.—Two parts of lead and one part of tin; its goodness is tried by melting it, and pouring the size of a crown-piece upon the table, and, if it be good, there will arise little bright stars in it. Apply resin when this solder is used.

To prepare parchments for Painting.—Take about a yard and a half of list and roll it up very tight in a circular form, then take some finely powdered white pumice stone, put the list in it,

and rub it over the parchment. This plan, which is simple and very common, answers the best of any. If you wish to take water-colours without sinking, choose that which is not spongy and soft, and use alum water with the colours when you mix them for use.



The Air Pump.—The above figure represents the cheapest form, and in action it exactly resembles the common sucking pump, with this difference, that the valves are made of moistened bladder instead of leather.

Glass broken by Air.—Lay a square of glass on the top of an open receiver, and exhaust the air. The weight of the external air will press on the glass and break it to atoms.

The hand fixed by Air.—If a person holds his hand on an open receiver, and the air be exhausted, it will be fixed as if pressed by a weight of sixty pounds.

The Floating Stone.—To a piece of cork tie a small stone that will just sink it, and, putting it in a vessel of water, place it under the receiver. Then exhausting the receiver, the bubbles of the air will expand from its pores, and, adhering to its surface, will render it, together with the stone, lighter than water, and, consequently, they will rise to the surface and float.

Withered Fruit restored.—Take a shrivelled apple, and, placing it under the receiver, exhaust the air. The apple will immediately be plumped up, and look as fresh as when first gathered.

The Magic Bell.—Fix a small bell to the wire that goes through the top of the receiver. If you shake the wire the bell will ring while the air is in the receiver, but, when the air is drawn off, the sound will by degrees become faint, till at last not the least noise can be heard. As you let in the air again, the sound returns.

Feathers heavier than Lead.—At one end of a balance hang a piece of lead, and at the other as many feathers as will poise it, then place the balance in the receiver. As the air is exhausted, the feathers will appear and overweigh the lead, and when the air is drawn off the feathers will preponderate, and the lead ascend.

The Artificial Halo.—Place a candle on one side of a receiver, and let the spectator place him-

self at a distance from the other side. Directly the air begins to be exhausted, the light of the candle will be refracted in circles of various colours.

The Artificial Balloon.—Take a bladder containing only a small quantity of air, and a piece of lead to it, sufficient to sink it if immersed in water. Put this apparatus into a jar of water, and place the whole under a receiver. Then exhaust the air, and the bladder will expand, become a balloon lighter than the fluid in which it floats, and ascend, carrying the weight with it.

To cause a Stone to be in perpetual Motion.—Put small filings of iron into aquafortis, let them remain there until the water takes off the iron requisite, which it will do in seven or eight hours. Then take the water and put it into a phial an inch wide, with a large mouth, and put in a stone of lapis calaminaries, and stop it close; the stone will then keep in perpetual motion.

To Gild the edges of Writing Paper or Leaves of Books.—Screw a quantity of pages strongly into a press, after being cut as smooth as possible. Size them with isinglass glue mixed up with spirits of wine, and then apply the gold leaves when the size arrives at the proper degree of thickness.

To Silver the back of Looking glass.—Take a sheet of tin-foil and spread it upon a table, then rub mercury upon it with a hare's foot till the two metals incorporate. Lay the plate of glass upon it, and load it with weights, which will have the effect of pressing out the excess of mercury,

that was applied to the tin-foil. In a few hours the tin-foil will adhere to the glass and convert it into a mirror. About two ounces of mercury are sufficient to cover three feet of square glass.

Method of rendering Glass less brittle.—Let the glass vessel be put into a vessel of cold water, and let this water be heated boiling hot, and then allowed to cool slowly by itself, without taking out the glass. Glasses treated in this way may, while cold, be suddenly filled with hot water, without any risk of their cracking. If the glasses are to be exposed to a higher temperature than that of boiling water, boil them in oil.

Red Fire of the Theatres.—The beautiful red fire which is now so frequently used in the theatres, is composed of the following ingredients:—forty parts of dry nitrate of strontian, thirteen parts of finely-powdered sulphur, five parts of chlorate of potash, and four parts of sulphuret of antimony. The chlorate of potash and sulphuret of antimony should be powdered separately in a mortar, and then mixed together on paper, after which they may be added to the other ingredients previously powdered and mixed.

Green Fire.—Green fire has long been a desideratum in protechny, and when burned in a reflector, sheds a beautiful green light upon all surrounding objects. Take of flowers of sulphur thirteen parts, of nitrate of baryta seventy-seven, of oxymuriate of potassa, five, of metallic arsenic, two, of charcoal, three. The nitrate of baryta should be well dried and powdered; it should then be mixed with the other ingredients, all

finely pulverised, and the whole triturated until perfectly blended together. A little calamine may be occasionally added, in order to make the compound slower of combustion, and it is above all things requisite that the rubbing together of the materials should be continued until they are mixed.

Chemical change in a fair Lady's complexion.
—It is well known that white oxide of bismuth, under the name of pearl white, is used as a cosmetic by those of the fair sex who wish to become fairer. A lady thus painted was sitting in a lecture room, where, chemistry being the subject, water impregnated with sulphuretted hydrogen gas, (Harrowgate water) was handed round for inspection. On smelling this liquid, the lady in question became suddenly black in the face! Every one was, of course, alarmed at this sudden chemical change, but the lecturer explaining the cause of the phenomenon, the lady received no further injury than a practical lesson to rely more on mental than personal and artificial beauty.

To beautify Glass, &c.—Spread on a plate of glass or smooth slate a few drops of nitrate of silver, previously diluted with double its quantity of soft water; place at the bottom of it, flat upon the glass, and in contact with the fluid, a copper or zinc wire, bent to any figure, and let the whole remain undisturbed in a horizontal position. In a few hours a brilliant crystallization of metallic silver will make its appearance around the wire upon the glass, and this arrangement of crystals will extend gradually till the whole quantity of fluid has been acted on by this wire.

To preserve Fruit and Flowers the whole year without spoiling.—Mix one pound of nitre with two pounds of bol ammoniac, and three pounds of clean common sand; then, in dry weather, take fruit of any sort which is not fully ripe, allowing the stalks to remain, and put them one by one into an open glass, until it is quite full; cover the glass with oiled cloth tied closely down. Put it three or four inches down in the earth, in a dry cellar, and surround it on all sides to the depth of three or four inches with the above mixture. The fruit will thus be preserved quite fresh all the year round.

Improved Copal Varnish.—It appears, from actual experiment, that the solution of gum copal in spirits of wine, or alcohol, an operation usually attended with considerable difficulty, may readily be performed by the following simple process:—Dissolve one ounce of camphor in a quart of alcohol; put it in a circular glass, and add eight ounces of copal in small pieces; set it in a sand heat, so regulated that the bubbles may be counted as they rise from the bottom, and continue the same heat till the solution is completed. Camphor acts more powerfully upon copal than any substance yet tried: if copal be finely powdered, and a small quantity of dry camphor be rubbed with it in the mortar, the whole becomes, in a few minutes, a tough coherent mass. The process above described will dissolve more copal than the menstruum will retain when cold; the most economical method will therefore be to set the vessel which contains the solution aside for a few days, and, when it is perfectly settled, to pour off the clear varnish, and leave the residuum for a future operation.

An easy method of breaking Glass to any required Figure.—Make a small notch, by means of a file, on the edge of a piece of glass, then make the end of a tobacco-pipe, or of a rod iron of the same size, red hot in the fire, apply the hot iron to the notch, and draw it slowly along the surface of the glass, in any direction you please; a crack will be made in the glass, and will follow the direction of the iron. Round glass bottles or flasks may be cut in the middle by wrapping round them a worsted thread, dipped in spirits of turpentine, and setting it on fire when fastened on the glass.

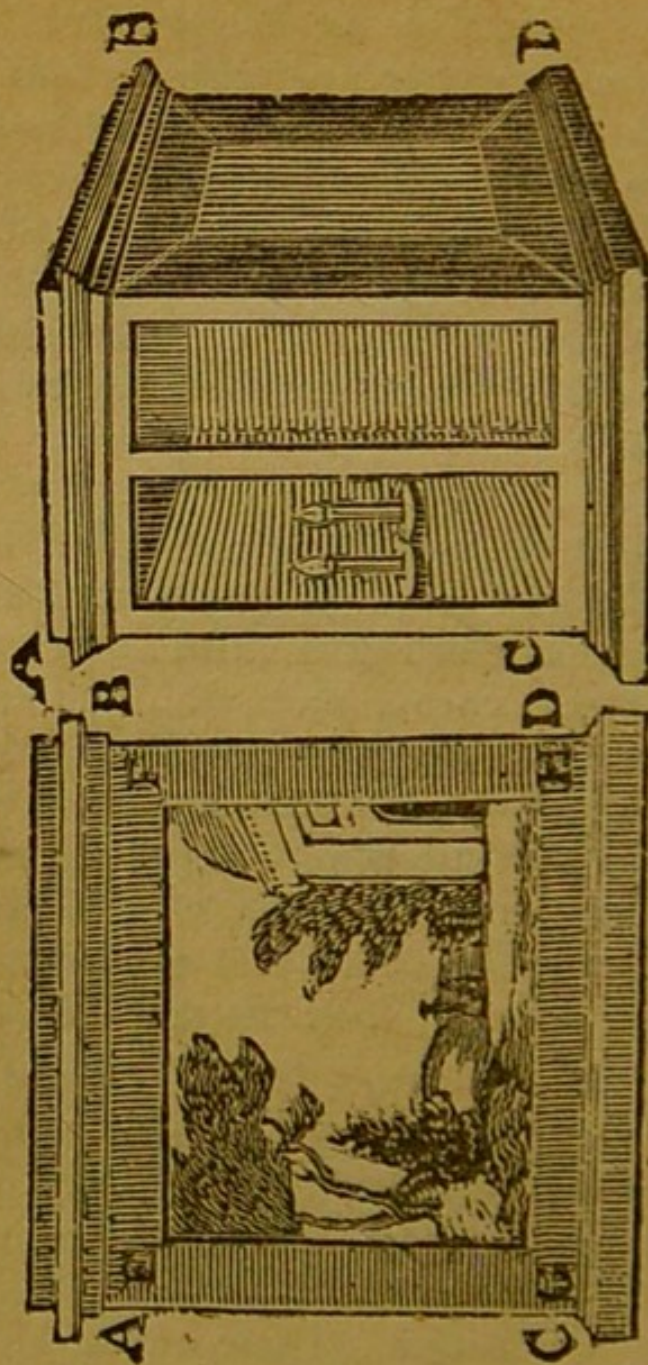
Artificial Musk.—The mode of making artificial musk, which is used in Germany for that expensive drug, is as follows:—Add to one drachm of oil of amber, by small portions at a time, four times the quantity of nitrous acid, carefully stirring them together with a glass rod all the time, and continuing to do so till the whole be converted into a yellow resin, possessing the smell of musk. It must be kept closely stopped up like real musk, and may supply the place of that high priced article, not forgetting the nature of its chief ingredients.

Method of making Alum Finings for all sorts of Spirituous Compounds and Cordials.—The method of preparing alum-water for the purpose of making finings, is by boiling a drachm of alum in a pint of water, till half the water has evaporated, and putting it in the cordial liquor which requires fining, after the rate of only half a tea-spoonful, made of the warmth of new milk, for every gallon. This quantity will be found not to affect the liquor, but care must be taken never to exceed that proportion.

To change the Hair or Beard black.—Take oil of costus and myrtle, of each an ounce and a half; mix them in a leaden mortar; add liquid pitch, expressed juice of walnut leaves, and laudanum, of each half an ounce; gall-nut leaves and laudanum, of each a drachm, and mucilage of gum arabic, made with a decoction of nut-galls. Rub the head or chin with this mixture after shaving.

A Remedy for Corns on the Feet.—Roast a clove of garlic on a live coal, and fasten it on with a piece of cloth at the time of going to bed. It softens the corns, and wholly removes the core in two or three nights' using. When the garlic is taken off, wash the foot with warm water; in a little time the indurated skin that forms the horny tunic of the corn will disappear, and leave the part as clean and smooth as if it had never been attacked with the disorder.

Illuminated Prospects.—Provide yourself with some of those prints that are used in optical machines, printed on very thin white paper, taking care to make choice of such as have the greatest effect from the manner in which the objects are placed in perspective. Paste one of these on the borders of a frame, and paint it with the most lively colours, making use of none that are terrestrial. Observe to retouch those parts several times where the engraving is strongest, then cut off the upper part, or sky, and fix that on another frame.



The prints being thus prepared, place them in a box, A, B, C, D, the opening to which, E, F, G, H, should be less than the print. Cover this opening with a glass, and paint all the space between that and the prints, which should be two or three

inches back. The frame that contains the sky should be an inch behind the other.(1)

In the back part of this box, which is behind the prints, and which may be four inches deep, place four or five candlesticks to hold wax lights, and cover that part entirely with tin, that it may be the more luminous.

When the print is placed between the wax-lights and the opening in the front of the box, and there is no light in the room, the effect will be highly pleasing, especially if the lights are at a sufficient distance from each other, that they may not occasion any blots in the print. Those prints that represent the rising or the setting of the sun will have a very picturesque appearance. Such as represent conflagrations have also a striking effect. There should be two grooves for the print next the glass, that you may insert a second subject before you draw away the first, and that the lights in the back of the box may not be discovered. You must not, thinking to make the print more transparent, cover it with varnish; for that will prevent the gradation of the colours from being visible. The frame should enter the side of the box by a groove, that a variety of subjects may be introduced.

To make Butter without churning.—Put the milk in a plain earthen dish; let it stand twelve

(1) When you colour a print place it before you, against a piece of glass, in a position nearly erect, that it may be enlightened by the sun. You may also colour both sides of the print.

hours, take off the cream, put it in a round earthen dish, and stir it round with a clean wooden spoon, and it will come to butter in five or ten minutes. The cream cannot be kept too cool during the time you are stirring it. It is, therefore, the best way to put your dish in cold water. As soon as the butter is so forward that you can take off a little butter-milk, keep putting in a little cold water, and wash the milk out. You may keep your cream, after it is scalded, three or four days before making your butter, it will not hurt it.

To prevent the smoking of a Lamp.—Soak the wick in strong vinegar, and dry it well before you use it; it will then burn both sweet and pleasant, and give much satisfaction for the trifling trouble in preparing it.

To preserve Eggs.—Apply with a brush a solution of gum arabic to the shells, or immerse the eggs therein, let them dry, and afterwards pack them in dry charcoal dust. This prevents their being affected by any alterations of temperature.

To preserve fresh Water at Sea.—Mix one and a half part of manganese in powder, with two hundred and fifty parts of water, and agitate it every fifteen days. In this way water has been preserved unchanged for seven years. Oxide of manganese has not only the power of preserving water, but of rendering that sweet which has become putrid.

Liquid to clean Boot-tops.—Take an ounce of oxalic acid, to which add a pint of milk, and a

pint of soft water; these should be boiled and poured over the acid while hot. This is a deadly poison, and should be used with great caution.

To make Fulminating Powder.—Triturate in a warm mortar three parts, by weight, of nitre, two of mild vegetable alkali (carbonate of potass), and one of flowers of sulphur. A few grains of this laid upon a knife, and held over the candle, first fuses, and then explodes with a loud report. A drachm of it put into a shovel, and held over the fire, makes a noise as loud as a cannon, and indents the shovel in the same way as it would be if it had received a hard blow.

To make Brass and other alloys of Copper.—Brass is made by fusing together lapis calaminaris (which is an ore of zinc) and copper.

Tombac is formed by melting together twelve parts of copper with three of zinc.

Gun-metal consists of nine parts of copper and one of tin.

Cock-metal is made with copper alloyed with zinc and lead.

Bell-metal is copper alloyed with one-sixth of tin. A smaller proportion of tin is used in making church-bells than clock-bells, and a little zinc is added for the bells of repeating-watches and other small bells.

The gold coins of this country are composed of eleven parts of gold and one of copper.

Standard silver contains five parts of silver and one of copper.

To make Parchment transparent.—Take a thin skin of parchment and soak it in a strong ley of

wood-ashes, often wringing it out till you find it become transparent, then strain it on a frame and let it dry.

ART OF CLEANING VEILS, SILKS, &c.

To clean white Lace Veils.—Make a solution of white soap in a clean saucepan; put in your veil and let it boil gently for a quarter of an hour; take it out into a clean bason with some warm water and soap, and keep gently squeezing it till it is thoroughly clean, then rinse it from the soap and have ready a pan of cold clean water, in which put a drop of chemic or liquid blue; rinse the veil in this liquid, then take a tea-spoonful of starch, and pour boiling water upon it, run the veil through this and clear it well by clapping it between the hands; frame it or pin it out, taking care to keep the edges straight and even.

To clean black Lace Veils.—These are cleansed by passing them through a warm liquor of bullock's gall and water; after which they must be rinsed in cold water, then cleansed for stiffening, and finished as follows:—Take a small piece of glue, about the size of a bean, pour boiling water upon it, and, when dissolved, pass the veil through it, then clap it between your hands and frame it as described in the preceding receipt.

Method of cleaning white Satin, Silks, &c.—French chalk must first be strewed over them, and then well brushed off with a hard brush. Should the satin not be sufficiently cleansed by the first dusting, it may be done a second time, and it will clean and beautify the satin. The more it is brushed the better.

Of cleaning black Silk.—If this is a slip unpick the seams, take one piece at a time, and put it on a table, then take a pennyworth of bullock's gall and boiling water sufficient to make it pretty warm; after dipping it in the liquor rub the silk well on both sides, squeeze it well out, and proceed as before; then hang up this piece of silk, and clean the others in the like manner. When the whole are done, immerse them altogether in a pan of spring water, to wash off the dirt which the gall has brought upon the surface of the silk; change your rinsing waters till they are perfectly clean, and, after washing, dry your silks in the air, and pin them out on a table, first dipping a sponge in glue-water, and rubbing it on the wrong side of the silk. Dry it near the fire and it will be as new.

Of Silk stained by sharp or corrosive liquors.—We often find that lemon juice, vinegar, oil of vitriol, and other sharp corrosives, stain dyed garments. Sometimes by adding a little pearl-ash to a soap lather, and passing the silks through these, the faded colour will be restored. Pearl-ash and warm water will sometimes do alone, but it is the most efficacious method to use the soap-lather and pearl-ash together.

To clean Silk Stockings—Wash them in soap and water, and then, either into a tin or copper boiler, cut an ounce of white soap into thin slices, and, putting the stockings in, boil them gently ten minutes, then take them out and rinse them in cold water. If they are to be of a blue cast, take one drop of liquid blue, put it into a pan of cold spring water, run the stockings through

this a minute or two, and dry them in the air. If they are of a pink cast, drop one or two drops of the saturated pink dye into a pan of cold water, and run them through this instead of the chemic blue. If they are designed to have a flesh colour, a little rose pink is used in a thin soap liquor,— All silk stockings, black excepted, are to be rubbed with a clean flannel, and sent to be calendered or mangled.

The mode of extracting Grease-spots from Silk, coloured Muslin, &c.—Take French chalk, finely scraped, and put it on the grease-spot, holding it near the fire, or over a warm iron reversed, or on a water-plate in which is boiling water. This will cause the grease to melt, and the French chalk will absorb it, and it may then be brushed or rubbed off. If any grease remains, proceed as before until it is all extracted. The French chalk is a fine soluble powder of a dry absorbent quality, acting upon silks as Fuller's earth does upon woollens.

Method of taking out the Spots of Paint, or other solid substances, from Cloths, Silks, &c.—Supposing a small quantity of paint had dropped on a coat, a pen should be dipped in spirits of turpentine, and its contents should be dropped on the paint spot, in a quantity sufficient to discharge the oil and gluten that is mixed with the paint. Let it rest several hours, that it may penetrate and suck up the oil, and, when it has done this, take the cloth between your hands and rub it, and the paint spot will crumble away like dried earth. The turpentine will by no means injure either the cloth or colour. If, however, the spots be numerous, the best way is to apply the spirits of

turpentine over the silk, &c. with a sponge, as soon as possible after the oil or paint, &c. has been spilt upon it, and before it has become dry; by these means it may in general be completely washed out.

For cleaning thin Cottons, as Gowns, &c.— Instead of rubbing the soap on the cotton, as is the custom with laundresses, make a solution of soap and put in your goods, and wash them as a washerwoman would. The benefit resulting from the difference of procedure is, that the cottons are cleaned all over in an equal degree, which is not the case when the soap is rubbed on the body of the cotton; for then we often find much soap in the pores of the cotton, which prevents such parts from receiving the dye or appearing clear; whereas the solution, if made as described for quilts, &c. will extract all impurities, and do it evenly. It often happens in coloured cottons, where greens, reds, &c. are used, that the colour will run, in which case some acid, as lemon-juice, vinegar, oil of vitriol, or any other, should be infused into the rinsing waters to preserve the colours, especially in Scotch plaids.

To raise the Nap on Cloth.—When woollens are worn thread-bare, as is generally the case in the elbows, cuffs, sleeves, &c. of men's coats, the coat, &c. must be soaked in cold water for half an hour, then take it out of the water and put it on a board, and the thread-bare parts of the cloth rubbed with a half-worn hatter's card, filled with flocks, or with a prickly thistle, until a sufficient nap is raised. When this is done hang your coat, &c. up to dry, and with a hard brush lay the nap

the right way. This is the method pursued by the dealers in old clothes.

To revive the faded colours in black Cloth.—If a coat, clean it well, then boil from two to four ounces of logwood in your copper or boiler for half an hour, dip your coat in warm water and squeeze it as dry as you can, then put it into a copper and boil for half an hour. Take it out and add a piece of green copperas about the size of a horse bean; boil it another half hour, then draw it and hang it in the air for an hour or two; take it down, rinse it in two or three cold waters, dry it, and let it be well brushed with a soft brush, over which a drop or two of the oil of olives has been rubbed; stroke your coat regularly over. The whole expense of this process, the firing excepted, will not exceed three-halfpence. If any part of the coat, &c. should be worn threadbare, the nap must be raised with a prickly whistle, &c. and the coat will look as new. Some dyers use old black liquor instead of logwood and copperas.

For sulphurating Wool, Silk, Straw Bonnets, &c.—Put in a chaffing dish some lighted charcoal; put this chaffing dish into a small close room, without a chimney, or into a closet or large box, then pound an ounce or two of brimstone, and strew it on the hot coals. Hang up the articles you would have bleached, make your door fast, and let them hang three hours, or all night if you have time. This is what is called dry bleaching woollens; all fine coloured woollens should be sulphured in this way previously to their being dyed. Straw bonnets are likewise bleached in the same manner.

Remarks on Scouring Woollens.—It often happens that woollens are dyed with a false dye, which is generally more brilliant than a fast or good dye. When this happens to be the case, especially in very fine colours, as purples, greens, maroons, &c. instead of spotting the cloths with soap in the solid state, other means must be used. A thin solution of soap should be made, and the brush dipped in and then applied to the dirty places; and in case it is a false green, after it has been treated the same as all light colours, a pan should be filled half full of spring water, and the coat, &c. having been previously well rinsed in two waters at least, a tea-spoonful, or rather more of the best oil of vitriol should be poured into this vessel of spring water, and the coat put in and handled a minute or two, which will revive the colours if a chemic green, and, if not, it will not hurt any fast green.

ART OF DYING WOOD, &c.

It is a well known fact, that the art of dying wood, &c. is but partially known to the cabinet makers, and an entire secret to the public, being principally confined to persons who are desirous to keep the art to themselves, and monopolize the entire profits arising from its practise. It is hoped, therefore, that the following receipts will be found serviceable to the public at large, and to the respectable body of cabinet-makers in particular. It being necessary to say something as to the quality, nature, and texture of the wood most fit for dying, I shall state my remarks according to the following orders:—1st. The wood mostly used for black dye is pear-tree, holly, and beech, all of which take a beautiful black; it should at the

same time be observed not to take wood which has been long cut or aged, but as fresh as possible. I have likewise found, that, after the veneers have had an hour's boiling, and taken out to cool, the colour has struck much stronger. It should likewise be observed, that after the veneers are dyed, they should be dried in the air, and not by the fire, or in a kiln of any kind, as it tends to destroy the colour. 2nd. In order to dye blue, green, red, or other colours, take clear holly, put the veneers first in a box or trough with clear water, and let them remain four or five days, changing the water once or twice as you find occasion; the water acting as a purgative on the wood, will bring forth abundance of slime, &c. letting them dry about twelve hours before they are put into the dye; by observing this you will find the colour strike quicker, and be of a brighter hue.

A fine Black Dye.—Have a chair-maker's copper fixed into which put six pounds of chip log-wood, and as many veneers as it will conveniently hold without pressing too tight; then fill with water, and let it boil slowly for about three hours, after which add half a pound of powdered verdigris, half a pound of copperas, and four ounces of bruised nut galls, filling the copper up with vinegar as the water evaporates; let it gently boil two hours each day till you find the wood to be dyed through, which, according to the kind, will be in more or less time.

For a fine Blue Dye.—Take a clean glass bottle into which put one pound of oil of vitriol, then pour four ounces of the best indigo pounded in a mortar into small lumps; put them into the

vitriol (take care to set the bottle in a basin or a glazed earthen pan, as it will ferment), after it is quite dissolved provide an earthen or wooden vessel, so constructed that it will conveniently hold the veneers you mean to dye; fill it rather more than one third with water, into which pour as much of the vitriol and indigo (stirring it about) till you find the whole to be a fine blue dye, by trying it with a piece of white paper or wood; put in your veneers, and let them remain till the dye has struck through.

To Dye Yellow.—Take of the roots of barberry four pounds, reduce it by sawing to dust, which put in a copper or brass trough, and add four ounces of turmeric, to which put four gallons of water; then put in as many white holly veneers as the liquor will cover, and boil them together for three hours, often turning them; when cool add two ounces of aqua-fortis, and you will find the dye strike through much sooner.

To Dye a Bright Green.—Proceed as before to produce a yellow, but, instead of aqua-fortis, add as much of the vitriolated indigo as will produce the desired colour.

For a Bright Red.—Take two pounds of genuine Brazil-dust, add four gallons of water, put in as many veneers as the liquor will well cover, boil them for three hours and let them cool; then add two ounces of alum and two ounces of aqua-fortis, and keep it luke warm until it has struck through.

To Dye a Purple.—Take two pounds of chip logwood, half a pound of Brazil-dust, and add

four gallons of water, put in your veneers and boil them well, then add six ounces of pearl-ash and two ounces of alum; let them boil two or three hours every day till you find the colour struck through.

To Dye the Silver Grey.—Take a cast iron pot of six or eight gallons, and from time to time collect old iron, nails, hoops, &c. &c. to expose them to the weather in it until they are covered with rust, add one gallon of vinegar and two of water; boil all well for an hour, then have your veneers ready, which must be air-wood not too dry, put them in the copper you use to dye black, and pour the iron liquor over them; add one pound of chip logwood, two ounces of bruised nut-galls, then boil up another pot of the iron liquor to supply the copper with, keeping the veneers covered and boiling two hours each day.

A good Black Satin for immediate use.—Boil half a pound of chip logwood in two quarts of water, then add an ounce of pearl-ash, and apply it hot to the work with a brush; then take half a pound of logwood and boil it as before in two quarts of water, adding half an ounce of verdigris and half an ounce of copperas; strain it off and put in about half a pound of rusty steel filings, and apply as before.

To stain Beech of a Mahogany colour.—Take two ounces of dragon's blood, break it in pieces, and put it into a quart of rectified spirits of wine, let the bottle stand in a warm place, shake it frequently, and, when dissolved, it is fit for use.

Another.—Take one pound of logwood, boil it in four quarts of water, add a double handful of walnut peeling; boil it up again, take out the chips, and add a pint of the best vinegar, and it will be fit for use.

To clean and restore the elasticity of cane Chair Bottoms, Couches, &c.—Turn up the chair bottom, &c. and with hot water and a sponge wash the cane-work well, so that it may be well soaked; should it be dirty you must add soap; let it dry in the air, and you will find it as tight and firm as when new, provided the cane is not broken.

Varnishing.—It being the custom, in order to heighten the beauty of fine wood, and give additional lustre to the furniture, &c. to varnish it, the simplicity of the process requires but little to be said on the subject, but for the satisfaction of the reader I shall treat the subject minutely. In London it is not worth while to make varnish unless in a large quantity, there being several shops where it is sold very good at a fair price, for the accommodation of those who do not require more than a pint or quart at once. That in general use is white varnish.

To varnish a piece of Furniture.—First, observe the work to be clean, then see if any knots or blemishes require filling up, which must be done with cement of the same colour. Have your varnish in an earthen pot, with a piece of wire diametrically across the top, slackened downwards, to stroke the brush against; then see that your brush is clean and free from loose hairs, dip your brush and give the work a thin coat and re-

gular; soon after that another, and another, always taking care not to pass the brush twice in the same place; let it then stand to dry, in a moderately warm place, that the varnish may not chill. When you have given the work about six or seven coats, let it get quite hard, which you will prove by pressing your knuckle on it; if it leaves a mark it is not hard enough; then with the three first fingers of your hand rub the varnish till it chafes, and proceed all over that part of the work you mean to polish, in order to take out all the streaks or partial lumps made by the brush; give it then another coat and let it stand to harden.

To polish Varnish—Has been considered by many as a matter of difficulty, they having furnished themselves with a quantity of materials, and as often failed of success for want of patience, the process being rather tedious. Take two ounces of Tripoli powdered, put in an earthen pot or basin, with water to cover it, then take a piece of fine flannel, four double, lay it over a piece of cork and rubber, and proceed to polish your varnish, always wetting it with the Tripoli and water; you will know when the process is done by wiping a part of the work with a sponge, and observing whether there is a fair even gloss, then take a bit of mutton suet and fine flour, and clean off the work.

General Observations.—1st. The varnish for cabinet work should be very clear and bright, otherwise it will give a dingy shade to all light coloured woods. 2nd. Some persons polish with rotten stone, others with putty powder, and I have

seen varnish polished with common whiting and water, but I have found Tripoli to answer best.

To make the best White Hard Varnish :—

Rectified spirits of wine	-	2 gallons
Gum Sandarach	-	5 pounds
Gum mastich	-	1 pound
Gum anime	-	4 ounces

Put these in a clean can or bottle to dissolve in a warm place, frequently shaking it; when the gum is dissolved, strain it through a lawn sleeve, and it will be fit for use.

To varnish Drawings, painted in water colours, or any kind of paper or card-board.—Take some clear parchment cuttings, boil them in water in a clean glazed pipkin till they produce a very clear size, strain it and keep it for use. Give your work two coats of the above size, passing quickly over the work not to disturb the colours; when dry proceed as before directed with your varnish.

The French method of polishing Wood.—Take a piece of fine pumice stone and water, and pass regularly over the work with the grain, until the rising of the grain is cut down, then take powdered Tripoli and boiled linseed oil, and polish the work to a bright face, which will be far superior to any other polish, but it requires more time.

To polish Brass Ornaments inlaid in wood.—First, carefully observe to have your brass filed very clean with a smooth file, then take some Tripoli powdered very fine, and mix it with linseed oil, and with a rubber of hat you may polish the work as you would polish varnish, until you find the desired effect produced.

N. B. If the work is ebony or black rose-wood, take some elder coal powdered very fine, and apply it dry after you have done with the Tripoli, and it will produce a superior polish. About the beginning of the last century, an ingenious inlayer of Leige, in Flanders, invented the art of inlaying cabinets, &c. with brass and tortoise shell, which were executed with much taste in drawing, and skill in workmanship, and being patronised by the nobility of France, they became indispensable appendages to the boudoir and library. The Parisians next attempted to copy them, but never succeeded, proofs of which are still to be seen in the mansions of the nobility of this kingdom; since which brass has gradually been brought into general use in ornamenting the best work. The French mode of ornamenting with brass differs widely from ours, their's being chiefly water gilt (Or Moulu), excepting the flutes of the columns, &c. which are polished very high with rotten stone and finished with elder coal.— Many elegant pieces of workmanship have been executed here in the same manner, but from the high prices of casting, chasings, and gilding, it never came into general repute. Our ingenious brass-founders, both in town and country, have at length not only equalled but surpassed the French in finishing, bronzing, and lacquering their exquisite productions, so that at present the use of Or Moulu ornaments is confined to a small circle. Since the French visited Egypt, the furniture in the first circles of Europe has literally displayed a most grotesque assemblage of monsters from the Nile or Cydnus, which (however calculated they may be to inspire fear in a beholder), have caused much joy among the car-

vers, the race of whom would probably by this time have been extinct.

To make the Gold Lacquer for brass.—Take of rectified spirits of wine two quarts, three pounds of seed lac picked particularly clean, and clear of all black and brown specks and pieces, as upon that depends the entire beauty of the lac; add them together, keep them warm and shake them often; when the lac is dissolved it is fit for use.

To clean old Brass Work for Lacquering.—First boil a strong lye of wood ashes, which you may strengthen by soap lees; put in your brass work, and the lacquer will immediately come off; then have ready a pickle of aquafortis and water strong enough to take off the dirt, wash it immediately after in clean water, dry it well and lacquer it.

To clean Silver Furniture.—Lay the furniture, piece by piece, upon a charcoal fire, and when they are just red take them off, and boil them in tartar and water, and your silver will have the same beauty as when first made. Boiling it in alum-water has the same effect.

To polish Ivory.—Ivory is polished with putty and water, by means of a rubber made of hat, which in a short time produces a fine gloss.

To clean Marble, Sienna, Jasper, Porphyry, Sciola, &c.—Mix up a quantity of the strongest soap-lees with quick-lime, to the consistence of milk, and lay it on the stone, &c. for twenty-four hours, clean it afterwards with soap and water, and it will appear as new.

To make the Liquor Foil for Silvering Glass Globes, Bent Mirrors, &c.—Take one ounce of clean lead, and one ounce of fine tin, melt them together in a clean iron ladle, then immediately add an ounce of bismuth, skim off the dross, remove the ladle from the fire, and, before it sets, add ten ounces of quicksilver, stir the whole well together, carefully observing not to breathe over it, as the evaporation of the silver is very pernicious.

Another.—Take four ounces of quicksilver, to which put as much tinfoil as to become barely fluid when mixed; have your globe clean and warm, and inject the quicksilver by means of a clean earthen pipe at the aperture, turning it about till it is silvered all over, let the remainder run out and hang it up.

To bronze Figures, &c.—For the ground, after it has been sized and rubbed down, take Prussian blue, verditer, and spruce ochre, grind them separately in water, turpentine, or oil, according to the work; mix them in such proportions as will produce the colour you desire; then grind Dutch metal, commonly called bronze, in the same material, laying it with judgment on the most prominent parts of the figure produces a grand effect.

A Green Paint for Garden-stands, Venetian Blinds, Trelisses, &c.—Take mineral green and white lead ground in turpentine, mix up a quantity to your mind, with a small quantity of turpentine varnish for the first coat; for the second you must put as much varnish in the colour as will produce a good gloss. By adding a small quantity of Prussian blue, you will have the colour much brighter.

To make Turpentine Varnish.—Take one gallon of spirits of turpentine, and five pounds of resin pounded, put it in a tin can on a stove, and let it boil half an hour; when cool it is fit for use.

To make a Cement of Mahogany colour.—Take two ounces of bees' wax, half an ounce of resin, melt them together, then add half an ounce of Indian red, and a small quantity of yellow ochre, to bring it to the colour you desire; keep it in a pipkin for use.

To take Ink spots out of Mahogany, &c.—Apply spirits of salts with a bit of rag till the ink disappears.

Another.—Put a few drops of spirits of nitre in a tea spoonful of water, touch the spot with a feather dipped in the mixture, and, on the ink disappearing, rub it over immediately with a rag wetted in cold water, or there will be a white mark which will not be easily effaced.

To make black Wax.—Take two ounces of bees' wax, half an ounce of Burgundy pitch, and melt them together, then add one ounce and a half of ivory black ground very fine and dried.

To make Green Wax.—Take two ounces of bees' wax, melt it, and add one ounce of verditer; let the pipkin be large enough, as it will immediately boil up; stir it well, and add one quarter of an ounce of resin; it will be sufficiently hard and fit for use.

To make the Furniture Paste.—Scrape four ounces of bees' wax into a pot or basin, then

add as much spirits of turpentine as will moisten it through ; at the same time powder one quarter of an ounce of resin, and add to it when it is dissolved to the consistence of paste ; add as much Indian red as will bring it to a deep mahogany colour ; stir it up and it is fit for use.

Another.—Scrape four ounces of bees' wax as before, then take a pint of spirits of turpentine in a clean glazed pipkin, to which add an ounce of alkanet root, cover it close and put it over a slow fire, attending it carefully that it may not boil or catch fire ; and, when you perceive the colour to be drawn from the root, by the liquid being of a deep red, add as much of it to the wax as will moisten it through, at the same time add a quarter of an ounce of powdered resin, cover it close and let it stand six hours, and it will be fit for use.

To solder or weld Tortoise-shell.—Provide yourself with a pair of pincers or tongs, so constructed that you reach four inches beyond the rivet ; then have your tortoise-shell filed clean to a lap joint, carefully observing that there is no grease about it, wet the joint with water, and you will find the shell to be joined as if it were one piece.

To veneer Tortoise-shell on Wood.—First observe to have your shell of an equal thickness, and scrape and clean the under-side very smooth, then take some vermilion finely ground, mix it up with spirits of turpentine and varnish, then lay two or three coats of colour on the underside of the shell till it becomes opaque ; when dry, you may lay it on with good glue.

To stain Horn to imitate Tortoise-shell.—Take

an equal quantity of quick lime and red lead, mix it up with strong soap lees, lay it on the horn with a small brush, like the mottle in tortoise-shell; when it is dry repeat it two or three times.

To soften Ivory.—Slice half a pound of mandrake, and put it in a quart of the best vinegar, into which put your ivory; let it stand in a warm place for forty-eight hours, and you will be able to bend the ivory to your mind.

To bleach Ivory.—Take a double handful of lime and slake it by sprinkling it with water, then add three pints of water, and stir it up together; let it settle ten minutes, and pour the water into a pan for your purpose; then take your ivory and steep it in the lime water for twenty-four hours, after which boil it in strong alum water one hour, and dry it in the air.

JAPANNING.

It frequently happens that japanned work receives damage, when it is very inconvenient, from distance or other circumstances, to send for the japper to repair it, therefore it may not be improper to lay down the simplest methods used in that branch. First, provide yourself with a small muller and stone, to grind any colour you may require. Secondly, provide yourself with white hard varnish, brown varnish, turpentine varnish, japan gold size, and spirits of turpentine, which you may keep in separate bottles for the purpose. Thirdly, provide yourself with a flake white, red lead, vermilion, lake, Prussian blue, King's and patent yellow, orpiment, spruce and brown ochre, mineral green, verditer, burnt um

ber and lamp black. Observe that all wood-work must be prepared with size, and some coarser material mixed with it, to fill up and harden the grain of the wood, (such as may best suit the colour intended to be laid on) which must be rubbed smooth with glass paper when dry; but in cases of accident it is seldom necessary to re-size the damaged places, unless they are considerable. With the foregoing colours you may match almost any colour now in use for japanning; always observing to grind your colour smooth in spirits of turpentine, then add a small quantity of turpentine and spirit varnish, lay it carefully on with a camel's-hair brush, then varnish it with brown or white spirit varnish, according to the colour.

For a Black.—Mix up a little good size with lamp-black, and it will bear a good gloss without varnishing over.

To imitate black Rose-wood.—The work must be ground black, after which take some red lead well ground and mixed up as before directed, which lay on with a flat stiff brush, in imitation of the streaks in the wood; after which take a small quantity of lake ground fine, and mix it with brown spirit varnish, carefully observing not to have more colour in it than will just tinge the varnish; but should it happen on trial to be still too red, you may easily assist it with a little umber, ground very fine, with which pass over the whole of the work intended to imitate black rose-wood, and it will have the desired effect. I have seen work done by a good japanner according to the foregoing rule, which, when varnished

and polished, was scarcely to be known from the real wood.

To make the Furniture Oil.—Take linseed oil, put it in a glazed pipkin, with as much alkanet root as it will cover; let it boil gently, and you will find it become of a strong red colour; let it cool and it is fit for use.

To damask Leather for Table-covers and other purposes.—Provide yourself with a block glued up, two feet six inches long, and two feet wide, faced with pear-tree, five-eighths of an inch thick, upon which have some pretty patterns drawn, that has a good effect in the light and dark shades only, but it must be so divided that it must match end for end and side for side, which pattern must be sunk in the paper-stainer or printer's block, and may be done by any one that knows a little of chair-carving; then strain your leather dry on the block with tack, and with a glass-ball rubber of about four pounds weight pass to and fro over the leather, rubbing hard till you produce the pattern perfectly glazed on the leather.

N. B. If your cover is larger than the block be very careful in shifting it, that you may not injure the pattern. I have made a pattern in wood, which was afterwards cast in brass, repaired, and fixed upon a block, for a leather gilder, which is much better than one of wood—the pattern comes off much sharper and cleaner.

To polish any work of Pearl.—Take pumice stone, finely powdered and washed, and water, with which you may polish it smooth; then take putty powder and proceed as before, and you will have a fine gloss and colour.

TO STAIN HARPS, VIOLINS, OR ANY OTHER
MUSICAL INSTRUMENTS.

A Crimson stain.—Take one pound of ground Brazil, and boil it in three quarts of water for an hour; strain it and add half an ounce of cochineal, boil it again for half an hour gently, and it will be fit for use.

N. B. If you would have it of the scarlet tint, boil have an ounce of saffron in a quart of water, and pass over the work previous to the red stain.

Observe the work must be very clean and of air-wood, or good sycamore without blemish; when varnished it will look very rich.

For a Purple stain.—Take a pound of chip log-wood, to which put three quarts of water, boil it well for an hour, then add four ounces of pearl ash and two ounces of indigo pounded, and you will have a good purple.

For a fine Black.—When black is required in musical instruments, it is produced by japanning, the work being well prepared with size and lamp-black; get some black japan from the varnish maker's, and give it two coats, after which varnish and polish it.

A fine Blue stain.—Take a pound of oil of vitriol in a glass bottle, into which put four ounces of indigo, and proceed as before directed in dying.

A fine Green stain.—Take three pints of strong vinegar, to which put four ounces of the best verdigris ground very fine, half an ounce of sap-green, and half an ounce of indigo.

For a bright Yellow.—There is no need whatever to stain the wood, as a very small bit of aloes put in the varnish will make it of a good colour, and has the desired effect.

To make varnish for Violins, &c.—Take half a gallon of rectified spirits of wine, to which put six ounces of gum-sandrach, three ounces of gum-mastich, and half a pint of turpentine varnish; put the above in a tin can in a warm place, frequently shaking it until it is dissolved; strain it and keep it for use. If you find it harder than you wish, add a little more turpentine varnish.

To stain Box-wood Brown.—Hold your work to the fire that it may receive a gentle warmth, then take aqua-fortis, and, with a feather, pass over the work till you find it change to a fine brown, (always keeping it near the fire) you may then oil and polish it.

To varnish Harps, Dulcimers, &c. in the Indian manner.—Prepare the work with size and red ochre, then take ochre, burnt umber, and red lead, well ground, and mix up a dark brown colour in turpentine varnish, adding as much spirits of turpentine that you may just be able to work it, pass over your work even, and, while it is yet wet, get a muslin sieve, and sift as much Dutch metal (bronze) upon it as you may think requisite to produce the effect—varnish and polish it.

RULES FOR MAKING WINES.

Mead.—To thirteen gallons of water put thirty pounds of honey; boil, and scum it well; take rosemary, thyme, bay-leaves and sweet briar, one

handful altogether ; boil it an hour, put it into a tub with a little ground malt ; stir it till it is lukewarm ; strain it through a cloth and put it into the tub again ; cut a toast and spread it over with good yeast, and put it into the tub also ; when the liquor is covered over with yeast, put it in a barrel ; take of cloves, mace, and nutmegs, an ounce and a half ; of ginger sliced, an ounce ; bruise the spice, tie it up in a rag, and hang it in the vessel, stopping it up close for use.

Balm Wine.—Get a peck of balm leaves, put them in a tub ; heat four gallons of water scalding hot and pour it upon the leaves, and let it stand all night ; in the morning strain it through a hair sieve ; put to every gallon of water two pounds of fine sugar, and stir it well. Get the whites of eggs, put them into a pan, and whisk it well before it be over hot ; when the scum begins to rise, take it off and keep it skimmed all the while it is boiling ; let it boil three quarters of an hour that it may head the better ; so work it for two days, put it into a sweet vessel, bung it close, and when it is fine, bottle it.

Birch Wine.—The season for procuring the liquor from the birch tree, is the beginning of March, while the sap is rising, and before the leaves shoot out ; for, when the sap has become forward, and the leaves begin to appear, the juice, by being long digested in the bark, grows thick and coloured. The method of procuring the juice is by boring holes in the body of a tree, and putting in faucets, which is commonly made of the branches of elder, the pith being taken out ; if the tree is large, tap them in several places at a

time, and by that means save several gallons every day. If you do not use it immediately, in order to keep it in a good condition for brewing, and that it may not turn sour till you have got the quantity you want, the bottle in which it dropped from the faucets must be immediately close-stopped, and the cork waxed or resined. Clear your birch with whites of eggs. To every gallon of the liquid take two pounds and a half of fine white sugar, boil it three quarters of an hour, and when it is cold, put in it a little yeast; work it two or three days, then put it into the barrel, and to every five gallons add a quart of French brandy and half a pound of stoned raisins. Before you tun your wine burn a brimstone match in the barrel.

Apricot Wine.—Take three pounds of sugar, three quarts of water, boil them together and skim it well; then put in six pounds of apricots, pared and stoned, and let them boil till they are tender; after you have taken out the apricots, let the liquor have one boil, with a sprig of flower clary in it. The apricots make marmalade and are very good for present using.

Damson Wine.—Gather your damsons dry, weigh them and bruise them; put them into an earthen pan that has a faucet, and add to every eight pounds of fruit a gallon of water; boil the water, skim it and pour it on your fruit scalding hot; let it stand two days; draw it off and put it into a vessel fit for it, and to every gallon of liquor put two pounds and a half of fine sugar; let the vessel be full and stop it close. The longer it stands the better: it will keep a year in

the vessel. When you bottle it off put a small lump of refined sugar in each bottle.

Quince Wine.—Take your quinces when they are thoroughly ripe, wipe off the fur very clean, take out the cores and bruise and press them, adding to every gallon of juice two pounds and a half of fine sugar, then stir it till it is dissolved, and put it in your cask, and, when it has done working, stop it close; let it stand three months before it is bottled. Keep it two or three years and it will be the better.

Lemon Wine.—Take six large lemons, pare off the rind, cut them and squeeze out the juice, steep the rind in the juice and put to it a quart of brandy; let it stand in an earthen pot close stopped three days, then squeeze six more and mix two quarts of spring-water and as much sugar as will sweeten the whole: boil the water, lemons, and sugar together, letting it stand till it is cool, then add a quart of white wine and the other lemon and brandy: mix them together and run it through a flannel bag into some vessel: let it stand three months then bottle it off: cork your bottles well and keep it in a cool place, and it will be fit to drink in a month or six weeks.

Barley Wine.—Take half a pound of French barley, boil it in three waters, and save three pints of the last water: mix it with a quart of white wine, half a pint of borage-water, as much clary-water, a little red rose-water, the juice of five or six lemons, three-quarters of a pound of fine sugar, and the thin yellow rind of a lemon; brew all these quick together, run the liquor

through a strainer and boil it up : it is pleasant in hot weather, and very good in fevers.

Plumb Wine.—Take twenty pounds of Malaga raisins, pick, rub, shred them, and put them into a tub ; take four gallons of water, boil it an hour, let it stand till it is blood warm then put it to your raisins : let it stand nine or ten days more, stirring it twice a day. Strain out your liquor and mix it with two quarts of damson juice, put it in a vessel, and, when it has done working, stop it close : at the end of four or five months bottle it.

Palermo Wine.—Take to every quart of water a pound of Malaga raisins, rub and cut the raisins small and put them to the water, and let them stand ten days, stirring once or twice a day ; boil the water an hour before it is put to the raisins and let it stand to cool ; at ten days' end strain the liquor, put a little yeast to it, and put it in the vessel with a sprig of dried wormwood : let it be close stopped, and at three months' end bottle it.

Frontiniac Wine.—Take six gallons of water, twelve pounds of white sugar, and six pounds of raisins of the sun, cut small ; boil these together an hour, then take of the flowers of elder when they are falling, and will shake off, the quantity of half a peck, and put them in the liquor when it is almost cold : the next day put in six spoonsful of syrup of lemons, and four spoonsful of ale yeast : two days after put it in a vessel, and when it has stood two months, bottle it.

British Madeira.—Put one bushel of good pale malt into a tub, and pour upon it eleven gallons of

boiling water, after stirring them together, cover the vessel over, and let them stand to infuse for three hours, then strain off the liquor through a hair sieve, dissolve in it three pounds and a half of sugar candy, and ferment it with yeast in the usual manner. After fermenting three days (during which time the yeast is to be skimmed off three or four times a day) pour the clear liquor into a clean cask, and add to it the following articles mixed together:—French brandy two quarts, raisin wine five pints, and red port two bottles; stir them together and let the cask be well bunged, and kept in a cool place for ten months, when it will be fit to bottle. This wine will be found to be equal to the Cape Madeira.—Good table beer may be made with the malt after it has been infused for making the wine.

British Port Wine.—Take of British grape wine, or good cider, four gallons; recent juice of elderberries, one gallon; brandy two quarts; logwood, four ounces; rhatany root (bruised) half a pound. First, infuse the logwood and rhatany root in the brandy, and a gallon of the grape wine, or cider, for one week; then strain off the liquor and mix it with the other ingredients. Keep it in a cask well bunged for a month, when it will be fit to bottle.

British Sherry.—Take of pale ale-wort, made as directed for British Madeira, four gallons; of pure water, seven gallons; of white sugar sixteen pounds; boil them together gently for about three quarters of an hour, constantly skimming it; pour it into a clean tub and dissolve in it four pounds of sugar-candy powdered, ferment with

yeast for three or four days in the same manner as directed for British Madeira. When poured off clear into a sweet cask, add five pounds of the best raisins, bruised and stoned; stir up the liquor once or twice a day, and, after standing slightly bunged two days, add about a gallon of French brandy, then bung the cask closely and in three months bottle it for use.

British Champaigne.—Take of white sugar, eight pounds; the whitest raw sugar, seven ditto; christalized lemon acid or tartaric acid, an ounce and a quarter; pure water, eight gallons; white grape wine, two quarts; of perry, four quarts; of French brandy, three pints. Boil the sugars in the water, skimming it occasionally for two hours, then pour it into a tub, and dissolve in it the acid. Before it be cold, add some yeast, and ferment in the same manner as directed for British Madeira. Put it into a clean cask and add the other ingredients. The cask is to be well bunged and kept in a cool place for two or three months, then bottle it and keep it cool for a month longer, and it will be fit for use. If it should not be perfectly clear after standing in the cask for two or three months, it should be rendered so by the use of isinglass before it be bottled. By adding a pound of fresh or preserved strawberries, and two ounces of powdered cochineal to the above quantity, the pink Champaigne may be made.

Clary Wine.—Take twenty-four pounds of Magaga raisins, pick and chop them very small, put them into a tub, and, to each pound, a quart of water; let them steep ten or eleven days, stirring it twice every day; it must be kept covered close

all the while, then strain it off and put it into a vessel, and about half a peck of the tops of clary when in blossom; stop it close for six weeks and then bottle it off: in two or three months it is fit to drink. It is apt to have a great settlement at bottom, therefore it is best to draw it off by plugs, or tap it pretty high.

Saragossa Wine, or English Sack.—To every quart of water put a sprig of rue, and to every gallon a handful of fennel root; boil them half an hour, strain it off, and to every gallon of liquor put three pounds of honey, boil two hours and skim it well: when it is cold pour it off into the vessel or cask, keep it a year in the vessel and bottle it.

Mountain Wine.—Pick out the stalks of Malaga raisins, chop them small and put five pounds to every gallon of cold spring water; let them steep a fortnight or more, squeeze out the liquor and barrel it in a vessel fit for it, fume the vessel with brimstone. Do not stop it close till the hissing is over. Put half a pint of French brandy to every gallon of wine.

Cherry Brandy.—Take six dozen pounds of cherries, half red and half black, mash or squeeze them to pieces with your hands, and put to them three gallons of brandy: let them steep twenty-four hours, and put the mashed cherries and liquor, a little at a time, into a canvass bag, and press it as long as any juice will run: sweeten it to your taste, put it into a vessel, let it stand for a month and bottle it off. Put a lump of loaf sugar into every bottle.

Shrub.—Take two quarts of brandy, the juice of five lemons, the peels of two, and a nutmeg : stop it up, let it stand three days, and add to it three pints of white wine and a pound and a half of sugar : mix it, strain it twice through a flannel, and bottle it up.

Fine Milk Punch.—Take two quarts of water, one quart of milk, half a pint of lemon juice and one quart of brandy, with sugar to your taste ; put the milk and water together a little warm, then the sugar and lemon juice : stir it well together, then the brandy, stir it again and run it through a flannel bag till it is very fine and bottle it. It will keep a fortnight or more.

To recover Wine that has turned sharp.—Rack off your wine into another vessel, and to ten gallons put the following powder :—take oyster-shells, scrape and wash off the brown dirty outside of the shells and dry them in an oven till they will powder. Put a pound of this powder to every nine or ten gallons of wine, stir it well together and stop it up : let it stand to settle two or three days, or till it is fine. As soon as it is fine, bottle it off and cork it well.

To fine Wine the Lisbon way.—To every twenty gallons of white wine take the whites of ten eggs and a small handful of salt, beat them together to a froth, and mix them well with a quart or more of the wine, then pour the wine and the whites into the vessel ; stir it well, and in a few days it will be fine.

Red or white Elder Wine.—Gather the elderberries ripe and dry, pick them and bruise them

with your hands, and strain them : set the liquor by in glazed earthen vessels for twelve hours to settle : put to every pint of juice a pint and a half of water, and to every gallon of this liquor three pounds of Lisbon sugar : set it in a kettle over the fire, and, when it is ready to boil, clarify it with the whites of four or five eggs ; let it boil an hour, and, when it is almost cold, work it with strong ale yeast and tun it, filling up the vessel from time to time with the same liquor, saved on purpose, as it sinks by working. In a month's time, if the vessel holds about eight gallons, it will be fine and fit to bottle, and, after bottling, will be fit to drink in twelve months ; but, if the vessel be larger, it must stand longer in proportion, three or four months at least for a hogshead.—*Note.*—All liquors must be fined before they are bottled, or else they will grow sharp and ferment in the bottles. Add to every gallon of this liquor a pint of strong mountain wine, but not such as has the borachio, or hog's skin flavour. This wine will be very strong and pleasant.

Sage Wine.—Boil twenty-six quarts of spring water a quarter of an hour, and, when it is blood warm, put twenty-six pounds of Malaga raisins, picked, rubbed, and shred into it, with almost half a bushel of shred sage, and a porringer of ale yeast ; stir it well together, and let it stand in a tub, covered warm, six or seven days, stirring it every day, then strain it off and put it into a runlet : let it work three or four days, then stop it up : when it has stood six or seven days, put in a quart or two of Malaga sack, and, when it is fine, bottle it.

Gooseberry Wine.—Gather your gooseberries in

a dry season, when they are half ripe, pick them, and bruise them in a tub with a wooden mallet, for no metal is proper: take about the quantity of a peck of the gooseberries, put them into a cloth made of horse hair, and press them as much as possible without breaking the seeds: repeat this till your gooseberries are bruised, adding to this pressed juice the other in the tub: add to every gallon three pounds of powdered sugar, stir it together till the sugar is dissolved, and then put it in a vessel, which must be quite filled with it. If the vessel holds about ten or twelve gallons, it must stand a fortnight or three weeks, or if about twenty gallons, four or five weeks, to settle in a cold place: draw off the wine from the lees. After you have discharged the lees from the vessel, return the clear liquor into the vessel again, and let it stand three months if the cask is about three gallons; or, between four and five months, if it be twenty gallons, and bottle it. This wine, if truly prepared according to the above directions, will improve every year, and keep good for many years.

Currant Wine.—Gather your currants full ripe; strip them and bruise them in a mortar, and to every gallon of the pulp put two quarts of water, first boiled and cold: let it stand in a tub twenty-four hours to ferment, then run it through a hair sieve: let no hand touch it, but take its time to run, and to every gallon of liquor put two pounds and a half of white sugar: stir it well, put it in your vessel, and to every six gallons put a quart of the best rectified spirits of wine: let it stand six weeks, and bottle it. If it is not very fine, empty it into other bottles, and, after it has stood a fortnight, rack it off into smaller bottles.

Raisin Wine.—To every gallon of clear river water, put five pounds of Malaga, or Belvidere raisins, let them steep a fortnight, stirring them every day: pour the liquor off, squeeze the juice off the raisins, and put both liquors together in a vessel that is of a size to contain it exactly. Let the vessel stand open till the wine has done hissing, or making the least noise. Add a pint of French brandy to every two gallons, stop it close, and, when it is fine, bottle it. If you would have it red, put one gallon of Alicante wine to every four of raisin wine.

Cherry Wine.—Pull off the stalks of the cherries, and wash them without breaking the stones, press them hard through a hair bag, and, to every gallon of liquor put two pounds of coarse sugar. The vessel must be full, and let it work as long as it makes a noise in the vessel: stop it up close for a month or more, and, when it is fine, draw it into dry bottles. If it makes them fly, open them for a moment, and stop them up again. It will be fit to drink in a quarter of a year.

Orange Wine.—Put twelve pounds of fine sugar, and the whites of eight eggs well beaten, into six gallons of spring water, let it boil an hour, scumming it all the time: when it is nearly cool, put to it the juice of fifty Seville oranges, six spoonsful of good ale yeast, and let it stand two days: put it into another vessel, with two quarts of Rhenish wine, and the juice of twelve lemons: let the juice of the lemons and the wine, and two pounds of double-refined sugar, stand close covered twelve hours before it is put into the orange wine, and scum off the seeds. The lemon-peels

must be put in with the oranges—half the rinds must be put in the vessel. It must stand ten or twelve days before it is fit to bottle.

Ginger Wine.—Take four gallons of water and seven pounds of sugar, boil them half an hour, skimming it all the time: when the liquor is cold squeeze in the juice of two lemons, then boil the peels, with two ounces of white ginger, in three pints of water, one hour: when cold, put it altogether into a cask, with one gill of finings and three pounds of Malaga raisins: close it up, let it stand two months, and then bottle it off.

N. B. A lump of unslacked lime put into your cask, will keep wine from turning sour.

Ginger Beer.—The best method of making this pleasant and wholesome beverage is as follows:—Take one ounce and a half of the best ginger bruised, one ounce of cream of tartar, and one pound of white sugar: put these ingredients into an earthen pan, and pour upon them a gallon of boiling water. When cold, add a table-spoonful of yeast, cover the pan over with a blanket, and let it stand till the next morning: then run it through a filtering bag or close sieve, bottle it, and fasten down the corks with string: let it stand in a cool place for three days, and it will be fit for use. Be particular in having the bottles well cleaned, and good sound corks. A lemon sliced, and added, will greatly improve its flavour.

Another, for six gallons.—Bruised ginger eight ounces ; cream of tartar, six ounces ; lump sugar, six pounds ; and three lemons sliced with the rind on. Should boiling the whole be preferred instead of pouring the water on hot, we merely caution the operator to be careful in using a bright iron or tin vessel for the purpose, and not keep it over the fire more than three minutes after it boils : strain, &c. as before.

Soda Water.—A cheap and expeditious way of making :—First, be careful in having your bottles (half pint bottles are best) washed and dry, and put into each twenty-five grains of subcarbonate of potash, and twenty-five grains of citric acid. Fill the bottles nearly full with spring water, cork it down instantly, and tie the cork down with strong twine or wire, then proceed to the next bottle, and so on until the whole is completed.—Tartaric acid will answer the same purpose as the citric acid, and is not so dear.

MEDICINAL RECIPES.

The publisher considers he need not offer any apology for presenting to his readers the following remedies for the most grievous diseases, many of which, although composed of the simplest materials, have performed very astonishing cures.

Weak Eyes—May be relieved by washing them in cold water ; or dissolve four grains of sugar of lead, and crude sal ammoniac, in eight ounces of water, to which add a few drops of laudanum. With this mixture bath the eyes night and morning. Rose water is also good for the eyes.

Inflamed Eyes.—Leeches should be applied to the temples, and, when the bleeding has ceased, a blister may be applied, and a little opening medicine taken. Shaking the head and bathing the feet in warm water will be found very beneficial.

To kill Worms.—Take an ounce of tin, finely powdered, and two drachms of Ethiop's mineral, mixed together; divide it into six powders, and take one of them, in a little syrup, twice a day: when they are used work them off with a little rhubarb.

Freckles on the Face.—To disperse freckles take two ounces of lemon juice, half a drachm of powdered borax, and one drachm of sugar, mix them, and let them stand a few days in a glass bottle till the liquor is fit for use, then rub it on the hands and face occasionally.

Simple Remedy for a Pain in the Side.—At bedtime, take a fresh cabbage leaf, hold it to the fire until it is quite warm, and then apply it to the part affected, binding it tight with a cloth round the body; let it remain for twelve hours or more, when it will generally be found to have removed the pain; it will be well, however, to repeat the application of a fresh leaf on taking off the first, and let it remain as before. This will seldom fail in its effect.

Remedy for the Lumbago.—Get some oil of cabbage, commonly called green oil, and rub it well in before the fire previously to going to bed, on the loins and back, and in two or three applications this troublesome disorder is generally removed.

Lip Salve.—Take four ounces of white whey, one ounce of spermaceti, and half a pint of oil of almonds, and melt it in a water bath: when melted, put in a small quantity of alkanet root hid in a linen bag, to prevent it mixing with the other ingredients, the colour being the only part wanted, which the heat carries through the cloth or bag. Stir it with a knife till it gets red; take out the alkanet root, and add a little essence of lemon or bergamot, run it into boxes for use.

Diarhæa.—Take of confection of catechu, two drachms; simple cinnamon water, four ounces; syrup of white poppies, one ounce: mix them together. One or two table spoonsful to be taken twice or thrice a-day as required: for children under ten years of age, a dessert spoonful to be used; under two years, a tea spoonful, also two or three times a-day, as above stated.

Opening Pills.—Take four drachms of Castile soap, and the same quantity of succotrine aloes, make it into pills with a sufficient quantity of syrup. Two or three may be taken when costive.

Another.—Take four drachms of the extract of jalap, the same quantity of vitriolated tartar, and form it into pills with syrup of ginger; five of these pills is sufficient for a purge, but, to keep the body gently open, one may be taken night and morning.

Draught for a cough.—Beat two fresh eggs, mix them with half a pint of new milk warmed, two table spoonsful of capillaire, the same quantity of rose-water, and a little nutmeg. It must

not be warmed after the egg is added. Take it the first and last thing.

For a Fever.—Boil three ounces of currants, two of raisins carefully stoned, and an ounce and a half of tamarinds, in three pints of water till it is reduced to a quart, strain it, throw in a bit of lemon-peel, and let it stand an hour.

For Tape-worm in Children.—The following prescription is by the late Dr. Lettsom:—Beat up five drachms and a half of rectified oil of turpentine, with the yolk of an egg, some sugar and water, and common syrup. Give this to a child having tape-worms: two doses are sure of expelling them.

The following is a most excellent Remedy for a Cold.—Take a large tea-cup full of linseed, two pennyworth of stick liquorice, and a quarter of a pound of sun raisins: put these into two quarts of soft water, and let it simmer over a slow fire till it is reduced to one; then add to it a quarter of a pound of brown sugar-candy pounded, a table-spoonful of old rum, and a table-spoonful of the best white wine vinegar, or lemon juice.—[The rum and vinegar are best to be added only to the quantity you are going immediately to take, for if it is put into the whole it will grow flat.]—Drink half a pint at going to bed, and take a little when the cough is troublesome. This recipe generally cures the worst of colds in two or three days, and, if taken in time, may be said to be an almost infallible remedy. It is a most balsamic cordial for the lungs, without the opening qualities which endanger fresh colds in going out. It

has been known to cure colds that have been almost settled into consumptions in less than three weeks.

Cure for the Gravel.—Dissolve three drachms of prepared netron in a quart of cold soft water, and take half this quantity in the course of the day. Continue this medicine for a few days, and that painful complaint will be dislodged. It may be taken at any hour, but is best after a meal. It is said that the greatest martyrs to this disorder have been perfectly relieved by this simple remedy, which every person should remember, and note it in a pocket book, as few families are without some individual afflicted with gravel in a greater or less degree.

Instant Relief for a Pain and lax State of the Bowels.—Take twelve drops of laudanum, half a gill of spirituous cinnamon water, or, if that cannot be immediately had, the best brandy. This will seldom fail to give instant relief, but should it so fail in the first instance, it may be repeated in about an hour.

Remedy for the Gout.—Greater benefit has been derived from a liniment of olive oil, and the sulphuric acid, in case of gouty inflammation of the feet, than from any other application, and the gouty subjects to whom it has been recommended speak in the highest terms of its efficacy. A case of gout in the feet is related, wherein great relief was obtained by a large plaister of treacle completely covering the inflamed part.

Chilblain Lotion.—Get one drachm of sugar of lead, two ditto of white vitriol, reduce them to a fine powder, and add four ounces of water.

Before using this lotion, it is to be well shaken, then rubbed well on the parts affected, before a good fire with the hand. The best time for application is in the evening. It scarcely ever fails curing the most inveterate chilblains by once or twice using. It is not to be used on broken chilblains. The above lotion has been sold for a considerable time at Exeter as a patent medicine with great success.

For Coughs in aged Persons.—Pour gradually two drachms of nitric acid, diluted in half a pint of water, on two drachms of gum ammoniac, and triturate them in a glass mortar, until the gum is dissolved. A table-spoonful to be taken in sweetened water every two or three hours.

For recent Cold in the Head.—Get twenty-five drops of laudanum, one drachm of sweet spirits of nitre, forty drops of antimonial wine, and half an ounce of water. To be mixed and taken at bed-time, the patient drinking freely afterwards of warm water-gruel, barley-water, or whey.

To remove Corns.—Get four ounces of white diacolon plaister, four ounces of shoe-maker's wax, and fifty drops of muriatic acid, or spirits of salt. Boil these ingredients for a few minutes in an earthen pipkin, and, when cold, roll the mass out between the hands, or upon a marble slab, slightly moistened with olive oil.

A Cure for the Tooth Ache.—An eminent apothecary, in the vicinity of this metropolis, has lately recommended, as an effectual cure for the tooth-ache, the following remedy, which he has

been in the habit of using for many years, and out of the number of cases eight-tenths have succeeded, viz.—to take three table-spoonsful of brandy, adding to it one drachm of camphor, with thirty or forty drops of laudanum, and then dropping a little on some lint, and apply it to the tooth affected, keeping the lint moistened for five minutes only to the tooth and gum.

Cure for the Ear-Ache.—Take a piece of the lean of mutton about the size of a large walnut, put it into the fire, and burn it for some time, till it becomes reduced almost to a cinder, then put it into a piece of clean rag, and squeeze it until some moisture is expressed, which must be dropped into the ear as hot as the patient can bear it.

For Burns and Scalds.—First apply vinegar until the pain abates; secondly, an emollient poultice; and thirdly, as soon as any secretion of matter or watery fluid appears, by covering the sore with powdered chalk. Liniment for the same:—Take of linseed, or olive oil and lime-water of each equal parts, or three ounces by measure; mix by shaking them together. This liniment is extremely useful in cases of scalds or burns, being singularly efficacious in preventing, if applied in time, the inflammation subsequent to these, or even in removing it after it has come on.

To make Eye-Water.—Take ten grains of opium, six of camphor, and twelve ounces of boiling water; rub the opium and camphor with the boiling water, and strain. This collyrium abates

the pain and irritation attendant on severe cases of inflammation of the eyes.

Cure for a Pimpled Face.—Take an ounce each of liver of sulphur, rock alum and common salt, and two drachms each of sugar candy and spermaceti. Pound and sift these articles, then put the whole into a quart bottle, and add half a pint of brandy, three ounces of white lily-water, and the same of spring-water; shake it well together, and keep it for use. With this liquid the face is to be frequently bathed, remembering to shake the bottle, and, on going to bed, lay all over the face linen which has been dipped in it. In ten or twelve days, it is said, a perfect cure may be effected of this very unpleasant complaint, as nothing in this composition can prove prejudicial.

Dr. Stoughton's celebrated Stomachic Elixir.—Pare off the thin yellow rinds of six large Seville oranges, and put them in a quart bottle with an ounce of gentian root scraped and sliced, and half a drachm of cochineal. Pour over these ingredients a pint of brandy, shake the bottle well several times during that and the following day, let it stand two days more to settle, and clear it off into bottles for use. Take one or two tea-spoonsful morning and afternoon, in a glass of wine or in a cup of tea. This is an elegant preparation, little differing from the compound tincture of gentian either of the London or Edinburgh dispensatories, the former adding half an ounce of canella alba, (white cinnamon) and the latter only substituting for cochineal of Stoughton, half an ounce of husked and bruised seeds of the lesser cardamom. In deciding on their respective merits, it should

seem that Stoughton's elixir has the advantage in simplicity, and, perhaps, altogether as a general stomachic. Indeed, for some intentions, both the London and Edinburgh compositions may have their respective claims to preference; in a cold stomach, the cardamom might be useful; and, in a laxative habit, the canella alba. As a family medicine, to be at all times safely resorted to, there is no need to hesitate in recommending Dr. Stoughton's Elixir.

General Turlington's Balsam.—This is a good vulnerary balsam for common uses, and may be safely taken internally where the genuine Friar's Balsam is not at hand. The receipt for making the true 'Turlington's Balsam is as follows:—Take an ounce of the Peruvian balsam; two ounces of the best liquid thorax; three ounces of the best gum benjamin impregnated with almonds; and half an ounce each of the aloes, myrrh, frankincense, angelica roots, and the flowers of St. John's wort. Beat all these ingredients in a mortar, and put them into a glass bottle, adding a pint and a quarter of spirits of wine. Let the bottle stand by the kitchen fire, or in the chimney corner, two days and nights, then decant it off in small bottles well corked and sealed, to be kept ready for use. The same quantity of spirits of wine poured on the ingredients, well shaken up and placed near the fire about six or eight days and nights, will serve for slight occasions on being bottled in a similar manner.

Useful Embrocation.—This recipe was never before made known to the public in any shape whatever. In the capital of the west of England

it was, and I believe is now, made by a chemist, and sold as patent medicine. The success that attends its application in all kinds of bruises, swellings, green wounds, cuts and sores, has obtained it an immense sale. Most families, who have witnessed its effects, keep it in their houses as a remedy for all casual accidents; indeed I strongly recommend it, having witnessed its powers in several instances. The cheapness of the composition gives it a double claim to public patronage. It is made in the following manner:—Take half an ounce of camphor, cut it into small pieces, and dissolve it in half a pint of spirits of wine, in a closely corked bottle; when completely dissolved, add one pint of ox-gall, (which can be had at any butcher's) and about forty or fifty drops of laudanum; shake it well and bottle it for use. The application is simple, requiring nothing more than being applied with some lint dipped into it.

Efficacious Ointment for the Itch.—Mix two ounces of lard, with one ounce of sulphur-vivum, and a few drops of essence of lemons. On going to bed apply the whole of this by well rubbing it on every part of the body, arms, &c. especially the parts most affected. The next morning let the ointment be washed off with soap and warm water; change the linen and clothes; should the disease not be entirely eradicated with one application, try another in the same manner. At the same time take some flower of sulphur, mixed with a little cream of tartar, in milk, beer, or treacle. Should there be more than one in the family, it is necessary that each apply the above quantity, and half the quantity for a child.

TINCTURES, &c.

Aromatic Tincture.—Infuse two ounces of Jamaica pepper in two pints of brandy without heat, for a few days, then strain off the tincture. This simple tincture will answer the intentions of the more costly preparations of this kind. It is rather too hot to be taken by itself, but it is proper for mixing with such medicines as might prove too cold for the stomach.

Compound Tincture of Bark.—Take of Peruvian bark two ounces; Seville orange-peel and cinnamon, of each half an ounce. Let the bark be powdered and the ingredients bruised, then infuse the whole in a pint and a half of brandy for five or six days, in a close vessel; afterwards strain off the tincture. This tincture is not only beneficial in intermitting fevers, but also in slow, nervous, and putrid kinds, especially towards their decline. The dose is from one drachm to three or four, every fifth or sixth hour. It may be given in any liquor, and sharpened with a few drops of the spirits of vitriol.

Volatile Fætid Tincture.—Infuse two ounces of asafoetida in one pint of volatile aromatic spirit for eight days in a close bottle, frequently shaking it, then strain the tincture. This medicine is very beneficial in hysteric disorders, especially when attended with lowness of spirits and faintings. A tea-spoonful may be taken in a glass of wine or a cup of pennyroyal tea.

Volatile Tincture of Gum Guaiacum.—Take of gum guaiacum, four ounces; volatile aromatic

spirit, a pint. Infuse them, without heat, in a vessel well stopped for a few days, then strain off the tincture. In rheumatic complaints, a tea-spoonful of this tincture may be taken in a cup of the infusion of water trefoil twice or thrice a day.

Tincture of black Hellebore.—Infuse two ounces of the root of black hellebore bruised, in a pint of proof spirit, for seven or eight days, then filter the tincture through paper. A scruple of cochineal may be infused along with the roots, to give the tincture a colour. In obstructions of the menses, a tea-spoonful of this tincture may be taken in a cup of pennyroyal or camomile tea twice a day.

Astringent Tincture.—Digest two ounces of gum kino in a pint and a half of brandy, for eight days, afterwards strain it for use. This tincture, though not generally known, is a good astringent medicine. With this view, an ounce or more of it may be taken three or four times a day.

Tincture of Myrrh and Aloes.—Take of gum myrrh, an ounce and a half; hepatic aloes, one ounce. Let them be reduced to a powder, and infused in two pints of rectified spirits for six days, then strain the tincture. This is principally used by surgeons for cleansing foul ulcers, and restraining the progress of gangrenes. By some recommended as a proper application to green wounds.

Tincture of Opium.—Take of crude opium, two ounces; spirituous aromatic water and mountain wine, of each ten ounces. Dissolve the opium, sliced, in the wine, with a gentle heat, frequently stirring it, afterwards add the spirit and strain off

the tincture. As twenty-five drops of this tincture contain a grain of opium, the common dose may be from twenty to thirty drops.

Tincture of Hiera Picra.—Take of succotrine aloes in powder, one ounce; Virginia snake root and ginger, of each two drachms. Infuse a pint of mountain wine and half a pint of brandy, for a week, frequently shaking the bottle, then strain off the tincture.

Compound Tincture of Senna.—Take of senna one ounce; jalap, coriander seeds, and cream of tartar, of each half an ounce. Infuse them in a pint and a half of French brandy for a week, then strain the tincture and add to it four ounces of fine sugar. This is an agreeable purge, and answers all the purposes of the Elixir Salutis and of Daffy's Elixir. The dose is from one to two or three ounces.

Tincture of Spanish Flies.—Take of Spanish flies, reduced to a fine powder, two ounces; spirits of wine, one pint. Infuse for two or three days, then strain off the tincture. This is intended as an acid stimulated for external use. Parts affected with the palsy, or chronic rheumatism may be frequently rubbed with it.

Tincture of the Balsam of Tolu.—Take of the balsam of Tolu, an ounce and a half; rectified spirits of wine, a pint. Infuse in a gentle heat until the balsam is dissolved, then strain the tincture. This tincture possesses all the virtues of the balsam. In coughs and other complaints of the breast, a tea-spoonful or two of it may be

taken on a bit of loaf sugar; but the best way of using it is in the syrup. An ounce of the tincture properly mixed with two pounds of simple syrup will make what is commonly called the Balsamic syrup.

Tincture of Rhubarb.—Take of rhubarb, two ounces and a half; lesser cardamom seeds, half an ounce; brandy, two pints; digest for a week and strain the tincture. Those who choose to have a vinous tincture of rhubarb may infuse the above ingredients in a pint of Lisbon wine, adding to it about two ounces of proof spirits. If an ounce of gentian root and a drachm of Virginia snake-root be added to the above ingredients, it will make the bitter tincture of rhubarb. All these tinctures are designed as stomachics and corroborants, as well as purgatives. In weakness of the stomach, indigestion, laxity of the intestines, fluxes, cholicky and other complaints, they are frequently of great service. The dose is from half a spoonful to three or four spoonful, or more, according to the circumstances of the patient, and the purpose it is intended to answer.

Paregoric Elixir.—Take of flowers of benxion, half an ounce; opium, two drachms. Infuse in one pound of the volatile aromatic spirit, four or five days, frequently shaking the bottle; afterwards strain the elixir. This is an agreeable and safe way of administering opium. It eases pain, allays tickling coughs, relieves difficult breathing, and is useful in many disorders of children, particularly the hooping cough. The dose to an adult is from fifty to sixty drops.

Acid Elixir of Vitriol.—Take of the aromatic tincture, one pint; oil of vitriol, three ounces. Mix them gradually and after the fœces have subsided, filter the elixir through paper in a glass funnel. This is one of the best medicines that I know for hysteric and hypochondriac patients, afflicted with flatulencies, arising from relaxation of the stomach and intestines. It will succeed where the most celebrated stomachic bitters have no effect. The dose is from ten to forty drops in a glass of wine or water, or a cup of bitter infusion twice or thrice a day. It should be taken when the stomach is most empty.

Camphorated Spirits of Wine.—Dissolve an ounce of camphor in a pint of rectified spirits. This solution is employed as an embrocation in bruises, palsies, the chronic rheumatism, and for preventing gangrenes. The above quantity of camphor dissolved in half a pound of the aromatic spirit, makes Ward's Essence.

Spirits of Mindererus.—Take of volatile sal ammoniac, any quantity. Pour on it, gradually, distilled vinegar till the effervescence ceases. This medicine is useful in promoting a discharge by the skin and urinary passages. It is also a good external application in strains and bruises. When intended to raise a sweat, half an ounce of it in a cup of warm gruel, may be given to the patient in bed every hour till it has the desired effect.

MIXTURES.

Diuretic Mixture.—Take of mint-water, five ounces; vinegar of squills, two drachms; sweet spirit of nitre, half an ounce; syrup of ginger, an ounce and a half; mix them. In the obstructions

of the urinary passages, two spoonful of this mixture may be taken twice or thrice a day.

Laxative Absorbent Mixture.—Rub one drachm of magnesia alba in a mortar with ten or twelve grains of the best Turkey rhubarb, and add to them three ounces of common water, simple cinnamon water and syrup of sugar, of each one ounce. As most diseases of infants are accompanied with acidities, this mixture may either be given with a view to correct these, or to open the body. A table spoonful may be taken for a dose, and repeated three times a day. To a very young child, half a spoonful will be sufficient. When the mixture is intended to purge, the dose may either be increased, or the quantity of rhubarb doubled. This is one of the most generally useful medicines with which I am acquainted.

Saline Mixture.—Dissolve a drachm of the salt of tartar in four ounces of boiling water, and, when cold, drop into it spirit of vitriol till the effervescence ceases; then add, of peppermint-water, two ounces; simple syrup, one ounce.

Squill Mixture.—Take of simple cinnamon-water, five ounces; vinegar of squills, one ounce; syrup of marsh mallows, an ounce and a half. Mix them. This mixture, by promoting expectation and the secretion of urine, proves serviceable in asthmatic and dropsical habits. A table-spoonful may be taken frequently.

OINTMENTS, LINIMENTS, AND CERATES.

Notwithstanding the extravagant encomiums which have been bestowed on different preparations of this kind, with regard to their efficacy in

the cure of wounds, sores, &c. it is beyond a doubt that the most proper application to a green wound is dry lint. But though ointments do not heal wounds and sores, yet they serve to defend them from the external air, and retain such substances as may be necessary for drying, detarging, destroying proud flesh, and such like. For these purposes, however, it will be sufficient to insert only a few of the most simple forms, as ingredients of a more active nature can occasionally be added to them.

Yellow Basilicon.—Take of yellow wax, white resin and frankincense, each a quarter of a pound; melt them together over a gentle fire; then add, of hog's lard prepared, one pound. Strain the ointment while warm. This ointment is employed for cleansing and healing wounds and ulcers.

Emollient Ointment.—Take of palm oil, two pounds; olive oil, a pint and a half; yellow wax, half a pound; Venetian turpentine, a quarter of a pound. Melt the wax in the oils over a gentle fire, then mix in the turpentine and strain the ointment. This supplies the place of Althœe Ointment. It may be used for anointing inflamed parts, &c.

Eye Ointment.—Take of hog's lard prepared, four ounces; white wax, two drachms; tutty prepared, one ounce; melt the wax with the lard over a gentle fire, and then sprinkle in the tutty, continually stirring them till the ointment is cold. This ointment will be more efficacious, and of a better consistence, if two or three drachms of

camphor be rubbed up with a little oil and intimately mixed with it.

Another.—Take of camphor and calamine-stone levigated, each six drachms; verdigrise, well prepared, two drachms; hog's lard and mutton-suet, prepared, of each two ounces. Rub the camphor well with the powder; afterwards mix in the lard and suet, continuing the triture till they are perfectly united. This ointment has been long in esteem for diseases of the eyes. It ought, however, to be used with caution when the eyes are much inflamed or very tender.

Issue Ointment.—Mix half an ounce of Spanish flies, finely powdered, in six ounces of yellow basilicon ointment. This ointment is chiefly intended for pressing blisters, in order to keep them open during pleasure.

Ointment of Lead.—Take of olive oil, half a pint; white wax, two ounces: sugar of lead, three drachms. Let the sugar of lead, reduced into a fine powder, be rubbed with some part of the oil, and afterwards added to the other ingredients, previously melted together, continually stirring them till quite cold. This cooling and gentle astringent ointment may be used in all cases where the intention is to dry and skin over the part, in scalding, &c.

Mercurial Ointment.—Take of quicksilver, two ounces: hog's lard, three ounces: mutton suet, one ounce. Rub the quicksilver with an ounce of the hog's lard, in a warm mortar, till the globules be perfectly extinguished, then rub it up with the rest of the lard and suet, previously

melted together. The principal intention of this ointment is, to convey mercury into the body by being rubbed upon the skin.

Sulphur Ointment.—Take of hog's lard prepared, four ounces : flour of sulphur, an ounce and a half : crude sal ammoniac, two drachms : essence of lemon, ten or twelve drops. Make them into an ointment. This ointment, rubbed upon the parts affected, will generally cure the itch. It is both the safest and best application for that purpose, and, when made in this way, has no disagreeable smell.

White or Spermaceti Ointment.—Take of olive oil, one pint : white wax and spermaceti, of each three ounces. Melt them with a gentle heat, and keep them constantly and briskly stirring together till quite cold. If two drachms of camphor previously rubbed with a small quantity of oil, be added to the above, it will make the White Camphorated Ointment.

Liniment for Burns.—Take equal parts of Florence oil, or fresh drawn linseed oil and lime-water ; shake them well together in a wide bottle, so as to form a liniment. This is found to be an exceedingly proper application for recent scalds or burns. It may either be spread upon a cloth, or the parts affected may be anointed with it twice or thrice a day.

White Liniment.—This is made in the same manner as the white ointment, two-thirds of the wax being left out. This liniment may be applied in cases of excoriation, where, on account

of the largeness of the surface, the ointments with lead or calomel might be improper.

Ointment for the Piles.—Take of emollient ointment, two ounces; liquid laudanum, half an ounce. Mix these ingredients with the yolk of an egg, and work them well together.

Volatile Liniment.—Take of Florence oil, one ounce; spirits of hartshorn, half an ounce. Shake them well together. This liniment, made with equal parts of the spirit and oil, will be more efficacious where the patients skin is able to bear it. Sir John Pringle observes, that in the inflammatory quinsy, a piece of flannel, moistened with this liniment and applied to the throat, to be renewed every four or five hours, is one of the most efficacious remedies, and that it seldom fails, after bleeding, either to lessen or carry off the complaint. The truth of this observation I have often experienced.

Camphorated Oil.—Rub an ounce of camphor with two ounces of Florence oil in a mortar, till the camphor be entirely dissolved. This antispasmodic liniment may be used in obstinate rheumatisms, and in some other cases accompanied with extreme pain and tension of the parts.

PILLS.

Medicines which operate in a small dose, and whose disagreeable taste or smell makes it necessary that they should be concealed from the palate, are most commodiously exhibited in this form.

No medicine, however, that is intended to operate immediately, ought to be made into pills, as they often lie a considerable time in the stomach before they are dissolved, so as to produce any considerable effect. As the ingredients which enter the composition of pills are generally so contrived, that one pill of an ordinary size may contain about five grains of the compound, in mentioning the dose we shall only specify the number of pills to be taken, as one, two, three, &c.

Composing Pill.—Take of purified opium, ten grains; Castile soap, half a drachm. Beat them together, and form the whole into twenty pills. When a quieting draught will not sit on the stomach, one, two, or three of these pills may be taken as occasion requires.

Fœtid Pill.—Take of asafœtida, half an ounce; simple syrup as much as is necessary to form it into pills. In hysteric complaints, four or five pills of an ordinary size may be taken twice or thrice a day; they may likewise be of service to persons to keep the body open; a proper quantity of rhubarb, aloes, or jalap, may occasionally be added to the above mass.

Hemlock Pill.—Take any quantity of the extract of hemlock, and add to it about a fifth part of its weight of the powder of the dried leaves: form it into pills of the ordinary size. The extract of hemlock may be taken from one grain to several drachms in the day. The best method, however, of using these pills is, to begin with one or two, and to increase the dose gradually, as

far as the patient can bear them, without any remarkable degree of stupor or giddiness.

Mercurial Pills.—Take of purified quicksilver and honey, each half an ounce. Rub them together in a mortar till the globules of mercury are perfectly extinguished; then add, of Castile soap, two drachms; powdered liquorice or crumb of bread, a sufficient quantity to give the mass a proper consistence for pills. When stronger pills are wanted, the quantity of quicksilver may be doubled. The dose of these is different according to the intention with which they are given. As an alterative, two or three may be daily taken.—To raise a salivation, four or five will be necessary. Equal parts of the above pill and powdered rhubarb, made into a mass with a sufficient quantity of simple syrup, will make a mercurial purging pill.

Mercurial Sublimate Pill.—Dissolve fifteen grains of the corrosive sublimate of mercury in two drachms of the saturated solution of crude sal ammoniac, and make it into a paste in a stone mortar, with a sufficient quantity of the crumb of bread. This mass must be formed into one hundred and twenty pills.

This pill, which is the most agreeable form of exhibiting sublimate, has been found efficacious not only in curing the venereal disease, but also in killing and expelling worms, after other powerful medicines have failed. For the venereal disease, four of these pills may be taken twice a day; as an alterative, three; and for worms, two.

Purging Pill.—Take of succotrine aloes and Castile soap, each two drachms; of simple sy-

rup, a sufficient quantity to make them into pills.

Four or five of these pills will generally prove a sufficient purge. For keeping the body gently open, one may be taken night and morning. They are reckoned both deobstruent and stomachic, and will be found to answer all the purposes of Dr. Anderson's Pills, the principal ingredient of which is aloes.

Where aloetic purges are improper, the following pills may be used:—

Take extract of jalap and vitriolated tartar, of each two drachms; syrup of ginger, as much as will make them of a proper consistence for pills. These pills may be taken in the same quantity as the above.

Pills for the Jaundice.—Take of Castile soap, succotrine aloes, and rhubarb, of each one drachm. Make them into pills with a sufficient quantity of syrup and mucilage.

These pills, as their title expresses, are chiefly intended for the jaundice, which, with the assistance of proper diet, they will often cure. Five or six of them may be taken twice a day, more or less, as may be necessary to keep the body open. It will be proper, however, during their use, to interpose now and then a vomit of ippecacuanha or tartaric emetic.

Stomachic Pills.—Take extract of gentian, two drachms; powdered rhubarb and vitriolated tartar, of each one drachm; oil of mint, thirty drops; simple syrup a sufficient quantity.

Three or four of these pills may be taken twice a day for invigorating the stomach, and keeping the body gently open.

Squill Pills.—Take powder of dried squills, a drachm and a half; gum ammoniac and cardamom seeds in powder, of each three drachms; simple syrup a sufficient quantity.

In dropsical and asthmatic complaints, two or three of these pills may be taken twice a day, or oftener, if the stomach will bear it.

Strengthening Pills.—Take soft extract of bark and salt of steel, each a drachm. Make into pills.

In disorders arising from excessive debility or relaxation of the solids, as the chlorosis, or green sickness, two of these pills may be taken three times a day.

Antibilious Pills.—Take of compound extract of colocynth, two scruples; extract of jalap, one scruple; calomel, one scruple; extract of scammony, one scruple; oil of cloves, ten drops. Mix and make into twenty pills. One or two is sufficient for a dose.

Female Pills.—Take of aloes, one drachm: calomel, one scruple. Make into twenty pills, One or two is sufficient for a dose.

Vegetable Laxative Pills.—Take of extract of jalap, thirty grains; extract of colocynth, twenty grains; scammony, ten grains; oil of cloves, ten drops; powdered ginger, twenty grains. Make into twenty-four pills. Two or three is sufficient for a dose.

This excellent recipe is far more efficacious, and safer, than all the quack doctors' nostrums in the world, and will not cost one quarter as much money.

PLAISTERS.

Plaisters ought to be of a different consistence, according to the purpose for which they are intended. Such as are to be applied to the breasts or stomach, ought to be soft and yielding; while those designed for the limbs should be firm and adhesive.

It has been supposed that plaisters might be impregnated with the virtues of different vegetables, by boiling the recent vegetables with the oil employed for the compositions of the plaister; but this treatment does not communicate to the oils any valuable quality.

The calces of lead boiled with oils, unite with them into a plaister of a proper consistence, which makes the basis of several other plaisters. In boiling these compositions, a quantity of hot water must be added from time to time, to prevent the plaister from burning or growing black. This, however, should be done with care, lest it cause the matter to explode.

Common Plaister.—Take of common olive oil, six pints; litharge, reduced to a fine powder, two pounds and a half. Boil the litharge and oil together over a gentle fire, continually stirring them, and keeping always about half a gallon of water in the vessel; after they have boiled about three hours, a little of the plaister may be taken out and put into cold water, to try if it be of a proper consistence: when that is the case, the whole may be suffered to cool, and the water well pressed out of it with the hands.

This plaister is generally applied in slight wounds and excoriations of the skin; it keeps the

part soft and warm, and defends it from the air, which is all that is necessary in such cases. Its principal use, however, is to serve as a basis for other plaisters.

Adhesive Plaister.—Take of common plaister, half a pound; of Burgundy pitch, a quarter of a pound. Melt them together.

This plaister is generally used for keeping on other dressings.

Anodyne Plaister.—Melt an ounce of adhesive plaister, and, when it is cooling, mix it with a drachm of powdered opium and the same quantity of camphor, previously rubbed up with a little oil.

This plaister generally gives ease in acute pains, especially of the nervous kind.

Blistering Plaister.—Take of Venice turpentine, six ounces; yellow wax, two ounces; Spanish flies, in fine powder, three ounces; powdered mustard, one ounce. Melt the wax, and while it is warm, add to it the turpentine, taking care not to evaporate it by too much heat. After the turpentine and wax are sufficiently incorporated, sprinkle in the powders, continually stirring the mass till it be cold.

Though this plaister is made in a variety of ways, one seldom meets with it of a proper consistence. When compounded with oils and other greasy substances, its effects are blunted, and it is apt to run; while pitch and resin render it too hard and very inconvenient.

When the blistering plaister is not at hand, its place may be supplied by mixing with any soft ointment a sufficient quantity of powdered flies; or by forming them into a paste with flour and vinegar.

Gum Plaister.—Take of the common plaister, four pounds; gum ammoniac and galbanum strained, of each half a pound. Melt them together, and add, of Venice turpentine, six ounces. This plaister is used as a digestive, and likewise for discussing indolent tumours.

Mercurial Plaister.—Take of common plaister, one pound; of gum ammoniac strained, half a pound. Melt them together, and, when cooling, add eight ounces of quicksilver, previously extinguished by triture, with three ounces of hog's lard.

This plaister is recommended in pains of the limbs arising from a venereal cause. Indurations of the glands, and other violent tumours, are likewise found to yield to it.

Stomach Plaister.—Take of gum plaister, half a pound; camphorated oil an ounce and a half; black pepper, or capsicum where it can be had, one ounce. Melt the plaister, and mix with it the oil; then sprinkle in the pepper, previously reduced to a fine powder.

An ounce or two of this plaister, spread upon soft leather, and applied to the region of the stomach, will be of service in flatulencies arising from hysteric and hypochondriac affections. A little of the expressed oil of mace, or a few drops of the essential oil of mint, may be rubbed upon it before it is applied.

This may supply the place of the Anti-Hysteric Plaister.

Warm Plaister.—Take of gum plaister one ounce; blistering plaister, two drachms; melt them over a gentle fire.

This plaister is useful in the sciatica and other fixed pains of the rheumatic kind : it ought, however, to be worn for some time, and to be renewed at least once a week. If this is found to blister the part, which is sometimes the case, it must be made with a smaller proportion of the blistering plaister.

Wax Plaister.—Take of yellow wax, one pound; white resin, half a pound; mutton suet, three quarters of a pound. Melt them together.

This is generally used instead of the Melilot Plaister. It is a proper application after blisters, and in other cases where a gentle digestive is necessary.

POWDERS.

This is one of the most simple forms in which medicine can be administered. Many medicinal substances, however, cannot be reduced into powder, and others are too disagreeable to be taken in this form.

The lighter powders may be mixed in any agreeable thin liquor, as tea, or water-gruel; the more ponderous will require a more consistent vehicle, as syrup, conserve, jelly, or honey.

Gums and other substances, which are difficult to powder, should be pounded along with the drier ones; but those which are too dry, especially aromatics, ought to be sprinkled, during their pulverization, with a few drops of any water. Aromatic powders are to be prepared only in small quantities at a time, and kept in glass vessels closely stopped. Indeed no powders ought to be exposed to the air, or kept too long, other-

wise their virtues will be, in a great measure, destroyed.

Astringent Powder.—Take of alum and Japan earth, each two drachms. Pound them together, and divide the whole into ten or twelve doses.—In an immoderate flow of the menses, and other hæmorrhages, one of these powders may be taken every hour, or every half hour, if the discharge be violent.

Powder of Bole.—Take of bole armenic, or French bole, two ounces ; cinnamon, one ounce ; tormentil root and gum arabic, of each six drachms ; long pepper, one drachm. Let all these ingredients be reduced to a powder.

This warm, glutinous, astringent powder is given in fluxes, and in other disorders where medicines of that class are necessary, in the dose of a scruple, or half a drachm.

If a drachm of opium be added, it will make the powder of bole with opium, which is a medicine of considerable efficacy. It may likewise be taken in the same quantity for a dose, but not above twice or thrice a day.

Carminative Powder.—Take of coriander seeds half an ounce : ginger, one drachm ; nutmegs, half a drachm ; fine sugar, a drachm and a half ; reduce them into powder for twelve doses.

This powder is employed for expelling flatulencies arising from indigestion, particularly those to which hysteric and hypochondriac persons are so liable. It may likewise be given in small quantities to children in their food, when troubled with gripes.

Diuretic Powder.—Take of gum arabic, four ounces; purified nitre, one ounce: pound them together, and divide them into twenty-four doses. During the first stages of the venereal disease, one of these cooling powders may be taken three times a day with considerable advantage.

Aromatic Opening Powder.—Take of the best Turkey rhubarb, cinnamon, and fine sugar, of each two drachms. Let the ingredients be pounded, and afterwards mixed well together.

When flatulence is accompanied with costiveness, a tea-spoonful of this powder may be taken once or twice a day, according to circumstances.

Saline Laxative Powder.—Take of soluble tartar, and cream of tartar, of each one drachm; purified nitre, half a drachm. Make them into a powder.

In fevers and other inflammatory disorders, where it is necessary to keep the body gently open, one of these cooling laxative powders may be taken in a little gruel, and repeated occasionally.

Steel Powder.—Take filings of steel, and loaf sugar, of each two ounces; ginger, two drachms. Pound them together.

In obstructions of the menses, and other cases where steel is proper, a tea-spoonful of this powder may be taken twice a day, and washed down with wine or water.

Sudorific Powder.—Take purified nitre and vitriolated tartar, of each half an ounce; opium and ipecacuanha, of each one drachm. Mix the ingredients, and reduce them to a fine powder.

This is generally known by the name of Dover's Powder. It is a powerful sudorific. In obstinate rheumatism and other cases where it is necessary to excite a copious sweat, this powder may be administered in the dose of a scruple or half a drachm. Some patients will require two scruples. It ought to be accompanied with the plentiful use of some warm diluting liquor.

Worm Powder.—Take of tin, reduced into a fine powder, an ounce; Ethiop's mineral, two drachms. Mix them well together, and divide the whole into six doses.

One of these powders may be taken in a little syrup, honey, or treacle, twice a day. After they have been all used, the following anthelmintic purge may be proper.

Purging Worm Powder.—Take of powdered rhubarb, a scruple; scammony and calomel, of each five grains. Rub them in a mortar for one dose.

For children, the above doses must be lessened according to their age.

If the powder of tin be given alone, its dose may be considerably increased. The late Dr. Alston gave it to the amount of two ounces in ten days, and says, when thus administered, that it proves an egregious anthelmintic. He purged his patients both before they took the powder and afterwards.

VINEGARS.

Vinegar is an acid produced from vinous liquors by a second fermentation. It is an useful

medicine, both in inflammatory and putrid disorders. Its effects are to cool the blood, quench thirst, counteract a tendency to putrefaction, and allay inordinate motions of the system. It likewise promotes the natural secretions, and in some cases excites a copious sweat, while the warm medicines, called alexipharmic, tend rather to prevent that salutary evacuation.

Weakness, faintings, vomitings, and other hysteric affections, are often relieved by vinegar applied to the mouth and nose, or received into the stomach. It is of excellent use also in correcting many poisonous substances, when taken into the stomach; and in promoting their expulsion, by the different emunctories, when received into the blood.

Vinegar is not only an useful medicine, but serves likewise to extract, in tolerable perfection, the virtues of several other medicinal substances. Most of the odoriferous flowers impart to it their fragrance, together with a beautiful purplish or red colour. It also assists or coincides with the intentions of squills, garlic, gum ammoniac, and several other valuable medicines.

These effects, however, are not to be expected from every thing that is sold under the name of vinegar, but from such as is sound and well prepared.

The best vinegars are those prepared from French wines. It is necessary, for some purposes, that the vinegar be distilled; but as this operation requires a particular chemical apparatus, we shall not insert it.

Vinegar of Litharge.—Take of litharge, half a pound; strong vinegar, two pints. Infuse them together, in a moderate heat, for three days, fre-

quently shaking the vessel ; then filter the liquor for use.

This medicine is little used from a general notion of its being dangerous. There is reason, however, to believe that the preparations of lead with vinegar are possessed of some valuable properties, and that they may be used in many cases with safety and success.

A preparation of a similar nature with the above has of late been extolled by Goulard, a French surgeon, as a safe and extensively useful medicine, which he calls the extract of Saturn, and orders it to be made in the following manner :—Take of litharge, one pound ; vinegar, made of French wine, two pints. Put them together into a glazed earthen pipkin, and let them boil, or rather simmer, for an hour and a quarter, taking care to stir them all the while with a wooden spatula. After the whole has stood to settle, pour off the liquor which is upon the top into bottles for use.

Vinegar of Roses.—Take of red roses, half a pound ; strong vinegar, half a gallon. Infuse in a close vessel for several weeks, in a gentle heat, afterwards strain off the liquor. This is principally used as an embrocation for a head-ache, &c.

Vinegar of Squills.—Take of dried squills, two ounces ; distilled vinegar, two pints. Infuse for ten days or a fortnight, in a gentle degree of heat, afterwards strain off the liquor, and add to it a twelfth part of its quantity of proof spirits.

This medicine has a good effect in disorders of the breast, occasioned by a load of viscid phlegm. It is also of use in hydropic cases, for promoting a discharge of urine.

The dose is from two drachms to two ounces, according to the intention for which it is given. When intended to act as a vomit, the dose ought to be large. In other cases, it must not only be administered in small doses, but also mixed with cinnamon water, or some other agreeable aromatic liquor, to prevent the nausea it might otherwise occasion.

SPIRITUOUS DISTILLED WATERS.

Spirituous Cinnamon Water.—Take of cinnamon bark, one pound; proof spirit and common water, of each one gallon. Steep the cinnamon in the liquor for two days, then distil off one gallon.

Spirituous Jamaica Pepper Water.—Take of Jamaica pepper water, half a pound; proof spirit, three gallons; water, two gallons. Distil off three gallons.

This is an agreeable cordial, and may supply the use of the Aromatic Water.

WHEYS.

Alum Whey.—Boil two drachms of powdered alum, in a pint of milk, till curdled: strain out the whey.

This whey is beneficial in an immoderate flow of the menses, and in a diabetes, or excessive discharge of urine.

The dose is two, three, or four ounces, accord-

ing as the stomach will bear it, three times a day. If it should occasion vomiting, it may be diluted.

Mustard Whey.—Take milk and water, of each a pint; bruised mustard seed, an ounce and a half. Boil them together till the curd is perfectly separated: afterwards strain the whey through a cloth.

This is the most elegant method of exhibiting mustard. It warms and invigorates the habit, and promotes the different secretions. Hence, in the low state of nervous fevers, it will often supply the place of wine. It is also of use in the chronic rheumatism, palsy, dropsy, &c. The addition of a little sugar will render it more agreeable. The dose is a tea cup full four or five times a day.

Scorbutic Whey.—This whey is made by boiling half a pint of the scorbutic juices in a quart of cow's milk. More benefit, however, is to be expected from eating the plants than from their expressed juices.

The scorbutic plants are, bitter oranges, brook lime, garden scurvy grass, and water cresses.

A number of other wheys may be prepared in the same manner, as orange whey, cream of tartar whey, &c. These are cooling pleasant drinks in fevers, and may be rendered cordial by the addition of wine.

WINES.

The effect of wines are, to raise the pulse, pro-

mote perspiration, warm the habit, and exhilarate the spirits. The red wines, besides these effects, have an astringent quality, by which they strengthen the tone of the stomach and intestines, and by this means prove serviceable in restraining immoderate secretions.

The thin sharp wines have a different tendency. They pass off freely by the different emunctories, and gently open the body. The effect of the full bodied wines are much more durable than those of the thinner.

All sweet wines contain a glutinous substance, and do not pass off freely. Hence they will heat the body more than an equal quantity of any other wine, though it should contain fully as much spirit. From the obvious qualities of wine, it must appear to be an excellent medicine. Indeed, to say the truth, it is worth all the rest put together. But to answer this character, it must be sound and good. No benefit is to be expected from the common trash that is often sold by the name of wine, without possessing one drop of the juice of the grape. No medicine is more rarely obtained genuine than wine.

Wine is not only used as medicine, but is employed as a menstruum for extracting the virtues of other medicinal substances, for which it is not ill adapted, being a compound of water, inflammable spirit, and acid; by which means it is enabled to act upon vegetable and animal substances, and to dissolve bodies of the metallic kind, so as to pregnate itself with their virtues, as steel, antimony, &c.

Anthelmintic Wine.—Take of rhubarb, half an ounce; worm-seed, an ounce. Bruise them and

infuse without heat, in two pints of red port wine for a few days, then strain off the wine.

As the stomachs of persons afflicted with worms are always debilitated, red wine alone often proves serviceable; it must have still better effects when joined with bitter and purgative ingredients, as in the above form. A glass of this wine may be taken twice a day.

BALSAMS.

The subject of this section is not the natural balsams, but certain compositions, which, from their being supposed to possess balsamic qualities, generally go by that name. This class of medicines was formerly very numerous, and held in great esteem. Modern practice, however, has justly reduced it to a very narrow compass.

Anodyne Balsam.—Take of white Spanish soap, one ounce; opium unprepared, two drachms; rectified spirits of wine, nine ounces. Digest them together in a gentle heat for three days, then strain off the liquor and add to it three drachms of camphor.

This balsam, as its title expresses, is intended to heal pain. It is of service in violent strains, and rheumatic complaints, when not attended with inflammation. It must be rubbed with a warm hand on the part affected, or a linen rag moistened with it may be applied to the part, and renewed every third or fourth hour till the pain abates. If the opium is left out, it will be the Saponaceous Balsam.

Locatelli's Balsam.—Take of olive-oil, one pint; oil of turpentine and yellow wax, of each half a pound; red saunders, six drachms. Melt the wax with some part of the oil over a gentle fire, then add the remainder of the oil of turpentine; afterwards mix in the saunders, previously reduced to a powder, and keep stirring them together till the balsam is cold.

This balsam is recommended in erosions of the intestines, the dysentery, hæmorrhages, internal bruises, and in some complaints of the breast. Outwardly, it is used for healing and cleansing wounds and ulcers. The dose, when taken internally, is from two scruples to two drachms.

The Vulnery Balsam.—Take of benzoin, powdered, three ounces; balsam of Peru, two ounces; hepatic aloes, in powder, half an ounce; rectified spirits of wine, two pints. Digest them in a gentle heat for two days, and then strain the balsam.

This balsam, or rather tincture, is applied externally to heal recent wounds and bruises. It is likewise employed internally to remove coughs, asthmas, and other complaints of the breast; it is used to ease the cholic, cleanse the kidneys, internal ulcers, &c. The dose is from twenty to sixty drops.

This, though a medicine of some value, does not deserve the extravagant encomiums which have been bestowed upon it. It has been celebrated under the different names of the Commander's Balsam, Persian Balsam, Balsam of Berne, Wade's Balsam, Friar's Balsam, Jesuit's Drops, and Turlington's Drops.

DECOCTIONS.

Water readily extracts the gummy and saline parts of vegetables ; and, though its action is chiefly confined to these, yet the resinous and oily being intimately blended with the gummy and saline, are in part taken up along with them. Hence watery decoctions and infusions of vegetables constitute a large, and not unuseful class of medicines. Although most vegetables yield their virtues to water, as well by infusion as decoction, yet the latter is often necessary, as it saves time, and does, in a few minutes, what the other would require hours, and sometimes days, to effect.

The medicines of this class are all intended for immediate use.

Decoction of Althæa.—Take of the roots of marshmallows, moderately dried, three ounces ; raisins of the sun, one ounce ; water, three pints. Boil the ingredients in the water till one-third of it is consumed : afterwards strain the decoction, and let it stand for some time to settle. If the roots be thoroughly dried, they must be boiled till one half of the water is consumed. In coughs, and sharp defluations from the lungs this decoction may be used for ordinary drink.

Common Decoction.—Take of camomile flowers, an ounce ; elder flowers and sweet fennel seeds, of each half an ounce ; water, two quarts. Boil them for a little time, and then strain the decoction.

A medicine equally good may be prepared by infusing the ingredients for some hours in boiling water.

This decoction is chiefly intended as the basis of clysters, to which other ingredients may be occasionally added. It will likewise serve as a common fomentation, spirits of wine, or other things, being added in such quantity as the case may require.

Decoction of Logwood.—Boil three ounces of the shavings, or chips of logwood, in four pints of water, till one half the liquor is wasted. Two or three ounces of simple cinnamon water may be added to this decoction.

In fluxes of the belly, where the stronger astringents are improper, a tea-cupful of this decoction may be taken with advantage three or four times a day.

Decoction of Bark.—Boil an ounce of the Peruvian bark, grossly powdered, in a pint and a half of water, to one pint, then strain the decoction. If a tea-spoonful of the weak spirits of vitriol be added to this medicine, it will render it both more agreeable and efficacious.

Compound Decoction of Bark.—Take of Peruvian bark, and Virginia snake-root, grossly powdered, each three drachms. Boil them in a pint of water to one half. To the strained liquor add one ounce and a half of aromatic water.

Sir John Pringle recommended this as a proper medicine towards the decline of malignant fevers, when the pulse is low, the voice weak, and the head affected with a stupor, but with little delirium. The dose is four spoonful every fourth or sixth hour.

Decoction of Sarsaparilla.—Take of fresh sarsaparilla root, sliced and bruised, two ounces; shavings of guaiacum wood, one ounce. Boil over a slow fire in three quarts of water, to one, adding, towards the end, half an ounce of sassafras wood, and three drachms of liquorice. Strain the decoction.

This may either be employed as an assistant to a course of mercurial alteratives, or taken after the mercury has been used for some time. It strengthens the stomach, and restores fresh vigour to habits emaciated by the venereal disease. It may also be taken in the rheumatism, and cutaneous disorders proceeding from foulness of the blood and juices. For all these intentions it is greatly preferable to the decoction of woods. This decoction may be taken from a pint and a half to two quarts in a day.

The following decoction is said to be similar to that used by Kennedy, in the cure of the venereal disease, and may supply the place of the Lisbon diet-drink.

Take of sarsaparilla, three ounces; liquorice and mezerion root, of each half an ounce; shavings of guaiacum and sassafras wood, of each one ounce; crude antimony, powdered, an ounce and a half. Infuse these ingredients in eight pints of boiling water for twenty-four hours, then boil them till one half the water is consumed; afterwards strain the decoction. This decoction may be used in the same manner as the preceding.

Decoction of Seneka.—Take of seneka rattlesnake root, one ounce; water, a pint and a half. Boil to one pint and strain. This decoction is recommended in the pleurisy, dropsy, rheuma-

tism, and some obstinate disorders of the skin.—The dose is two ounces three or four times a day, or oftener, if the stomach will bear it.

White Decoction.—Take of the purest chalk, in powder, two ounces; gum arabic, half an ounce; water, three pints. Boil to one quart, and strain the decoction. This is a proper drink in acute diseases, attending with or inclining to a looseness, and where acidities abound in the stomach or bowels. It is peculiarly proper for children when afflicted with sourness in the stomach, and for persons who are subject to the heartburn. It may be sweetened with sugar as it is used, and two or three ounces of simple cinnamon-water added to it.

An ounce of powdered chalk mixed with two pints of water, will occasionally supply the place of this decoction, and also of the chalk julep.

DRAUGHTS.

This is a proper form for exhibiting such medicines as are intended to operate immediately, and which do not need to be frequently repeated, as purges, vomits, and a few others, which are to be taken at one dose. Where a medicine requires to be used for any length of time, it is better to make up a large quantity of it at once, which saves both trouble and expense.

Anodyne Draught.—Take of liquid laudanum, twenty-five drops; simple cinnamon water, an ounce; common syrup, two drachms. Mix them.

In excessive pain, where bleeding is not necessary, and in great restlessness, this composing draught may be taken and repeated occasionally.

Diuretic Draught.—Take of the diuretic salt, two scruples; syrup of poppies, two drachms; simple cinnamon water, and common water, of each an ounce.

This draught is of service in an obstruction or deficiency of urine.

Purging Draught.—Take of manna, an ounce, soluble tartar, or Rochel salt, from three to four drachms. Dissolve in three ounces of boiling water, to which add Jamaica pepper-water half an ounce.

As manna will not sit upon the stomach, an ounce or ten drachms of the bitter purging salts, dissolved in four ounces of water, may be taken instead of the above. Those who cannot take salts, may use the following draught:—

Take of jalap, in powder, a scruple; common water, an ounce; aromatic tincture, six drachms. Rub the jalap with twice its weight of sugar, and add to it the other ingredients.

Sweating Draught.—Take spirits of mindererus, two ounces; salt of hartshorn, five grains; simple cinnamon water and syrup of poppies, of each half an ounce. Mix them into a draught. In recent colds and rheumatic complaints, this draught is of service. To promote its effects, however, the patient ought to drink freely of warm water-gruel, or of some other weak diluting liquor.

Vomiting Draughts—Take of ipecacuanha, in powder, a scruple; water, an ounce; simple syrup, a drachm. Mix them.

Persons who require a stronger vomit may add to the above half a grain, or a grain, of emetic tartar.

Those who do not choose the powder, may take ten drachms of the ipecacuanha wine, or half an ounce of the wine and an equal quantity of the syrup of squills.

ELECTUARIES.

Electuaries are generally composed of the lighter powders mixed with syrup, honey, conserve or mucilage, into such a consistence that the powders may neither separate by keeping nor the mass prove too stiff for swallowing. They receive chiefly the milder alterative medicines, and such as are not ungrateful to the palate.

Astringent electuaries, and such as have pulps of fruit in them, should be prepared only in small quantities, as astringent medicines lose their virtue by being kept in this form, and the pulps of fruit are apt to ferment.

For the extraction of pulps, it will be necessary to boil unripe fruits, and ripe ones if they are dried, in a small quantity of water till they become soft. The pulp is then to be pressed out through a hair sieve or thin cloth, and afterwards boiled to a due consistence in an earthen vessel, over a gentle fire, taking care to prevent the matter from burning by continually stirring it. The pulps of fruit that are both ripe and fresh may be pressed out without any previous boiling

Lenitive Electuary.—Take of senna, in fine powder, eight ounces; coriander seed, also in powder, four ounces; pulp of tamarinds and of French prunes, each a pound; mix the pulps and powders, and, with a sufficient quantity of simple syrup, reduce the whole into an electuary.

A tea spoonful of this electuary, taken two or three times a day, generally proves an agreeable laxative. It likewise serves as a convenient vehicle for exhibiting more active medicines; as jalap, scammony, and such like.

This may supply the place of the electuary of Cassina.

Electuary for the Dysentery.—Take of the Japanic confection, two ounces; Locatelli's balsam, one ounce; rhubarb, in powder, half an ounce; syrup of marshmallows, enough to make an electuary.

It is often dangerous in dysenteries, to give opiates and astringents without interposing purgatives. The purgative is here joined with these ingredients, which renders this a very safe and useful medicine for the purposes expressed in the title. About the bulk of a nutmeg should be taken twice or thrice a day, as the symptoms and constitution may require.

Electuary for the Epilepsy.—Take of Peruvian bark, in powder, an ounce; of powdered tin and wild valerian root, of each half an ounce; simple syrup, enough to make an electuary.

Dr. Mead directs a drachm of an electuary similar to this to be taken evening and morning in the epilepsy, for the space of three months.—It will be proper, however, to discontinue the

use of it for a few days every now and then. I have added the powdered tin because the epilepsy often proceeds from worms.

Electuary for the Gonorrhœa.—Take of lenitive electuary, three ounces; jalap and rhubarb, in powder, of each two drachms; nitre, half an ounce; simple syrup, enough to make an electuary.

During the inflammation and tension of the urinary passages, which accompany a virulent gonorrhœa, this cooling laxative may be used with advantage.

The dose is a drachm, or about the bulk of a nutmeg, two or three times a day: more or less, as may be necessary to keep the body gently open. An electuary made of cream of tartar and simple syrup will occasionally supply the place of this.

After the inflammation is gone off, the following electuary may be used:—

Take of lenitive electuary, two ounces; balsam of capivi, one ounce; gum guaiacum and rhubarb, in powder, of each two drachms; simple syrup, enough to make an electuary. The dose is the same as the preceding.

Electuary of the Bark.—Take of Peruvian bark, in powder, three ounces; cascarilla, half an ounce; syrup of ginger, enough to make an electuary.

In the cure of obstinate intermitting fevers, the bark is assisted by the cascarilla. In hectic habits, however, it will be better to leave out the cascarilla, and put three drachms of crude sal ammoniac in its stead.

Electuary for the Piles.—Take flowers of sulphur, one ounce ; cream of tartar, half an ounce ; treacle, a sufficient quantity to form an electuary. A tea-spoonful of this may be taken three or four times a day.

Electuary for the Palsy.—Take of powdered mustard seed and conserve of roses, each an ounce ; syrup of ginger, enough to make an electuary. A tea-spoonful of this may be taken three or four times a day.

Electuary for the Rheumatism.—Take of conserve of roses, two ounces ; cinnabar of antimony, levigated, an ounce and a half ; gum guaiacum, in powder, an ounce ; syrup of ginger, a sufficient quantity to make an electuary.

In obstinate rheumatisms which are not accompanied with a fever, a tea-spoonful of this electuary may be taken twice a day with considerable advantage.

EMULSIONS.

Emulsions, beside their use as medicines, are also proper vehicles for certain substances, which could not otherwise be conveniently taken in a liquid form. Thus, camphor triturated with almonds, readily unites with water into an emulsion. Pure oils, balsams, resins, and other similar substances, are likewise rendered miscible with water by the intervention of mucilages.

Common Emulsion.—Take of sweet almonds, an ounce ; bitter almonds, a drachm ; water, two pints.

Let the almonds be blanched, and beat up in a marble mortar, adding the water by little and little, so as to make an emulsion; afterwards let it be strained.

Arabic Emulsion.—This is made in the same manner as the above; adding to the almonds, while beating, two ounces and a half of the mucilage of gum arabic.

Where cooling liquors are necessary, these emulsions may be used as ordinary drink.

Camphorated Emulsion.—Take of camphor, half a drachm; sweet almonds, half a dozen; white sugar, half an ounce; mint water, eight ounces. Grind the camphor and almonds well together in a stone mortar, and add, by degrees, the mint water; then strain the liquor and dissolve in it the sugar.

In fevers and other disorders which require the use of camphor, a table spoonful of this emulsion may be taken every two or three hours.

Emulsion of Gum Ammoniac.—Take of gum ammoniac, two drachms; water, eight ounces. Grind the gum with the water poured upon it by little and little, till it is dissolved.

This emulsion is used for attenuating tough viscid phlegm, and promoting expectoration. In obstinate coughs, two ounces of the syrup of poppies may be added to it. The dose is two table-spoonful three or four times a day.

Oily Emulsion.—Take of salt water, six ounces; volatile aromatic spirit, two drachms; Florence oil, an ounce; shake them well together, and add of simple syrup, half an ounce.

In recent colds and coughs this emulsion is generally of service ; but, if the cough proves obstinate, it will succeed better when made with the pectoric elixir of the Edinburgh dispensatory, instead of the volatile aromatic spirit. A table-spoonful of it may be taken every two or three hours.

EXTRACTS.

Extracts are prepared by boiling the subject in water, and evaporating the strained decoction to a due consistence. By this process, some of the more active parts of plants are freed from the useless indissoluble earthy matter, which makes the larger share of their bulk. Water, however, is not the only menstruum used in the preparation of extracts : sometimes rectified spirits alone is employed for that purpose.

Extracts are prepared from a variety of different drugs, as the bark, gentian, jalap, &c.; but, as they require a troublesome and tedious operation, it will be more convenient for a private practitioner to purchase what he needs of them from a professed druggist, than to prepare them himself.

FOMENTATIONS.

Fomentations are generally intended either to ease pain, by taking off tension and spasm, or to brace and restore the tone and vigour of those parts to which they are applied. The first of these intentions may generally be answered by warm water, and the second by cold. Certain substances, however, are usually added to the

water, with a view to heighten its effect, as anodynes, aromatics, astringents, &c. We shall, therefore, subjoin a few of the most useful fomentations, that people may have it in their power to make use of them if they choose.

Anodyne Fomentation.—Take of white poppy-heads two ounces; elder flowers, half an ounce; water, three pints. Boil till one pint is evaporated, and strain out the liquor. This fomentation, as its title expresses, is used for relieving acute pain.

Aromatic Fomentation.—Take of Jamaica pepper, half an ounce; red wine, a pint. Boil them a little, and then strain the liquor. This is intended not only as a topical application for external complaints, but also for relieving internal parts. Pains of the bowels which accompany dysenteries, and diarrhoeas, flatulent cholics, uneasiness of the stomach, and reaching to vomit, are frequently abated by fomenting the abdomen and region of the stomach with a warm liquor.

Decoction for Fomentation.—Take tops of wormwood and camomile flowers dried, of each two ounces: water, two quarts. After a slight boiling, pour off the liquor.—Brandy, or spirits of wine, may be added to this fomentation, in such quantity as the particular circumstances of the case shall require, but these are not always necessary.

Emollient Fomentation.—This is the same as the common decoction.

Strengthening Fomentation.—Take of oak bark, one ounce: granate peel, half an ounce: alum, two drachms: smiths' forge water, three pints

Boil the water with the bark and peel to the consumption of one-third, then strain the remaining decoction, and dissolve in it the alum. This astringent liquor is employed as an external fomentation to weak parts: it may also be used internally.

GARGLES.

However trifling this class of medicines may appear, they are by no means without their use. They seldom, indeed, cure diseases, but they often alleviate very disagreeable symptoms; as parchedness of the mouth, foulness of the tongue and fauces, &c. They are peculiarly useful in fevers and sore throats. In the latter, a gargle will sometimes remove the disorder: and, in the former, few things are more refreshing or agreeable to the patient than to have his mouth frequently washed with some soft detergent gargle. One advantage of this medicine is, that they are easily prepared. A little barley water and honey may be had any where; if to these be added as much vinegar as will give them an agreeable sharpness, they will make a very useful gargle for softening and cleansing the mouth. Gargles have the best effect when injected with a syringe.

Attenuating Gargle.—Take of water, six ounces; honey, one ounce; nitre, a drachm and a half. Mix them. This cooling gargle may be used either in the inflammatory quincy, or in fevers, for cleansing the tongue and fauces.

Common Gargle.—Take of rose water, six ounces; syrup of cloves and July flower, half an ounce; spirits of vitriol, a sufficient quantity to give an agreeable sharpness. Mix them. This gargle, besides cleaning the tongue and fauces, acts as a gentle repellant, and will sometimes remove a slight quinzy.

Detergent Gargle.—Take of the emollient gargle, a pint; tincture of myrrh, an ounce; honey, two ounces. Mix them. When exulcerations require to be cleansed, or the excretion of tough viscid saliva promoted, this gargle will be of service.

Emollient Gargle.—Take an ounce of marsh-mallow roots, and two or three figs; boil them in a quart of water till near one half of it be consumed, then strain off the liquor. If an ounce of honey, and half an ounce of water of ammonia, be added to the above, it will then be an exceedingly good attenuating gargle. This gargle is beneficial in fevers, where the tongue and fauces are rough and parched, to soften these parts and promote the discharge of saliva. The learned and accurate Sir John Pringle observes, that in the inflammatory quinzy, or strangulation of the fauces, little benefit arises from the common gargles; that such as are of an acid nature do more harm than good, by contracting the emunctories of the saliva and mucus, and thickening those humours; that a decoction of figs in milk and water has a contrary effect, especially if some sal ammoniac be added, by which the saliva is made thinner, and the glands brought to secrete more freely; a circumstance always conducive to the cure.

INFUSIONS.

Vegetables yield nearly the same properties to water by infusion as by decoction, and, though they may require a longer time to give out their virtues in this way, yet it has several advantages over the other, since boiling is said to dissipate the finer parts of many bitter and aromatic substances, without more fully extracting their medicinal principles.

The author of the new Dispensatory observes, that even from those vegetables which are weak in virtue, rich infusions may be obtained by returning the liquor upon fresh quantities of the subject, the water loading itself more and more with the active parts ; and that these loaded infusions are applicable to valuable purposes in medicine, as they contain, in a small compass, the finer, more subtle and active principles of vegetables, in a form already miscible with the fluids of the human body.

Bitter Infusion.—Take tops of the lesser centaury and camomile flowers, of each half an ounce : yellow rind of lemon and orange-peel, carefully freed from the inner white part, of each two drachms. Cut them in small pieces and infuse in a quart of boiling water.

For indigestion, weakness of the stomach, or want of appetite, a tea-spoonful of this infusion may be taken twice or thrice a day.

Infusion of the Bark.—To an ounce of the bark, in powder, add four or five table spoonful of brandy, and a pint of boiling water. Let them infuse for two or three days.

This is one of the best preparations of bark for weak stomachs. In disorders where the corroborating virtues of that medicine are required, a tea-cupful of it may be taken two or three times a day.

Infusion of Carduus — Infuse an ounce of the dried leaves of carduus benedictus, or blessed thistle, in a pint of common water, for six hours without heat : filter the liquor through paper.

This light infusion may be given with great benefit in weakness of the stomach, where the common bitters do not agree. It may be flavoured at pleasure with cinnamon, or other aromatic materials.

Infusion of Linseed.—Take of linseed, two spoonsful : liquorice-root sliced, half an ounce : boiling water, three pints. Let them stand to infuse by the fire for some hours, and then strain off the liquor.

If an ounce of the leaves of coltsfoot be added to the ingredients, it will then be the Pectoral Infusion. Both of these are emollient mucilaginous liquors, and may be taken with advantage as ordinary drink, in difficulty of making water, and in coughs and other complaints of the breast.

Infusion of Roses.—Take of red roses dried, half an ounce : boiling water, a quart : vitriolic acid, commonly called oil of vitriol, half a drachm : loaf sugar, an ounce.

Infuse the roses in the water for four hours, in an unglazed earthen vessel ; afterwards pour in the acid, and, having strained the liquor, add to it the sugar.

In an excessive flow of the menses, vomiting of blood, and other hæmorrhages, a tea-cupful of this gently astringent infusion may be taken every

three or four hours. It likewise makes an exceedingly good gargle.

As the quantity of roses used here can have little or no effect, an equally valuable medicine may be prepared by mixing the acid and water without infusion.

Infusion of Tamarinds and Senna—Take of tamarinds, one ounce : senna and crystals of tartar, each two drachms. Let these ingredients be infused four or five hours in a pint of boiling water, afterwards strain the liquor, and add an ounce or two of the aromatic tincture. Persons who are easily purged, may leave out either the tamarinds or the crystals of tartar. This is an agreeable cooling purge. A tea-cupful may be given every half hour till it operates.

This supplies the place of the Decoction of Tamarinds and Senna.

Spanish Infusion.—Take of Spanish juice, cut into small pieces, an ounce : salt of tartar, three drachms. Infuse in a quart of boiling water for a night. To the strained liquor add an ounce and a half of the syrup of poppies.

In recent colds, coughs, and obstructions of the breast, a tea-cupful of this infusion may be taken with advantage three or four times a day.

Infusion for the Palsy.—Take of horse-radish root, shaved, and mustard-seed, bruised, each four ounces : outer rind of orange peel, one ounce.—Infuse them in two quarts of boiling water, in a close vessel, for twenty-four hours.

In paralytic complaints, a tea-cupful of this warm stimulating medicine may be taken three

or four times a day. It excites the action of the solids, proves diuretic, and, if the patient be kept warm, promotes perspiration.

If two or three ounces of the dried leaves of marsh-trefoil be used instead of the mustard, it will make the Antiscorbutic Infusion.

JULEPS.

The basis of juleps is generally common water, or some simple distilled water, with one third or one-fourth its quantity of distilled spirituous water, and as much sugar or syrup as is sufficient to render the mixture agreeable. This is sharpened with vegetable or mineral acids, or impregnated with other medicines.

Camphorated Julep.—Take of camphor, one drachm; gum arabic, half an ounce; double-refined sugar, an ounce; vinegar a pint. Grind the camphor with a few drops of rectified spirits of wine, till it grows soft; then add the gum, previously reduced to a mucilage, with equal its quantity of water, and rub them till they are perfectly united. To this mixture add, by little and little, the vinegar with the sugar dissolved in it, still continuing the trituration.

In hysterical and other complaints, where camphor is proper, this julep may be taken in the dose of a spoonful or two, as often as the stomach will bear it.

Cordial Julep.—Take of simple cinnamon-water, four ounces; Jamaica pepper-water, two

ounces : volatile aromatic spirit, and compound spirit of lavender, of each two drachms : syrup of orange-peel, an ounce. Mix them.

This is given in the dose of two spoensful three or four times a day, in disorders accompanied with great weakness and depression of spirits.

Expectorating Julep.—Take of the emulsion of gum ammoniac six ounces : syrup of squills, two ounces. Mix them.

In coughs, asthmas, and obstructions of the breast, two table-spoonsful of this julep may be taken every three or four hours.

Musk Julep.—Rub half a drachm of musk well together with half an ounce of sugar, and add to it, gradually, of simple cinnamon and peppermint water, each two ounces ; of the volatile aromatic spirit, two drachms.

In the low state of nervous fevers, hiccuping convulsions, and other spasmodic affections, two table-spoonsful of this julep may be taken every two or three hours.

Saline Julep.—Dissolve two drachms of salt of tartar in three ounces of fresh lemon-juice strained : when the effervescence is over, add of mint-water and common water, each two ounces ; of simple syrup, one ounce.

This removes sickness at the stomach, relieves vomiting, promotes perspiration, and may be of some service in fevers especially of the inflammatory kind.

Vomiting Julep —Dissolve four grains of emetic tartar in eight ounces of water, and add to it

half an ounce of the syrup of clove July-flowers.

In the beginning of fevers, where there is no topical inflammation, this julep may be given in the dose of one table spoonful every quarter of an hour till it operates. Antimonial vomits serve not only to evacuate the contents of the stomach, but likewise to promote the different excretions. Hence they are found in fevers to have nearly the same effect as Dr. James's Powders.

WATERS.

A great number of distilled waters were formerly kept in the shops, and are still retained in some Dispensatories. But we consider them chiefly in the light of grateful dilutents, suitable vehicles for medicines of greater efficacy, or for rendering disgustful one more agreeable to the palate and stomach. We shall, therefore, insert only a few of those which are best adapted to these intentions.

The management of a still being now generally understood, it is needless to spend time in giving directions for that purpose.

Cinnamon Water.—Steep one pound of cinnamon bark, bruised, in a gallon and a half of water, and one pint of brandy, for two days, and then distil off one gallon.

This is an agreeable aromatic water, possessing in a high degree the fragrance and cordial virtue of the spice.

Pennyroyal Water.—Take of pennyroyal leaves dried, a pound and a half : water, from a gallon

and a half to two gallons. Draw off, by distillation, one gallon.

This water possesses, in a considerable degree, the smell, taste, and virtues of the plant. It is given in mixtures and juleps to hysteric patients. An infusion of the herb in boiling water answers nearly the same purpose.

Peppermint Water.—This is made in the same manner as the preceding.

Spearmint Water.—This may also be prepared in the same way as the pennyroyal water.

Both these are useful stomachic waters, and will sometimes relieve vomiting, especially when it proceeds from indigestion or cold viscid phlegm. They are likewise useful in some colicky complaints, the gout in the stomach, &c. particularly the peppermint water.

An infusion of the fresh plant has frequently the same effect as the distilled water.

VARIOUS RECEIPTS.

To clean Calico Furniture when taken down for the summer.—Shake off the loose dust, then lightly brush with a small long-haired furniture brush; after which wipe it closely with clean flannels, and rub it with dry bread.

If properly done, the curtains will look nearly as well as at first, and, if the colour be not light, they will not require washing for years. Fold in large parcels, and put carefully by.

While the furniture remains up, it should be preserved from the sun and air as much as possi-

ble, which injure delicate colours; and the dust may be blown off with bellows.

By the above mode curtains may be kept clean, even to use with the linings newly dipped.

To make Flannels keep their colour and not shrink.—Put them into a pail, and pour boiling water on, letting them lie till cold the first time of washing

To preserve Gilding and clean it.—It is not possible to prevent flies from staining the gilding without covering it; before which blow off the light dust, and pass a feather or clean brush over it; then with stripes of paper cover the frames of your glasses, and do not remove it till the flies are gone. Linen takes off the gilding, and deadens its brightness; it should, therefore, never be used for wiping it.

Some means should be used to destroy the flies, as they injure furniture of every kind, and the paper likewise. Bottles hung about with sugar and vinegar, or beer, will attract them; or fly-water put into little shells placed about the room, but out of the reach of children.

To clean Looking Glasses.—Remove the fly stains, and other soil, by a damp rag, then polish with woollen cloth and powder blue.

To take the black off the bright Bars of polished Stoves in a few minutes.—Rub them well with some of the following mixture on a bit of broad-cloth; when the dirt is removed, wipe them clean, and polish with glass, not sand paper:—

Boil slowly one pound of soft soap in two

quarts of water, to one. Of this jelly take three or four spoonsful, and mix to a consistence with emery.

To clean Tin Covers and patent Pewter Pots.—Get the finest whiting, which is only sold in large cakes, the small being mixed with sand; mix a little of it powdered with the least drop of sweet oil, and rub well and wipe clean, then dust some dry whiting in a muslin bag over, and rub bright with dry leather. The last is to prevent rust, which you must be careful to guard against by wiping dry, and putting by the fire when they come from the parlour, for if but once hung up without, the steam will rust the inside.

To prevent Green Hay from firing.—Stuff a sack as full of straw or hay as possible; tie the mouth with a cord, and make the rick round the sack, drawing it up as the rick advances in height, and quite out when finished. The funnel thus left in the centre preserves it.

THE END.

CONTENTS.

	PAGE
Address	3
Miscellaneous Receipts	5
Art of Cleaning Veils, Silks, &c.	62
Do. Dyeing Wood.....	67
Japanning	79
To Stain Harps, Violins, &c.	82
Rules for Making Wines.....	83
General Medicinal Recipes.....	96
Tinctures	106
Mixtures	110
Ointments, Liniments, and Cerates.....	111
Pills	115
Plaisters	120
Powders	123
Vinegars	126
Spirituous Distilled Waters	129
Wheys	129
Wines	130
Balsams	132
Decoctions	134
Draughts	137
Electuaries	139
Emulsions	142
Extracts	144
Fomentations	144
Gargles.....	146
Infusions	148
Juleps	151
Waters.....	153
Various Receipts	154

