

The cook's oracle : containing practical receipts / [William Kitchiner].

Contributors

Kitchiner, William, 1775?-1827

Publication/Creation

Edinburgh : R. Cadell; London : Whittaker, etc., 1937.

Persistent URL

<https://wellcomecollection.org/works/bxc99rvn>


License and attribution

This work has been identified as being free of known restrictions under copyright law, including all related and neighbouring rights and is being made available under the Creative Commons, Public Domain Mark.

You can copy, modify, distribute and perform the work, even for commercial purposes, without asking permission.





Wellcome Collection
183 Euston Road
London NW1 2BE UK
T +44 (0)20 7611 8722
E library@wellcomecollection.org
<https://wellcomecollection.org>





31277/A





19390

THE
COOK'S ORACLE,
CONTAINING
RECEIPTS FOR PLAIN COOKERY,
ON THE
MOST ECONOMICAL PLAN FOR PRIVATE FAMILIES;
CONTAINING ALSO A

Complete System of Cookery for Catholic Families.

BEING
THE RESULT OF ACTUAL EXPERIMENTS INSTITUTED IN
THE KITCHEN OF

WILLIAM KITCHINER, M.D.

A NEW EDITION.

ROBERT CADELL, EDINBURGH;
WHITTAKER AND CO. LONDON; AND JOHN CUMMING, DUBLIN.

TO BE HAD OF ALL BOOKSELLERS.

1837.



EDINBURGH :
PRINTED BY T. CONSTABLE, 1, THISTLE STREET.

CONTENTS.

EDITOR'S Preface	Page 5
Preface to the Third Edition	7
————— Seventh Edition	13
Introduction	15
Culinary Curiosities	36
Invitations to Dinner	39
Carving	45
Friendly Advice to Cooks	48
Table of Weights and Measures	64
Marketing Tables	65

RUDIMENTS OF COOKERY.

CHAPTER 1. Boiling	71
Baking	76
————— 2. Roasting	78
————— 3. Frying	85
————— 4. Broiling	87
————— 5. Vegetables	88
————— 6. Fish	90
Fish Sauces	92
————— 7. Broths and Soups	93
————— 8. Gravies and Sauces	104
————— 9. Made Dishes	110
Receipts	111

CONTENTS

1	Introduction
1	Notes to the Third Edition
12	General Principles
13	Sanitary Considerations
15	Instructions to the Reader
16	General Principles
17	Sanitary Advice to Cooks
18	Table of Weights and Measures
19	Abbreviating Tables

RECIPIENTS OF COOKERY

20	General Principles
21	Sanitary
22	General Principles
23	Sanitary
24	General Principles
25	Sanitary
26	General Principles
27	Sanitary
28	General Principles
29	Sanitary
30	General Principles
31	Sanitary
32	General Principles
33	Sanitary
34	General Principles
35	Sanitary
36	General Principles
37	Sanitary
38	General Principles
39	Sanitary
40	General Principles
41	Sanitary
42	General Principles
43	Sanitary
44	General Principles
45	Sanitary
46	General Principles
47	Sanitary
48	General Principles
49	Sanitary
50	General Principles
51	Sanitary
52	General Principles
53	Sanitary
54	General Principles
55	Sanitary
56	General Principles
57	Sanitary
58	General Principles
59	Sanitary
60	General Principles
61	Sanitary
62	General Principles
63	Sanitary
64	General Principles
65	Sanitary
66	General Principles
67	Sanitary
68	General Principles
69	Sanitary
70	General Principles
71	Sanitary
72	General Principles
73	Sanitary
74	General Principles
75	Sanitary
76	General Principles
77	Sanitary
78	General Principles
79	Sanitary
80	General Principles
81	Sanitary
82	General Principles
83	Sanitary
84	General Principles
85	Sanitary
86	General Principles
87	Sanitary
88	General Principles
89	Sanitary
90	General Principles
91	Sanitary
92	General Principles
93	Sanitary
94	General Principles
95	Sanitary
96	General Principles
97	Sanitary
98	General Principles
99	Sanitary
100	General Principles
101	Sanitary
102	General Principles
103	Sanitary
104	General Principles
105	Sanitary
106	General Principles
107	Sanitary
108	General Principles
109	Sanitary
110	General Principles
111	Sanitary

EDITOR'S PREFACE.

THE rapid and steady sale which has invariably attended each following Edition of the "Cook's Oracle," is the most gratifying proof of its excellence. The unrivalled station which it so soon attained after its first appearance, and which has not in any way been diminished by succeeding volumes on the same subject, affords a reasonable presumption that it has no superior. The Editor may say, with no little pride, that the greater number of cookery books which have appeared of late, are indeed but very faint copies of the great original; that no "*puff* extraordinary" has been deemed necessary by the publishers of the present work to stimulate the failing spirit of their purchasers; nor have they been compelled, like some of their contemporaries, to shew forth "*signals of distress*," by the daily insertion of preposterous advertisements in the pages of every newspaper.

Numerous receipts for pastry, preserves, &c. &c. have been added to the present edition,—many errors, hitherto overlooked, have been carefully corrected,—the receipts which formerly, from being placed so promiscuously in the Appendix, may have been difficult to find, are now removed to more appropriate situations; and the whole volume having, with the most diligent study and attention, been *entirely re-arranged*, it is now hoped by the Editor, that what he has performed patiently, the public will receive with pleasure.

THE EDITOR.

Wilton Crescent, July, 1831.

EDITORIAL

The paper and steady sale which has invariably attended each following edition of the "Coke's On It," is the most gratifying proof of its usefulness. The unaltered edition which it is now issued in is the first appearance, and which has not in any way been diminished by increasing volume on the same subject. It is a complete treatise, and that it has no equal. The Editor says, with no little pride, that the greater number of readers have which have appeared of late, are indeed but very faint copies of the great original; that no "copy-cat" editions, but have been derived from the original by the publishers of the present work to stimulate the sales of their publications; and that they have been compelled to issue of their contemporaries to show forth "a copy of mine."

By the daily mention of propositions and statements in the pages of every newspaper, and the many people for party purposes, who have been added to the present edition, many more editions are needed. The paper is now issued in the original, and has been being placed in the hands of the public, and the whole volume having with the most diligent study and attention been entirely re-written, it is now issued by the Editor, that what he has performed, and that the public will receive with pleasure.

THE EDITOR.

Wm. C. Brown, July 1851.

PREFACE
TO
THE THIRD EDITION.

AMONG the multitudes of causes which concur to impair Health and produce Disease, the most general is the improper quality of our Food ; this, most frequently, arises from the injudicious manner in which it is prepared :—yet, strange, “passing strange,” this is the only one for which a remedy has not been sought ;—few persons bestow half so much attention on the preservation of their own Health, as they daily devote to that of their Dogs and Horses.

The observations of the Guardians of Health respecting Regimen, &c. have formed no more than a Catalogue of those articles of Food, which they have considered most proper for particular Constitutions.

Some Medical writers have “in good set terms” warned us against the pernicious effects of improper Diet ; but—not one has been so kind as to take the trouble to direct us how to prepare Food properly—excepting only the contributions of COUNT RUMFORD, who says, in pages 16 and 70 of his tenth Essay, “however low and vulgar this subject has hitherto generally been thought to be—in what Art or Science could improvements be made that would more powerfully contribute to increase the comforts and enjoyments of mankind? Would to God ! that I could fix the public attention to this subject !”

The Author has endeavoured to write the following Receipts so plainly, that they may be as easily understood in the Kitchen as he trusts they will be relished in the Dining Room—and has been more ambitious to present to the Public a Work which will contribute to the daily Comfort of All, than to seem elaborately Scientific.

The practical part of the philosophy of the Kitchen is certainly not the most agreeable ;—Gastrology has to contend with its full share of those great impediments to all great improvements in scientific pursuits,—the prejudices of the Ignorant, and the misrepresentations of the Envious.

The Sagacity to comprehend and estimate the importance of

any un contemplated improvement—is confined to the very few on whom Nature has bestowed a sufficient degree of perfection of the Sense which is to measure it ;—the candour to make a fair report of it is still more uncommon,—and the kindness to encourage it cannot often be expected from those whose most vital interest it is to prevent the development of that by which their own importance—perhaps their only means of Existence, may be for ever eclipsed—so, as POPE says, how many are

“ Condemn’d in Business or in Arts to drudge,
Without a rival or without a Judge :
All fear,—None aid you,—and Few understand.”

Improvements in *Agriculture* and *the Breed of Cattle* have been encouraged by Premiums—(see Note under 21, and under 59). Those who have obtained them, have been hailed as Benefactors to Society !—but *the Art of* making use of these means of *ameliorating Life, and supporting a healthful Existence*—COOKERY—has been neglected ! !

While the cultivators of the Raw Materials are distinguished and rewarded, the attempt to improve the processes, without which neither Vegetable or Animal substances are fit for the food of Man (astonishing to say), has been ridiculed, as unworthy the attention of a rational Being ! !

The most useful * Art,—which the Author has chosen to endeavour to illustrate, because nobody else has—and because he knew not how he could employ some leisure hours more beneficially for Mankind, than to teach them to combine the “*utile*” with the “*dulce*,” and to increase their Pleasures, without impairing their Health, or impoverishing their Fortune,—has been for many years his favourite employment ; and “THE ART OF INVIGORATING AND PROLONGING LIFE BY FOOD,† &c. &c.” and this Work, have insensibly become repositories for whatever Observations he has made which he thought would make us—LIVE HAPPY, AND LIVE LONG ! ! !”

The Editor has considered the ART OF COOKERY, not merely as a mechanical operation, fit only for working Cooks, but as the *Analeptic part of the Art of Physic*.

“ How best the fickle fabric to support
Of mortal man,—in healthful body how,
A healthful mind the longest to maintain.”

(ARMSTRONG.)

* “ The only test of the utility of Knowledge, is its promoting the Happiness of mankind.”—DR. STARK on *Diet*, p. 90.

† Published by Whittaker, Treacher, and Co. Ave Maria Lane ; and Cadell and Co., Edinburgh.

is an Occupation neither unbecoming nor unworthy Philosophers of the highest class—such only can comprehend its importance ; which amounts to no less than, not only the enjoyment of the present moment, but the more precious advantage of improving and preserving HEALTH, and prolonging LIFE, which depend on duly replenishing the daily waste of the human frame with materials pregnant with Nutriment and easy of Digestion.

If *Medicine* be ranked among those Arts which dignify their Professors, *Cookery* may lay claim to an equal, if not a superior distinction ;—to *prevent* Diseases is surely a more advantageous Art to Mankind than to *cure* them. “Physicians should be good Cooks, at least in theory.”—Dr. MANDEVILLE on *Hypochondriasis*, p. 316.

The learned Dr. ARBUTHNOT observes, in page 3 of the preface to his *Essay on Aliment*, that “the choice and measure of the materials of which our Body is composed—what we take daily by POUNDS—is at least of as much importance as what we take seldom, and only by GRAINS and spoonsful.”

Those in whom the Organ of Taste is obtuse,—or who have been brought up in the happy habit of being content with humble fare,—whose Health is so firm, that it needs no artificial adjustment,—who, with the appetite of a Cormorant, have the digestion of an Ostrich, and eagerly devour whatever is set before them, without asking any questions about what it is, or how it has been prepared,—may perhaps imagine that the Editor has sometimes been rather overmuch refining the business of the Kitchen.

“Where Ignorance is bliss—’tis Folly to be wise.”

But as few are so fortunate as to be trained up to understand how well it is worth their while to cultivate such habits of Spartan forbearance,—we cannot perform our duty in registering wholesome precepts, in a higher degree than by disarming Luxury of its sting, and making the refinements of Modern Cookery minister not merely to sensual gratification, but at the same time support the substantial excitement of “*mens sana in corpore sano*.”

Delicate and Nervous Invalids, who have unfortunately a sensitive palate, and have been accustomed to a luxurious variety of savoury Sauces and highly seasoned viands ;—those who, from the infirmity of Age are become incapable of correcting habits created by absurd indulgence in Youth, are entitled to some consideration,—and, for their sake the *Elements of Obsology* are explained in the most intelligent manner ; and I have assisted the Memory of young Cooks, by annexing to each Dish the various Sauces which usually accompany it, referring to their Numbers in the Work.

Some Idle Idiots have remarked to the Author, that "there are really so many REFERENCES from one Receipt to another, that it is exceedingly troublesome indeed; they are directed sometimes to turn to half a dozen Numbers:" this is quite true. If the Author had not adopted this plan of *Reference*, his Book, to be equally explicit, must have been ten times as big—his object has been to give as much information as possible in as few pages, and for as few pence as possible.

By reducing Culinary operations to something like a Certainty, *Invalids* will no longer be entirely indebted to Chance, whether they shall recover and Live long, and comfortably—or speedily die of Starvation in the midst of Plenty.

These rules and orders for the Regulation of the business of the Kitchen have been extremely beneficial to the Editor's own Health and comfort. He hopes they will be equally so to others: they will help those who enjoy health to preserve it; teach those who have delicate and irritable Stomachs how to keep them in good temper; and, with a little discretion, enable them to indulge occasionally, not only with impunity, but with advantage, in all those alimentary pleasures which a rational Epicure* can desire.

There is no Question more frequently asked—or which a Medical man finds more difficulty in answering, to the satisfaction of himself and his patient, than—*What do you wish me to eat?*

The most judicious choice of Aliment will avail nothing, unless the Culinary preparation of it be equally judicious.—How often is the skill of a pains-taking Physician counteracted by want of corresponding attention to the preparation of Food; and the poor Patient, instead of deriving Nourishment, is distressed by Indigestion!

PARMENTIER, in his *Code Pharmaceutique*, has given a chapter on the preparation of Food—some of the following Receipts are offered as an humble attempt to form a sort of APPENDIX TO THE PHARMACOPŒIA, and, like pharmaceutic prescriptions, they are precisely adjusted by *Weight* and *Measure*. The Author of a Cookery Book, first published in 1824, has claimed this act of Industry of mine as his own original invention—the only notice I shall take of his pretensions, is to say, that the First Edition of "*The Cook's Oracle*" appeared in 1817.

By ordering such receipts of the COOK'S ORACLE as appear adapted to the case, the recovery of the patient and the credit of the Physician, as far as relates to the administration of Aliment,—

* For the Editor's definition of this term, see the note in page 4 of the Introduction.

need no longer depend on the discretion of the Cook.—For instance: *Mutton Broth*, (408), or (667); *Toast and Water*, (671); *Water Gruel*, (668); *Beef Tea*, (666); and PORTABLE SOUP, (227). This concentrated *Essence of Meat* will be found a great acquisition to the comfort of the Army, the Navy, the Traveller, and the Invalid;—by dissolving half an ounce of it in half a pint of hot water, you have in a few minutes *half a Pint of good Broth for three halfpence*. The utility of such accurate and precise directions for preparing Food is to TRAVELLERS incalculable, for, by translating the receipt, any person may prepare what is desired, as perfectly as a good English Cook.

He has also circumstantially detailed the easiest, least expensive, and most salubrious methods of preparing those highly finished Soups—Sauces—Ragoûts—and *piquante* relishes, which the most ingenious “Officers of the Mouth” have invented for the amusement of thorough bred “*Grands Gourmands*.”

It has been his Aim to render Food acceptable to the Palate, without being expensive to the Purse, or offensive to the Stomach—nourishing without being inflammatory, and savoury without being surfeiting, constantly endeavouring to hold the balance even, between the agreeable and the wholesome, the Epicure and the Economist.

He has not presumed to recommend one Receipt that has not been previously and repeatedly proved in His own Kitchen, which has not been approved by the most accomplished Cooks; and has, moreover, been eaten with unanimous applause by a COMMITTEE OF TASTE, composed of some of the most illustrious Gastrophilists of this luxurious Metropolis.

The Author has been materially assisted by Mr. Henry Osborne, the excellent Cook to the late SIR JOSEPH BANKS:—that worthy President of the Royal Society was so sensible of the importance of the subject the Editor was investigating, that he sent his Cook to assist him in so arduous a task; and many of the Receipts in this Edition are much improved by his suggestions and corrections.*

This is the only English Cookery Book which has been written from the real experiments of a HOUSEKEEPER for the benefit of HOUSEKEEPERS, which the reader will soon perceive by the minute attention that has been employed to elucidate and improve the ART OF PLAIN COOKERY,—detailing many particulars and precautions which may at first appear frivolous—but which experience will prove to

* The receipts here alluded to are now placed in different parts of the work, and were in number about a dozen.—ED. W. B. K.

be essential—to teach a common Cook how to provide, and to prepare common food—so frugally, and so perfectly, that *the plain every-day Family Fare of the most ECONOMICAL HOUSEKEEPER* may, with scarcely additional expense, or any additional trouble—be a *satisfactory Entertainment for an EPICURE, or an INVALID.*

By an attentive consideration of “*THE RUDIMENTS OF COOKERY,*” and the respective Receipts, the most *ignorant Novice* in the business of the Kitchen, may work with the utmost facility and certainty of success, and soon become A GOOD COOK.

Will all the other Books of Cookery that ever were printed do this?—To give his readers an idea of the immense labour attendant upon this Work, it may be only necessary for the author to state, that he has patiently pioneered through more than TWO HUNDRED COOKERY BOOKS before he set about recording these results of his own Experiments!!!

STORE SAUCES, and many articles of Domestic Comfort, which are extravagantly expensive to purchase, and can very seldom be procured genuine, he has given plain directions how to prepare at Home—of infinitely finer flavour, and considerably cheaper than they can be obtained ready made: for example,

MUSHROOM CATCHUP, (375).

ESSENCE OF CELERY, (353).

———— ANCHOVY, (371).

———— SWEET HERBS, (363).

———— LEMON-PEEL, (351).

———— SAVOURY SPICE, (365, 384, 387, and 388.)

———— GINGER, (354).

CAYENNE PEPPER, (345)

CURRY POWDER, (383).

ESCHALOT WINE, (343).

PORTABLE SOUP, (227).

PICKLES, &c. &c. &c. (459, &c.)

Thus, the table of *the most Economical Family* may, by the help of this Book, be entertained with as much elegance as that of A SOVEREIGN PRINCE.

PREFACE

TO

THE SEVENTH EDITION.

THE whole of this Work has, a *Seventh time*, been carefully revised—but this last time I have found little to add, and little to alter.

I have bestowed as much attention on each of the 500 Receipts as if the whole merit of the Book was to be estimated entirely by the accuracy of my detail of one particular process.

The increasing demand for “*The Cook’s ORACLE*,” amounting in 1822 to the extraordinary number of upwards of 15,000, had been stimulus enough to excite any man to submit to the most unremitting study; and the Editor has felt it as an imperative duty to exert himself to the utmost to render “*The Cook’s ORACLE*” a faithful narrative of all that is known of the various subjects it professes to treat.

To the *FOURTH EDITION* were added *One Hundred and thirty New Receipts*, which will greatly improve the Comfort and Economy of all, especially of *CATHOLIC FAMILIES*;—being the best methods of making

MAIGRE GRAVY SOUPS, (209).

DITTO PEASE, (202).

DITTO GREEN PEASE, (201).

VARIOUS FISH SOUPS, (210).

ALL FRIED FISH IN CLARIFIED BUTTER, (231).

FRESH SALMON BROILED, (161).

DITTO PICKLED, (159).

CARP TO STEW, (155).

POTTED LOBSTER OR CRAB, (177).

LOBSTER PATTIES, (493).

STEWED OYSTERS, (180).

SCOLLOPED OYSTERS, (179).

TO STEW FISH MAIGRE, (156).

FISH PIES, (485) and (486).

FORCEMEAT FOR FISH, (326).

STEWED EELS, (162).

MACARONI, (554), &c.

STEWED ONIONS, (136).

OMELETTES, (543, &c.)

VARIOUS WAYS OF DRESSING EGGS, (548, &c.)

POTATO PIE, (111).

CHEESE AND TOAST, (557).

———— TOASTED, (558).

———— BUTTERED, (559).

———— POUNDED OR POTTED, (560).

POACHED EGGS, (548 to 553).

PUDDINGS, (511).

MAIGRE AND SAVOURY PASTIES, (475).

MAIGRE AND SAVOURY PATTIES, (492).

PRESERVES, (617).

TARTS, (469 to 506).

BREAD AND CAKES, (579, &c.)

Also, an easy and economical Process for preparing

PICKLES, (459, &c.)

by which they will be ready in a fortnight, and remain good for years.

I hope that in these New Receipts the quantities of the various articles, and the processes for compounding them, are described so accurately and so plainly, that the most inexperienced person may work from them:—but do not vouch for all these new Receipts,—as some of them have not yet been proved in my own Kitchen.

WM. KITCHINER.

July 2d, 1823.

INTRODUCTION.

THE following Receipts are not a mere marrowless collection of shreds and patches, of cuttings and pastings,—but a *bona fide* register of Practical facts,—accumulated by a perseverance not to be subdued or evaporated by the igniferous terrors of a Roasting Fire in the Dog-days,—in defiance of the odoriferous and calefacient repellents, of *Roasting*,—*Boiling*,—*Frying*,—and *Broiling*;—moreover, the Author has submitted to a labour no preceding Cookery-Book-maker, perhaps, ever attempted to encounter,—having *eaten* each Receipt before he set it down in his book.

They have all been heartily welcomed by a sufficiently well-educated Palate, and a rather fastidious Stomach ;—perhaps this certificate of the reception of the respective preparations—will partly apologise for the Book containing a smaller number of them than preceding writers on this gratifying subject have transcribed—for the amusement of “every man’s master,” the *STOMACH*.*

Numerous as are the Receipts in former Books, they vary little from each other, except in the name given to them ; the processes of Cookery are very few,—I have endeavoured to describe each in so plain and circumstantial a manner, as I hope will be easily understood, even by the amateur, who is unacquainted with the practical part of Culinary concerns.

OLD HOUSEKEEPERS may think I have been tediously minute on many points which may appear trifling :—my Predecessors seem to have considered the *RUDIMENTS* of *COOKERY* quite unworthy of attention. These little delicate distinctions constitute all the difference between a

* “The *STOMACH* is the Grand Organ of the human system, upon the state of which, all the powers and feelings of the individual depend.”—See *HUNTER’S Culina*, p. 13.

“The faculty the Stomach has of communicating the impressions made by the various substances that are put into it, is such, that it seems more like a nervous expansion from the Brain than a mere receptacle for Food.”—Dr. *WATERHOUSE’S Lecture on Health*, p. 4.

common and an elegant Table, and are not trifles to the YOUNG HOUSEKEEPERS, who must learn them either from the communication of others,—or blunder on till their own slowly accumulating and dear-bought experience teaches them.

*A wish to save Time, Trouble, and Money, to inexperienced Housekeepers and Cooks,—and to bring the enjoyments and indulgences of the Opulent within reach of the middle Ranks of Society,—were my motives for publishing this book ;—I could accomplish it only by supposing the Reader (when he first opens it,) to be as ignorant of Cookery,—as I was when I first thought of writing on the subject.**

I have done my best to contribute to the comfort of my fellow-creatures ;—by a careful attention to the directions herein given, the most ignorant may easily learn to prepare Food, not only in an agreeable and wholesome,—but in an elegant and economical manner.

This task seems to have been left for me, and I have endeavoured to collect and communicate in the clearest and most intelligible manner, the whole of the heretofore abstruse Mysteries of the Culinary Art, which are herein, I hope, so plainly developed, that *the most inexperienced student in the occult Art of Cookery may work from my Receipts with the utmost facility.*

I was perfectly aware of the extreme difficulty of teaching those who are entirely unacquainted with the subject, and of explaining my ideas effectually by mere Receipts, to those who never shook hands with a Stewpan.

In my anxiety to be readily understood,—I have been under the necessity of occasionally repeating the same directions in different parts of the book, but I would rather be censured for repetition than for obscurity—and hope not to be accused of Affectation, while my intention is Perspicuity.

* “De toutes les Connoissances nécessaires à l’humanité souffrante, la plus agréable, la plus importante à la conservation des hommes, et à la perpétuité des toutes les jouissances de la nature, c’est la parfaite connoissance des alimens destinés à former notre constitution, à fortifier tous nos membres, à ranimer ces organes destinés à la perfection des sens, et à être les médiateurs des talens, de l’esprit, du génie, &c. &c.

“C’est du suc exprimé de nos fluides alimentaires, qu’est formé le tissu de notre frele machine ; c’est au chyle qui en provient, que notre sang, nos chairs, nos nerfs, nos organes, et tous nos sens, doivent leur existence et leur sensibilité.”

Our neighbours in France are so justly famous for their skill in the affairs of the Kitchen, that the adage says, "*As many Frenchmen, as many Cooks.*" Surrounded as they are by a profusion of the most delicious Wines, and seducing *Liqueurs* offering every temptation to render drunkenness delightful, yet a tippling Frenchman is a "*rara avis.*"

They know how, so easily, to keep Life in sufficient repair by good eating, that they require little or no screwing up with liquid Stimuli.—This accounts for that "*toujours gai,*" and happy equilibrium of the animal spirits which they enjoy with more regularity than any people:—their elastic Stomachs, unimpaired by Spirituous Liquors, digest vigorously the food they sagaciously prepare, and render easily assimilable by cooking it sufficiently,—wisely contriving to get half the work of the Stomach done by Fire and Water, till

" The tender morsels on the palate melt,
And all the force of Cookery is felt."

See (5) and (215,) &c.

The Cardinal virtues of Cookery, "CLEANLINESS, FRUGALITY, NOURISHMENT, AND PALATEABLENESS," preside over each preparation; for I have not presumed to insert a single composition, without previously obtaining the "*imprimatur*" of an enlightened and indefatigable "*COMMITTEE OF TASTE,*" (composed of thorough-bred GRANDS GOURMANDS of the first magnitude,) whose cordial co-operation I cannot too highly praise; and here do I most gratefully record the unremitting zeal they manifested during their arduous progress of proving the respective Recipes,—they were so truly philosophically and disinterestedly regardless of the wear and tear of teeth and stomach, that their Labour—appeared a Pleasure to them. Their laudable perseverance has enabled me to give the inexperienced Amateur an unerring Guide how to excite as much pleasure as possible on the Palate, and occasion as little trouble as possible to the Principal Viscera, and has hardly been exceeded by those determined spirits who lately in the Polar expedition

braved the other extreme of temperature, &c. in spite of Whales, Bears, Icebergs and Starvation.

Every attention has been paid in directing the proportions of the following Compositions, not merely to make them inviting to the Appetite, but agreeable and useful to the Stomach—nourishing without being inflammatory, and savoury without being surfeiting.

I have written for those who make Nourishment the chief end of Eating,* and do not desire to provoke Appetite beyond the powers and necessities of Nature ; proceeding, however, on the purest Epicurean principles of indulging the Palate as far as it can be done without injury or offence to the Stomach, and forbidding† nothing but what is absolutely unfriendly to Health.

——“That which is not good is not delicious
To a well-govern'd and wise appetite.”—MILTON.

* I wish most heartily that the restorative process was performed by us poor mortals, in as easy and simple a manner as it is in “*the Cooking Animals in the Moon*,” who “lose no time at their meals ; but open their left side, and place the whole quantity at once in their stomachs, then shut it, till the same day in the next month, for they never indulge themselves with food more than twelve times in a year.”—See BARON MUNCHAUSEN'S *Travels*, p. 188.

Pleasing the Palate is the main end in most books of Cookery, but *it is my aim to blend the toothsome with the wholesome* ; for, after all, however the hale Gourmand may at first differ from me in opinion, the latter is the chief concern ; since if he be even so entirely devoted to the pleasure of eating as to think of no other, still the care of his Health becomes part of that ; if he is sick he cannot relish his Food.

“The term *Gourmand* or EPICURE has been strangely perverted ; it has been conceived synonymous with a Glutton, ‘*né pour la digestion*,’ who will eat as long as he can sit, and drink longer than he can stand, nor leave his cup while he can lift it ; or like the great eater of Kent whom FULLER places among his Worthies, and tells us that he did eat with ease *thirty dozens of Pigeons* at one meal ; at another, *fourscore Rabbits and eighteen Yards of Black Pudding*, London Measure !—or a fastidious Appetite, only to be excited by fantastic Dainties, as the brains of *Peacocks* or *Parrots*, the tongues of *Thrushes* or *Nightingales*, or the teats of a lactiferous Sow.

“In the acceptation which I give to the term EPICURE, it means only the person who has good sense and good taste enough to wish to have his food cooked according to scientific principles, that is to say, so prepared that the palate be not offended—that it be rendered easy of solution in the Stomach, and ultimately contribute to Health ; exciting him as an animal to the vigorous enjoyment of those recreations and duties, physical and intellectual, which constitute the happiness and dignity of his nature.” For this illustration I am indebted to my scientific friend *Apicius Cælius, Jun.* with whose erudite observations several pages of this work are enriched, to which I have affixed the signature A. C. Jun.

† “Although AIR is more immediately necessary to life than FOOD, the knowledge of the latter seems of more importance ; it admits certainly of great variety, and a choice is more frequently in our power. A very spare and simple diet has commonly been recommended as most conducive to Health ; but it would be more beneficial to mankind if we could shew them that a pleasant and varied diet was equally consistent with health, as the very strict regimen of Arnard, or the Miller of Essex. These and other abstemious people who, having experienced the greatest extremities of bad health, were driven to temperance as their last resource, may run out in praises of a simple diet ; but the probability is, that nothing but the dread of former sufferings could have given them the resolution to persevere in so strict a course of abstinence, which persons who

This is by no means so difficult a task as some gloomy philosophers (uninitiated in Culinary Science) have tried to make the world believe—who seem to have delighted in persuading you, that every thing that is Nice must be noxious;—and that every thing that is Nasty is wholesome.

“ How charming is Divine Philosophy !
Not harsh, and crabbed, as dull fools suppose,
But musical as is Apollo's lute,
And a perpetual feast of nectar'd sweets,
Where no crude surfeit reigns.”—MILTON.

Worthy William Shakspeare declared he never found a philosopher who could endure the Toothache patiently,—the Editor protests that he has not yet overtaken one who did not love a Feast.

Those *Cynical* Slaves who are so silly as to suppose it unbecoming a wise man to indulge in the common comforts of Life, should be answered in the words of the French philosopher. “ Hey—What, do you Philosophers eat dainties?” said a gay Marquess. “ *Do you think,*” replied DESCARTES, “ *That God made good things only for Fools?*”

Every individual, who is not perfectly imbecile and void of understanding, is an *Epicure* in his own way—the Epicures in boiling of Potatoes are innumerable,—the perfection of all enjoyment depends on the perfection of the faculties of the Mind and Body, therefore—the *Temperate Man is the greatest Epicure*—and the only *true Voluptuary*.

THE PLEASURES OF THE TABLE have been highly appreciated and carefully cultivated in all Countries and in all Ages,*—and in spite of all the Stoics,—every one will allow they are the first and the last we enjoy,—and those we taste the oftenest,—*above a Thousand times in a Year, every Year of our Lives !*

are in health, and have no such apprehension, could not be induced to undertake, or if they did, would not long continue.

“ In all cases, great allowance must be made for the weakness of human nature ; the desires and appetites of mankind must, to a certain degree, be gratified, and the man who wishes to be most useful will imitate the indulgent Parent, who, whilst he endeavours to promote the true interests of his children, allows them the full enjoyment of all those innocent pleasures which they take delight in. If it could be pointed out to mankind that some articles used as food were hurtful, while others were in their nature innocent, and that the latter were numerous, various, and pleasant, they might, perhaps, be induced to forego those which were hurtful, and confine themselves to those which were innocent.”
—See DR. STARK'S *Experiments on Diet*, pp. 89 and 90.

* See a curious account in COURS GASTRONOMIQUE, p. 145, and in Anacharsis' Travels, Robinson, 1796. Vol. ii. p. 58, and *Obs.* and note under No. 493.

THE STOMACH is the mainspring of our System—if it be not sufficiently wound up to warm the Heart and support the Circulation,—the whole business of Life, will, in proportion, be ineffectively performed,—we can neither *Think* with precision,—*Walk* with vigour,—*Sit down* with comfort,—nor *Sleep* with tranquillity.

There would be no difficulty in proving that it influences (much more than people in general imagine) all our actions ;—the destiny of Nations has often depended upon the more or less laborious digestion of a Prime Minister.*—See a *very curious anecdote* in the Memoirs of COUNT ZINZENDORFF in Dodsley's Annual Register for 1762. 3d edition, p. 32.

The philosopher *Pythagoras* seems to have been extremely nice in eating ; among his absolute injunctions to his disciples, he commands them “to abstain from Beans.”

This ancient Sage has been imitated by the learned who have discoursed on this subject since,—who are liberal of their negative,—and niggardly of their positive precepts—in the ratio, that it is easier to tell you not to do this, than to teach you how to do that.

Our great English moralist Dr. S. JOHNSON, his biographer Boswell tells us, “was a man of very nice discernment in the science of Cookery,” and talked of good eating with uncommon satisfaction. “Some people,” said he, “have a foolish way of not minding, or pretending not to mind what they eat ; for my part, I mind my belly very studiously and very carefully, and I look upon it that he who does not mind his belly, will hardly mind any thing else.”

The Doctor might have said, *cannot* mind anything else—the *energy of our BRAINS is sadly dependent on the behaviour of our BOWELS* †—those who say, 'Tis no matter

* See the 2d, 3d, and 4th pages of Sir WM. TEMPLE'S *Essay on the cure of the Gout by Moxa*.

† “He that would have a *clear Head*, must have a *clean Stomach*.”—Dr. CHEYNE on *Health*, 8vo. 1724, p. 34.

“It is sufficiently manifest how much uncomfortable feelings of the Bowels affect the Nervous System, and how immediately and completely the general disorder is relieved by an alvine evacuation.”—p. 53.

“We cannot reasonably expect tranquillity of the Nervous System, whilst there is disorder of the digestive organs. As we can perceive no permanent source of strength but from the digestion of our food, it becomes important on

what we eat, or what we drink,—may as well say, 'Tis no matter whether we eat, or whether we drink.

The following Anecdotes I copy from BOSWELL'S *Life of JOHNSON*.

Johnson.—"I could write a better Book of Cookery than has ever yet been written;—it should be a book on philosophical principles.—I would tell what is the best Butcher's meat,—the proper seasons of different Vegetables,—and then, how to roast and boil, and to compound."

Dilly.—"Mrs. Glasse's *Cookery*, which is the best, was written by Dr. HILL.

Johnson.—"Well, Sir—this shews how much better the subject of Cookery * may be treated by a Philosopher; †—but you shall see what a book of Cookery I shall make, and shall agree with Mr. Dilly for the Copyright."

Miss Seward.—"That would be Hercules with the distaff indeed!"

Johnson.—"No, Madam; Women can spin very well,—but they cannot make a good book of Cookery." See vol. iii. p. 311.

this account that we should attend to its quantity, quality, and the periods of taking it, with a view to ensure its proper digestion."—ABERNETHY'S *Sur. Obs.* 8vo. 1817, p. 65.

* "If Science can really contribute to the happiness of mankind, it must be in this department; the real comfort of the majority of men in this country is sought for at their own fire-side; how desirable does it then become to give every inducement to be at home, by directing all the means of Philosophy to increase Domestic Happiness!"—SYLVESTER'S *Philosophy of Domestic Economy*, 4to. 1819, p. 17.

† "The best Books of Cookery have been written by Physicians.—Sir KENELME DIGBY—Sir THEODORE MAYERNE.—See the last quarter of page 304 of vol. x. of the *Phil. Trans.* for 1675.—Professor BRADLEY—Dr. HILL—Dr. LE COINTE—Dr. HUNTER, &c.

"To understand the THEORY OF COOKERY, we must attend to the action of heat upon the various constituents of alimentary substances as applied directly and indirectly through the medium of some fluid, in the former way, as exemplified." In the processes of ROASTING and BOILING, the chief constituents of animal substances undergo the following changes—*Fibrine* is corrugated, the *Albumen* coagulated, the *Gelatine* and *Osmazome* rendered more soluble in water, the *Fat* liquefied, and the *Water* evaporated.

"If the heat exceed a certain degree, the surface becomes first brown, and then scorched. In consequence of these changes, the muscular fibre becomes opaque, shorter, firmer, and drier; the tendons less opaque, softer and gluey; the fat is either melted out, or rendered semi-transparent. Animal fluids become more transparent; the albumen is coagulated and separated, and they dissolve gelatine and osmazome.

"Lastly, and what is the most important change, and the immediate object of all Cookery, the meat loses the vapid nauseous smell and taste peculiar to its raw state, and it becomes savoury and grateful.

"Heat applied through the intervention of boiling oil, or melted fat, as in FRYING, produces nearly the same changes; as the heat is sufficient to evaporate the water, and to induce a degree of scorching.

Mr. B. adds, "I never knew a man who relished good eating more than he did: when at Table, he was totally absorbed in the business of the moment: nor would he, unless in very high company, say one word, or even pay the least attention to what was said by others, until he had satisfied his Appetite."

The peculiarities of his Constitution were as great as those of his Character:—Luxury and Intemperance are relative terms, depending on other circumstances than mere quantity and quality. Nature gave him an excellent Palate, and a craving Appetite, and his intense Application rendered large supplies of nourishment absolutely necessary to recruit his exhausted spirits.

The fact is, this great Man had found out that *Animal and Intellectual Vigour,* are much more entirely dependent upon each other, than is commonly understood*; especially in those constitutions, whose digestive and chylopoetic organs are capricious and easily put out of tune, or absorb the "*pabulum vitæ*" indolently and imperfectly,—with such, it is only now and then that the "*sensorium commune*" vibrates with the full tone of accurately considerative or creative energy. "His favourite dainties were, a leg of Pork boiled till it dropped from the bone, a veal-pie with plums and sugar, or the outside cut of a salt buttock of beef. With regard to *Drink*, his liking was for the strongest, as it was not the *Flavour*, but the *Effect* that he desired." Mr. Smale's account of Dr. Johnson's Journey into Wales, 1816, p. 174.

Thus does the HEALTH always, and very often the LIFE of Invalids, and those who have weak and infirm STOMACHS, depend upon the care and skill of the COOK. Our Forefathers were so sensible of this, that in days of yore

"But when water is the medium through which heat is applied—as in BOILING, STEWING, and BAKING, the effects are somewhat different, as the heat never exceeds 212°, which is not sufficient to commence the process of browning or decomposition, and the soluble constituents are removed by being dissolved in the water, forming soup or broth; or, if the direct contact of the water be prevented, they are dissolved in the juices of the meat, and separate in the form of Gravy."

Vide Supplement to *Encyclop. Brit. Edin.* vol. iv. p. 344, the Article "FOOD," to which we refer our reader as the most scientific paper on the subject we have seen.

* "Health, Beauty, Strength, and Spirits, and I might add all the faculties of the Mind, depend upon the Organs of the Body; when these are in good order, the thinking part is most alert and active, the contrary when they are disturbed or diseased."—Dr. CADOGAN on *Nursing Children*, 8vo., 1757 p. 5.

no man of consequence thought of making a day's journey without taking his "MAGISTER COQUORUM" with him.

The rarity of this talent in a high degree is so well understood, that besides very considerable pecuniary compensation, his Majesty's first and second Cooks * are now Esquires by their office ; we may have every reason to suppose they were persons of equal dignity heretofore.

In Dr. Pegge's "*Forme of Cury*," 8vo. London, 1780, we read, that when Cardinal Otto, the Pope's Legate, was at Oxford, A.D. 1248, his brother officiated as "MAGISTER COQUINÆ."

This important post has always been held as a situation of high trust and confidence ; and the "MAGNUS COQUUS," Anglicè, the *Master Kitchener*, has, time immemorial, been an Officer of considerable dignity in the palaces of Princes.

The Cook in PLAUTUS (*Pseudol*) is called "*Hominum servatorem*," the preserver of mankind ; and by MERCIER "*un Médecin qui guérit radicalement deux maladies mortelles, la Faim et la Soif*."

The Norman Conqueror WILLIAM bestowed several portions of Land on these highly favoured domestics, the "COQUORUM PRÆPOSITUS," and "COQUUS REGIUS ; a Manor was bestowed on *Robert Argyllon* the "GRAND QUEUX," to be held by the following service. See that venerable Record the *Doomsday Book*.

"Addington—Co. Surrey.

"Robert Argyllon holdeth one carucate of Land in Addington in the County of Surrey, by the service of making one mess in an earthen pot in the kitchen of our Lord the KING, on the day of his coronation, called "*De la Groute*," i. e. a kind of Plum porridge, or Water-gruel with Plums in it. This dish is still served up at the Royal Table at Coronations, by the Lord of the said Manor of Addington.

At the Coronation of King George IV., Court of Claims, July 12, 1820 :

* "We have some good families in England of the name of *Cook* or *Coke*. I know not what they may think ; but they may depend upon it, they all originally sprang from real and professional Cooks ; and they need not be ashamed of their extraction, any more than the *Parkers*, *Butlers*, &c."—Dr. PEGGE'S *Forme of Cury*, p. 162.

“The petition of the Archbishop of CANTERBURY, which was presented by Sir G. Nayler, claiming to perform the service of presenting a Dish *De la Groute* to the King at the banquet, was considered by the Court, and decided to be allowed.”

A good Dinner is one of the greatest enjoyments of human life ;—and as the practice of Cookery is attended with so many discouraging difficulties,* so many disgusting and disagreeable circumstances, and even dangers, we ought to have some regard for those who encounter them, to procure us pleasure, and to reward their attention by rendering their situation every way as comfortable and agreeable as we can. He who preaches *Integrity* to those in the Kitchen, (see “*Advice to Cooks*”) may be permitted to recommend *Liberality* to those in the ParLOUR ; they are indeed the sources of each other. Depend upon it, “*True Self-Love and Social are the same ;*” “*Do as you would be done by ;*” give those you are obliged to trust—every inducement to be honest, and no temptation to play tricks.

When you consider that a good servant eats † no more than a bad one—how much waste is occasioned by provisions being dressed in a slovenly and unskilful manner—and how much a good Cook (to whom the conduct of the Kitchen is confided) can save you by careful management—no Housekeeper will hardly deem it an unwise speculation,—it is certainly an amiable experiment,—to invite the *Honesty* and *Industry* of domestics,

* It is said, there are SEVEN chances against even the most simple dish being presented to the Mouth in absolute perfection ; for instance, A LEG OF MUTTON.

1st.—The Mutton must be good.

2d.—Must have been kept a good time.

3d.—Must be roasted at a good fire.

4th.—By a good Cook.

5th.—Who must be in good temper.

6th.—With all this felicitous combination you must have good luck, and

7th.—Good Appetite.—The Meat, and the mouths which are to eat it, must be ready for action at the same moment.

† To guard against “*la gourmandise*” of the second table, “provide each of your servants with a large pair of spectacles of the highest magnifying power, and never permit them to sit down to any meal without wearing them ; they are as necessary, and as useful in a Kitchen as Pots and Kettles : they will make a Lark look as large as a FOWL, a Goose as big as a SWAN, a Leg of Mutton as large as a Hind Quarter of Beef ; a twopenny loaf as large as a quartern ;” and as Philosophers assure you that Pain even is only imaginary, we may justly believe the same of Hunger ; and if a servant who eats no more than one pound of food imagines, by the aid of these glasses, that he has eaten three pounds, his hunger will be as fully satisfied—and the addition to your Optician’s Account, will soon be overpaid by the Subtraction from your Butcher’s and Baker’s.

by setting them an Example of *Liberality*,—at least shew them, that “*according to their Pains will be their Gains.*”

Avoid all approaches towards *Familiarity*,—which to a proverb is accompanied by *Contempt*, and soon breaks the neck of Obedience.

A Lady gave us the following account of the progress of a *Favourite* :

“The *First* year, She was an excellent Servant ; the *Second*, a kind Mistress ; the *Third*, an intolerable Tyrant ; at whose dismissal, every creature about my house rejoiced heartily.”

However, Servants are more likely to be *praised* into good conduct than *scolded* out of bad ; always commend them when they do right—to cherish the desire of pleasing in them, you must shew them that you are pleased :—

“ Be to their faults a little blind,
And to their virtues very kind.”

By such conduct, ordinary Servants may be converted into Good ones ;—*few are so hardened, as not to feel gratified when they are kindly and liberally treated.*

It is a good maxim to select Servants not younger than THIRTY,—*before that age, however comfortable you may endeavour to make them, their want of experience, and the Hope of something still better, prevents their being satisfied with their present state.—After, they have had the benefit of experience ; if they are tolerably comfortable, they will endeavour to deserve the smiles of even a moderately kind master, for Fear they may change for the worse.*

Life may indeed be very fairly divided into the seasons of HOPE and FEAR. In YOUTH, *we hope every thing may be right ;—in AGE, we fear every thing will be wrong.*

Do not discharge a good servant for a slight offence—

“ Bear and forbear, thus preached the stoic sages,
And in two words, include the sense of pages.”—POPE.

HUMAN NATURE IS THE SAME IN ALL STATIONS ; if you can convince your Servants that you have a generous and considerate regard for their Health and Comfort, why should You imagine that They will be insensible to the good they receive ?

Impose no commands but what are reasonable—nor reprove but with justice and temper—the best way to ensure which is, *never to Lecture them till at least ONE DAY AFTER they have offended you.*

If they have any particular hardship to endure in your service, let them See that you are concerned for the necessity of imposing it.

If they are sick,—remember you are their Patron as well as their Master ; remit their labour, and give them all the assistance of Food, Physic, and every comfort in your power.—*Tender assiduity about an Invalid is half a Cure ;* it is a balsam to the Mind, which has a most powerful effect on the Body, soothes the sharpest Pains, and strengthens beyond the richest Cordial.

The following estimate of THE EXPENSES OF A FEMALE SERVANT, was sent to us by an experienced Housekeeper.

They are often expected to find their own TEA and SUGAR,—which with sober servants is the most comfortable meal they have, and will require :

	£. s. d.
Half a pound of Tea <i>per month</i>	} <i>per annum</i> 3 10 0
Ditto ditto Sugar <i>per week</i>	
4 pair of Shoes <i>per annum</i>	0 18 0
2 pair of black worsted Stockings.....	0 4 0
2 pair of white cotton ditto.....	0 5 0
2 Gowns.....	1 10 0
6 Aprons—4 check and two white.....	0 10 6
6 Caps.....	0 10 6
A Bonnet, a Shawl or Cloak, Pattens, &c. Ribands, Handkerchiefs, Pins, Needles, Threads, Thimbles, Scissors, and other working tools,—Stays, Stay-tape, and buckram, &c. &c.	2 0 0
	<hr/> £9 8 0

Besides these, she has to make a shift and buy petticoats, pockets, and many other articles.

We appeal to the *neatest managing and most economical Housewife*, to inform us how this can be done, and how much a *poor Girl* will have remaining to place to her account in the SAVINGS BANK—for help in *Sickness*, when *out of Place*—and for her support in *Old Age*. Here is the source of the swarms of distressed Females which we daily meet in our streets.

Ye, who think that to protect and encourage Virtue is

the best preventive from Vice, reward your Female Servants liberally.

CHARITY should begin AT HOME—Prevention is preferable to Cure—but I have no objection to see your names ornamenting the Lists of Subscribers to Foundling Hospitals and Female Penitentiaries.* Gentle Reader, for a definition of the word "*Charity*" let me refer you to the 13th Chapter of St. Paul's First Epistle to the Corinthians.

"To say nothing of the deleterious vapours and pestilential exhalations of the charcoal, which soon undermine the health of the heartiest, the glare of a scorching fire, and the smoke so baneful to the eyes and the complexion, are continual and inevitable dangers; and a Cook must live in the midst of them, as a soldier on the field of battle surrounded by bullets and bombs, and CONGREVE'S rockets; with this only difference, that for the first, every day is a fighting day, that her warfare is almost always without glory, and most praiseworthy achievements pass not only without reward, but frequently without thanks—for the most consummate cook is, alas! seldom noticed by the master, or heard of by the guests; who, while they are eagerly devouring his Turtle, and drinking his wine, care very little who dressed the one, or sent the other."
—*Almanach des Gourmands*.

This observation applies especially to the SECOND COOK, or first Kitchen Maid, in large families, who have by far the hardest place in the house, and are worse paid, and truly verify the old adage, "*the more work, the less wages.*" If there is any thing right, the cook has the praise—when

* Much real reformation might be effected, and most grateful services obtained, if families which consist wholly of females, would take servants recommended from the MAGDALEN—PENITENTIARY—OR GUARDIAN—who seek to be restored to virtuous society.

"Female Servants who pursue an honest course—have to travel in their peculiar orbit through a more powerfully resisting medium than perhaps any other class of people in civilised life,—they should be treated with something like Christian kindness; for want of this—a fault which might at the time have been easily amended—has become the source of interminable sorrow."

"By the clemency and benevolent interference of two mistresses known to the writer, two servants have become happy wives, who, had they been in some situations, would have been literally Outcasts."

A most laudable SOCIETY for the ENCOURAGEMENT OF FEMALE SERVANTS, by a gratuitous Registry, and by Rewards, was instituted in 1813.

Plans of which may be had *gratis* at the Society's House, No. 10, Hatton Garden. The above is an extract from the Rev. H. G. WATKIN'S *Hints to Heads of Families*, a work well deserving the attentive consideration of inexperienced housekeepers, and from pp. 13, 96, and 98, of which the above is an extract.

there is any thing wrong, as surely the *Kitchen Maid* has the blame. Be it known, then, to honest JOHN BULL, that this humble domestic is expected by the Cook to take the entire management of all ROASTS, BOILS, FISH, and VEGETABLES—i. e. *the principal part of an Englishman's dinner.*

The Master, who wishes to enjoy the rare luxury of a table regularly well served in the best style, must treat his Cook as his friend—watch over her health* with the tenderest care, and especially be sure her taste does not suffer from her Stomach being deranged by Bilious Attacks.

Besides understanding the management of the Spit, the Stewpan, and the Rolling Pin, a COMPLETE COOK must know how to go to Market, write legibly, and keep Accounts accurately.

* The greatest care should be taken by the man of fashion, that his Cook's health be preserved: one hundredth part of the attention usually bestowed on his dog, or his horse, will suffice to regulate her animal system.

"Cleanliness, and a proper ventilation to carry off smoke and steam, should be particularly attended to in the construction of a kitchen; the grand scene of action, the fire-place, should be placed where it may receive plenty of light; hitherto the contrary has prevailed, and the poor Cook is continually basted with her own perspiration."—*A. C. Jun.*

"The most experienced artists in Cookery cannot be certain of their work without tasting—they must be incessantly tasting. The spoon of a good Cook is continually passing from the stewpan to his tongue; nothing but frequent tasting his Sauces, Ragoûts, &c. can discover to him what progress they have made, or enable him to season a Soup with any certainty of success; his Palate, therefore, must be in the highest state of excitability, that the least fault may be perceived in an instant.

"But, alas! the constant empyreumatic fumes of the stoves, the necessity of frequent drinking, and often of bad beer, to moisten a parched throat; in short, every thing around him conspires quickly to vitiate the organs of taste; the palate becomes blunted; its quickness of feeling and delicacy, on which the sensibility of the organs of taste depends, grows daily more obtuse: and in a short time the gustatory nerve becomes quite unexcitable.

"IF YOU FIND YOUR COOK NEGLECT HIS BUSINESS—that his *Ragoûts* are too highly spiced or salted, and his cookery has too much of the '*haut goût*,' you may be sure that his *Index of Taste* wants regulating—his palate has lost its sensibility, and it is high time to call in the assistance of the apothecary.

"'*Purger souvent*' is the grand maxim in all Kitchens where *le Maître d'Hotel* has any regard for the reputation of his table. *Les bons Hommes de Bouche*—submit to the operation without a murmur; to bind others, it should be made the first condition in hiring them. Those who refuse, prove they were not born to become Masters of their Art: and their indifference to Fame will rank them, as they deserve, among those Slaves who pass their lives in as much obscurity as their own stewpans."

To the preceding observations from the "*Almanach des Gourmands*," we may add that the *Mouthician* will have a still better chance of success, if he can prevail on his master to observe the same *regime* which he orders for his Cook, or, instead of endeavouring to awaken an idle Appetite, by reading the Index to a Cookery Book, or an additional use of the pepper box and salt-cellar—rather seek it from Abstinence or Exercise;—the philosophical *Gourmand* will consider that the edge of our Appetite is generally keen, in proportion to the activity of our other habits; let him attentively peruse our "*PEPTIC PRECEPTS*," &c. which briefly explain the Art of refreshing the Gustatory Nerves and of invigorating the whole System. See in the following Chapter on INVITATIONS TO DINNER—A Recipe to make FORTY PERISTALTIC PERSUADERS.

In well-regulated Private Families the most convenient custom seems to be, that the Cook keep a house-book, containing an account of the miscellaneous articles she purchases; and the Butcher's, Baker's, Buttermen's, Greengrocer's, Fishmonger's, Milkman's, and Washing Bills are brought in every Monday; these it is the duty of the Cook to examine, before she presents them to her employer every Tuesday morning, to be discharged.

The advantage of paying such bills weekly is incalculable; among others—the constant check it affords against any excess beyond the sum allotted for defraying them, and the opportunity it gives of correcting increase of expense in one week by a prudent retrenchment in the next. “If you would live even with the world, calculate your expenses at Half your Income—if you would grow Rich, at One Third.”

It is an excellent plan to have a table of rules for regulating the ordinary expenses of the Family, in order to check any innovation or excess which otherwise might be introduced unawares, and derange the proposed distribution of the annual revenue.

To understand the *Economy of Household Affairs* is not only essential to a Woman's proper and pleasant performance of the duties of a Wife and a Mother, but is indispensable to the Comfort, Respectability, and general Welfare of all Families—whatever be their Circumstances.

The Editor has employed some leisure hours in collecting Practical Hints for Instructing Inexperienced Housekeepers in the useful

Art of Providing Comfortably for a Family; which is displayed so plainly and so particularly, that a Young Lady may learn the delectable Arcana of Domestic Affairs, in as little time as is usually devoted to directing the position of her Hands on a *Piano-forte*, or of her Feet in a *Quadrille*—this will enable her to make the Cage of Matrimony as comfortable as the Net of Courtship was charming. For this purpose he has contrived

A HOUSEKEEPER'S LEDGER,*

*The Editor recommends to all those who may be providently inclined, the purchase of “The Housekeeper's Oracle,” published by Whittaker, Ave Maria Lane.

A Plain and Easy Plan of Keeping Accurate Accounts of the Expenses of Housekeeping, which, with only

ONE HOUR'S ATTENTION IN A WEEK,

will enable you to balance all such accounts with the utmost Exactness; an acceptable acquisition to All, who admit that

ORDER AND ECONOMY

ARE

THE BASIS OF

COMFORT AND INDEPENDENCE.

Published by GEO. B. WHITTAKER, *Ave Maria Lane.*

Price, Bound, with Ruled Pages for Accounts, &c. 3s.

It is almost impossible for a Cook in a large Family, to attend to the business of the Kitchen with any certainty of perfection, if employed in other household concerns. It is a service of such importance, and so difficult to perform even tolerably well, that it is sufficient to engross the entire attention of one person.

"If we take a review of *the Qualifications which are indispensable in that highly estimable domestic*, a Good Cook, we shall find that very few deserve that name."*

"The majority of those who set up for Professors of this Art, are of mean ability, selfish, and pilfering every thing they can; others are indolent and insolent. Those who really understand their business (which are by far the smallest number), are too often either ridiculously saucy, or insatiably thirsty; in a word, a good subject of this class is a *rara avis* indeed!"

"God sends meat,"—who sends Cooks? † the proverb has long saved us the trouble of guessing. Vide *Almanach des Gourmands*, p. 83.

* "She must be quick and strong of sight; her hearing most acute, that she may be sensible when the contents of her vessels bubble, although they be closely covered, and that she may be alarmed before the pot boils over; her auditory nerve ought to be discriminate (when several saucepans are in operation at the same time) the simmering of one, the ebullition of another, and the full-toned wabbling of a third.

"It is imperiously requisite that her organ of smell be highly susceptible of the various effluvia, that her nose may distinguish the perfection of aromatic ingredients, and that in animal substances it shall evince a suspicious accuracy between tenderness and putrefaction; above all, her olfactories should be tremblingly alive to mustiness and empyreuma.

"It is from the exquisite sensibility of her palate, that we admire and judge of the Cook; from the alliance between the olfactory and sapid organs it will be seen, that their perfection is indispensable."—*A. C. Jun.*

† A facetious *Gourmand* suggests that the old story of "lighting a Candle to the Devil" probably arose from this adage—and was an offering presented to his infernal Majesty by some Epicure who was in want of a Cook.

Of what value then is not this book?—which will render every person of common sense a good Cook in as little time as it can be read through attentively.

If the Masters and Mistresses of Families will sometimes condescend to make an amusement of this Art, they will escape numberless disappointments, &c. which those who will not, must occasionally inevitably suffer, to the detriment of both their Health and their Fortune.

I did not presume to offer any observations of my own, till I had read all that I could find written on the subject, and submitted (with no small pains) to a patient and attentive consideration of every preceding work, relating to culinary concerns, that I could meet with.

These books vary very little from each other; except in the preface, they are

“Like in all else as one Egg to another.”

“*Ab uno, disce omnes;*” cutting and pasting have been much oftener employed than the Pen and Ink: any one who has occasion to refer to two or three of them, will find the Receipts almost always “*verbatim et literatim;*” equally unintelligible to those who are ignorant, and useless to those who are acquainted with the business of the Kitchen.

I have perused not fewer than 250 of these volumes.

During the Herculean labour of my tedious progress through these books, few of which afford the germ of a single idea, I have often wished that the authors of them had been satisfied with giving us the results of their own practice and experience—instead of idly perpetuating the errors, prejudices, and plagiarisms of their predecessors,—the strange, and unaccountable, and uselessly extravagant farragos, and heterogeneous compositions, which fill their pages, are combinations no rational being would ever think of either dressing or eating; and without ascertaining the practicability of preparing the receipts, and their fitness for food when done, they should never have ventured to recommend them to others:—the reader of them will often put the same *quære* as *Jeremy*, in Congreve’s comedy of “*Love for Love*,” when *Valentine* observes, “there’s a page doubled down in Epictetus that is a feast for an

Emperor.—*Jer.* Was Epictetus a real Cook, or did he only write Receipts?"

Half of the modern Cookery books, are made up with pages cut out of obsolete works, such as the "*Choice Manual of Secrets*," the "*True Gentlewoman's Delight*," &c. of as much use, in this Age of refinement, as the following curious passage from "*The Accomplished Lady's Rich Closet of Rarities, or Ingenious Gentlewoman's Delightful Companion*," 12mo. London, 1653, chapter 7, page 42; which I have inserted in a note* to give the reader a notion of the barbarous manners of the 16th century, with the addition of the Arts of the Confectioner,—the Brewer,—the Baker,—the Distiller,—the Gardener,—the Clearstarcher,—and the Perfumer,—and how to make Pickles,—Puff Paste,—Butter,—Blacking, &c.—together with my *Lady Bountiful's* sovereign remedy for an inward Bruise, and other ever-failing Nostrums—Dr. *Killemquick's* wonder-working Essence, and fallible Elixir which cures all manner of incurable maladies directly minute—*Mrs. Notable's* instructions how to make soft pomatum, that will soon make more hair grow upon thy Head, "than Dobbin, thy thill-horse, hath upon his tail," and many others *equally invaluable!!!*—the proper appellation for which would be "a dangerous budget of vulgar errors," concluding with a bundle of extracts from "the Gardener's Calender," and "the Publican's Daily Companion."

Thomas Carter, in the preface to his "*City and Country Cook*," London, 1738, says, "What I have published is

* "A Gentlewoman being at table, abroad or at home, must observe to keep her body straight, and lean not by any means with her elbows, nor by ravenous gesture discover a voracious appetite; talk not when you have *meat* in your *mouth*, and do not smack like a *Pig*, nor venture to eat *Spoonmeat* so hot that the tears stand in your Eyes, which is as unseemly as the *Gentlewoman* who pretended to have as little a *Stomach* as she had a *Mouth*, and therefore would not swallow her *Peas* by spoonful; but took them one by one, and cut them in two before she would eat them. It is very uncomely to drink so large a draught that your *Breath* is almost gone—and are forced to blow strongly to recover yourself—throwing down your *liquor* as into a *Funnel* is an action fitter for a Juggler than a *Gentlewoman*: thus much for your Observations in general; if I am defective as to particulars, your own *prudence, discretion, and curious observations* will supply."

"In CARVING at your own Table, distribute the best pieces first, and it will appear very comely and decent to use a *Fork*; so touch no piece of *Meat* without it.

"*Mem.* The English are indebted to TOM CORVAT for introducing THE FORK, for which they called him *Furcifer*."—See his *Crudities*, vol. i. p. 106.—Edition 1776, 8vo.

almost the only book, one or two excepted, which of late years has come into the world, that has been the result of the author's own practice and experience ; for though very few eminent practical Cooks have ever cared to publish what they knew of the art, yet they have been prevailed on, for a small premium from a Bookseller, to lend their names to performances in this art, unworthy their owning."

Robert May, in the introduction to his "*Accomplished Cook*," 1665, says, "*To all honest and well-intending persons of my profession, and others, this book cannot but be acceptable, as it plainly and profitably discovers the mystery of the whole art ; for which, though I may be envied by some, that only value their private interests above posterity and the public good ; yet, (he adds), God and my own conscience would not permit me to bury these, my experiences, with my silver hairs in the grave.*"

Those high and mighty Masters and Mistresses of the Alimentary Art, who call themselves "*Profess*" Cooks, are said to be very jealous and mysterious beings: and that if in a long life of laborious Stove work, they have found out a few useful secrets, they seldom impart to the public the fruits of their experience ; but sooner than divulge their discoveries for the benefit and comfort of their fellow-creatures, these silly, selfish beings will rather run the risk of a reprimand from their employers, and will sooner spoil a good Dinner, than suffer their fellow-servants to see how they dress it !!!

The silly selfishness of short-sighted mortals is never more extremely absurd than in their unprofitable parsimony of what is of no use to them, but would be of actual value to others,—who in return would willingly repay them tenfold ;—however, I hope I may be permitted to quote in defence of these culinary Professors, a couple of lines of a favourite old song :

"If you search the world round, each profession, you'll find,
Hath some snug little secrets, which the Mystery * they call."

* "Almost all Arts and Sciences are more or less encumbered with vulgar errors and prejudices, which avarice and ignorance have unfortunately sufficient influence to preserve, by help (or hinderance) of mysterious, undefinable, and not seldom unintelligible, technical terms—Anglicè, nicknames—which, instead of enlightening the subject it is professedly pretended they were invented to illuminate, serve but to shroud it in almost impenetrable obscurity ; and, in general, so extravagantly fond are the professors of an art of keeping up all the

MY RECEIPTS are the results of experiments carefully made, and accurately and circumstantially related ;

The TIME requisite for dressing being stated ;

The QUANTITIES of the various articles contained in each composition being carefully set down in NUMBER, WEIGHT, and MEASURE.

The WEIGHTS are *Avoirdupois* ; the MEASURE, *Lyne's* graduated Glass, *i. e.* a Wine pint divided into sixteen ounces, and the Ounces into eight Drachms :—by a *Wine-glass* is to be understood two ounces liquid measure ;—by a large or *Table-Spoonful*, half an ounce ;—by a small or *Tea-Spoonful*, a drachm, or half a quarter of an ounce, *i. e.* nearly equal to two drachms avoirdupois.

At PRICE's glass warehouse, near Exeter 'Change, in the Strand, you may get measures divided into Tea and Table-Spoons.—No Cook should be without one, who wishes to be regular in her business.

This precision has never before been attempted in Cookery books, but I found it indispensable from the impossibility of *guessing* the quantities intended, by such obscure expressions as have been usually employed for this purpose in former works :—

For instance : a bit of this—a handful of that—a pinch of t'other,—do 'em over with an Egg,—and a sprinkle of salt,—a dust of flour,—a shake of pepper,—a squeeze of lemon,—or a dash of vinegar, &c. are the constant phrases ; season it to your Palate, (meaning the Cook's) is another form of speech : now, if she has any,—it is very unlikely that it is in unison with that of her employers,—by continually sipping *piquante* relishes, it becomes blunted and insensible, and loses the faculty of appreciating delicate flavours,—so that every thing is done at random.

pomp, circumstance, and mystery of it, and of preserving the accumulated prejudices of ages past undiminished, that one might fairly suppose those who have had the courage and perseverance to overcome these obstacles, and penetrate the veil of science, were delighted with placing difficulties in the way of those who may attempt to follow them, on purpose to deter them from the pursuit ; and that they cannot bear others should climb the hill of knowledge by a readier road than they themselves did : and such is *l'esprit du corps*, that as their predecessors supported themselves by serving it out *gradatim et stillatim*, and retailing with a sparing hand the information they so hardly obtained, they find it convenient to follow their example : and, willing to do as they have been done by, leave and bequeath the inheritance undiminished to those who may succeed them.”—See p. 10, of DR. KITCHINER on *Telescopes*, 12mo. 1825, printed for Whittaker, Ave Maria Lane.

These Culinary technicals* are so very differently understood by the learned who write them, and the unlearned who read them, and their "*rule of Thumb*" is so extremely indefinite, that if the same dish be dressed by different persons, it will generally be so different, that nobody would imagine they had worked from the same directions, which will assist a person who has not served a regular apprenticeship in the Kitchen, no more than reading "*Robinson Crusoe*" would enable a Sailor to steer safely from England to India.

It is astonishing how cheap *Cookery Books* are held by practical Cooks: when I applied to an experienced artist to recommend me some books that would give me a notion of the rudiments of Cookery, he replied with a smile—"You may read *Don Quixote*, or *Peregrine Pickle*, they are both very good books."

Careless expressions in Cookery are the more surprising, as the Confectioner is regularly attentive, in the description of his preparations, to give the exact quantities, though his business, compared to Cookery, is as unimportant, as the Ornamental is inferior to the Useful.

The maker of Blanc-mange, Custards, &c. and the endless and useless collection of puerile playthings for the palate (of First and Second childhood, for *the Vigour of Manhood seeketh not to be sucking Sugar, or sipping Turtle*;) is scrupulously exact, even to a grain, in his ingredients; whilst Cooks are unintelligibly indefinite, although they are intrusted with the administration of our FOOD, *upon the proper quality and preparation of which, all our powers of Body and Mind depend;—their Energy, being invariably in the ratio of the performance of the restorative process*, i. e. the quantity, quality, and perfect digestion of what we Eat and Drink.

Unless *the Stomach* be in good humour every part of the machinery of *Life* must vibrate with languor:—can we then be too attentive to its adjustment?!!

* "In the present language of Cookery, there has been a woful departure from the simplicity of our ancestors,—such a farrago of inappropriate and unmeaning terms, many corrupted from the French, others disguised from the Italian, some misapplied from the German, while many are a disgrace to the English. What can any person suppose to be the meaning of a *Shoulder of Lamb in epigram*, unless it were a poor dish, for a Penny-less Poet? *Aspect of fish* would appear calculated for an Astrologer; and *shoulder of mutton surprised*, designed for a Sheep-stealer."—A. C. Jun.

CULINARY CURIOSITIES.

The following specimen of the unaccountably whimsical Harlequinade of Foreign Kitchens is from "La Chapelle" Nouveau Cuisinier, Paris, 1748.

"A Turkey," in the shape of "Football," or "a Hedge-hog."—"A Shoulder of Mutton," in the shape of a "Bee-Hive."—"Entrée of Pigeons," in the form of a Spider," or Sun-Fashion, or "in the form of a Frog," or, in "the form of the Moon."—Or, "to make a Pig taste like a Wild Boar;" take a living Pig, and let him swallow the following drink, viz. boil together in vinegar and water, some rosemary, thyme, sweet basil, bay leaves, and sage; when you have let him swallow this, immediately whip him to Death, and roast him forthwith. How "to still a Cocke for a weak bodie that is consumed,—take a red Cocke that is not too olde, and beat him to death."—See THE BOOKE OF COOKRYE, very necessary for all such as delight therein. Gathered by A. W. 1591, p. 12. How to ROAST a pound of BUTTER, curiously and well: and to farce (the culinary technical for to stuff) a boiled leg of Lamb with Red Herrings and Garlic; with many other receipts of as high a relish, and of as easy digestion as the Devil's Venison, i. e. a roasted Tiger stuffed with tenpenny Nails, or the "Bonne Bouche" the Rare-skin Rowskimowmowsky offered to Baron Munchausen, "a fricassee of Pistols, with Gunpowder and Alcohol sauce."—See the Adventures of Baron Munchausen, 12mo. 1792, p. 200: and the horrible but authentic account of ARDESOIF, in MOUBRAY'S Treatise on Poultry, 8vo. 1816, p. 18.

But the most extraordinary of all the Culinary Receipts that have been under my eye, is the following diabolically cruel directions of Mizald, "how to roast and eat a Goose alive." "Take a GOOSE or a DUCK, or some such lively creature, (but a goose is best of all for this purpose,) pull off all her feathers, only the head and neck must be spared; then make a fire round about her, not too close to her, that the smoke do not choke her, and that the fire may not burn her too soon: nor too far off, that she may not escape free; within the circle of the fire let there be set small cups and pots full of water, wherein salt and honey are mingled: and let there be set also chargers full of sodden Apples, cut into small pieces in the dish. The Goose must be all larded, and basted over with butter, to make her the more fit to be eaten, and may roast the better: put then fire about her, but do not make too much haste, when as you see her begin to roast; for by walking about, and flying here and there, being cooped in by the fire that stops her way out, the unwearied Goose is kept in; she will fall to drink the water to quench her thirst and cool her heart, and all her body, and the Apple Sauce will make her dung, and cleanse and empty her. And when she roasteth, and consumes inwardly, always wet her head and heart with a wet sponge; and when you see her giddy with running, and begin to stumble, her heart wants moisture, and she is roasted enough. Take her up, set her before your guests, and she will cry as you cut off any part from her, and will be almost eaten up before she be dead; it is mighty pleasant to behold!"—See WICKER'S Secrets of Nature, in folio, London, 1660. pp. 148, 309.*

"We suppose Mr. Mizald stole this receipt from the Kitchen of his Infernal Majesty; probably it might have been one of the dishes the devil ordered when he invited Nero and Caligula to a feast."—A. C. Jun.

This is also related in BAPTISTA PORTA'S Natural Magicke, fol. 1658, p. 321. This very curious (but not scarce) Book contains among other strange tricks and fancies of "the Olden Time," directions, "how to ROAST and BOIL a fowl at the same time, so that one half shall be ROASTED and the other BOILED;" and "if you have a lacke of Cooks, how to persuade a Goose to roast himselfe!"—See a second Act of the above Tragedy in page 80 of the Gentleman's Magazine for January 1809.

Many articles were in vogue in the 14th century, which are now obsolete. We add the following specimens of THE CULINARY AFFAIRS OF DAYS OF YORE.

Sauce for a Goose, A.D. 1381.

"Take a faire panne, and set hit under the Goose whill she rostes; and kepe clene the grese that droppes thereof, and put thereto a godele (good deal) of Wyn, and a litel vinegur, and verjus, and onyons mynced, or garlek, then take the gottes (gut) of the Goose and slitte hom, and scrape hom clene in water and salt, and so wash hom, and hack hom small, then do all this togedur in a piffenet (pipkin) and do thereto raisinges of corance, and poudur of pepur and of ginger, and of canell and hole clowes and maces, and let hit boyle and serve hit forthe."

* See Note to (59), how to plump the liver of a Goose.

"That unwieldy marine animal the PORPUS was dressed in a variety of modes, salted, roasted, stewed, &c. Our ancestors were not singular in their partiality to it; I find, from an ingenious friend of mine, that it is even now, A.D. 1790, sold in the markets of most towns in Portugal; the flesh of it is intolerably hard and rancid."—WARNER'S *Antiq. Cul.* 4to, p. 15.

"The SWAN* was also a dish of state, and in high fashion when the elegance of the Feast was estimated by the magnitude of the articles of which it was composed; the number consumed at the Earl of Northumberland's table, A.D. 1512, amounted to twenty."—*Northumberland Household-Book*, p. 103.

"The CRANE was a darling dainty in *William the Conqueror's* time, and so partial was that monarch to it, that when his prime favourite, William Fitz Osborne, the steward of the household, served him with a Crane scarcely half roasted, the King was so highly exasperated, that he lifted up his fist, and would have stricken him, had not *Eudo* (appointed *Dapifer* immediately after) warded off the blow."—WARNER'S *Antiq. Cul.* p. 12.

SEALS, CURLEWS, HERONS, BITTERNS, and the PEACOCK—that noble bird, "the food of Lovers, and the meat of Lords," were also at this time in high fashion, when the Baronial entertainments were characterised by a grandeur and pompous ceremonial, approaching nearly to the magnificence of Royalty: there was scarcely any Royal or Noble feast without PECOKKES which were stuffed with Spices, and Sweet herbs, roasted and served up whole, and covered after dressing with the skin and feathers; the beak and comb gilt, and the tail spread, and some, instead of the feathers, covered it with leaf gold; it was a common dish on grand occasions, and continued to adorn the English table till the beginning of the seventeenth century.

In Massinger's play of "the City Madam," Holdfast exclaiming against city luxury, says, "three fat wethers bruised, to make sauce for a single Peacock."

This Bird is one of those luxuries which were often sought, because they were seldom found: its scarcity and external appearance are its only recommendation—the meat of it is tough and tasteless.

Another favourite dish at the tables of our forefathers, was a PIE of stupendous magnitude, out of which, on its being opened, a flock of living birds flew forth, to the no small surprise and amusement of the guests.

"Four-and-twenty Blackbirds baked in a Pie;
When the Pie was open'd, the birds began to sing—
Oh! what a dainty dish—'tis fit for any King."

This was a common Joke at an old English Feast. These *animated* Pies were often introduced "to set on," as Hamlet says, "a quantity of barren spectators to laugh;" there is an instance of a Dwarf undergoing such an *incrustation*. About the year 1630, King Charles and his Queen were entertained by the Duke and Duchess of Buckingham, at Burleigh on the Hill, on which occasion JEFFERY HUDSON, the Dwarf, was served up in a cold Pie.—See WALPOLE'S *Anecdotes of Painting*, vol. ii. p. 14.

The BARON OF BEEF was another favourite and substantial support of old English Hospitality.

Among the most polished nations of the 15th and 16th centuries, the powdered (salted) Horse, seems to have been a dish in some esteem: *Grimalkin* herself could not escape the undistinguishing fury of the Cook. Don Anthony of Guevera, the Chronicler to Charles V., gives the following account of a Feast at which he was present. "I will tell you no lye, I sawe such kindes of meates eaten, as are wont to be sene, but not eaten—as a HORSE roasted—a CAT in gely—LYZARDS in hot brothe, FROGGES fried," &c.

While we are thus considering the curious dishes of olden times, we will cursorily mention the *singular diet* of two or three nations of antiquity, noticed by *Herodotus*, lib. iv. "The *Androphagi* (the cannibals of the ancient world) greedily devoured the carcasses of their fellow-creatures; while the inoffensive *Cabri* (a Scythian tribe) found both food and drink in the agreeable nut of the Pontic Tree. The *Lotophagi* lived entirely on the fruit of the *Lotus Tree*. The savage *Troglodyte* esteemed a *living serpent* the most delicate of all morsels; while the capricious palate of the *Zyguntini* preferred the *Ape* to every thing."—Vide WARNER'S *Antiq. Cul.* p. 135.

"The Romans, in the luxurious period of their empire, took five meals a day: a Breakfast (*jentaculum*); a Dinner, which was a light meal without any formal preparation (*prandium*); a kind of Tea, as we should call it, between dinner

* "It is a curious illustration of the *de gustibus non est disputandum*, that the ancients considered the Swan as a high delicacy, and abstained from the flesh of the Goose as impure and indigestible."—MOUBRAY on Poultry, p. 36.

and supper (*merenda*) ; a Supper (*cæna*), which was their great meal, and commonly consisted of two courses ; the first of meats, the second, what we call a Dessert ; and a Posset or something delicious after supper (*commissatio*).”—ADAM'S *Rom. Antig.* 2d Edition, 8vo, 1792, pp. 434 and 447.

“The Romans usually began their entertainments with eggs, and ended with fruits ; hence ABOVO USQUE AD MALA, from the beginning to the end of supper, *Horat. Sat. i. 3. 6.* ; *Cic. Fam. ix. 20.*

“The dishes (*edulia*) held in the highest estimation by the Romans, are enumerated, *Gell. vii. 16. Macrob. Sat. ii. 9. Martial. v. 79. ix. 48. xi. 53. &c. a Peacock (PAVO), Horat. Sat. ii. 2. 23. Juvenal, i. 143.* first used by Hortensius, the orator, at a supper, which he gave when admitted into the college of priests, (*adituali cænâ sacerdotii*), *Plin. x. 20. s. 23.* ; a pheasant, (*PHASIANA, ex Phasi. Colchidis fluvio*), *Martial. iii. 58. xiii. 72. Senec. ad Helv. 9. Petron. 79. Manil. v. 372.* ; a bird called *Attagen* vel *-ena*, from Ionia or Phrygia, *Horat. Epod. ii. 54. Martial. xiii. iii. 61.* a guinea-hen, (*avis Afra, Horat. ib. Gallina Numidica vel Africana, Juvenal. xi. 142. Martial. xiii. 73.*) ; a Melian crane ; an Ambracian kid ; nightingales, *lusciniæ* ; thrushes, *turdi* ; ducks, geese, &c. TOMACULUM, (*ἀτρυγῶν*), vel ISICIUM, (*ab inseco*) ; sausages or puddings, *Juvenal. x. 355. Martial. 42. 9. Petron. 31.*”—Vide *ibid.* p. 447.

That the English reader may be enabled to form some idea of the heterogeneous messes with which the Roman palate was delighted, I introduce the following Receipt from *Apicius*.

“THICK SAUCE FOR A BOILED CHICKEN.—Put the following ingredients into a Mortar : Aniseed, dried Mint, and Lazar Root, (similar to *Assafœtida*), cover them with vinegar ; add dates ; pour in Liquamen, Oil, and a small quantity of Mustard Seeds—reduce all to a proper thickness, with Port Wine warmed ; and then pour this same over your Chicken, which should previously be boiled in Aniseed water.”

Liquamen and *Garum* were synonymous terms for the same thing ; the former adopted in the room of the latter, about the age of *Aurelian*. It was a Liquid, and thus prepared : the Guts of large Fish and a variety of small Fish, were put into a vessel and well salted, and exposed to the Sun till they became putrid. A liquor was produced in a short time, which being strained off, was the *Liquamen*.—Vide *LISTER in Apicium*, p. 16, notes.

Essence of Anchovy, as it is usually made for sale, when it has been opened about ten days, is not much unlike the Roman *Liquamen*. See (433). Some suppose it was the same thing as the Russian *Caviar*, which is prepared from the roe of the Sturgeon.

The BLACK BROTH of *Lacedæmon* will long continue to excite the wonder of the Philosopher, and the Disgust of the Epicure. What the ingredients of this sable composition were, we cannot exactly ascertain. *Jul. Pollux* says, the Lacedæmonian Black Broth was blood, thickened in a certain way : Dr. *LISTER (in Apicium)* supposes it to have been hog's blood ; if so, this celebrated Spartan dish bore no very distant resemblance to the black puddings of our days. It could not be a very alluring mess, since a citizen of *Sybaris* having tasted it, declared it was no longer a matter of astonishment with him, why the Spartans were so fearless of death, since any one in his senses would much rather die, than exist on such execrable food.—Vide *Athenæum*, lib. iv. c. 3. When *Dionysius* the Tyrant had tasted the Black Broth, he exclaimed against it as miserable stuff ; the Cook replied—“It was no wonder, for the sauce was wanting.” “What sauce ?” says *Dionysius*. The answer was,—“Labour and exercise, hunger and thirst, these are the sauces we Lacedæmonians use,” and they make the coarsest fare agreeable.—*CICERO*, 3 *Tuscul.*

INVITATIONS TO DINNER.

IN “*the affairs of the Mouth*” the strictest punctuality is indispensable;—the GASTRONOMER ought to be as accurate an observer of Time, as the ASTRONOMER. *The least delay produces fatal and irreparable Misfortunes.*

Almost all other Ceremonies and Civil duties may be put off several hours without much inconvenience, and all may be postponed without absolute Danger. A little Delay may try the patience of those who are waiting; but the act itself will be equally perfect and equally valid.—Procrastination sometimes is rather advantageous than prejudicial. It gives time for Reflection—and may prevent our taking a step which would have made us miserable for Life; the delay of a Courier has prevented the conclusion of a Convention, the signing of which might have occasioned the ruin of a Nation.

If, from Affairs the most important, we descend to our Pleasures and Amusements, we shall find new arguments in support of our assertions. The putting off of a Rendezvous, or a Ball, &c. will make them the more delightful. *To hope is to enjoy.*

“Man never is, but always to be blest.”

The anticipation of Pleasure warms our imagination, and keeps those feelings alive, which possession too often extinguishes.

“ ‘Tis *Expectation* only makes us blest;
Enjoyment disappoints us at the best.”

Dr. Johnson has most sagaciously said, “Such is the state of Life, that *none are happy, but by the anticipation of Change*: the change itself is nothing; when we have made it, the next wish is, immediately to change again.”

However singular our assertions may have at first appeared to those who have not considered the subject, we hope by this time we have made converts of our readers, and convinced the “*Amateurs de Bonne Chere*” of the truth and importance of our remarks; and that they will remember, that DINNER is the only act of the day which *cannot be put off with Impunity, for even FIVE MINUTES.*

In a well-regulated family, all the Clocks and Watches should agree; on this depends the fate of the Dinner; *what would be agreeable to the Stomach, and restorative to the System, if served at FIVE o’clock, —will be uneatable and innutritive and indigestible at A QUARTER PAST.*

The Dining-room should be furnished with a good-going clock;—the space over the Kitchen fire-place with another, vibrating in unison with the former, so placed, that the Cook may keep one Eye on the Clock, and the other on the Spit, &c. She will calculate to a minute the time required to roast a large Capon or a little Lark, and is equally attentive to the degree of heat of her Stove, and the time her Sauce remains on it, when to withdraw the Bakings from the oven, the Roast from the spit, and the Stew from the pan.

With all our love of punctuality, the first consideration must still be, that the dinner "*be well done, when 'tis done.*"

It is a common fault with *Cooks who are anxious about Time, to overdress every thing*—the Guests had better wait than the Dinner—a little delay will improve their Appetite;* but if the Dinner waits for the Guests, it will be deteriorated every minute:—The Host who wishes to entertain his friends with food perfectly well dressed, while he most earnestly endeavours to impress on their minds the importance of being punctual to the appointed hour,—will still allow his Cook a quarter of an hour's grace.

The old Adage that "the Eye is often bigger than the Belly," is often verified by the ridiculous vanity of those who wish to make an appearance above their fortune—nothing can be more ruinous to real comfort than the too common custom of setting out a table, with a parade and a profusion, unsuited not only to the circumstances of the Hosts, but to the number of the Guests;—or more fatal to true Hospitality, than the multiplicity of dishes which luxury has made fashionable at the tables of the Great, the Wealthy—and the Ostentatious,—who are, often neither great nor wealthy.

Such pompous preparation, instead of being a compliment to our Guests, is nothing better than an indirect offence; it is a tacit insinuation, that it is absolutely necessary to provide such delicacies to bribe the depravity of their palates, when we desire the pleasure of their company; and that Society in England, now, must be purchased, at the same price SWIFT told POPE he was obliged to pay for it in Ireland—"I should hardly prevail to find one Visitor, if I were not able to hire him with a bottle of Wine." Vide SWIFT's *letters to POPE, July 10, 1732.*

When twice as much Cooking is undertaken as there are Servants, or conveniences in the Kitchen to do it properly, Dishes must be dressed long before the Dinner hour, and stand by spoiling—the poor Cook loses her credit, and the poor guests get Indigestions. Why prepare for eight or ten *Friends* more than sufficient for twenty or thirty VISITORS? "*Enough is as good as a Feast,*" and a prudent provider, who sensibly takes measure of the Stomachic, instead of the SILLY ocular appetite of his Guests, may entertain his Friends,—three times as often, and ten times as well.

It is your SENSELESS SECOND COURSES—ridiculous variety of WINES, LIQUEURS, ICES,† DESSERTS, &c.—which are served up merely to feed

* "Il y a trois sortes d'appétits; celui que l'on éprouve à jeûne; sensation impérieuse qui ne chicane point sur le mets, et qui vous fait venir l'eau à la bouche à l'aspect d'un bon ragoût. Je le compare au désir impétueux d'un jeune homme qui voit sourire la beauté qu'il aime — *Le second* appétit est celui qui l'on ressent lorsque, s'étant mis à table sans faim, on a déjà goûté d'un plat succulent, et qui a consacré le proverbe, *l'appétit vient en mangeant.* Je l'assimile à l'état d'un mari dont le cœur tiède s'échauffe aux premières caresses de sa femme.—*Le troisième* appétit est celui qu'excite un mets délicieux qui paraît à la fin d'un repas, lorsque, l'estomac satisfait, l'homme sobre allait quitter la table sans regret. Celui-là trouve son emblème dans les feux du libertinage, qui, quoique illusoires, font naître cependant quelques plaisirs réels. La connoissance de cette métaphysique de l'appétit doit guider le Cuisinier habile dans la composition du premier, du second, et du troisième service."—*Cours Gastronomique*, p. 64.

† Swilling cold Soda Water immediately after eating a hearty dinner, is another very unwholesome custom—take good Ginger Beer if you are thirsty, and don't like John Sir Barleycorn's cordial.

the Eye, or pamper palled appetite, that *overcome the Stomach, and paralyse Digestion*, and seduce “children of a larger Growth” to sacrifice the health and comfort of several days,—for the Baby-pleasure of tickling their tongue for a few minutes, with Trifles and custards !!! &c. &c.

“INDIGESTION will sometimes overtake the most experienced Epicure; when the gustatory nerves are in good humour, Hunger and Savoury Viands will sometimes seduce the Tongue of a ‘*Grand Gourmand*’ to betray the interests of his Stomach in spite of his Brains.

“On such an unfortunate occasion, when the Stomach sends forth eructant* signals of distress, the *Peristaltic Persuaders* are as agreeable and effectual assistance as can be offered; and for delicate Constitutions, and those that are impaired by Age or Intemperance, are a valuable Panacea.

“They derive, and deserve this name, from the peculiar mildness of their operation. One or two very gently increase the action of the principal viscera, help them to do their work a little faster, and enable the Stomach to serve with an ejectment whatever offends it, and move it into the bowels.

“Thus *Indigestion* is easily and speedily removed,—*Appetite* restored,—(the mouths of the absorbing vessels being cleansed) *Nutrition* is facilitated,—and *Strength* of Body, and *Energy* of Mind, are the happy results.”—See “PEPTIC PRECEPTS,” from which we extract the following prescription:

To make FORTY PERISTALTIC PERSUADERS.

Take

Turkey Rhubarb, finely pulverised—two drachms,

Syrup (by weight), one drachm,

Oil of Caraway, ten drops (minims),

Made into Pills, each of which will Contain *Three Grains of Rhubarb*.

“THE DOSE OF THE PERSUADERS must be adapted to the constitutional peculiarity of the Patient—when you wish to accelerate or augment the Alvine Exoneration—take two—three—or more, according to the effect you desire to produce—*Two Pills* will do as much for one person, as *five or six* will for another; they will generally very regularly perform what you wish to-day—without interfering with what you hope will happen to-morrow;—and are therefore as convenient an argument against Constipation as any we are acquainted with.

“*The most convenient opportunity to introduce them to the Stomach*,—is early in the morning, when it is unoccupied, and has no particular business of Digestion, &c. to attend to—*i. e.* at least half an hour before breakfast. Physic must never interrupt the Stomach, when it is busy in digesting Food.

“From *two to four Persuaders*, will generally produce one additional motion, within twelve hours. They may be taken at any

* The *Strong Peppermint or Ginger Lozenges*, made by Smith, Fell Street, Wood Street, Cheapside, are an excellent help for that flatulence with which some aged and Dyspeptic people are afflicted three or four hours after Dinner.

time by the most delicate Females, whose constitutions are so often distressed by constipation—and destroyed by the drastic purgatives they take to relieve it."

*The Cloth** should be laid in the Parlour, and all the paraphernalia of the dinner-table completely arranged, at least *half an hour before dinner-time*.

The Cook's labour will be lost, if the Parlour-table be not ready for action, and the Eaters ready for the Eatables, which the least delay will irreparably injure:—therefore, the GOURMAND will be punctual for the sake of gratifying his ruling passion; the INVALID, to avoid the danger of encountering an *Indigestion* from eating ill-dressed food; and the RATIONAL EPICURE, who happily attends the Banquet with "*mens sana in corpore sano*," will keep the time not only for these strong reasons, but that he may not lose the advantage of being introduced to the other guests. He considers not only what is on the Table, but Who are around it: his principal inducement to leave his own Fire-side, is the charm of agreeable and instructive Society, and the opportunity of making connexions which may augment the interest and enjoyment of existence.

It is the most pleasing part of the Duty of the Master of the Feast (especially when the Guests are not very numerous†), to take advantage of these moments to introduce them to one another, naming them individually in an audible voice, and adroitly laying hold of those ties of acquaintanceship or profession which may exist between them.

This will much augment the pleasures of the Festive Board,—to which it is indeed as indispensable a Prelude as an Overture is to an Opera: and the Host will thus acquire an additional claim to the gratitude of his Guests. We urge this point more strongly, because from want of attention to it, we have seen more than once, persons whom many kindred ties would have drawn closely together, pass an entire day without opening their lips to each other, because they were mutually ignorant of each other's names, professions, and pursuits.

To put an end at once to all ceremony as to *The Order in which the Guests are to Sit*, it will save much time and trouble, if the Mistress of the Mansion adopts the simple and elegant method of placing the name of each guest in the plate which is intended for him.—This proceeding will be of course the result of consideration, and the Host will place those together who he thinks will harmonise best.

Le Journal des Dames informs us, that in several fashionable

* *Le Grand Sommelier*, or CHIEF BUTLER, in former times was expected to be especially accomplished in the Art of folding Table Linen—so as to lay his napkins in different forms every day—these transformations are particularly described in ROSE's Instructions for the Officers of the Mouth, 1682, p. 111, &c. "To pleat a napkin in the form of a Cockle-shell Double"—"In the form of Hen and Chickens"—"shape of two capons in a Pye"—or "like a Dog with a Collar about his Neck"—and many others equally whimsical.

† "Depuis long-temps, le nombre des Grâces ou celui des Muses a réglé les dîners aimables; passé ce dernier nombre, il n'y a plus ni intimité, ni conversation générale."—*Cours Gastronomique*, p. 311.

houses in Paris, a new arrangement has been introduced in placing the company at a Dinner-table.

“The Ladies first take their places, leaving intervals for the Gentlemen; after being seated, each is desired to call on a gentleman to sit beside her; and thus the Lady of the house is relieved from all embarrassment of *etiquette* as to rank and pretensions,” &c.

But without doubt, says the Journalist, this method has its inconveniences.

“It may happen that a bashful Beauty dare not name the object of her secret wishes; and an acute observer may determine, from a single glance, that the *elected* is not always the *chosen*.”

If the Party is large, the Founders of the Feast may sit in the middle of the Table, instead of at each end, thus they will enjoy the pleasure of attending equally to all their Friends; and being in some degree relieved from the occupation of Carving, will have an opportunity of administering all those little attentions which contribute so much to the comfort of their Guests.

If the GUESTS have any respect for their Host, or prefer a well-dressed dinner to one that is spoiled, instead of coming *half an hour after*, they will take care to make their appearance *a quarter of an hour before* the time appointed.

The operations of the Cook are governed by the Clock; *the moment the Roasts, &c. are ready*, they must go to the table, if they are to be eaten in perfection.

An invitation to come at FIVE o'clock seems to be generally understood to mean *Six*; FIVE PRECISELY, *half-past Five*;—and NOT LATER THAN FIVE (so that Dinner may be on the table within five minutes after, allowing this for the variation of watches) FIVE O'CLOCK EXACTLY.

Be it known to all Loyal Subjects of the Empire of Good-living, that the COMMITTEE OF TASTE have unanimously resolved, that “*an Invitation to ETA. BETA. PI. must be in Writing*, and sent at least ten days before the Banquet—and *must be answered in Writing (as soon as possible after it is received)*—within Twenty-four hours at least”—especially if it be not accepted—then, in addition to the usual complimentary expressions of thanks, &c. the best possible reasons must be assigned for the non-acceptance, as a particular pre-engagement, or severe indisposition, &c. Before the bearer of it delivers it, he should ascertain if the person it is directed to is at home—if he is not, when he will be,—and if he is not in town to bring the summons back.

Nothing can be more disobliging than a refusal which is not grounded on some very strong and unavoidable cause,—except not coming at the appointed hour;—“according to the Laws of Conviviality, a certificate from a Sheriff's Officer, a Doctor, or an Undertaker, are the only Pleas which are admissible. The duties which Invitation imposes do not fall only on the Persons invited, but, like all other Social duties, are reciprocal.

“As he who has accepted an Invitation cannot disengage himself from it; the Master of the Feast cannot put off the entertainment on any pretence whatever,—urgent Business,—Sickness,—not even

Death itself, can dispense with the obligation which he is under of giving the Entertainment for which he has sent out invitations, which have been accepted; for in the extreme cases of compulsory Absence, or Death, his place may be filled by his Friend or Executor."—*Vide le Manuel des Amphitryons*, 8vo. Paris, 1808; and *Cours Gastronomique*, 1809; to which the reader is referred for further Instructions.

It is the least punishment that a blundering ill-bred Booby can receive, who comes half an hour after the time he was bidden, to find the Soup removed, and the Fish cold: moreover, for such an offence, let him also be mulcted in a pecuniary Penalty, to be applied to the FUND FOR THE BENEFIT OF DECAYED COOKS. This is the least punishment that can be inflicted on one whose silence, or violation of an engagement, tends to paralyse an entertainment, and to draw his friend into useless expense.

BOILEAU, the French satirist, has a shrewd observation on this subject. "I have always been punctual at the hour of dinner," says the Bard; "for I knew, that all those whom I kept waiting at that provoking interval, would employ those unpleasant moments, to sum up all my faults. BOILEAU is indeed a man of Genius—a very honest man; but that dilatory and procrastinating way he has got into, would mar the virtues of an Angel."

There are some who seldom keep an appointment—we can assure them they as seldom "scape without whipping," and exciting those murmurs which inevitably proceed from the best-regulated Stomachs, when they are empty, and impatient to be filled.

The most amiable Animals when hungry become ill-tempered—our best Friends employ the time they are kept waiting, in recollecting and repeating any real faults we have, and attributing to us a thousand imaginary ones.

Ill-bred Beings, who indulge their own caprice, regardless how they wound the feelings of others, if they possess brilliant and useful talents, may occasionally be endured as convenient Tools; but deceive themselves sadly, even though they possess all the Wisdom, and all the Wit in the World, if they fancy they can ever be esteemed as Friends.

Wait for no One—as soon as the Clock strikes,—say Grace, and begin the Business of the Day—

"And good Digestion wait on Appetite,
And Health on both."

That the intricate Old Canon of "*Non nobis*" should still continue to exclude all other Graces,—has excited my astonishment, ever since I first heard it some Thirty Years ago, when, thought I, can any thing be more barbarous than to sing in a Foreign Tongue, which not *One in Ten* of those who sing, and not *One in a Hundred* of those who Hear, understand *One Word in Ten of*? Moreover, to complete this extreme Absurdity—the composer has contributed his utmost to involve these *Latin* words in the most absolute obscurity, by setting them in the form of a *Fugue*, which (however pretty it may seem to the Eye and Ear of a subtle contrapuntist) as *each*

Singer pronounces a different Word, the Sense is thereby as confused as Sounds are in a Dutch Concert, where each man Sings a different Song!—However, this composition is considered such an indispensable part of the Ceremonial of Public Dinners, that it has been calculated that the good people of Great Britain do not pay less than TEN THOUSAND POUNDS a Year for the performance of it!!

Devotion is not excited by cramp Discords or difficulties of Execution—*Haydn* declared that the most sublime effect he ever heard produced by Music, was when he attended the Annual Meeting of our Charity Children in St. Paul's, when they all sang in *Unison*.

MANNERS MAKE THE MAN.

GOOD *Manners* have often made the Fortune of many, who have had nothing else to recommend them :

ILL *Manners* have as often marred the hopes of those who have had every thing else to advance them.

These regulations may appear a little rigorous to those phlegmatic philosophers,

“ Who, past all pleasures, damn the joys of sense,
With rev'rend dulness and grave impotence,”

and are incapable of comprehending the importance (especially when many are invited) of a truly hospitable Entertainment: but Genuine *Connoisseurs* in the science of Good Cheer will vote us Thanks for our endeavours to initiate well-disposed *Amateurs*.

CARVING.

Ceremony does not in any thing, more commonly, and completely triumph over Comfort, than in the administration of “*the Honours of the Table*.”

Those who serve out the Loaves and Fishes seldom seem to understand that he is the best Carver who fills the plates of the greatest number of Guests, in the least portion of time.

To effect this, *fill the plates and send them round*—instead of asking each Individual if they choose Soup, Fish, &c. or what particular part they prefer, for as they cannot all be Choosers, you will thus escape making any invidious distinctions.

A dexterous CARVER,* (especially if he be possessed with that determined enemy to Ceremony and Sauce, a keen appetite,) will help half-a-dozen people in half the time one of your would-be-thought polite folks wastes in making civil faces, &c. to a single Guest.

It would save a great deal of Time, &c. if POULTRY, especially large Turkeys and Geese, were sent to table ready cut up. (449.)

* In Days of Yore “*Le Grand Ecuyer Tranchant*,” or the MASTER CARVER, was the next Officer of the Mouth in rank to the “*Maitre d'Hôtel*,” and the technical terms of his Art were as singular as any of those which ornament

FISH that is fried should be previously divided into such portions as are fit to help at table—(See 141.)

A prudent Carver will cut fair;* and observe an equitable distribution of the Dainties he is serving out—and regulate his helps, by the proportion which his dish bears to the number he has to divide it amongst, taking into this reckoning the *quantum* of Appetite the several guests are presumed to possess.

“Study their Genius, caprices, *Goût*—
They, in return, may haply study you :
Some wish a Pinion, some prefer a Leg,
Some for a Merry-thought, or Sidesbone beg—
The wings of Fowls, then slices of the round,
The trail of Woodcock, of Codfish the sound.
Let strict impartiality preside—
Nor freak, nor favour, nor affection guide.”

From the BANQUET.

The Guest who wishes to ensure a hearty welcome, and frequent invitation to the board of hospitality, may calculate that the “easier he is pleased, the oftener he will be invited.” Instead of unblushingly demanding of the fair Hostess that the prime “*tit-bit*” of every dish be put on your plate,—receive (if not with pleasure—or even content) with the liveliest expressions of thankfulness, whatever is presented to you—and forget not to praise the Cook, and the same shall be reckoned unto you even as the praise of the Mistress.

The Invalid or the Epicure, when he dines out, to save trouble to his friends, may carry with him a portable MAGAZINE OF TASTE. (See 390.)

“If he does not like his fare he may console himself with the reflection, that he need not expose his Mouth to the like mortification again ;—Mercy to the feelings of the Mistress of the Mansion, will forbid his then appearing otherwise than absolutely delighted with it, notwithstanding it may be his extreme antipathy.”

“If he likes it ever so little, he will find occasion to congratulate himself on the advantage his digestive organs will derive from his making a moderate dinner, and consolation from contemplating the double relish he is creating for the following meal, and anticipating the (to him) rare and delicious zest of (that best sauce) good appetite, and an unrestrained indulgence of his gormandising fancies at the Chop-house he frequents.”

“Never *intrust* a *Cook-Teaser* with the important office of CARVER, or place him within reach of a *Sauce-boat*. These Chop-house Cormorants, who

‘Critique your wine, and analyse your meat,
Yet on plain pudding deign at home to eat.’

“Grose’s Classical Slang Dictionary,” or, “the Gipsies Gibberish :” the only one of these old phrases now in common use is “cut up the TURKEY ;” we are no longer desirous to “disfigure a PEACOCK”—“unbrace a DUCK”—“unlace a CONEY”—“tame a CRAB”—“tire an EGG”—and “spoil the HEN,” &c.—See *Instructions for the Officers of the Mouth*, by ROSE, 1692.

* Those in the Parlour should recollect the importance of setting a good example to their friends at the second table. If they cut *Bread—Meat—Cheese*, &c. FAIRLY, it will go twice as far as if they hack and mangle it—as if they had not half so much consideration for those in the Kitchen as a good sportsman has for his Dogs.

are, generally, tremendously officious in serving out the loaves and fishes of other people, for, under the notion of appearing exquisitely amiable, and killingly agreeable to the Guests, they are ever on the watch to distribute themselves the dainties which it is the peculiar part of the Master and Mistress to serve out, and is to them the most pleasant part of the business of the Banquet; the pleasure of helping their friends is the gratification, which is their reward for the trouble they have had in preparing the Feast: such Gentry are the terror of all good Housewives; to obtain their favourite Cut they will so unmercifully mangle your Joints, that a dainty dog would hardly get a meal from them after, which, managed by the considerative hands of an old Housekeeper, would furnish a decent Dinner for a large Family."—Vide "*Almanach des Gourmands*."

I once heard a gentle hint on this subject, given to a *Blue-Mould Fancier*, who by looking too long at a Stilton cheese, was at last completely overcome, by his Eye exciting his Appetite, till it became quite ungovernable; and unconscious of every thing but the *mity* object of his contemplation, he began to pick out in no small portions, the primest parts his eye could select from the centre of the Cheese.

The good-natured Founder of the Feast, highly amused at the Ecstasies each morsel created in its passage over the palate of the enraptured *Gourmand*, thus encouraged the perseverance of his Guest—"Cut away my dear sir, cut away, use no Ceremony, I pray:—I hope you will pick out all the best of my Cheese—*don't you think that THE RIND and the ROTTEN will do very well for my Wife and Family?*" There is another set of terribly *Free and Easy* folks, who are "fond of taking possession of the Throne of Domestic Comfort,"—and then, with all the impudence imaginable, simper out to the ousted Master of the Family—"Dear me, I am afraid I have taken your place!"

Half the trouble of WAITING AT TABLE may be saved by giving each guest two plates, two knives and forks, two pieces of bread, a spoon, a wine-glass, and a tumbler, and placing the Wines and Sauces, and the *MAGAZINE OF TASTE*, (390), &c. as a *Dormant*, in the centre of the table; one neighbour may then help another.

Dinner-tables are seldom sufficiently Lighted, or attended—an active Waiter will have enough to do, to attend upon half-a-dozen active Eaters—there should be about half as many Candles as there are Guests—and their flame be about 18 inches above the table—our foolish modern pompous Candelabras seem intended to illuminate the Ceiling, rather than to give light on the Plates, &c.

Wax Lights at Dinner—are much more elegant—and not so troublesome, and so uncertain as *Lamps*, nor so expensive, for to purchase a handsome Lamp will cost you more than will furnish you with Wax Candles for several years.

FRIENDLY ADVICE TO COOKS,*

AND OTHER

SERVANTS.

On your first coming into a family, lose no time in immediately getting into the good graces of your fellow-servants, that you may learn from them the customs of the Kitchen, and the various rules and orders of the House.

Take care to be on good terms with the servant who waits at table ;—make use of him as your Sentinel, to inform you how your work has pleased in the parlour ; by his report you may be enabled in some measure to rectify any mistake ; but request the favour of an early interview with your Master or Mistress,—*depend as little as possible on second-hand opinions.*—Judge of your Employers from YOUR OWN observations, and THEIR behaviour to you,—not from any idle reports from the other Servants, who, if your Master or Mistress inadvertently drop a word in your praise, will immediately take alarm, and, fearing your being more in favour than themselves, will seldom stick at trifles to prevent it, by pretending to take a prodigious liking to you, and poisoning your mind in such a manner as to destroy all your confidence, &c. in your Employers, and if they do not immediately succeed in worrying you away—will take care that you have no comfort while you stay :—Be most cautious of those who profess most : not only, beware of believing such honey-tongued folks, but beware as much, of betraying your suspicions of them—for that will set fire to the train at once, and of a doubtful Friend, make a determined Enemy.

If you are a good Cook, and strictly do your duty—you will soon become a favourite domestic—but never boast of the approbation of your Employers, for in proportion as they think you rise in their estimation—you will excite all the tricks, that Envy, Hatred, Malice, and all Uncharitableness, can suggest to your fellow-servants ;—every one of whom, if less sober, honest, or industrious, or less favoured than Yourself,—will be your Enemy.

While we warn you against making others your Enemy, take care that you do not Yourself become your own and greatest Enemy.—

* A Chapter of Advice to Cooks will, we hope, be found as useful as it is original : all we have on this subject in the works of our predecessors, is the following : “ I shall strongly recommend to all Cooks of either sex, to keep their stomachs free from strong liquors till *after* Dinner, and their Noses from snuff.”—*Vide CLERMONT'S Professed Cook*, p. 30 8vo. London, 1776.

"Favourites are never in greater danger of falling, than when in the greatest favour"—which often begets a careless inattention to the commands of their employers, and insolent overbearance to their equals, a gradual neglect of duty, and a corresponding forfeiture of that *Regard*—*which can only be preserved by the means which created it.*

"Those arts by which at first you gain it,
You still must practise to maintain it."

If your Employers are so pleased with your conduct as to treat you as a friend rather than a servant—do not let their kindness excite your self-conceit, so as to make you for a moment forget you are one. Condescension, even to a proverb, produces Contempt in inconsiderate minds, and to such, the very means which Benevolence takes to cherish attention to duty, becomes the cause of the evil it is intended to prevent.

To be an agreeable Companion in the Kitchen, without compromising your duty to your Patrons in the Parlour, requires no small portion of good sense and good nature—in a word, you must "*Do as you would be done by.*"

ACT FOR, AND SPEAK OF EVERY BODY AS IF THEY WERE PRESENT.

We hope the Culinary Student who peruses these pages will be above adopting the common, mean, and ever unsuccessful way of "holding with the Hare, and running with the Hounds,"—of currying favour with fellow-servants by flattering them, and ridiculing the Mistress when in the Kitchen, and then—prancing into the Parlour and purring about her, and making opportunities to display all the little faults you can find (*or invent*) that will tell well against those in the Kitchen—assuring them, on your return,—that they were *praised*, for whatever you heard them *blamed*,—and so, excite them to run more extremely into any little error which you think will be most displeasing to their Employers—watching an opportunity to pour your poisonous lies into their unsuspecting ears, when there is no third person to bear witness of your Iniquity—making your Victims believe, it is all out of your *sincere regard* for them—assuring them (as Betty says in the *Man of the World*), "That indeed you are no busybody that loves fending nor proving, but hate all tattling and tattling, and gossiping and back-biting," &c. &c.

Depend upon it, if you hear your fellow-servant speak disrespectfully of a Master or a Mistress with whom they have lived some time—it is a sure sign that they have some sinister scheme against yourself—if *they have not been well treated why have they stayed?*

"There is nothing more detestable than defamation—I have no scruple to rank a Slanderer with a Murderer or an Assassin.—Those who assault the reputation of their Benefactors—and 'rob you of that which nought enriches them'—would destroy your Life, if they could do it with equal impunity."

"If you hope to gain the respect and esteem of others, and the approbation of your own Heart—be respectful and faithful to your Superiors; obliging and good-natured to your Fellow-servants—

and charitable to all." You cannot be too careful to cultivate a Meek and Gentle Disposition—you will find the benefit of it every day of your life ;—to promote peace and harmony around you, will not only render you a general Favourite with your fellow-servants, —but will make you happy in Yourself.

" Let your *Character* be remarkable for Industry and Moderation—your *Manners* and Deportment, for modesty and humility—your *Dress* distinguished for simplicity, frugality, and neatness. A dressy servant is a disgrace to a house—and renders her employers as ridiculous as she does herself. If you outshine your companions in finery, you will inevitably excite their Envy, and make them your enemies."

" Do every thing at the proper time."

" Keep every thing in its proper place."

" Use every thing for its proper purpose."

The importance of these Three Rules must be evident to all who will consider how much easier it is to return any thing when done with to its proper place, than it is to find it when mislaid—and it is as easy to put things in one place as in another.

Keep your Kitchen and Furniture as Clean and Neat as possible—which will then be an ornament to it—a Comfort to your fellow-servants, and a Credit to yourself. Moreover, good Housewifery is the best recommendation to a good Husband, and engages men to honourable attachment to you—she who is a tidy servant gives promise of being a careful Wife.

Giving away Victuals.

GIVING away any thing without consent or privity of your Master or Mistress, is a liberty you must not take ;—Charity and compassion for the wants of our fellow-creatures are very amiable virtues, but they are not to be indulged at the expense of your own Honesty, and other people's property.

When you find that there is any thing to spare, and that it is in danger of being spoiled by being kept too long,—it is very commendable in you to ask leave to dispose of it while it is fit for Christians to eat: If such permission is refused, the sin does not lie at your door. But you must on no account bestow the least morsel in contradiction to the will of those to whom it belongs.

" Never think any part of your business too trifling to be well done."

" Eagerly embrace every opportunity of learning any thing which may be useful to yourself—or of doing any thing which may benefit others."—DALLAWAY'S *Servant's Monitor*, 1815, p. 165, &c. a work well worth the perusal of Young Housekeepers and Servants.

Do not throw yourself out of a good place for a slight affront. " Come when you are called, and do what you are bid." Place yourself in your Mistress's situation,—and consider—what you would expect from her, if she were in yours, and serve, reverence, and obey her accordingly.

Although there may be "more places than parish-churches,"—it is not very easy to find many more Good ones.—

"A Rolling stone never gathers Moss."

"Honesty is the best Policy."

"A still tongue makes a Wise head."

Saucy Answers are highly aggravating, and answer no good purpose.

Let your master or mistress scold ever so much, or be ever so unreasonable ;—as "a soft answer turneth away wrath"—"so will SILENCE—be the best a Servant can make."

One Rude Answer,—extorted perhaps by harsh words, or unmerited censure, has cost many a servant the loss of a good place, or the total forfeiture of a regard which had been growing for years.

"If your Employers are hasty, and have scolded without reason—bear it patiently—they will soon see their error, and not be happy till they make you amends. Muttering on leaving the room, or slamming the door after you, is as bad as an impertinent reply—it is, in fact, showing that you would be impertinent if you dared."

A faithful Servant will not only never speak disrespectfully to her Employers, but will not hear disrespectful words said of them."—TRUSLER'S *Domestic Management*, pp. 12, 17, &c.

Apply direct to your Employers, and beg of them to explain to you, as fully as possible, how they like their Victuals dressed—whether much—or little done.*

Of what complexion they wish the ROASTS, of a gold colour, or well browned, and if they like them frothed?

Do they like SOUPS and SAUCES thick or thin, or white or brown, clean or full in the mouth? What Accompaniments they are partial to?

What Flavours they fancy? especially of SPICE and HERBS:

"Namque coquus domini debet habere gulam."—MARTIAL.

It is impossible that the most Accomplished Cook can please their palates, till she has learned their particular taste—this, it will hardly be expected, she can hit exactly the first time; however, the hints we have here given, and in the 7th and 8th Chapter of the Rudiments of Cookery, will very much facilitate the ascertainment of this Main Chance of getting into their favour.

Be extremely cautious of Seasoning High,—leave it to the Eaters to add the piquante condiments, according to their own palate and fancy: for this purpose, "THE MAGAZINE OF TASTE" or "*Sauce-box*," (390) will be found an invaluable acquisition: its contents will instantaneously produce any flavour that may be desired.

"De gustibus non est disputandum."

Tastes are as different as faces; and without a most attentive observation of the directions given by her Employers, the most experienced Cook will never be esteemed a profound Palatician.

It will not go far to pacify the rage of a ravenous *Gourmand*, who likes his Chops broiled brown (and done enough, so that they can appear at table decently, and not blush when they are cut,) to be told that some of the Customers at Dolly's Chop-house choose to

* Meat that is not to be cut till it is Cold, must be thoroughly done, especially in summer.

have them only half-done, and that this is the best way of eating them.

We all think *that is the best way which We relish best*, and which agrees best with our Stomach; in this, Reason and Fashion, all-powerful as they are on most occasions, yield to the imperative caprice of the Palate.

Chacun a son Gout.

"The IRISHMAN loves *Usquebaugh*, the SCOT loves Ale call'd *Blue-Cap*,—The WELCHMAN he loves *Toasted Cheese*, and makes his mouth like a Mouse-trap."

Our ITALIAN neighbours regale themselves with *Macaroni* and *Parmesan*, and eat some things which we call *Carrion*.—Vide RAY'S *Travels*, pp. 362 and 406.

Whilst the ENGLISHMAN boasts of his *Roast Beef*, *Plum Pudding*, and *Porter*—

The FRENCHMAN feeds on his favourite *Frog* and *Soupe-maigre*—

The TARTAR feasts on *Horse-flesh*.

The CHINAMAN on *Dogs*—

The GREENLANDER preys on *Garbage* and *Train Oil*, and each "blesses his Stars, and thinks it *Luxury*." What at one time or place is considered as beautiful, fragrant and savoury, at another—is regarded as deformed and disgusting.*

"Ask a *Toad* what is *Beauty*, the supremely beautiful, the TO KAAON! He will tell you it is *my Wife*,—with two large eyes projecting out of her little head, a broad and flat neck, yellow belly, and dark brown back. With a *Guinea Negro*, it is a greasy black skin, hollow eyes, and a flat nose. Put the question to the *Devil*, and he will tell you that *BEAUTY* is a pair of Horns, four Claws, and a Tail."—VOLTAIRE'S *Philos. Dict.* 8vo, p. 32.

"*Assafœtida* was called by the Ancients 'FOOD FOR THE GODS,' The Persians, Indians, and other Eastern people, now eat it in Sauces, and call it by that name: the Germans call it *Devil's Dung*."—Vide POMET on *Drugs*.

Garlic and Clove, or Allspice, combined in certain proportions, produce a flavour very similar to *Assafœtida*.

The organ of Taste is more rarely found in perfection, and is sooner spoiled by the operations of Time, excessive use, &c. than either of our other senses.

There are as various degrees of sensibility of Palate, as there are of gradations of perfection in the Eyes and Ears of Painters and Musicians: after all the pains which the Editor has taken to explain the Harmony of subtle relishes, unless nature has given the Organ of Taste in a due degree, this book will, alas! no more make an OSBORN†—than it can a REYNOLDS—or an ARNE, or a SHIELD.

Where nature has been most bountiful of this faculty, its sensibility is so easily blunted by a variety of unavoidable circumstances, that the Tongue is very seldom in the highest condition for appreciating delicate flavours, or accurately estimating the relative force

* See Chapter xv. "*Chaque Pays, chaque Coutume*."—*Cours Gastronomique*, 8vo. 1809, p. 162.

† Cook to SIR JOSEPH BANKS, Bart., late President of the Royal Society.

of the various materials the Cook employs in the composition of an harmonious relish;—Cooks express this refinement of Combination by saying, a well-finished *Ragoût* “tastes of every thing, and tastes of nothing:” (this is “*kitchen gibberish*” for a Sauce in which the component parts are well proportioned.)

However delicately sensitive nature may have formed the organs of Taste,—it is only during those few happy moments that they are perfectly awake, and in perfect good humour—(alas! how very seldom they are!) that the most accomplished and experienced Cook has a chance of working with any degree of certainty without the auxiliary tests of the balance and the measure: by the help of these, when you are once right, it is your own fault if you are ever otherwise.

The sense of Taste depends much on the health of the Individual, and is hardly ever for a single hour in the same state,—such is the extremely intimate sympathy between the Stomach and the Tongue, that in proportion as the former is Empty,* the latter is acute and sensitive: this is the cause that “good appetite is the best Sauce”—and that the dish we find savoury at *Luncheon* is insipid at *Dinner*, and at *Supper* quite tasteless.

To taste any thing in perfection, the Tongue must be moistened, or the substance applied to it contain moisture—the nervous papillæ which constitute this sense are roused to still more lively sensibility by Salt—Sugar—Aromatics, &c.

If the Palate becomes dull by repeated tasting, one of the best ways of refreshing it—is to masticate an Apple, or to wash your mouth well with milk.

The incessant Exercise of Tasting, which a Cook is obliged to submit to during the Education of her Tongue, frequently impairs the very faculty she is trying to improve. “’Tis true—’tis pity—and pity ’tis,” (says a *grand Gourmand*), “’tis true,—her too anxious perseverance to penetrate the mysteries of Palatics may diminish the *tact*, exhaust the power, and destroy the *Index*, without which all her labour is in vain.”

Therefore a sagacious Cook, instead of idly and wantonly wasting the excitability of her Palate—on the sensibility of which her reputation and fortune depends, when she has ascertained the relative strength of the flavour of the various ingredients she employs, will call in the Balance and the Measure to do the ordinary business, and endeavour to preserve her Organ of Taste with the utmost care, that it may be a faithful Oracle to refer to on grand occasions, and new Compositions,†—of these an ingenious Cook may form as end-

* “Son Dîner sera toujours une pièce en trois actes, où la gradation de saveurs suivra celle qu’Aristote prescrit pour l’intérêt théâtral.”

† “Il faut préparer avec art les jouissances du gourmand; *Le Premier service doit être doux et peu épicé*; c’est l’acte d’exposition: *Le Second*—plus intéressant, plus relevé: *Le Troisième*, appeler ensuite à son secours le sucre et l’ambroisie, s’armer des brûlans aromates, des spiritueux volatiles, et tempérer de temps en temps leur énergie par la fraîcheur des fruits savoureux.”—*Cours Gastronomique*, pp. 67, 312.

† “The diversities of Taste are so many and so considerable, that it seemeth strange to see the matter treated of both by Philosophers and Physicians with so much scantiness and defect: for the subject is not barren, but yieldeth much and pleasant variety, and doth also appear to be of great importance.”—From *D^r GREW’S Anat. of Plants*, fol. 1682, p. 286. The Doctor enumerates sixteen

less a variety, as a Musician with his seven notes, or a Painter with his colours:—read Chapters 7 and 8 of the Rudiments of Cookery.

Receive as *the highest testimonies* of your Employers' regard whatever observations they may make on your work—such admonitions are the most *unequivocal proofs* of their desire to make you thoroughly understand their taste, and their wish to retain you in their service—or they would not take the trouble to teach you.

Enter into all their plans of Economy,* and endeavour to make the most of every thing, as well for your own honour as your master's profit, and you will find that whatever care you take for his profit will be for your own: take care that the Meat which is to make its appearance again in the Parlour is handsomely cut with a sharp knife, and put on a clean dish—take care of the *Gravy* (see 234) which is left, it will save many pounds of Meat in making sauce for *Hashes, Poultry*, and many little dishes.

MANY THINGS MAY BE RE-DRESSED in a different form from that in which they were first served, and improve the appearance of the table without increasing the expense of it.

COLD FISH,—Soles—Cod—Whittings—Smelts, &c. may be cut into bits, and put into Escallop Shells—with cold Oyster, Lobster, or Shrimp Sauce, and bread crumbled, and put into a Dutch Oven, and browned like Scalloped Oysters. (179.)

The best way TO WARM COLD MEAT is to sprinkle the joint over with a little salt, and put it in a DUTCH OVEN, at some distance before a gentle fire, that it may warm gradually; watch it carefully, and keep turning it till it is quite hot and brown; it will take from twenty minutes to three quarters of an hour, according to its thickness; serve it up with Gravy;—this is much better than Hashing it, and by doing it nicely a Cook will get great credit. POULTRY (449); FRIED FISH (see 141), &c. may be re-dressed in this way.

Take care of the *Liquor* you have boiled Poultry or Meat in; in five minutes you may make it into EXCELLENT SOUP—(see *Obs.* to 530 and 211, 5), and the 7th Chapter of the Rudiments of Cookery.

No good Housewife has any pretensions to *Rational Economy* who boils Animal Food without converting the Broth into some sort of Soup.

simple tastes: however, it is difficult to define more than six. 1. *Bitter* as Wormwood. 2. *Sweet* as Sugar. 3. *Sour* as Vinegar. 4. *Salt* as Brine. 5. *Cold* as Ice. 6. *Hot* as Brandy. “Compound tastes, innumerable, may be formed by the combination of these simple tastes—as words are of letters.”—See also *Phil. Trans.* vol. xv. p. 1025.

“Si l'association de certaines couleurs plaisent à l'œil, tandis que d'autres choquent la vue, de même, certaines saveurs mariées ensemble flattent le goût, tandis que d'autres répugnent au palais: ainsi le jaune et le violet, le vert avec le rose, font un effet agréable; le bleu perd sa nuance quand il est mis sur du vert: ainsi le sucre s'allie très bien avec les alimens doux, acides, ou amers; mais il ne peut s'associer avec les substances salées: on doit donc étudier ces convenances. Je vais plus loin; il faut savoir que dans la bouche, les organes du goût, distribués sur différens points, ne sont pas tous affectés par les mêmes saveurs. Le piment, par exemple, pique principalement les bords latéraux de la langue; la canelle stimule spécialement le bout de ce même muscle; le poivre fait sentir son ardeur sur le milieu, les amers dans le fond de la bouche, les spiritueux au palais et sur les joues; il est même des substances qui ne sont sapides que dans le gosier, et d'autres dans l'estomac.”—*Cours Gastronomique*, p. 65.

* “I am persuaded that no Servant ever saved her Master Sixpence, but she found it in the end in her Pocket.”—TRUSLER'S *Domestic Management*, p. 11.

However highly the uninitiated in the mystery of Soup-making may elevate the external appendage of his Olfactory Organ at the mention of "POT LIQUOR," if he tastes (5, or 203, 530), he will be as delighted with it as a Frenchman is with "*Potage a la Camerani*," of which it is said "a single spoonful will lap the Palate in Elysium; and while one drop of it remains on the tongue, each other sense is eclipsed by the voluptuous thrilling of the Lingual nerves!!"

BROTH OF FRAGMENTS.—When you dress a large dinner you may make *good Broth, or Portable Soup* (227), at *very small cost*, by taking care of all the trimmings and parings of the meat, game, and poultry you are going to use; wash them well, and put them into a stewpan, with as much cold water as will cover them; set your stewpan on a hot fire; when it boils take off all the scum, and set it on again to simmer gently: put in two carrots, two turnips, a large onion, three blades of pounded mace, and a head of celery; some mushroom parings will be a great addition. Let it continue to simmer gently four or five hours; strain it through a sieve into a clean basin. This will save a great deal of expense in buying Gravy-Meat.

Have the DUST, &c. removed regularly once in a fortnight, and have your KITCHEN CHIMNEY swept once a month;—many good Dinners have been spoiled, and many houses burnt down, by the soot falling:—the best security against this, is for the Cook to have a long birch-broom, and every morning brush down all the soot within reach of it.—Give notice to your employers when the contents of your COAL-CELLAR are diminished to a chaldron.

It will be to little purpose to procure good Provisions, unless you have proper utensils* to prepare them in: the most expert artist cannot perform his work in a perfect manner without proper instruments:—you cannot have neat work without nice tools, nor can you dress Victuals well without an apparatus appropriate to the work required. See 1st page of Chapter 7 of the Rudiments of Cookery.

In those houses where the Cook enjoys the confidence of her employer so much as to be intrusted with the care of the store-room, which is not very common, she *will keep an exact account of every thing as it comes in*, and insist upon the *weight and price* being fixed to every article she purchases—and occasionally—will (and it may not be amiss jocosely to drop a hint to those who supply them that she does) *re-weigh* them, for her own satisfaction, as well as that of her employer, and will not trust the key of this room to any one; she will also keep an account of every thing she takes from it, and manage with as much consideration and frugality as if it were her own property she was using, endeavouring to disprove the adage, that "PLENTY makes Waste," and remembering that "wilful waste makes woful want."

The honesty of a Cook must be above all suspicion: she must obtain, and (*in spite of the numberless Temptations, &c. that daily offer*

* "A Surgeon may as well attempt to make an incision with a pair of Shears, or open a vein with an Oyster-Knife, as a Cook pretend to dress a Dinner without proper Tools."—VERKALL'S *Cookery*, 8vo. 1759, p. 6.

to bend her from it), preserve a character of spotless Integrity and useful Industry,* remembering that it is the fair price of INDEPENDENCE, which all wish for, but none without it can hope for; *only a Fool or a Madman will be so silly or so crazy as to expect to reap where he has been too idle to sow.*

Very few modern-built Town-houses have a proper place to preserve provisions in—the best substitute is a HANGING SAFE, which you may contrive to suspend in an airy situation; and *when you order MEAT, POULTRY, or FISH, tell the Tradesman when you intend to dress it,*—he will then have it in his power to serve you with provision that will do him credit, which the finest Meat, &c. in the world will never do, unless it has been kept a proper time to be ripe and tender.

If you have a well-ventilated Larder in a shady, dry situation, you may make still surer, by ordering in your Meat and Poultry such a time before you want it as will render it tender, which the finest meat cannot be, unless hung a proper time (see 2d Chapter of the Rudiments of Cookery), according to the season, and nature of the meat, &c., but always, as “*les bons hommes de bouche de France*” say, till it is “*assez mortifiée.*”

Permitting this process to proceed to a certain degree renders Meat much more easy of solution in the Stomach, and *for those whose digestive faculties are delicate, it is of the utmost importance that it be attended to with the greatest nicety,*—for the most consummate skill in the Culinary preparation of it will not compensate for the want of attention to this. (Read *Obs.* to 69.) Meat that is *thoroughly Roasted, or Boiled,* eats much shorter and tenderer, and is in proportion more digestible, than that which is *under-done.*

You will be enabled to manage much better if your Employers will make out a BILL OF FARE FOR THE WEEK on the Saturday before—for example, for a Family of half a dozen—

Sunday ~~~~ Roast Beef (21), and My Pudding (516)

Monday ~~~~ Fowl (17, 58), what was left of My Pudding fried, and warmed in the Dutch oven.

Tuesday ~~~~ Calf's Head (11), Apple-Pie.

Wednesday ~~~~ Leg of Mutton (1), or (24.)

Thursday ~~~~ Do. broiled or hashed (402), or (399), Pancakes.

Friday ~~~~ Fish (141), Pudding (516.)

Saturday ~~~~ Fish, or Eggs and Bacon (551.)

* Many COOKS miss excellent opportunities of making themselves independent—by their idleness,—in refusing any place, however profitable, &c. if there is not a *Kitchen Maid* kept to wait upon them.

There are many Invalids who require a good Cook, and as (after reading this Book they will understand how much) their comfort and effective existence depends on their food being properly prepared, will willingly pay handsome wages—(who would not rather pay the Cook than the Doctor?)—but have so little work in the Kitchen that one person may do it all with the utmost ease, without injury to her health, which is not the case in a large family, where the poor Cook is roasting and stewing all day—and is often deprived of her rest at night. No artists have greater need to “*make Hay while the sun shines,*” and timely provide for the infirmities of Age. Who will hire a superannuated Servant? If she has saved nothing to support herself, she must crawl to the workhouse.

It is melancholy to find, that, according to the authority of a certain great French author—“Cooks, half stewed and half roasted, when unable to work any longer, generally retire to some unknown corner, and die in forlornness and want.”—BLACKWOOD'S *Edin. Mag.* vol. vii. p. 668.

It is an excellent plan to have *certain things on certain days*. When your Butcher or Poulterer knows what you will want, he has a better chance of doing his best for you; and never think of ordering BEEF FOR ROASTING except for Sunday.

When the Weather or Season is very unfavourable for keeping Meat, &c.*—give him the choice of sending that which is in the best order for dressing—*i. e.* either Ribs or Sirloin of Beef; or Leg, Loin, or Neck of Mutton, &c.

Meat in which you can detect the slightest trace of putrescency, has reached its highest degree of tenderness, and should be dressed without delay; but before this period, which in some kinds of meat is offensive, the due degree of inteneration may be ascertained, by its yielding readily to the pressure of the finger, and by its opposing little resistance to an attempt to bind the joint.

Although we strongly recommend that Animal Food should be hung up in the open air, till its fibres have lost some degree of their toughness—yet, let us be clearly understood also to warn you, that if kept till it loses its natural sweetness, it is as detrimental to health, as it is disagreeable to the Smell and Taste.

IN VERY COLD WEATHER—bring your Meat, Poultry, &c. into the kitchen, early in the morning—if you roast, boil, or stew it ever so gently and ever so long—if it be *frozen*—it will continue tough and unchewable.

Without very watchful attention to this, the most skilful Cook in the world will get no credit, be she ever so careful in the management of her Spit or her Stewpan.

The time Meat should hang to be tender—depends on the heat and humidity of the air: if it is not kept long enough, it is hard and tough;—if too long, it loses its flavour:—it should be hung where it will have a thorough air, and be dried with a cloth, night and morning, to keep it from damp and mustiness.

Before you dress it, wash it well,—if it is roasting Beef, *pare off the Outside*.

If you fear Meat,† &c. will not keep till the time it is wanted,—*par-roast* or *par-boil* it,—it will then keep a couple of days longer,

* “The season of the year has considerable influence on the quality of Butcher meat—depending upon the more or less plentiful supply of Food, upon the periodical change which takes place in the body of the Animal, and upon temperature. The flesh of most full-grown Quadrupeds is in highest season during the first months of Winter, after having enjoyed the advantage of the abundance of fresh summer food. Its flavour then begins to be injured by the turnips, &c. given as winter food; and in Spring it gets lean from deficiency of food. Although Beef and Mutton are never absolutely out of season, or not fit for the table, they are best in November, December, and January. Pork is absolutely bad, except during the Winter.”—*Supp. to the Edin. Ency. Brit.* p. 328.

† “LARDERS, PANTRIES, and SAFES—must be sheltered from the Sun, and otherwise removed from the heat; be dry, and, if possible, have a current of dry cool air continually passing through them.

“The freezing temperature, *i. e.* 32 degrees of Fahrenheit, is a perfect preservative from putrefaction—warm, moist, muggy weather is the worst for keeping meat. The south wind is especially unfavourable, and lightning is quickly destructive; but the greatest Enemy you have to encounter is the Flesh-fly, which becomes troublesome about the month of May, and continues so till towards Michaelmas.—For further *Obs.* on this subject, see “*The Experienced Butcher*,” p. 160.

when it may be dressed in the usual way, only it will be done in rather less time.

"In Germany, the method of keeping flesh in summer is to steep it in Rhenish Wine with a little sea-salt; by which means it may be preserved a whole season."—BOERHAAVE'S *Academical Lectures*, translated by J. Nathen, 8vo. 1763, p. 241.

The Cook and the Butcher as often lose their credit, by Meat being dressed too fresh, as the Fishmonger does by fish that has been kept too long.

Dr. Franklin in his philosophical experiments tells us, that if Game or Poultry be killed by ELECTRICITY it will become tender in the twinkling of an eye, and if it be dressed immediately, will be delicately tender.

During the sultry SUMMER MONTHS, it is almost impossible to procure meat that is not either tough—or tainted—the former is as improper as the latter for the unbraced stomachs of relaxed Valetudinarians, for whom, at this season, Poultry, Stews, &c. and Vegetable Soups, are the most suitable food, when the digestive organs are debilitated by the extreme heat, and profuse perspiration requires an increase of liquid to restore equilibrium in the constitution.

I have taken much more pains than any of my predecessors, to teach the young Cook how to perform, in the best manner, the common business of her profession;—being well grounded in the RUDIMENTS OF COOKERY, she will be able to execute the orders that are given her, with ease to herself, and satisfaction to her employers, and send up a delicious dinner, with half the usual Expense and Trouble.

I have endeavoured to lessen the labour of those who wish to be thoroughly acquainted with their profession; and an attentive perusal of the following pages will save them much of the irksome drudgery attending an apprenticeship at the Stove: an ordeal so severe, that few pass it without irreparable injury to their Health;* and many lose their lives before they learn their business.

To encourage the best performance of the machinery of mastication, the Cook must take care that her dinner is not only well cooked—but that each dish be sent to table with its proper accompaniments, in the neatest and most elegant manner.

Remember, to excite the good opinion of the *Eye* is the first step towards awakening the *Appetite*.

Decoration is much more rationally employed in rendering a wholesome nutritious dish inviting, than in the elaborate embellishments which are crowded about Trifles and Custards.

Endeavour to avoid over-dressing Roasts and Boils, &c. and over-seasoning Soups and Sauces with Salt, Pepper, &c.—it is a fault which cannot be mended.

If your Roasts, &c. are a little under-done; with the assistance of

* "Buy it with health, strength, and resolution,
And pay for it, a robust constitution."

Preface to the Cook's Cookery, 1758.

See the preface to "*The Cook's Cookery*," p. 9. This work, which is very scarce, was, we believe, written to develop the mistakes in what He calls "the Thousand Errors," i. e. "*The Lady's Cookery*," i. e. Mrs. Glasse's, i. e. Sir John Hill's.

the Stewpan, the Gridiron or the Dutch Oven, you may soon rectify the mistake made with the Spit or the Pot.

If *over-done*, the best juices of the Meat are evaporated ; it will serve merely to distend the Stomach, and if the sensation of Hunger be removed, it is at the price of an Indigestion.

The chief business of Cookery is to render food easy of Digestion, and to facilitate Nutrition. This is most completely accomplished by Plain Cookery in perfection—*i. e.* neither *over-* nor *under-done*.

With all your care, you will not get much credit by Cooking to perfection, if more than *One Dish goes to table at a time*.

To be eaten in perfection, the interval between Meat being taken out of the Stewpan, and its being put into the Mouth, must be as short as possible ; but Ceremony, that most formidable enemy to good Cheer, too often decrees it otherwise, and the Guests seldom get a bit of an "*Entremets*" till it is half cold. (See 400).

So much time is often lost in placing every thing in Apple-pie order, that long before Dinner is announced, all becomes lukewarm ; and to complete the mortification of the *grand Gourmand*, his meat is put on a sheet of ice in the shape of a Plate, which instantly converts the Gravy into Jelly, and the Fat into a something which puzzles his teeth and the roof of his Mouth, as much as if he had Birdlime to masticate.—A complete *Meat-Skreen* will answer the purpose of a *Hot closet*, *plate-warmer*, &c.—See Index.

It will save you infinite trouble and anxiety, if you can prevail on your employers to use the "*SAUCE-BOX*," (No. 390), hereinafter described in the chapter of Sauces. With the help of this "*MAGAZINE OF TASTE*," every one in company may flavour their Soup and Sauce, and adjust the vibrations of their Palate, exactly to their own Fancy ; but if the Cook give a decidedly predominant and *piquant goût* to a dish, to tickle the tongues of two or three visitors, whose taste she knows, she may thereby make the dinner disgusting to all the other guests.

Never undertake more work than you are quite certain you can do well ; if you are ordered to prepare a larger Dinner than you think you can send up with ease and neatness, or to dress any dish that you are not acquainted with, rather than run any risk in spoiling any thing—(by one fault you may perhaps lose all your credit)—request your employers to let you have some help. They may acquit you for pleading guilty of inability ; but if you make an attempt and fail, will vote it a capital offence.

If your Mistress professes to understand Cookery, your best way will be to follow her directions : if you wish to please her, let her have the praise of all that is right, and cheerfully bear the blame of any thing that is wrong ; only advise that all *NEW DISHES* may be first tried when the Family dine alone—when there is Company, never attempt to dress any thing which you have not ascertained that you can do perfectly well.

Do not trust any part of your work to others without carefully overlooking them ; whatever faults they commit you will be censured for : —if you have forgotten any article which is indispensable for the

day's dinner, request your employers to send one of the other servants for it. The Cook must never quit her Post till her work is entirely finished.

It requires the utmost skill and contrivance to have all things done as they should be, and all done together—at *that critical moment when the Dinner-Bell sounds*—"to the Banquet."

"A feast must be without a fault ;
And if 'tis not all right, 'tis naught."

But

"Good nature will some failings overlook,
Forgive mischance, not errors of the Cook ;
As, if no salt is thrown about the dish,
Or nice crisp'd parsley scatter'd on the fish—
Shall we in Passion from our Dinner fly,
And hopes of pardon to the Cook deny,
For things which Mrs. GLASSE herself might oversee,
And all mankind commit as well as she?"

Vide KING's *Art of Cookery*.

Such is the endless variety of culinary preparations, it would be as vain and fruitless a search as that for the Philosopher's Stone, to expect to find a Cook who is quite perfect in all the operations of the Spit, the Stew-pan, and the Rolling-pin ; you will as soon find a Watchmaker, who can make, put together, and regulate every part of a Watch.

"The Universe—cannot produce a Cook who knows how to do every branch of Cookery well, be his Genius as great as possible."—Vide the *Cook's Cookery*, 8vo. page 40.

THE BEST RULE FOR MARKETING is to *pay* READY MONEY for every thing, and to deal with the most respectable Tradesmen in your neighbourhood.

If you leave it to their integrity to supply you with a good article, at the fair market price, you will be supplied with better Provisions, and at as reasonable a rate as those *Bargain-hunters* who trot "*around around around about*" a market till they are trapped to buy some *unchewable* old Poultry—*tough* Tup-Mutton—*stringy* Cow Beef—or *stale* Fish*—at a very little less than the price of prime and proper food :—with *savings* like these they toddle home in triumph, cackling all the way, like a goose that has got ankle-deep into good-luck.

All the skill of the most accomplished Cook will avail nothing, unless she is furnished with PRIME PROVISIONS. The best way to procure these is to deal with shops of established character : you may appear to pay, perhaps, Ten *per cent.* more than you would were you to deal with those who pretend to sell cheap, but you would be much more than in that proportion better served.

Every trade has its tricks and deceptions—those who follow them can deceive you if they please, and they are too apt to do so, if you provoke the exercise of their over-reaching talent.†

* See the MARKETING TABLES, page 65 of this work.

† "He who will not be cheated a *little* must be content to be abused a *great deal* ; the first lesson in the art of comfortable Economy, is to learn to submit

Challenge them to a game at "*Catch who can*" by entirely relying on your own judgment; and you will soon find nothing but very long experience can make you equal to the combat of marketing to the utmost advantage.

Before you go to Market, look over your Larder, and consider well what things are wanting—especially on a Saturday. No well-regulated family can suffer a disorderly Caterer to be jumping in and out to the Chandler's Shop on a Sunday morning.

Give your directions to your assistants, and begin your business early in the Morning, or it will be impossible to have the Dinner ready at the time it is ordered.

To be half an hour after the time is such a frequent fault, that there is the more merit in being ready at the appointed hour. This is a difficult task, and in the best-regulated family you can only be sure of your time by proper arrangements.

With all our love of punctuality, we must not forget that the first consideration must still be, that the Dinner "be well done when 'tis done."

If any Accident occurs to any part of the Dinner—or if you are likely to be prevented sending the Soup, &c. to the table at the moment it is expected, send up a message to your employers, stating the circumstance, and bespeak their patience for as many minutes as you think it will take to be ready. This is better than either keeping the Company waiting without an apology, or dishing your Dinner before it is done enough, or sending any thing to table which is disgusting to the Stomachs of the guests at the first appearance of it.

Those who desire regularity in the service of their table, should have a DIAL of about twelve inches diameter, placed over the Kitchen fire-place, carefully regulated, to keep time exactly with the clock in the hall or Dining-parlour; with a frame on one side, containing a TASTE TABLE of the peculiarities of the master's palate, and the particular rules and orders of his Kitchen; and, on the other side, of the REWARDS given to those who attend to them, and for long and faithful service.

In small Families, where a Dinner is seldom given—a great deal of preparation is required, and the preceding day must be devoted to the business of the Kitchen.

On these occasions a *Char-woman* is often employed to do the dirty work. Ignorant persons often hinder you more than they help you: we advise a *Cook* to be hired to assist to dress the Dinner—this would be very little more expense, and the work got through with much more comfort in the Kitchen and credit to the Parlour.

cheerfully to be imposed upon in due proportion to your situation and circumstances; if you do not, you will continually be in hot water.

"If you think a tradesman has imposed upon you, never use a second word, if the first will not do, nor drop the least hint of an imposition; the only method to induce him to make an abatement is the hope of future favours—pay the demand, and deal with the Gentleman no more; but do not let him see that you are displeased, or as soon as you are out of sight, your Reputation will suffer as much as your pocket has."—TRUSLER'S *Way to be Rich*, 8vo. 1776, p. 85.

When you have A VERY LARGE ENTERTAINMENT to prepare, get your SOUPS and SAUCES, FORCEMEATS, &c. ready the day before, and read the 7th Chapter of our *Rudiments of Cookery*:—many MADE DISHES may also be prepared the day before they are to go to table; but do not dress them *quite enough* the first day, that they may not be *over-done* by warming up again.

Prepare every thing you can the day before the Dinner, and order every thing else to be sent in early in the Morning; if the tradesmen forget it, it will allow you time to send for it.

The PASTRY, JELLIES, &c. you may prepare while the Broths are doing; then truss your Game and Poultry,—and shape your Collops, Cutlets, &c.—and *trim them neatly,—cut away all Flaps and Gristles, &c.* *Nothing should appear on table but what has indisputable pretensions to be eaten!*

Put your MADE DISHES in plates, and arrange them upon the dresser in regular order: next, see that your Roasts and Boils are all nicely trimmed, trussed, &c. and quite ready for the Spit or Pot.

Have your VEGETABLES neatly cut, pared, picked, and clean washed in the colander:—provide a tin dish, with partitions, to hold your fine herbs; Onions and Shallots, Parsley, Thyme, Tarragon, Chervil, and Burnet, minced *very fine*, and Lemon-peel grated, or cut thin, and chopped very small—Pepper and Salt ready mixed, and your Spice-box, and Salt-cellar always ready for action,—that every thing you may want may be at hand for your Stove-work, and not be scampering about the kitchen in a whirlpool of confusion, hunting after these trifles while the Dinner is waiting.

In one drawer under your SPICE-BOX keep, ready ground, in well-stopped Bottles, the several spices separate; and also that mixture of them which is called “*Ragoût Powder*” (384 or 388);—in another, keep your dried and powdered Sweet, Savoury, and Soup Herbs, &c. and a set of weights and scales:—you may have a third drawer, containing Flavouring Essences, &c. an invaluable auxiliary in finishing soups and sauces; (see the account of the “*MAGAZINE OF TASTE*,” or “*SAUCE-BOX*,” 390).

Have also ready some THICKENING, made of the best white flour sifted, mixed with soft water with a wooden spoon till it is the consistence of thick batter,—a bottle of plain BROWNING (283), some strained Lemon-juice, and some good Glaze, or PORTABLE Soup (227).

“*Nothing can be done in perfection which must be done in a hurry:*” *—therefore, if you wish the dinner to be sent up to please your Master and Mistress, and do credit to yourself, be punctual;—take care that as soon as the *Clock Strikes*, the *Dinner-Bell Rings*:—this shews the establishment to be orderly, is extremely gratifying to the Master and his Guests, and is most praiseworthy in the Attendants.

But remember, you cannot obtain this desirable reputation without good management in every respect;—if you wish to ensure Ease and Independence in the latter part of your life, you must not be unwilling to pay the price for which only they can be ob-

* Says TOM THRIFTY “*except catching of Fleas.*”—See T. T.’s *Essay on Early Rising*.

tained,—and earn them by a *diligent and faithful** performance of the duties of your station in your young days, which, if you steadily persevere in, you may depend upon ultimately receiving the reward your services deserve.

All Duties are reciprocal ; and if you hope to receive favour endeavour to deserve it by shewing yourself fond of obliging, and grateful when obliged—such Behaviour will win regard, and maintain it ; enforce what is right, and excuse what is wrong.

Quiet steady Perseverance is the only spring which you can safely depend upon for infallibly promoting your progress on the road to *Independence*.

If your employers do not immediately appear to be sensible of your endeavours to contribute your utmost to their comfort and interest, be not easily discouraged ;—*Persevere*, and do all in your power to MAKE YOURSELF USEFUL.

Endeavour to promote the Comfort of every Individual in the Family—let it be manifest that you are desirous to do rather more than is required of you, than less than your duty—they merit little who perform merely what would be exacted ;—if you are desired to help in any business which may not strictly belong to your department—undertake it Cheerfully, Patiently, and Conscientiously.

The foregoing advice has been written with an honest desire to augment the comfort of those in the Kitchen—who will soon find that the ever-cheering reflection of having done their duty to the utmost of their ability—is in itself, with a Christian spirit, a never-failing source of comfort in all circumstances and situations, and that

“ VIRTUE IS ITS OWN REWARD.”

* N. B. “ If you will take half the pains to deserve the regard of your Master and Mistress by being a *good and faithful Servant*, you take to be considered a *good fellow-servant*,—so many of you would not, in the decline of life, be left destitute of those comforts which age requires, nor have occasion to quote the saying that, ‘ service is no inheritance,’ unless your own misconduct makes it so.

“ The idea of being called a Tell-tale, has occasioned many good servants to shut their Eyes against the frauds of fellow-servants.

“ In the eye of the law, persons standing by and seeing a felony committed which they could have prevented, are held equally guilty with those committing it.”—Dr. TRUSLER’S *Domestic Management*, p. 12, and *Instructions to Servants*.

TABLE OF WEIGHTS AND MEASURES.

To reduce our Culinary Operations to as exact a certainty as the nature of the processes would admit of—we have, wherever it was needful, given the Quantities of each article.

THE WEIGHTS are *Avoirdupois*.

THE MEASURE,—the graduated glass of the Apothecaries; this appeared the most accurate and convenient;—*the Pint* being divided into sixteen ounces, *the Ounce* into eight drachms. A middling-sized *Tea-spoon* will contain about a Drachm;—four such *Tea-spoons* are equal to a middling-sized *Table-spoon*, or half an Ounce;—four *Table-spoons* to a common-sized *Wine-glass*.

The specific gravities of the various substances being so extremely different, we cannot offer any auxiliary standards* for the WEIGHTS, which we earnestly recommend the Cook to employ, if she wishes to gain credit for accuracy and uniformity in her business: these she will find it necessary to have as small as the quarter of a drachm *Avoirdupois*, which is equal to nearly seven grains Troy.

GLASS MEASURES (divided into *Tea* and *Table-spoons*), containing from Half an Ounce to Half a Pint,—may be had at HANCOCK and SHEPHERD'S GLASS SHOP, at Charing-Cross, and at PRICE'S, near Exeter 'Change, Strand; where also may be had,—the DOUBLE-HEADED PEPPER AND SPICE BOXES, with caps over the gratings. The superiority of these, by preserving the contents from the action of the air, must be sufficiently obvious to every one: *the fine aromatic flavour of Pepper is soon lost, from the bottles it is usually kept in not being well stopped*. Peppers are seldom ground or pounded sufficiently fine. (See N.B. to 310).

N.B. The TROUGH NUTMEG GRATERS made by Brooks, ironmonger, in Piccadilly (near Bond Street), are by far the best we have seen, especially for those who wish to grate fine, and fast.

Lloyd, furnishing ironmonger, Strand, near Norfolk Street, sells SPRINGS which weigh from an ounce to 20 pounds, for £1. 1s.

LLOYD'S BALANCE, which weighs from $\frac{1}{4}$ of a drachm to 20 pounds, is a very accurate and convenient machine for weighing.

* A large *Table-spoonful* of Flour weighs about half an Ounce.

MARKETING TABLES,

*Shewing the Seasons when MEAT—POULTRY—FISH—and
VEGETABLES—are BEST and CHEAPEST.*

MEAT.

The Prices were fixed (January 1, 1817) by an eminent Butcher, who sells an article of first-rate quality; and though the Price should vary, the relative value will be exhibited.

Weight of Meat before it was dressed.		Weight of Bone after being dressed.		BEEF.	
lb. oz.		lb. oz.		THE HIND QUARTER.	
13	0	1	8	1. Sir Loïn - - -	per lb. 0 9 Roasted.
20	0	4	0	2. Rump - - -	0 9 Steak to Broil, to Stew.
11	0	1	4	3. Edge-Bone - - -	0 6 Boiled.
13	12	1	8	4. Buttock or Round	0 7 Ditto, or Savoury Salted Beef.
				5. Mouse ditto - - -	0 6 For Alamode Beef.
				6. Veiny Piece - - -	0 7 Generally Baked or Salted.
11	0	1	8	7. Thick Flank - - -	0 6 - - - - Salted.
				8. Thin ditto - - -	0 6½ - - - - Ditto.
				9. Leg - - - - -	0 2½ Soup of, Stewed.
				THE FORE QUARTER.	
14	4	1	12	10. Fore Rib, 6 Ribs	per lb. 0 9 Roasted, Boned and Rolled.
				11. Middle do., 3 do.	0 7 Ditto.
				12. Chuck do., 3 do.	0 5 For making Gravy.
				13. Shoulder, or Leg of Mutton Piece }	0 6 For Steaks or Soup.
				14. Brisket - - - -	0 6 { For Stewing, or Haricot,— or Salted.
				15. Clod - - - -	0 4½ { Principally used for Beef Sausages
8	4	0	10	16. Neck, or Stick- ing Piece - }	0 3½ Ditto, or making Soup.
9	0	2	4	17. Shin - - - -	0 2½ { Excellent Scotch Barley Broth, and Stewed.
				18. The Head, 3s. 6d.	- - Soup of, Stewed; and,
				The Tail, 7d.	- - Ditto, ditto.
				The Heels - - - -	- - Boiled, Jelly of, Soup.

In the foregoing Table we have given the proportions of *Bone to Meat*,—the former not being weighed till cooked—by which, of course, its weight was considerably diminished.

These proportions differ in almost every Animal,—and from the different manner in which they are cut.

Those who pay the highest—do not always pay the *dearest* Price. In fact the Best Meat is the *cheapest*;—and those who treat a tradesman liberally, have a much better chance of being well served, than those who are for ever bargaining for the Market Penny. In dividing the Joints, there is always an opportunity of apportioning the Bones, Fat, Flaps, &c., so as to make up a variation of much more than a penny per pound in most pieces—and a Butcher will be happy to give the turn of his knife in favour of that Customer who cheerfully pays the fair price of the article he purchases:—have those who are unwilling to do so any reason to complain? Have they not invited such conduct?

The *Quality* of BUTCHER-MEAT varies quite as much as the *Price* of it—according to its age—how it has been fed—and especially how it has been treated the week before it has been killed. The following statements were sent to us by a very respectable Tradesman:—

BEEF is *best* and *cheapest* from Michaelmas to Midsummer. The Price, per pound, now varies from 4*d.* to 1*s.*

VEAL is *best* from March to July. The price varies according to the season and the supply—and the quality differs so much, that the same Joints now sell from 5*d.* to 11*d.* per pound.

MUTTON is *best* from Christmas to Midsummer—the difference in price between the worst and the best, is now from 5*d.* to 9*d.* per pound.

GRASS LAMB is *best* from Easter to June—HOUSED LAMB from Christmas to June.

POULTRY.

POULTRY.	Come into Season.	Continue.	Cheapest.
Chickens	{ Spring Chickens April	To be had all the year	November.
Poulards with eggs	March	Till June	December.
Fowls	{ Dearest in April, May, and June	To be had all the year	November.
Capons	Largest at Christmas	Ditto	{ October and November.
Green Geese	March	Till September	Ditto.
Geese	September	Till February	Ditto.
Turkey Poults	April	Till June	Ditto.
Turkeys	September	Till March	Ditto.
Ducklings	March	Till May	Ditto.
Ducks	June	Till February	Ditto.
Wild Ducks	September	Till ditto	{ December; but the flights are uncertain.
Widgeons			
Teal			
Plovers			
Larks	November	Till March	Ditto.
Wheatears	July	And during August	
Wild Pigeons	March	Till September	August.
Tame Ditto			

POULTRY.	Come into Season.	Continue.	Cheapest.
Tame Rabbits.....		All the year.....	November.
Wild ditto.....	June.....	Till February.....	
Sucking Pigs.....		All the year.....	
Leverets.....	March.....	Till September.....	
Hares.....	September.....		
Partridges.....	Ditto.....		
Pheasants.....	October.....		
Grouse.....	August.....		
Moor Game.....		Till March.....	
Woodcock Snipes..	November.....		

Cock's Combs, Fat Livers, Eggs, &c. are *dearest* in April and May, and *cheapest* in August.

FOWLS' HEADS may be had three for a penny,—a dozen will make a very good Pie, or *Soup*.

TURKEY HEADS, about a penny each.

DUCK GIBLETS, about three half-pence a set; four sets will make a *Tureen* of good *Soup* for sixpence.

OBS.—POULTRY is in greatest perfection when in greatest plenty.

The *Price* of it varies as much as the size and quality of it, and the supply at market,—and the demand for it.

It is generally *Dearest* from March to July, when the town is fullest,—and *Cheapest* about September, when the Game season commences, and the weather being colder, allows of its being brought from more distant parts, and the town becoming thin, there is less demand for it.

The above information will, we trust, be very acceptable to Economical Families,—who, from hearing the very high price Poultry sometimes costs, are deterred from ever inquiring about it,—in the cheap seasons we have noted, it is sometimes as cheap as Butcher-meat.

The Editor purchases his Poultry of Mr. HARRIS, Duke Street, Oxford Street.

FISH.

The PRICE OF FISH is as changeable as the position of the wind,—and entirely depends upon the supply.

You may purchase as much for one shilling to-day, as to-morrow you can get for two or three,—and may generally buy one sort of fish much cheaper than another.

For the following, and for several other observations on Fish, the Public are indebted to Mr. WILLIAM TUCKER, Fishmonger, Great Russell Street, Bloomsbury.

“ October 18, 1816.

“ SIR,—SEASONS OF FISH frequently will vary; the spawning time being governed, in some degree, by the heat or coldness of the season; and there may be a good Cod in the midst of summer,—or a good Turbot in the midst of winter. Attention to the *proper Seasons of Fish* is, however, very important, for many are absolutely poisonous when out of season—especially BARBEL,—SALMON—SKATE, &c., and occasion most frightful vomitings and purgings, &c.

“ There is no article so fluctuating in price as fish; the London market being supplied principally by water-carriage from all parts of the coast, the wind cannot be fair for all; the consequence then is, frequently, a great abundance of some sorts, and none, or little, of many others.

“ Persons send their servants to market, to get, perhaps a Turbot, or Cod's head and shoulders;—it very likely happens those articles are scarce and extravagant:—the servants have no other order, or perhaps will not take the trouble to get other orders, but order a turbot at 30s. or 40s.; whereas they might have

as good a dish of any other sort for half the money. In this case the tradesmen is frequently condemned as an extravagant fellow, when, perhaps, he gets nothing by selling it. It is people's own fault that they have fish at such an extravagant price: if masters or mistresses were to go to market themselves,—if one sort was dear, they could have another; or, if not convenient to go themselves, *desire the fishmonger to send a handsome dish, the most seasonable and reasonable, for so many persons.*"

VEGETABLES.

The Public residing in London, and other large Towns, are frequently, from want of regular information when the proper seasons arrive for Vegetables, put to much inconvenience in attending the Markets, making unnecessary inquiries, &c.

The following List, it is presumed, will afford much useful information to the Reader:—

<i>Names of Vegetables.</i>	<i>Earliest time for Forced.</i>	<i>Earliest Natural Growth.</i>	<i>When cheapest.</i>
Artichokes - - - - -	- - - - -	July on to October - -	September.
Ditto Jerusalem - - - - -	- - - - -	From Sept. to June - -	Nov. Dec. and foll. months.
Angelica stalks, for } preserving - - - - }	- - - - -	Middle of May and whole of June - -	June.
Asparagus - - - - -	Beg. of Jan. {	Middle of April, May, June, and July, - -	June and July.
Beans, Fr. or Kidneys -	Ear. in Feb. {	End of June, or beginning of July, - -	August.
Scarlet ditto - - - - -	- - - - -	July - - - - -	September.
Windsor beans, long } pods and early kinds }	- - - - -	June - - - - -	July and Aug.
Beet, Red - - - - -	- - - - -	All the year - - - - -	Dec. and Jan.
Ditto, White, the leaves	- - - - -	July - - - - -	- - - - -
Borcole, or Scotch Cale } or Kale - - - - }	- - - - -	November - - - - -	Dec. and Jan.
Brocoli - - - - -	- - - - -	October - - - - -	Feb. and Mar.
Cabbage - - - - -	- - - - -	May and June - - - -	July.
Ditto, Red - - - - -	- - - - -	July and August - - -	August.
Ditto, White - - - - -	- - - - -	October - - - - -	October.
Cardoons - - - - -	- - - - -	{ Nov. and three follow- ing months - - - - }	December.
Carrots - - - - -	- - - - -	May - - - - -	August.
Cauliflowers - - - - -	- - - - -	Beginning of June - -	July and Aug.
Celery - - - - -	- - - - -	Ditto September - - -	November.
Chervil - - - - -	- - - - -	April - - - - -	June.
Corn Salad, - - - - -	- - - - -	May - - - - -	June.
Chervil - - - - -	- - - - -	{ March, and through } the year, - - - - }	May.
Cucumbers - - - - -	March - - -	Beginning of July - -	Aug. and Sept.
Endive - - - - -	- - - - -	{ June, and through the } year - - - - }	Sept. and Oct.
Eschalots for keeping	- - - - -	{ August, and through } the year, - - - - }	Sept., and two fol. months.
Leeks - - - - -	- - - - -	{ Sept. and six months } after - - - - }	Nov. and Dec.
Lettuce, Coss - - - - -	- - - - -	April - - - - -	June, July & August.
Ditto, Cabbage - - - - -	- - - - -	April - - - - -	- - - - -
Onions for keeping - - -	- - - - -	{ Aug. Sept. and follow- ing months - - - - }	Oct. and Nov.

<i>Names of Vegetables.</i>	<i>Earliest time for Forced.</i>	<i>Earliest Natural Growth.</i>	<i>When cheapest.</i>
Parsley - - - - -	- - - - -	Feb. and through the year - - - - -	Feb. and Mar.
Parsneps - - - - -	- - - - -	Oct. and continue until May - - - - -	July.
Pease - - - - -	Beg. or mid. of May - - - - -	June, July, and following months - - - - -	August and following month.
Potatoes - - - - -	March - - - - -	May, and through the year - - - - -	June. May and June.
Radishes - - - - -	Beg. of March - - - - -	End of March, and following months - - - - -	June.
Ditto, Turnip, Red and White - - - - -	- - - - -	Ditto - - - - -	June.
Ditto, Black Spanish - - - - -	- - - - -	August, and following months - - - - -	September.
Small Sallad - - - - -	- - - - -	All the year - - - - -	May and June.
Salsify - - - - -	- - - - -	July, August - - - - -	August.
Scorzonera - - - - -	- - - - -	July, August - - - - -	August.
Sea Kale - - - - -	Dec. and Jan. - - - - -	April and May - - - - -	May.
Savoury Cabbage - - - - -	- - - - -	Sept. and following months - - - - -	November.
Sorrel - - - - -	- - - - -	All the year - - - - -	June and July.
Spinage, Spring - - - - -	- - - - -	March, April, and following months - - - - -	June and July.
Ditto, Winter - - - - -	- - - - -	Oct. Nov. and following months - - - - -	November.
Turnips - - - - -	- - - - -	May, June, and following months - - - - -	June and July.
Ditto Tops - - - - -	- - - - -	March, April, and May - - - - -	April and May.
Ditto for Salad - - - - -	- - - - -	April and May - - - - -	June and July.
Ditto, Welch - - - - -	- - - - -	February - - - - -	

The foregoing Table was written for this Work by Mr. BUTLER, Herbalist and Seedsman, opposite Henrietta Street, Covent Garden Market.

RUDIMENTS OF COOKERY.

CHAPTER I.

BOILING.*

THIS most simple of Culinary processes is not often performed in perfection. It does not require quite so much nicety and attendance as Roasting;—to skim your pot well, and keep it really boiling (the slower the better) all the while, to know how long is required for doing the joint, &c., and to take it up, at the critical moment when it is done enough, comprehends almost the whole art and mystery. This, however, demands a patient and perpetual vigilance, of which few persons are capable.

The Cook must *take especial care that the water really boils all the while she is cooking, or she will be deceived in the time*; and make up a sufficient fire (a frugal Cook will manage with much less fire for Boiling than she uses for roasting) at first, to last all the time, without much mending or stirring.

When the Pot is coming to a Boil there will always, from the cleanest Meat and clearest water, rise a *Scum* to the top of it, proceeding

* “The process by which food is most commonly prepared for the table—BOILING—is so familiar to every one, and its effects are so uniform, and apparently so simple, that few, I believe, have taken the trouble to inquire *how*, or in *what manner* those effects are produced; and whether any, and what improvements in that branch of cookery are possible. So little has this matter been an object of inquiry, that few, very few indeed, I believe, among the *Millions of Persons* who for so many ages have been *daily* employed in this process, have ever given themselves the trouble to bestow one serious thought on the subject.

“*Boiling* cannot be carried on without a very great expense of fuel; but any boiling-hot liquid (by using proper means for confining the heat) may be kept *boiling hot* for any length of time almost without any expense of fuel at all.

“*The waste of fuel* in culinary processes, which arises from making liquids boil *unnecessarily*, or when nothing more would be necessary than to keep them *boiling-hot*, is enormous; I have not a doubt but that much more than half the fuel used in all the kitchens, public and private, in the whole world, is wasted precisely in this manner.

“But the evil does not stop here. This unscientific and slovenly manner of cooking renders the process much more laborious and troublesome than otherwise it would be;—and, (what by many will be considered of more importance than either the waste of fuel or the increase of labour to the cook)—the food is rendered less savoury, and very probably less nourishing and less wholesome.

“It is natural to suppose that many of the finer and more volatile parts of food (those which are best calculated to act on the organs of taste), must be carried off with the steam when the boiling is violent.”—*Count RUMFORD's 10th Essay*, pp. 3, 6.

partly from the Water,—this must be carefully taken off as soon as it rises.

On this depends the good appearance of all boiled things.

When you have skimmed well, put in some cold water, which will throw up the rest of the scum.

The oftener it is skimmed, and the cleaner the top of the water is kept, the sweeter and the cleaner will be the Meat.

If let alone, it soon boils down and sticks to the Meat,* which, instead of looking delicately white and nice—will have that coarse and filthy appearance we have too often to complain of, and the Butcher and Poulterer be blamed for the carelessness of the Cook in not skimming her pot.

Many put in *Milk*, to make what they boil look white ; but this does more harm than good ;—others wrap it up in a cloth ;—but these are needless precautions ; if the scum be attentively removed, Meat will have a much more delicate colour and finer flavour than it has when muffled up. This may give rather more trouble—but *those who wish to excel in their art must only consider how the processes of it can be most perfectly performed* : a Cook who has a proper pride and pleasure in her business, will make this her maxim on all occasions.

It is desirable that meat for boiling be of an equal thickness, or before thicker parts are done enough, the thinner will be done too much.

Put your Meat into *cold*† water,—in the proportion of about a quart of Water to a pound of Meat : it should be covered with water during the whole of the process of Boiling, but not drowned in it—the less water, provided the meat be covered with it, the more Savoury will be the Meat, and the better will be the Broth.

The Water should be heated gradually, according to the thickness, &c. of the article boiled,—for instance, a Leg of Mutton of 10 pounds weight (1), should be placed over a moderate fire, which will *gradually make the water hot, without causing it to boil for about forty minutes*—if the water boils much sooner, the meat will be *hardened*, and shrink up as if it was *scorched*—by keeping the water a certain time heating without boiling, the fibres of the meat are dilated, and it yields a quantity of scum, which must be taken off as soon as it rises.

“ 104. If a vessel containing water be placed over a steady Fire,

* If, unfortunately, this should happen, the Cook must carefully take it off when she dishes up, either with a clean Sponge or a Paste-brush.

† Cooks, however, as well as Doctors, disagree ; for some say that “ all sorts of fresh meat should be put in when the water boils.” I prefer the above method for the reason given—gentle stewing renders Meat, &c. tender, and still leaves it sapid and nutritive.

the Water will grow continually hotter till it reaches the limit of boiling, after which the regular accessions of heat are wholly spent in converting it into Steam.

“*Water remains at the same pitch of temperature, however fiercely it boils. The only difference is, that with a strong fire it sooner comes to boil, and more quickly boils away, and is converted into Steam.*”
—BUCHANAN *on the Economy of Fuel*, 1810.

The Editor placed a Thermometer in water in that state which Cooks call *gentle simmering*,—the heat was 212° —i. e. the same degree as *the strongest boiling*.

TWO MUTTON CHOPS were covered with cold water,—and one *boiled a gallop*—and the other *simmered very gently* for three quarters of an hour—the *Chop* which was slowly simmered was decidedly superior to that which was boiled; it was much tenderer, more juicy, and much higher flavoured—the *Liquor* which boiled fast was in like proportion more savoury, and when cold had much more fat on its surface:—this explains why quick boiling renders Meat hard, &c.—because its juices are extracted in a greater degree.

RECKON THE TIME *from its first coming to a boil.*

The old rule of 15 minutes to a pound of meat we think rather too little:—the slower it boils, the tenderer—the plumper—and whiter it will be.

For those who choose their food thoroughly cooked—which all will who have any regard to their Stomachs—TWENTY MINUTES TO A POUND for FRESH—and rather more for SALTED MEAT, will not be found too much for *gentle simmering* by the side of the fire;—allowing more or less time, according to *the thickness* of the Joint, and *the coldness* of the Weather,—to know the state of which, let a *Thermometer* be placed in the *Pantry*, and when it falls below 40, tell your Cook to give rather more time in both Roasting and Boiling, always remembering, *the slower it boils the better.*

Without some practice it is difficult to teach any art; and Cooks seem to suppose they must be right, if they put meat into a pot, and set it over the fire for a certain time—making no allowance whether it simmers without a bubble, or boils a gallop.

Fresh killed Meat will take much longer time boiling than that which has been kept till it is what the butchers call *ripe*,—and—and longer in *cold* than in *warm* weather;—if it be *frozen* it must be thawed before boiling as before roasting;—*if it be fresh killed*, it will be *tough and hard*, if you stew it ever so long, and ever so gently.—In cold weather, the night before the day you dress it, bring it into a place of which the temperature is not less than 45 degrees of Fahrenheit's thermometer.

The size of the BOILING-POTS should be adapted to what they are to contain ;—the larger the saucepan, the more room it takes upon the fire ; and a larger quantity of Water requires a proportionate increase of Fire to boil it.

A little Pot
Is soon hot.

In small Families we recommend BLOCK TIN saucepans, &c. as lightest and safest ;—if proper care is taken of them, and they are well dried after they are cleaned, they are by far the cheapest ; the purchase of a new Tin saucepan being little more than the expense of tinning a Copper one.

Let THE COVERS of your boiling-pots fit close, not only to prevent unnecessary evaporation of the water, but to prevent the escape of the nutritive matter, which must then remain either in the Meat or in the Broth,—and the smoke is prevented from insinuating itself under the edge of the lid, and so giving the meat a bad taste. See Observations on SAUCEPANS, in the 2d page of chap. 7.

If you let meat or poultry remain in the water after it is done enough, it will become sodden, and lose its flavour.

BEEF and MUTTON a little *under-done* (especially very large joints, which will make the better Hash or Broil), is not a great fault—by some people it is preferred ;—but *Lamb—Pork—and Veal*, are uneatable if not thoroughly boiled,—but do not *over-do* them.

A TRIVET, or Fish-drainer, put on the bottom of the boiling-pot, raising the contents about an inch and a half from the bottom, will prevent that side of the meat which comes next the bottom from being done too much,—and the lower part of the meat will be as delicately done as the other part ; and this will enable you to take out the contents of the Pot, without sticking a fork, &c. into it. If you have not a trivet, use four Skewers, or a Soup-plate laid the wrong side upwards.

Take care of the LIQUOR you have Boiled Poultry or Meat in ; in *Five Minutes* you may make it into EXCELLENT SOUP. (See Obs. to 530, and 211.)

The GOOD HOUSEWIFE never boils a Joint without converting the *Broth* into some sort of Soup (read (5) and chapter 7, and see page 55.)—If the Liquor be too salt, only use half the quantity, and the rest water ; wash salted Meat well with cold water before you put it into the boiler.

An Estimation of the Loss of WEIGHT which takes place in Cooking Animal Food.—From MR. TILLOCH'S Philosophical Magazine.

“ It is well known, that in whatever way the flesh of animals is prepared for food, a considerable diminution takes place in its weight. We do not recollect, however, to have any where seen a statement of the loss which meat sustains in the various culinary processes, although it is pretty obvious that a series of experiments on the subject would not be without their use in domestic economy.

“ We shall here give the result of a series of experiments which were actually made on this subject in a public establishment; premising that, as they were not undertaken from mere curiosity, but, on the contrary, to serve a purpose of practical utility, absolute accuracy was not attended to. Considering, however, the large quantities of provisions which were actually examined, it is presumed that the results may be safely depended upon for any practical purpose. It would no doubt have been desirable to have known not only the whole diminution of weight, but also the parts which were separated from the meat in the form of aqueous vapour, jelly, fat, &c.; but the determination of these did not fall within the scope of the inquiry.

	<i>lbs.</i>	<i>ozs.</i>
28 pieces of beef, weighing	280	0
Lost in boiling	73	14

“ Hence, the weight lost by beef in boiling was in this case about 26½lbs. in 100lbs.

	<i>lbs.</i>	<i>ozs.</i>
19 pieces of beef, weighing	190	0
Lost in roasting	61	2

“ The weight lost by beef in roasting appears to be 32 per cent.

	<i>lbs.</i>	<i>ozs.</i>
9 pieces of beef, weighing	90	0
Lost in baking	27	0

“ Weight lost by beef in baking, 30 per cent.

	<i>lbs.</i>	<i>ozs.</i>
27 legs of mutton, weighing	260	0
Lost in boiling, and by having the shank- bone taken off	62	4

The shank-bones were estimated at 4 ounces each; therefore the loss by boiling was 55lbs. 8ozs.

“ The loss of weight in legs of mutton in boiling is 21½ per cent.

	<i>lbs.</i>	<i>ozs.</i>
35 shoulders of mutton, weighing . . .	350	0
Lost in roasting	109	10

“ The loss of weight in shoulders of mutton by roasting, is about $31\frac{1}{2}$ per cent.

	<i>lbs.</i>	<i>ozs.</i>
16 loins of mutton, weighing	141	0
Lost in roasting	49	14

“ Hence, loins of mutton lose by roasting about $35\frac{1}{2}$ per cent.

	<i>lbs.</i>	<i>ozs.</i>
10 necks of mutton, weighing	100	0
Lost in roasting	32	6

The loss in necks of mutton by roasting is about $32\frac{1}{3}$ per cent.

“ We shall only draw two practical inferences from the foregoing statement.—1st, in respect of economy, it is more profitable to boil meat than to roast it. 2dly, Whether we roast or boil meat, it loses by being cooked from one-fifth to one-third of its whole weight.”

The loss of ROASTING arises from the melting out of the Fat, and evaporating the water; but the nutritious matters remain condensed in the cooked solid.

In BOILING, the loss arises partly from the fat melted out, but chiefly from *Gelatine* and *Osmazome* being extracted and dissolved by the water in which the meat is boiled; there is, therefore, a real loss of nourishment, unless the Broth be used;—when this mode of cooking becomes the most economical.*

The SAUCES usually sent to Table with BOILED MEAT, &c.

These are to be sent up in Boats, and never poured over the Meat, &c.

Gravy for Boiled Meat - - - (235.)	Celery - - - - - (255.)
Parsley and Butter - - - (234.)	Onion - - - - - (263, &c.)
Chervil - - - - - (236.)	Shallot - - - - - (262.)
Caper - - - - - (244.)	Wow Wow - - - - - (286.)
Oyster - - - - - (246.)	Curry - - - - - (299.)
Liver and Parsley - - - (251.)	

BAKING.

THE following Observations were written expressly for this work

* The diminution of weight by Boiling and Roasting is not all lost.—The FAT SKIMMINGS and the DRIPPINGS, nicely clarified, will well supply the place of Lard and for Frying. See (32) and the Receipt for CHEAP SOUP (211)

by Mr. TURNER, English and French Bread and Biscuit Baker, the Corner of London Street and Fitzroy Square.

“BAKING is one of the cheapest, and most convenient ways of dressing a Dinner in small families; and, I may say, that the OVEN is often *the only Kitchen a poor man has*, if he wishes to enjoy a joint of Meat at home with his family.

“I don't mean to deny the superior excellence of Roasting to Baking; but some joints when Baked, so nearly approach to the same when Roasted, that I have known them to be carried to the Table, and eaten as such with great satisfaction.

“LEGS and LOINS of PORK;—LEGS of MUTTON;—FILLETS of VEAL;—and many other joints, will Bake to great advantage, if the meat be good; I mean well-fed, rather inclined to be fat; if the meat be poor, no Baker can give satisfaction.

“When baking a poor joint of meat, before it has been half baked I have seen it start from the bone, and shrivel up scarcely to be believed.

“Besides those Joints above mentioned, I shall enumerate a few Baked dishes which I can particularly recommend.

“A PIG, when sent to the Baker prepared for Baking, should have its Ears and Tail covered with buttered paper properly fastened on, and a bit of Butter tied up in a piece of linen to baste the back with, otherwise it will be apt to blister: with a proper share of attention from the Baker, I consider this way equal to a roasted one.

“A GOOSE prepared the same as for roasting, taking care to have it on a stand, and when half done to turn the other side upwards. A DUCK the same.

A Buttock of BEEF the following way is particularly fine. After it has been in salt about a week, to be well washed, and put into a brown earthen pan, with a pint of water; cover the pan tight over with two or three thicknesses of *cap* or *foolscap* Paper—never cover any thing that is to be baked with *Brown* paper, the pitch and tar that is in brown paper will give the meat a smoky bad taste:—give it four or five hours in a moderate-heated oven.

“A Ham (if not too old) put in soak for an hour, taken out and wiped, a crust made sufficient to cover it all over, and baked in a moderate-heated oven, cuts fuller of gravy, and of a finer flavour than a boiled one. I have been in the habit of baking small COD-FISH, —HADDOCK,—and MACKAREL, with a dust of flour, and some bits of butter put on them. EELS, when large and stuffed. HERRINGS and SPRATS, in a brown pan, with vinegar and a little spice, and tied over with paper. A HARE, prepared the same as for Roasting,

with a few pieces of Butter, and a little drop of Milk put into the dish, and Basted several times, will be found nearly equal to roasting; or cut it up, season it properly, put it into a jar or pan, and cover it over, and bake it into a moderate oven for about three hours—In the same manner I have been in the habit of baking LEGS and SHINS of BEEF,—OX CHEEKS, &c. prepared with a seasoning of Onions, Turnips, &c.: they will take about four hours: let them stand till cold, to skim off the fat; then warm it up all together, or part, as you may want it.

“All these I have been in the habit of baking for the first families.

“The time each of the above articles should take depends much upon the state of the Oven, and I do consider the Baker a sufficient judge; if they are sent to him in time, he must be very neglectful if they are not ready at the time they are ordered.”

CHAPTER II.

ROASTING.

IN all studies, it is the best practice to begin with the plainest and easiest parts; and so on, by degrees, to such as are more difficult: we, therefore, treated of plain Boiling, and we now proceed to Roasting: we shall then gradually unravel to our Culinary students the Art (and *mystery*, until developed in this work) of making, with the least trouble and expense, the most highly finished Soups, Sauces, and Made-dishes.

Let the young Cook never forget that CLEANLINESS is the chief Cardinal Virtue of the Kitchen;—the first preparation for Roasting is to take care that the Spit be properly cleaned with sand and water; nothing else.—When it has been well scoured with this, dry it with a clean cloth. *If Spits are wiped clean as soon as the meat is drawn from them, and while they are hot, a very little cleaning will be required.* The less the Spit is passed through the meat the better;* and, before you spit it, *joint it properly*, especially necks and loins

* SMALL families have not always the convenience of roasting with a Spit,—a remark upon ROASTING BY A STRING is necessary.—Let the Cook, *before* she puts down her meat to the fire pass a strong skewer through *each end* of the joint: by this means, when it is about half-done, she can with ease turn the bottom upwards; the gravy will then flow to the part which has been uppermost and the whole joint be deliciously gravy-full.

A BOTTLE-JACK, as it is termed by the furnishing ironmongers, is a valuable instrument for roasting.

A DUTCH OVEN is another very convenient utensil for roasting light joints, or warming them up.

—that the Carver may separate them easily and neatly, and take especial care it be evenly balanced on the spit, that its motion may be regular, and the fire operate equally on each part of it ;—therefore, be provided with Balancing-Skewers and Cookholds, and see it is properly Jointed.

ROASTING should be done by the radiant heat of a clear glowing fire, otherwise it is in fact *Baked*—the Machines the Economical Grate-makers call ROASTERS, are in plain English, *Ovens*.

Count Rumford was certainly an exact economist of Fuel, when he contrived these things,—and those Philosophers who try all questions “according to Cocker” may vote for Baked Victuals ;—but the rational Epicure, who has been accustomed to enjoy BEEF well ROASTED, will soon be convinced that the Poet who wrote our national Ballad at the end of this Chapter, was not inspired by Sir Benjamin Thompson’s Cookery.

All your attention in roasting will be thrown away, if you do not take care that your Meat especially Beef, (*which can seldom be bought ready for the spit except on a Saturday*) has been kept long enough to be Tender. See “ADVICE TO COOKS,”—and Obs. to (69).

Make up the FIRE in time ; let it be proportioned to the dinner to be dressed, and about three or four inches longer at each end than the thing to be roasted—or the ends of the meat cannot be done nice and brown.

A Cook must be as particular to proportion her Fire to the business she has to do, as a Chemist—the degree of Heat most desirable for the dressing the different sorts of food ought to be attended to with the utmost precision.*

The fire that is but just sufficient to receive the noble Sirloin (21) will parch up a lighter joint.

From half an Hour to an Hour before you begin to Roast, prepare the Fire by putting a few Coals on, which will be sufficiently lighted by the time you wish to make use of your fire ;—between the bars, and on the top, put small or large Coals, according to the bulk of the Joint, and the time the fire is required to be strong ;—after which throw the Cinders (wetted) at the back.

Never put Meat down to a burnt-up fire, if you can possibly avoid it ;—but should the fire become fierce, place the Spit at a considerable distance, and allow a little more time.

* “ Les viandes en général ne doivent pas être saisies par un feu vif, si elles ont un certain volume, parceque l’extérieur serait rissolé et brûlé avant que l’intérieur fût cuit : d’un autre côté, il ne faut pas exposer trop long-temps un rôti à une chaleur modérée, parceque cette chaleur, qui suffit pour évaporer tous les principes liquides, et coaguler l’albuminée, rapprocherait les fibres musculaires et les dessécherait : il faut observer encore, que la saveur des viandes rôties ou grillées dépend du goût propre à la viande, ou d’une décomposition partielle de la peau, des muscles, et de la graisse. Il se forme par

Preserve the FAT,* by covering it with paper for this purpose, called "Kitchen Paper," and tie it on with fine twine ;—pins and skewers can by no means be allowed ; they are so many taps to let out the Gravy ; besides, the paper often starts from them and catches fire, to the great injury of the meat.

If the thing to be roasted be thin and tender, the fire should be little and brisk ;—when you have a large joint to roast, make up a sound, strong fire, equally good in every part of the grate, or your meat cannot be equally roasted, nor have that uniform colour which constitutes the beauty of good roasting.

Give the fire a good stirring before you lay the joint down ;—examine it from time to time while the spit is going round ; keep it clear at the bottom, and take care there are no smoky coals in the front, which will spoil the look and taste of the meat, and hinder it from roasting evenly.

When the joint to be roasted is thicker at one end than the other, place the spit slanting, with the thickest part nearest the fire.

Do not put meat too near the fire at first ;—*the larger the joint, the farther it must be kept from the Fire* :—if once it gets scorched, the outside will become hard, and acquire a disagreeable empyreumatic taste ; and the fire being prevented from penetrating into it, the meat will appear done before it is little more than half-done, besides losing the pale brown colour, which it is the Beauty of Roasted meat to have.

From 14 to 10 inches is the usual distance at which meat is put from the grate, when first put down ; it is extremely difficult to offer any thing like an accurate general rule for this, it depends so much upon the size of the fire, and on that of the thing to be roasted.

Till some Culinary Philosopher shall invent a *Thermometer* to ascertain the heat of the Fire, and a *graduated Spit-Rack* to regulate the distance from it, the process of ROASTING is attended by so many ever-varying circumstances, that it must remain among those which can only be performed well,—by frequent practice and attentive observation.

"Mr. Watt, for his Steam Engines, where Wood fuel is employed, allows *three times the weight of Wood* that he does of *Newcastle coals*—it is calculated that about 14lbs. per hour of good New-
l'action seule du feu des substances sapides, qui n'existaient pas dans la viande crue.

"Les substances sont *'acide prussique, l'acide zoonique, un peu d'huile empyreumatique* ; il s'y développe aussi du *sel marin*. Tous ces corps sont stimulans, légèrement acres ; ils irritent les houppes nerveuses de notre palais, appellent le suc salivaire, et réveillent notre appétit."—*Cours Gastronomique*, Paris, 1819, p. 292.

* If there is more FAT than you think will be eaten with the lean—trim it off, it will make an excellent PUDDING. (514, or 516.) Or clarify it—(82).

castle Coal is required to produce a one-horse power. A bushel of *Newcastle Coals*, which weighs $\frac{3}{4}$ of a Cwt. is reckoned to produce as much heat as a Cwt. of *Scotch or Staffordshire Coals*."—BUCHANAN on *Economy of Fuel*, 1810, pp. 82, 161, and 252. Some are of opinion that it requires about *double* the quantity of Scotch coal to produce the same heat as that of Newcastle. "Dr. Irvine found the *Heat of a Common Coal Fire* to be about 799°."—BUCHANAN on *Heat*, p. 152.

If you wish your JACK to go well, keep it as clean as possible, oil it, and then wipe it; if the oil is not wiped off again it will gather dust; to prevent this—as soon as you have done roasting, cover it up.—Never leave the winders on whilst the Jack is going round, unless you do it, as Swift says, "that it may fly off, and knock those troublesome servants on the head who *will* be crowding round your Kitchen fire."

Be very careful to place the DRIPPING-PAN at such a distance from the fire as just to catch the drippings;—if it is too near, the ashes will fall into it, and spoil the Drippings* (which we shall hereafter shew will occasionally be found an excellent substitute for Butter or Lard;) to *clarify drippings*, see (82); and *Pease and Dripping Soup*, (211), *savoury and salubrious for only a PENNY PER QUART*. If it is too far from the fire to catch them, you will not only lose your drippings, but the meat will be blackened and spoiled by the fœtid smoke, which will arise when the fat falls on the live cinders.

A large Dripping-pan is convenient for several purposes—it should not be less than 28 inches long and 20 inches wide, and have a covered well on the side from the Fire, to collect the Drippings,—this will preserve them in the most delicate state; in a pan of the above size you may set fried fish, and various dishes, to keep hot.

This is one of Painter's and Hawke's contrivances, near Norfolk-street, Strand.

The time Meat will take Roasting will vary according to the time it has been kept, and the temperature of the weather;—the same weight † will be twenty minutes or half an hour longer in *Cold Weather*, ‡ than it will be in warm, and if *fresh killed*, than if it has been kept till it is tender.

A good MEAT-SCREEN is a great saver of Coals. It should be on wheels, have a flat top, and not be less than about three feet and a

* This the Good Housewife will take up occasionally, and pass through a sieve into a stone pan;—by leaving it all in the Dripping-pan until the Meat is taken up, it not only becomes very strong, but when the meat is rich, and yields much of it, it is apt to be spilt in Basting. To CLARIFY DRIPPINGS, see (82).

† Insist upon the Butcher fixing a TICKET of the Weight to each Joint.

‡ IF THE MEAT IS FROZEN, the usual Practice is to put it into Cold Water till it is thawed, then dry and roast it as usual;—but we recommend you to bring it into the kitchen the night before, or early in the morning of the day you want to roast it, and the warm air will thaw it much better.

half wide, and with shelves in it, about one foot deep—it will then answer all the purposes of a large Dutch Oven, Plate-Warmer, Hot Hearth, &c. Some are made with a door behind; this is convenient, but the great heat they are exposed to soon shrinks the materials, and the currents of air through the cracks cannot be prevented, so they are better without the Door. We saw one at Mr. LLOYD'S, furnishing *Ironmonger, near Norfolk Street, Strand*, which had on the top of it a very convenient *Hot Closet*—which is a great acquisition in Kitchens where the Dinner waits after it is dressed.

Every body knows the advantage of *Slow Boiling*—SLOW ROASTING is equally important.

It is difficult to give any specific RULE FOR TIME—but if your Fire is made as above directed,—your *Meat Screen* sufficiently large to guard what you are dressing from currents of Air, and the meat is not FROSTED,—you cannot do better than follow the old general rule of allowing *rather more than a Quarter of an hour to the Pound*;—a little more or less, according to the temperature of the weather, in proportion as the piece is thick or thin, the strength of the Fire, the nearness of the Meat to it, and the frequency with which you baste it; the more it is basted the less time it will take, as it keeps the Meat soft and mellow on the outside, and the Fire acts with more force upon it.

Reckon the time, not to the hour when Dinner is ordered, but to the moment the Roasts will be wanted—supposing there are a dozen people to Sip Soup and eat Fish first; you may allow them ten or fifteen minutes for the former, and about as long for the latter, more or less, according to the temptations the “*BON GOUT*” of these preceding courses has to attract their attention.

When the Joint is half done,—remove the Spit and DRIPPING-PAN back, and stir up your fire thoroughly, that it may burn clear and bright for the browning; when the steam from the meat draws towards the fire,* it is a sign of its being done enough; but you will be the best judge of that, from the time it has been down, the strength of the Fire you have used, and the distance your Spit has been from it.

Half an hour before your Meat is done, make some GRAVY (see *Receipt*, 284); and just before you take it up, put it nearer the fire TO BROWN it.—If you wish to FROTH it, baste it, and dredge it with flour carefully; *you cannot do this delicately nice without a very good light*;—the common fault seems to be using too much Flour;—the Meat should have a fine light varnish of Froth, not the appearance of being covered with a paste;—*those who are particular about the*

* When the steam begins to arise it is a proof that the whole joint is thoroughly saturated with heat; any unnecessary evaporation is a waste of the best nourishment of the meat.

Froth, use Butter instead of Dripping; (see *Receipt to Roast a Turkey*, 57)—

“And send up what you Roast with relish-giving Froth.”

says Dr. King, and present such an agreeable appearance to the Eye, that the Palate may be prepossessed in its favour at first sight; therefore, *have the whole course dished,—before ROASTS are taken from the fire.*

A Good Cook is as anxiously attentive to the appearance and colour of her Roasts, as a Court Beauty is to her Complexion at a Birthday Ball. If your meat does not brown so much, or so evenly as you wish, take two ounces of Glaze, *i. e.* Portable Soup, put four table-spoonsful of water, and let it warm and dissolve gradually by the side of the fire.—This will be done in about a quarter of an hour; put it on the Meat equally all over with a paste-brush the last thing before it goes to table.

Though Roasting is one of the most common, and is generally considered one of the most easy and simple processes of Cookery, it requires more unremitting attention to perform it perfectly well than it does to make most Made-dishes.

That Made-dishes are the most difficult preparations, deserves to be reckoned among the *Culinary Vulgar Errors*;—in Plain Roasting and Boiling it is not easy to repair a mistake once made; and all the discretion and attention of a steady, careful Cook, must be unremittingly upon the alert.*

* A celebrated French writer has given us the following observations on Roasting:—

“The Art of Roasting victuals to the precise degree, is one of the most difficult in this world; and you may find half a thousand good Cooks sooner than one perfect Roaster. See ‘*Almanach des Gourmands*,’ vol. i. p. 37. In the mansions of the opulent, they have, besides the Master Kitchener, a Roaster, (perfectly independent of the former,) who is exclusively devoted to the Spit.

“All erudite *Gourmands* know that these two important functions cannot be performed by one artist; it is quite impossible at the same time to superintend the operations of the Spit and the Stewpan.” Further on, the same author observes: “No certain rules can be given for Roasting, the perfection of it depending on many circumstances which are continually changing; the age and size (especially the thickness) of the pieces, the quality of the coals the temperature of the atmosphere, the currents of air in the kitchen, the more or less attention of the roaster; and, lastly, the time of serving. Supposing the Dinner ordered to be on the table at a certain time, if the Fish and Soup are much liked, and detained longer than the roaster has calculated; or, on the contrary, if they are dispatched sooner than is expected, the roasts will in one case be burned up, in the other not done enough—two misfortunes equally to be deplored. The first, however, is without a remedy; *five minutes on the Spit, more or less, decides the goodness of this mode of Cookery*: it is almost impossible to seize the precise instant when it ought to be eaten; which Epicures in roasts express by saying, ‘*It is done to a turn.*’ So that there is no exaggeration in saying, the perfect Roaster is even more rare than the professed Cook.

“In small families, where the Cook is also the Roaster, it is almost impossible the roasts should be well done; the Spit claims exclusive attention, and is an imperious Mistress who demands the entire devotion of her slave. But how can this be, when the Cook is obliged, at the same time, to attend her Fish and Soup kettles, and watch her Stewpans and all their accompaniments? it is morally and physically impossible: if she gives that delicate and constant atten-

A diligent attention to time,—the distance of the Meat from,—and judicious management of the Fire, and frequent Bastings,*—are all the general rules we can prescribe—we shall deliver particular rules for particular things, as the several articles occur, and do our utmost endeavours to instruct our reader as completely as words can describe the process, and teach

“ The management of common things so well,
That what was thought the meanest shall excel :
That Cook’s to British palates most complete
Whose sav’ry skill gives zest to common meat .
For what are soups,—your ragoûts,—and your sauce,
Compared to the fare of OLD ENGLAND,
And OLD ENGLISH ROAST BEEF !”

* * TAKE NOTICE, that the TIME given in the following Receipts is calculated for those who like Meat thoroughly roasted. See N.B. preceding (21.)

Some good Housewives order very large joints to be rather underdone, as they can make a better Hash or Broil.

To make GRAVY for roast, see (284.)

N.B.—ROASTS must not be put on,—till the *Soup* and *Fish* are taken off the Table.

DREDGINGS.

1. Flour mixed with grated bread.
2. Sweet herbs dried and powdered, and mixed with grated bread.
3. Lemon-peel dried and pounded, or orange-peel, mixed with flour.
4. Sugar finely powdered, and mixed with pounded cinnamon, and flour or grated bread.
5. Fennel seeds, corianders, cinnamon, and sugar, finely beaten, and mixed with grated bread or flour.
6. For young pigs, grated bread or flour, mixed with beaten nutmeg, ginger, pepper, sugar, and yolks of eggs.
7. Sugar, bread, and salt, mixed.

BASTINGS.

1. Fresh butter.
2. Clarified suet.
3. Minced sweet herbs, butter, and claret, especially for mutton and lamb.
4. Water and salt.
5. Cream and melted butter, especially for a flayed pig.
6. Yolks of eggs, grated biscuit, and juice of oranges.

tion to the Roasts which is indispensably requisite, the rest of the Dinner must often be spoilt; and most Cooks would rather lose their character as a Roaster than neglect the made-dishes and ‘*entremets*,’ &c. where they think they can display their *Culinary Science*, than sacrifice these to the Roasts, the perfection of which will only prove their steady Vigilance and Patience.

* Our Ancestors were very particular in their BASTINGS AND DREDGINGS, as will be seen by the following quotation from MAY’S “*Accomplished Cook*,” London, 1665, p. 136.—“The rarest ways of dressing of all manner of roast meats, either flesh or fowl, by sea or land, and divers ways of breading or dredging meats to prevent the gravy from too much evaporating.”

CHAPTER III.

FRYING.

FRYING is often a convenient mode of Cookery—it may be performed by a fire which will not do for Roasting or Boiling ; and by the introduction of the Pan between the Meat and the Fire, things get more equally dressed.

The DUTCH OVEN or BONNET is another very convenient utensil for small things, and a very useful substitute for the Jack, the Gridiron, or Frying-pan.

A FRYING-PAN should be about four inches deep, with a *perfectly flat and thick bottom*, 12 inches long, and 9 broad, with perpendicular sides, and must be half filled with Fat—GOOD FRYING is, in fact, *Boiling in Fat*. To make sure that the Pan is quite clean, rub a little Fat over it, and then make it warm, and wipe it out with a clean cloth.

Be very particular in Frying, never to use any Oil,—Butter,—Lard,—or Drippings,—but what is quite clean, fresh, and free from salt. Any thing dirty spoils the look ; any thing bad-tasted or stale, spoils the flavour ; and salt prevents its Browning.

Fine *Olive Oil* is the most delicate for frying ;—but the best oil is expensive, and bad oil spoils every thing that is dressed with it.

For general purposes, and especially for FISH, *clean fresh Lard* is not near so expensive as Oil or *clarified Butter*, and does almost as well. *Butter* often burns before you are aware of it ; and what you fry will get a dark and dirty appearance.

Cooks in large kitchens, where there is a great deal of frying, commonly use *Mutton* or *Beef Suet*, clarified, (see 83) : if from the kidney, all the better.

Dripping, if nicely clean and fresh, is almost as good as any thing,—if not clean, it may be easily clarified ; (see 82). Whatever Fat you use—after you have done frying, let it remain in the Pan for a few minutes, and then pour it through a sieve into a clean basin, *it will do three or four times as well as it did at first, i. e.* if it has not burned—but *Mem.*—the Fat you have fried Fish in must not be used for any other purpose.

To know when the Fat is of a proper heat, according to what you are to fry, is the great secret in frying.

To fry FISH,—PARSLEY,—POTATOES, or any thing that is watery, your Fire must be very clear, and the Fat quite hot, which you may be pretty sure of, when it has done hissing, and is still.—We cannot

insist too strongly on this point ; *if the Fat is not very hot, you cannot fry Fish either to a good colour, or firm and crisp.*

To be quite certain, throw a little bit of Bread into the pan ; if it fries crisp, the Fat is ready : if it burns the bread, it is too hot.

The fire under the pan must be clear and sharp, otherwise the fat is so long before it becomes ready, and demands such attendance to prevent the accident of its catching fire, that the patience of cooks is exhausted, and they frequently, from ignorance or impatience, throw in what they are going to fry, before the fat is half hot enough.—Whatever is so fried will be pale and sodden, and offend the Palate and Stomach not less than the Eye.*

Have a good light to fry by, that you may see when you have got the right colour :—a Lamp fixed on a stem with a loaded foot, which has an arm that lengthens out, and slides up and down like a reading candlestick, is a most useful appendage to Kitchen Fire-places, which are very seldom light enough for the nicer operations of Cookery.

After all, if you do not *thoroughly drain the fat from what you have fried*, especially from those things that are full dressed in Bread Crumbs,† or *Biscuit Powder, &c.*, your Cooking will do you no credit.

The Dryness of Fish depends much upon its having been fried in fat of a due degree of heat, it is then crisp and dry in a few minutes after it is taken out of the Pan—when it is not, lay it on a soft cloth before the fire, turning it occasionally, till it is : this will sometimes take 15 minutes :—therefore always fry Fish as long as this before you want them, for fear you may find this necessary.

To FRY FISH, see *Receipt to Fry Soles*, (141) which is the only circumstantial account of the process, that has yet been printed.—If the Cook will study it with a little attention, she must soon become an accomplished Frier.

FRYING, though one of the most common of culinary operations, is one that is least commonly performed perfectly well.

* If this unfortunately happens, be not alarmed—but immediately wet a basket of Ashes and throw them down the Chimney, and wet a Blanket, and hold it close all round the Fire-place,—as soon as the current of air is stopped, the Fire will be extinguished : with a CHARCOAL STOVE there is no danger, as the diameter of the Pan exceeds that of the fire.

† When you want a great many BREAD CRUMBS, divide your Loaf (which should be two days old) into three equal parts—take the middle or crumb piece, the top and bottom will do for table—in the usual way of cutting, the crust is wasted.

OATMEAL is a very satisfactory, and an extremely economical Substitute for Bread Crumbs. See (141).

CHAPTER IV.

BROILING.

“ And as now there is nought on the fire that is spoiling,
 We'll give you just two or three hints upon broiling,
 How oft you must turn a Beefsteak, and how seldom
 A good Mutton chop, for to have 'em both well done,
 And for skill in such cookery your credit 'twill fetch up,
 If your broils are well seasoned with good Mushroom Catchup.”

CLEANLINESS is extremely essential in this mode of cookery.

Keep your *Gridiron* quite clean between the bars, and bright on the top :—when it is hot, wipe it well with a linen cloth ;—just before you use it, rub the bars with clean mutton-suet, to prevent the Meat from being marked by the gridiron.

Take care to prepare your Fire in time, so that it may burn quite clear : *a brisk and clear Fire is indispensable*, or you cannot give your meat that browning which constitutes the perfection of this mode of cookery, and gives a relish to food it cannot receive any other way.

The Chops or slices should be from half to three-quarters of an inch in thickness—if thicker, they will be done too much on the outside before the inside is done enough.

Be diligently attentive to watch the moment that any thing is done ;—never hasten any thing that is broiling, lest you make smoke and spoil it.

Let the bars of the gridiron be all hot through, but yet not burning hot upon the surface : this is the perfect and fine condition of the Gridiron.

As the Bars keep away as much heat as their breadth covers, it is absolutely necessary they should be thoroughly hot before the thing to be cooked be laid on them.

The Bars of Gridirons should be made concave, and terminate in a trough to catch the Gravy and keep the Fat from dropping into the fire and making a smoke, which will spoil the Broil.

UPRIGHT GRIDIRONS are the best, as they can be used at any fire without fear of smoke ; and the gravy is preserved in the trough under them.

N.B. BROILS must be brought to table as *Hot* as possible ; set a Dish to heat when you put your Chops on the Gridiron, from whence to the Mouth their progress must be as quick as possible.

When the fire is not clear, the business of the *Gridiron* may be done by the *Dutch Oven* or *Bonnet*.

CHAPTER V.

VEGETABLES.

THE MARKETING TABLES, at page 69 of this work, shew the *Seasons of Vegetables*, and point out the time when they are **BEST** and **CHEAPEST**.

There is nothing in which the difference between an Elegant and an Ordinary table is more seen than in the dressing of Vegetables, more especially Greens;—they may be equally as fine at first, at one place as at another; but their look and taste are afterwards very different, entirely from the careless way in which they have been cooked.

They are in *greatest Perfection when in greatest Plenty*, i. e. when in full season.

By Season,—I do not mean those early days, that *luxury* in the buyers, and *avarice* in the sellers about London, force the various vegetables; but that time of the year in which by nature and common culture, and the mere operation of the Sun and Climate, they are in most plenty and perfection.

Potatoes and Peas are seldom worth eating before Midsummer; —UNRIPE VEGETABLES are as insipid and unwholesome as Unripe Fruits.

As to the quality of Vegetables, the *middle size* are preferred to the largest or the smallest; they are more tender, juicy, and full of flavour, just before they are quite full-grown;—Freshness is their chief value and excellence, and I should as soon think of roasting an Animal alive, as of boiling a Vegetable after it is dead.

The Eye easily discovers if they have been kept too long;—they soon loose their beauty in all respects.

Roots, Greens, Salads, &c. and the various productions of the Garden, when first gathered, are plump and firm, and have a fragrant freshness no art can give them again, when they have lost it by long keeping: though it will refresh them a little to put them into cold spring water for some time before they are dressed.

To boil them in *soft water* will preserve the colour best of such as are Green; if you have only hard water, put to it a tea-spoonful of *Carbonate of Potash*.

Take care to *wash and cleanse* them thoroughly from dust, dirt, and insects: *this requires great attention*: pick off all the outside leaves, trim them nicely, and *if not quite fresh gathered*, and have become flaccid, it is absolutely necessary to restore their crispness before cooking them, or they will be tough and unpleasant: lay

them in a pan of clean water, with a handful of salt in it, for an hour before you dress them.

"Most vegetables being more or less succulent, their full proportion of fluids is necessary for their retaining that state of crispness and plumpness which they have when growing. On being cut or gathered, the exhalation from their surface continues, while, from the open vessels of the cut surface, there is often great exudation or evaporation, and thus their natural moisture is diminished, the tender leaves become flaccid, and the thicker masses or roots lose their plumpness.—This is not only less pleasant to the Eye, but is a real injury to the nutritious powers of the vegetable; for in this flaccid and shrivelled state its fibres are less easily divided in chewing, and the water which exists in vegetable substances, in the form of their respective natural juices, is directly nutritious. The first care in the preservation of succulent vegetables, therefore, is to prevent them from losing their natural moisture."—*Suppl. to Edin. Encyclop.* vol. iv. p. 335.

They should always be boiled in a sauce-pan by themselves, and have plenty of water; if meat is boiled with them in the same pot, they will spoil the look and taste of each other.

If you wish to have vegetables delicately clean, put on your Pot, make it boil, put a little salt in it, and skim it perfectly clean before you put in the Greens, &c. which should not be put in till the water boils briskly;—the quicker they boil, the greener they will be;—when the Vegetables sink, they are generally done enough, if the water has been kept constantly boiling. *Take them up immediately, or they will lose their colour and goodness.* Drain the water from them thoroughly before you send them to table.

This branch of Cookery requires the most vigilant attention.

If Vegetables are a minute or two too long over the Fire, they lose all their beauty and flavour.

*If not thoroughly boiled tender, they are tremendously indigestible, and much more troublesome during their residence in the Stomach, than under-done Meats.**

To preserve or give Colour in Cookery, many good dishes are spoilt; but the rational epicure, who makes nourishment the main end of eating, will be content to sacrifice the shadow to enjoy the substance. Vide *Obs.* to (283).

* "CAULIFLOWERS and other Vegetables are often boiled only crisp to preserve their Beauty. For the look alone they had better not be boiled at all, and almost as well for the use, as in this crude state they are scarcely digestible by the strongest stomach. On the other hand, when over-boiled, they become vapid, and in a state similar to decay, in which they afford no sweet purifying Juices to the body, but load it with a mass of mere feculent matter."—*Domestic Management*, 12mo. 1813, p. 69.

Once for all, take care your vegetables are fresh ;—for as the Fishmonger often suffers for the sins of the Cook, so the Cook often gets undeservedly blamed instead of the Green-grocer.

Vegetables, in this metropolis, are often kept so long, that no art can make them either look or eat well.

Strong-scented Vegetables should be kept apart ; Leeks, or Celery, laid among Cauliflowers, &c. will quickly spoil them.

“ Succulent Vegetables are best preserved in a cool, shady, and damp place.

“ Potatoes, Turnips, Carrots, and similar Roots, intended to be stored up, should never be cleaned from the earth adhering to them, till they are to be dressed.

“ They must be protected from the action of the air and frost, by laying them in heaps, burying them in sand or earth, &c. or covering them with straw or mats.

“ The action of Frost destroys the life of the Vegetable, and it speedily rots.”—*Suppl. to Edin. Encyclop.* vol. iv. p. 335.

MEM.—When VEGETABLES are *quite fresh gathered*, they will not require so much boiling, by at least a third of the time, as when they have been gathered the usual time those are that are brought to Public Markets.

CHAPTER VI.

FISH.

THE MARKETING TABLES, at page 68 of this work, show when each kind of fish is BEST and CHEAPEST.

This department of the business of the Kitchen requires considerable experience, and depends more upon practice than any other ;—*a very few moments*, more or less, will thoroughly spoil fish ;* which, to be eaten in perfection, must never be put on the Table, till the Soup is taken off.

* When the Cook has large dinners to prepare, and the time of serving uncertain, she will get more credit by FRIED (see 141), or stewed (see 162), than by BOILED Fish. It is also cheaper, and much sooner carved (see 141).

Mr. Ude, page 238 of his Cookery—advises, “ If you are obliged to wait after the Fish is done, do not let it remain in the water, but keep the water boiling—and put the fish over it, and cover it with a damp cloth—when the dinner is called for, dip the fish again in the water—and serve it up.”

The only circumstantial instructions yet printed for FRYING FISH, the Reader will find in (141) ; if this be carefully and nicely attended to, you will have delicious food.

So many circumstances operate on this occasion, that it is almost impossible to write general rules.

There are decidedly different opinions, whether Fish should be put into cold, tepid, or boiling water.

We believe for some of the fame the Dutch Cooks have acquired, they are a little indebted to their situation affording them a plentiful supply of Fresh Fish for little more than the trouble of catching it;—and that the superior excellence of the fish in Holland, is because none are used, unless they are brought alive into the Kitchen, (Mackerel excepted, which die the moment they are taken out of the water). The Dutch are as nice about this, as *Seneca* says the Romans* were; who, complaining of the luxury of the times, says, “they are come to that daintiness, that they will not eat a Fish, unless upon the same day that it is taken, that it may taste of the sea, as they express it.”

On the Dutch flat coast, the Fish are taken with nets; on our rocky coast, they are mostly caught by bait and hook, which instantly kills them.—Fish are brought alive by land to the Dutch markets, in water casks, with air-holes in the top—Salmon, and other fish, are thus preserved in rivers, in a well-hole, in the fishing-boat.

ALL KINDS OF FISH ARE BEST some time before they begin to spawn—and are unfit for food for some time after they have spawned.

Fish, like *Animals*, are fittest for the table when they are just full grown; and what has been said in the sixth sentence of the first page of Chapter V. respecting *Vegetables*, applies equally well to *Fish*.

The most convenient Utensil to boil Fish in, is a TURBOT-KETTLE; this should be 24 inches long, 22 wide, and 9 deep. It is an excellent vessel to boil a Ham in, &c. &c.

The good folks of this Metropolis are so often disappointed by having Fish which has been kept too long,—that they are apt to run into the other extreme, and suppose that fish will not dress well unless it is absolutely alive. This is true of Lobsters, &c. (175,)

* They had Salt Water preserves for feeding different kinds of Sea-fish; those in the ponds of Lucullus, at his death, sold for £25,000 sterling. The prolific power of fish is wonderful: the following calculations are from Petit, Block, and Leuwenhoeck:—

	Eggs.
A Salmon of 20 pounds weight contained	- 27,850
A middling-sized Pike	- - - - - 148,000
A Mackerel	- - - - - 546,681
A Cod	- - - - - 9,344,000

See *Cours Gastronomiques*, 18mo, 1806, p. 241.

and may be of Fresh-water Fish, but certainly not of some Sea Fish.

Several respectable Fishmongers and experienced Cooks have assured the Editor, that they are often in danger of losing their credit, by fish too fresh, and especially *Turbot* and *Cod*, which, like meat, require a certain time before they are in the best condition to be dressed ;—they recommend them to be put into *Cold Water*, *Salted* in proportion of about a quarter of a pound of salt to a gallon of water. *Sea-Water* is best to boil Sea fish in ;—it not only saves the Expense of Salt, but the flavour is better : let them boil slowly till done ; the sign of which is, that the skin of the fish rises up, and the eyes turn white.

It is the business of the Fishmonger to clean them, &c. but the careful Cook will always wash them again.

GARNISH with slices of *Lemon*,—finely scraped *Horse-radish*,—*fried Oysters* (181),—*Smelts* (173),—*Whitings* (149),—or *Strips of Sole*, as directed in (141).

The *Liver*—*Roe*—and *Chitterlings*—should be placed so that the Carver may observe them, and invite the Guests to partake of them.

N.B. FISH, like Meat, requires more cooking in cold than in warm weather ; if it becomes FROZEN,* it must be thawed by the means we have directed for Meat, in the 5th page of the 2d Chapter of the Rudiments of Cookery. To go to MARKET FOR FISH, see *Observations* after (178), and the Marketing Tables at page 68 of this work.

FISH SAUCES.

The MELTED BUTTER (229) for Fish, should be thick enough to adhere to the Fish, and, therefore, must be of the thickness of light Batter, as it is to be diluted with—ESSENCE OF ANCHOVY (371)—SOY—MUSHROOM CATCHUP (375)—CAYENNE (345), or CHILI VINEGAR (347), LEMONS or LEMON-JUICE, or *Artificial Lemon-Juice* (see 350), &c. which are expected at all well-served Tables.

Cooks, who are jealous of the reputation of their Taste, and HOUSEKEEPERS who value their Health, will prepare these articles at home ;—there are quite as many reasons why they should, as there are for the preference usually given to *Home-baked Bread* and *Home-brewed Beer*,† &c.

* Fish is very frequently sent home frozen by the Fishmonger, to whom an Ice-house is now as necessary an appendage (to preserve Fish)—as it is to a Confectioner.

† See “HOME-BREWED ALE,” by a Housekeeper, Robinson, 1804 : in page 18, our Housekeeper tells us, that “a poor widow in his neighbourhood has fitted up a Brewery for the sum of eighteen pence sterling ! A butter-tub (price ninepence), is her mash-tub : three half tubs of smaller size (at threepence each), are her coolers—with these she brews half a bushel of malt at a time, and declares

N.B. The *Liver* of the Fish pounded and mixed with Butter, with a little Lemon-Juice, &c. is an elegant and inoffensive relish to Fish (see 253). MUSHROOM SAUCE *Extempore* (272), or the Soup of Mock Turtle, (223), will make an excellent Fish Sauce.

On the comparatively nutritive qualities of Fish, see N.B. to (178).

CHAPTER VII.

BROTHS AND SOUPS.

THE Cook must pay continual attention to the condition of her Stew-pans* and Soup-kettles, &c.—which should be examined every time they are used. The *prudent Housewife will carefully examine the condition of them herself at least once a month*. Their covers also must be kept perfectly clean and well tinned, and the Stew-pans not only on the inside, but about a couple of inches on the outside : —many mischiefs arise from their getting out of repair ; and *if not kept nicely tinned, all your good work will be in vain* ; the Broths and Soups will look green and dirty, taste bitter and poisonous, and will be spoiled both for the Eye and Palate, and your credit will be lost.

The Health, and even Life of the Family, depends upon this, and the Cook may be sure her Employers had rather pay the Tin-man's bill than the Doctor's ;—therefore, attention to this cannot fail to engage the regard of the Mistress, between whom and the Cook it will be my utmost endeavour to promote perfect Harmony.

If a servant has the misfortune to scorch or blister the tinning of her Pan,† which will sometimes happen to the most careful Cook,—I advise her, by all means, immediately to acquaint her employers, who will thank her for candidly mentioning an accident ; and censure her deservedly if she conceal it.

Take care to be properly provided with SIEVES and TAMMY cloth,—SPOONS and LADLES,—make it *a rule without an exception*, never to use them till they are well cleaned and thoroughly dried,

that she finds her Home-Brewed Ale ‘ *very comfortable indeed* ’ !!!—See also RAWLINSON ON BREWING MALT LIQUOR for Domestic Use—printed for Johnson, 2d Edition, price 1s.

* We prefer the form of a STEW-PAN to the Soup-Pot,—the former is more convenient to skim ; the most useful size is 12 inches diameter by 6 inches deep : this we would have of Silver,—or Iron,—or Copper, lined (not plated) with Silver.

† This may be always avoided by Browning your meat in the Frying-pan—it is the browning of the meat that destroys the Stew-pan.

—nor any Stewpans, &c. without first washing them out with boiling water, and rubbing them well with a dry cloth and a little bran, to clean them from grease, sand, &c. or any bad smell they may have got since they were last used: never neglect this.

Though we do not suppose our Cook to be such a naughty Slut as to wilfully neglect her BROTH-POTS, &c. yet we may recommend her to wash them immediately, and take care they are thoroughly dried at the fire, before they are put by, and to keep them in a dry place, for damp will rust and destroy them very soon:—attend to this the first moment you can spare after the dinner is sent up.

Never put by any Soup, Gravy, &c. in metal utensils; in which never keep any thing longer than is absolutely necessary for the purposes of Cookery,—the acid, vegetables, fat, &c. employed in making Soups, &c. are capable of dissolving such utensils: therefore stone or earthen vessels should be used for this purpose.

STEW-PANS, SOUP-POTS, and PRESERVING-PANS, with thick and round bottoms (such as sauce-pans are made with) will wear twice as long, and are cleaned with half the trouble, as those whose sides are soldered to the bottom, of which *Sand and Grease get into the joined part*, and Cookeys say that it is next to an impossibility to dislodge it, even if their nails are as long as Nebuchadnezzar's. The Editor claims the credit of having first suggested the importance of this construction of these utensils.

Take care that the LIDS fit as close as possible, that the Broth, Soup, and Sauces, &c. may not waste by evaporation.* They are good for nothing, unless they fit tight enough to keep the Steam in and the Smoke out.

Stew-pans and Sauce-pans should be always bright on the upper rim, where the fire does not burn them; but to scour them all over is not only giving the Cook needless trouble, but wearing out the vessels. See OBSERVATIONS ON SAUCE-PANS in the 5th page of Chapter I.

Cultivate habits of regularity and cleanliness, &c. in all your business, which you will then get through easily and comfortably. —I do not mean the restless spirit of *Molidusta*, “the Tidy One,”

* “Fit-on jamais de bon bouillon—dans une marmite découverte? Quelle différence de goût, d'odeur, et de substance, entre une tranche de Bœuf cuite à feu lent, dans un vaisseau fermé, ou un morceau de Bœuf cuit à gros bouillons, dans une marmite entièrement ouverte! L'avantage en est si conséquent, que j'ai souvent réussi à faire de meilleur bouillon, en quantité égale, avec moitié moins de viande dans une marmite bien fermée, qu'avec le double dans un vaisseau ouvert. D'où provient donc cette différence étonnante? C'est que dans un vaisseau découvert, la plus grande partie de suc des viandes et du bouillon se dissipent en vapeurs, tandis que dans un vaisseau fermé, ces exhalations nutritives, toujours condensées, sont dans une distillation perpétuelle, qui, retombant dans le vase comme la rosée, concentre la totalité de leurs sucs, et conserve toutes leurs substances nourricières.”

who is anon, anon, Sir, frisking about in a whirlpool of bustle and confusion, and is always dirty—under pretence of being always cleaning.

Lean juicy Beef, Mutton, or Veal, form the basis of Broth ;—procure those pieces which afford the richest succulence, and as fresh killed as possible.* See THE MARKETING TABLES at p. 63 of this work.

Stale Meat will make broth grouty and bad tasted, and *Fat Meat* is wasted. This only applies to those Broths which are required to be perfectly clear ; we shall shew hereafter (in 211), that *Fat and Clarified Drippings* may be so combined with Vegetable Mucilage, as to afford, at the small cost of ONE PENNY PER QUART, a nourishing and palatable Soup, fully adequate to satisfy appetite and support strength ;—this will open a new source to those benevolent housekeepers who are disposed to relieve the Poor, will shew the industrious classes how much they have it in their power to assist themselves, and rescue them from being objects of Charity, dependent on the precarious bounty of others, by teaching them how they may obtain a cheap, abundant, salubrious, and agreeable aliment for themselves and families.

This Soup has the advantage of being very easily and very soon made, with no more fuel than is necessary to warm a room—those who have not tasted it, cannot imagine what a salubrious, savoury, and satisfying Meal is produced by the judicious combination of cheap homely ingredients.

SCOTCH BARLEY BROTH (193) will furnish a *Good Dinner* of SOUP and MEAT for *Fivepence per head*, PEASE SOUP (205) will cost only *Sixpence per Quart*, OX-TAIL SOUP (217), or the same PORTABLE SOUP (227), for *Fivepence per Quart*, and (209) an excellent GRAVY SOUP for *Fourpence halfpenny per Quart*. DUCK-GIBLET SOUP (221) for *Threepence per Quart*, and OX-HEAD SOUP in the same manner for *still less* (216), will give you A GOOD AND PLENTIFUL DINNER for *Six people for Two Shillings and Twopence*. See also SHIN OF BEEF STEWED (411), and A LA MODE BEEF (418).

BROTH HERBS, SOUP ROOTS, AND SEASONINGS.

Scotch barley, (193)
Pearl barley.
Flour.
OATMEAL, (669).

Bread.
Raspings.
Peas, (203).
Beans.

* In general, it has been considered the best ECONOMY to use the cheapest and most inferior meats for Soup, &c., and to boil it down till it is entirely destroyed, and hardly worth putting into the Hog-tub. This is a false Frugality : buy good pieces of meat, and only stew them till they are done enough to be eaten.

Rice, (262).
 Vermicelli.
 Macaroni, (554), &c.
 Isinglass.
 Potato mucilage (380).
 Mushrooms¹ (375).
 Champignons.
 Parsneps (199).
 Carrots (198).
 Beet-Roots.
 Turnips (199).
 Garlic.
 Shallots, (see 343).
 Onions.²
 Leeks.
 Cucumber.³
 Celery, (200).
 CELERY SEED.⁴
 Cress seed,⁴ (see 337).
 Parsley,⁵ (see N.B. to 234).
 Common Thyme.⁵
 Lemon Thyme.⁵
 Orange Thyme.⁵

Knotted Marjoram,⁵ (362.)
 Sage.⁵
 Mint, (338).
 Winter Savoury.⁵
 Sweet Basil,⁵ (336).
 Bay leaves.
 Tomatoe.
 Tarragon, (335).
 Chervil.
 Burnet, (339).
 ALLSPICE⁶ (355).
 Cinnamon⁶ (361).
 Ginger⁶ (354).
 Nutmeg.⁶
 Clove (359).
 Mace (358).
 Black pepper.
 Lemon-peel (349 to 352).
 White pepper.
 Lemon-juice.⁷
 Seville orange-juice.⁸
 Essence of Anchovy, (see 371).

¹ MUSHROOM CATCHUP, made as 375, or 376, will answer all the purposes of Mushrooms in soup or sauce, and no store-room should be without a stock of it.

² All Cooks agree in this opinion,

No savoury dish without an ONION.

Sliced Onions fried, (See 266, and note under 433,) with some butter and flour, till they are browned (and rubbed through a sieve,) are excellent to heighten the colour and flavour of brown soups and sauces, and form the basis of most of the relishes furnished by the "*Restaurateurs*"—as we guess from the odour which ascends from their kitchens, and salutes our olfactory nerves, "*en passant*."

The older and drier the onion, the stronger its flavour, and the Cook will regulate the quantity she uses accordingly.

³ Burnet has exactly the same flavour as Cucumber,—see Burnet Vinegar (339.)

⁴ The concentration of flavour in CELERY and CRESS SEED is such, that half a drachm of it (*finely pounded*), or double the quantity if not ground or pounded, *costing only one third of a Farthing*, will impregnate half a gallon of soup with almost as much relish as two or three heads of the fresh vegetable, weighing seven ounces, and costing *Twopence*. This valuable acquisition to the Soup-pot deserves to be universally known. See also (353) Essence of CELERY. This is the most frugal relish we have to introduce to the Economist—but that our judgment in Palates may not be called in question by our fellow-mortals, who, as the *Craniologists* say, happen to have the *Organ of Taste* stronger than the *Organ of Accumulativeness*, we must confess, that, with the flavour it does not impart the delicate sweetness, &c. of the fresh Vegetable; and when used, a bit of sugar should accompany it.

⁵ See (364 and 387.) Fresh green BASIL is seldom to be procured. When dried, much of its fine flavour is lost, which is fully extracted by pouring wine on the fresh leaves (see 336.)

To procure and preserve the flavour of SWEET AND SAVOURY HERBS, Celery, &c. these must be dried, &c. at home (see 363 and 389.)

⁶ See (365 and 384.) Sir Hans Sloane, in the *Phil. Trans. Abr.* vol. xi. p. 667, says, "*Pimento*, the spice of Jamaica, or ALLSPICE, so called from having a flavour composed as it were of Cloves, Cinnamon, Nutmegs, and Pepper, may deservedly be counted the best and most temperate, mild and innocent, of common spices, almost all of which it far surpasses, by promoting the digestion of meat, and moderately heating and strengthening the stomach, and doing those friendly offices to the bowels, we generally expect from spices." We have always been of the same opinion as Sir Hans, and believe the only reason why it is the least esteemed spice is, because it is the cheapest. "What folks get easy they never enjoy."

⁷ If you have not fresh Orange or LEMON-JUICE, or Coxwell's crystalised Lemon Acid, the *Artificial Lemon-Juice* (350) is a good substitute for it.

⁸ The *juice* of the SEVILLE ORANGE is to be preferred to that of the LEMON,—the Flavour is finer, and the Acid milder.

The above materials—Wine and Mushroom Catchup (375), combined in various proportions, will make an endless variety* of excellent Broths and Soups, quite as pleasant to the Palate, and as useful and agreeable to the Stomach, as consuming Pheasants and Partridges, and the long list of inflammatory, *piquants*, and rare and costly articles, recommended by former Cookery-book makers, whose elaborately compounded Soups, are like their *Made Dishes*; in which, though variety is aimed at, *every thing has the same taste,—and nothing its own.*

*The general fault of our ENGLISH SOUPS seems to be the employment of an excess of SPICE, and too small a portion of ROOTS and HERBS.**

Besides the ingredients I have enumerated, many culinary scribes indiscriminately cram into almost every Dish (in such inordinate quantities—one would suppose they were working for the *Asbestos* palate of an Indian Fire-Eater) Anchovies,—Garlic,†—Bay-leaves, and that hot fiery spice *Cayenne*‡ pepper; this, which the French call (not undeservedly) *Piment enrage* (345), has somehow or other, unaccountably acquired a character for being *very wholesome*—whilst

* The erudite editor of the “*Almanach des Gourmands*,” vol. ii. p. 30, tells us, that ten folio volumes would not contain the Receipts of all the Soups that have been invented in that Grand School of Good Eating,—the Parisian Kitchen.

We add the following Directions for SOUP-MAKING, from the celebrated French Chemist, PARMENTIER:—

Règles générales pour la Préparation des Bouillons Alimentaires.

1. Viande saine, et convenablement saignée.
 2. Vaisseaux de terre, de préférence à ceux de métal, parceque les premiers sont moins conducteurs de la chaleur, et qu’une fois échauffés, un peu de cendre chaude entretient l’ébullition légère que l’on désire.
 3. Eau en quantité double du poids à celle de la viande employée.
 4. Suffisante quantité de sel commun pour faciliter la séparation de l’albumine, ainsi que sa coagulation sous forme d’écume.
 5. Température capable de porter le mélange à l’ébullition pendant tout le temps que l’écume se rassemblera à la surface du liquide, et qu’on aura soin d’en séparer exactement.
 6. Température plus basse après l’opération précédente, et toujours constante, afin que le liquide ne fasse que frémir légèrement, pour donner le temps aux substances nutritives, colorantes, et extractives, contenues dans la viande, de s’unir et de se combiner avec l’eau, dans l’ordre qui convient à leur solubilité.
- PARMENTIER, *Code Pharmaceutique*, 1811, p. 444.

* “*Point de Légumes, point de Cuisinière*,” is a favourite culinary adage of the French kitchen; and deserves to be so: a better soup may be made with a couple of pounds of Meat and plenty of Vegetables, than our common Cooks will make you with four times that quantity of meat; all for want of knowing the uses of Soup roots, and Sweet and Savoury herbs.

† Many a good dish is spoiled, by the cook not knowing the proper use of this, which is to give a flavour, and not to be predominant over the other ingredients: a morsel mashed with the point of a knife, and stirred in, is enough. See (343.)

‡ Foreigners have strange notions of English Taste, on which one of their Culinary Professors has made the following comment:—“The organ of Taste in these ISLANDERS is very different from our *Delicate Palates*—and sauce that would excoriate the palate of a Frenchman, would be hardly *piquante* enough to make any impression on that of an Englishman;—thus they prefer Port to Claret,” &c. As far as concerns our Drinking, we wish there was not quite so much truth in *Monsieur’s* remarks: but the characteristic of the French and English kitchen is, *Sauce without Substance* and *Substance without Sauce*.

To make CAYENNE of English Chillis, of infinitely finer flavour than the Indian, See (345.)

the milder Peppers and Spices are cried down, as destroying the sensibility of the Palate and Stomach, &c., and being the source of a thousand mischiefs.—We should just as soon recommend ALCOHOL as being less intoxicating than *Wine*.

The best thing that has been said in praise of PEPPERS is, “that with all kinds of Vegetables, as also with Soups (especially vegetable soups) and Fish, either *Black or Cayenne Pepper* may be taken freely: they are the most useful stimulants to *Old Stomachs*, and often supersede the cravings for strong drinks; or diminish the quantity otherwise required.” See Sir A. CARLISLE *on Old Age*, London, 1817. A certain portion of Condiment is occasionally serviceable to excite and keep up the languid action of feeble and advanced Life; we must increase the stimulus of our aliment as the inirritability of our system increases.—*We leave those who love these things, to use them as they like*; their flavours can be very extemporaneously produced by Chilli-juice, or Essence of Cayenne (346), Eschallot wine (343), and Essence of Anchovy (371).

There is no French Dinner without Soup, which is regarded as an indispensable *Overture*;—it is commonly followed “*le Coup d’après*,” a Glass of pure Wine, which they consider so wholesome after Soup, that their Proverb says, the Physician thereby loses a Fee:—whether the Glass of Wine be so much more advantageous for the patient than it is for his Doctor, we know not, but believe it an excellent plan, to begin the banquet with a basin of good Soup, which, by moderating the Appetite for solid Animal food, is certainly a salutiferous custom.—Between the *Roasts* and the *Entremets* they introduce “*le Coup du Milieu*” or a small glass of *Jamaica Rum*, or *Essence of Punch*, (see 653); or CURAÇAO (649).

The introduction of LIQUEURS is by no means a modern custom; our ancestors were very fond of a highly spiced stimulus of this sort, commonly called *Ipocrasse*, which generally made a part of the last course,—or was taken immediately after dinner.

The Crafte to make Ypocras.

“Take a quarte of red wyne, an ounce of synamon, and halfe an ounce of gynger; a quarter of an ounce of greynes (probably of paradise) and long pepper, and halfe a pounce of sugar; and brose (*bruise*) all this (*not too small*), and put them in a bage (*bag*) of wullen clothe, made therefore, with the Wynee; and lete it hange over a vessel, till the wynee be run thorowe.”—*An Extract from Arnold’s Chronicle*.

It is a Custom which almost universally prevails in the Northern parts of Europe to present a *Dram* or glass of *Liqueur* before sitting

down to dinner:—this answers the double purpose of a whet to the Appetite, and an announcement that Dinner is on the point of being served up. Along with the dram, are presented on a waiter, little square pieces of Cheese, slices of cold Tongue, dried Tongue, and dried Toast, accompanied with fresh *Caviar*.

We again caution the Cook to avoid *Over-Seasoning*, especially with predominant flavours, which, however agreeable they may be to some, are extremely disagreeable to others.

Cavice—Coratch—Anchovy (371),—Curry Powder (383),—Savoury Ragoût Powder (384)—Soup Herb Powder (387 and 388),—Browning (283),—Catchups (374 and 5),—Pickle Liquor—Beer—Wine, and Sweet Herbs, and Savoury Spice (388), are very convenient auxiliaries to finish Soups, &c.

The proportion of WINE (formerly Sack—then Claret—now Madeira or Port) should not exceed a large Wine-glassful to a Quart of Soup:—this is as much as can be admitted, without the vinous flavour becoming remarkably predominant:—though not only much larger quantities of Wine (of which Claret is incomparably the best, because it contains less spirit and more flavour, and English palates are less acquainted with it); but even *véritable Eau de Vie* is ordered in many books, and used by many (especially Tavern Cooks)—so much are their Soups overloaded with relish, that if you will eat enough of them, they will certainly make you Drunk, if they don't make you Sick—all this frequently arises from an old Cook measuring the excitability of the Eaters' palates by his own,—which may be so blunted by incessant Tasting, that to awaken it, requires Wine instead of Water, and Cayenne and Garlic, for Black Pepper and Onion.

Old Cooks are as fond of *Spice*, as Children are of *Sugar*, and season SOUP, which is intended to constitute a principal part of a Meal, as highly as SAUCE, of which only a spoonful may be relish enough for a plate of insipid Viands. (See OBS. to 302.)—However, we fancy these large quantities of Wine, &c. are oftener ordered in Cookery Books than used in the kitchen:—practical Cooks have the Health of their employers too much at heart, and love “*Sauce à la langue*” too well to over-wine their Soup, &c.

TRUFFLES and MORELS* are also set down as a part of most receipts,—These, in their Green state, have a very rich high flavour, and are delicious additions to some dishes, or sent up as a stew by themselves when they are fresh and fine; but in this state they are not served up half a dozen times in a year at the first tables in the

* We tried to make Catchup of these by treating them like Mushrooms (375), but did not succeed.

kingdom: when dried they become mere "*chips in pottage*," and serve only to soak up good gravy,—from which they take more taste than they give.

The Art of composing a rich Soup is so to proportion the several ingredients one to another, that no particular Taste be stronger than the rest,—but to produce such a fine harmonious relish that the whole is delightful;—this requires that judicious combination of the materials which constitutes the "*chef-d'œuvre*" of Culinary Science.

In the first place, take care that the Roots and Herbs be perfectly well cleaned;—proportion the water to the quantity of Meat, and other ingredients,—generally a pound of meat to a quart of water for Soups; and double that quantity for Gravies. If they *Stew gently*, little more water need be put in at first than is expected at the end;—for when the Pot is covered quite close, and the fire gentle, very little is wasted.

GENTLE STEWING is incomparably the best,—the Meat is more tender, and the Soup better flavoured.

It is of the first importance that the *Cover of a Soup-Kettle* should fit very close,—or the broth will evaporate before you are aware of it. The most essential parts are soon evaporated by *Quick Boiling*—without any benefit, except to fatten the fortunate Cook who inhales them. An evident proof that these Exhalations* possess the most restorative qualities is, that THE COOK—who is in general the least Eater,—is, as generally, the *Fattest* person in the Family, from continually being surrounded by the Quintessence of all the food she dresses,—whereof she sends to HER MASTER only the fibres and Calcinations,—who is consequently *Thin—Gouty*—and the Victim of Diseases arising from insufficient nourishment.

It is not only the *fibres* of the meat which nourish us, but the *Juices* they contain, and these are not only extracted but exhaled, if it be boiled fast in an open vessel—a succulent soup can never be made but in a well-closed vessel, which preserves the nutritive parts by preventing their dissipation.—This is a fact of which every intelligent person will soon perceive the importance.

Place your Soup-pot over a moderate fire, which will make the Water hot without causing it to boil for at least half an hour;—if the water

* "A poor man being very hungry, staid so long in a Cook's shop, who was dishing up meat, that his stomach was satisfied with only the smell thereof. The choleric Cook demanded of him to pay for his breakfast; the poor man denied having had any, and the controversy was referred to the deciding of the next man that should pass by, who chanced to be the most notorious Idiot in the whole city: he, on the relation of the matter, determined that the poor man's money should be put betwixt two empty dishes, and the cook should be recompensed with the jingling of the poor man's money, as he was satisfied with the smell of the Cook's meat." This is affirmed by credible writers as no fable, but an undoubted truth.—FULLER'S *Holy State*, lib. iii. c. 12, p. 20.

boils immediately, it will not penetrate the meat, and cleanse it from the clotted blood, and other matters which ought to go off in scum; the meat will be hardened all over by violent heat,—will shrink up as if it was scorched, and give hardly any Gravy;—on the contrary,—by keeping the water a certain time heating without boiling,—the Meat swells—becomes tender—its fibres are dilated—and it yields a quantity of *Scum*, which must be taken off as soon as it appears.

It is not till after a good Half Hour's hot infusion that we may mend the Fire, and make the pot boil—still continue to remove the *Scum*; and when no more appears, put in the Vegetables, &c. and a little salt. These will cause more *Scum* to rise—which must be taken off immediately—then cover the Pot very closely, and place it at a proper distance from the fire, where it will boil very gently, and equally, and by no means fast.

By quick and strong Boiling the volatile and finest parts of the ingredients are evaporated, and fly off with the steam, and the coarser parts are rendered soluble; so you lose the good, and get the bad.

SOUPS will generally take from *Three to Six* hours.

Prepare your BROTHS and SOUPS *the Evening before you want them*. This will give you more time to attend to the rest of your Dinner the next day;—and when the Soup is cold, the *Fat* may be much more easily and completely removed from the surface of it; when you decant it, take care not to disturb the settlings at the bottom of the vessel, which are so fine that they will escape through a Sieve, or even through a TAMIS, which is the best strainer,—the Soups appear smoother and finer—and it is much easier cleaned than any sieve. *If you strain it while it is Hot*, pass it through a clean Tamis or Napkin, previously soaked in cold water; the coldness of this will coagulate the Fat, and only suffer the pure Broth to pass through.

The full flavour of the Ingredients can only be extracted by very long and slow simmering;—during which *take care to prevent Evaporation, by covering the Pot as close as possible*: the best Stew-pot is a DIGESTER.

Clear Soups must be perfectly transparent,—THICKENED SOUPS, about the consistence of rich Cream, and—remember that *Thickened Soups require nearly double the quantity of Seasoning*. The Piquance of Spice, &c. is as much blunted by the Flour and Butter, as the Spirit of Rum is by the addition of Sugar and Acid—so they are less salubrious, without being more savoury—from the additional quantity of Spice, &c. that is smuggled into the Stomach.

TO THICKEN AND GIVE BODY TO SOUPS AND SAUCES, the following

materials are used—they must be gradually mixt with the Soup till thoroughly incorporated with it; and it should have at least half an hour's gentle simmering after: if it is at all lumpy, pass it through a Tamis or a fine Sieve:—Bread raspings—Bread—Isinglass.—Potato mucilage (380), fat skimmings and Flour, (see 224),—or Flour and Butter—or Flour; Barley, (see 193), Rice, or Oatmeal and Water rubbed well together, (see 230, in which this subject is fully explained).

To give that *Glutinous* quality so much admired in *Mock Turtle* see note under (223, 227), and N.B. to (628).

To their very rich Gravies, &c. the French add the white meat of Partridges, Pigeons, or Fowls, pounded to a pulp, and rubbed through a sieve;—a piece of Beef, which has been boiled to make Broth, pounded in the like manner with a bit of butter and flour,—(see *Obs.* to 400 and 420),—and gradually incorporated with the Gravy or Soup, will be found a satisfactory substitute for these more expensive articles.

Meat from which Broth has been made (182, and 227), and all its juice has been extracted, is then excellently well prepared for PORTING, (see 420), and is quite as good, or better than that which has been baked till it is dry;* indeed if it be pounded, and seasoned in the usual manner, it will be an elegant and savoury *Luncheon*,—or *Supper*,—and costs nothing but the trouble of preparing it, which is very little, and a Relish is procured for *Sandwiches*, &c. (421 and 422)—of what heretofore has been by the poorest Housekeeper considered *the perquisite of the CAT*.

Keep some spare Broth lest your Soup-liquor waste in boiling, and get too thick, and for *Gravy* for your MADE DISHES,—various SAUCES, &c.; for many of which it is a much better basis than Melted Butter.

THE SOUP OF MOCK TURTLE, and the other thickened Soups (223) will supply you with a thick Gravy Sauce for *Poultry*—*Fish*—*Ragoûts*, &c.; and by a little management of this sort, you may generally contrive to have plenty of Good Gravies and Good Sauces with very little trouble or expense. See also *Portable Soup* (227).

If Soup is too thin or too weak, take off the cover of your soup-pot, and let it boil till some of the watery part of it has evaporated,—or else add some of the Thickening materials we have before mentioned; and have at hand some plain BROWNING; see 283, and the *Obs.* thereon. This simple preparation is much better than any of

* If the Gravy be not completely drained from it, the article potted will very soon turn sour.

the compounds bearing that name, as it colours Sauce or Soup without much interfering with its flavour; and is a much better way of Colouring them than burning the surface of the Meat.

When Soups and Gravies are kept from day to day in *Hot weather* they should be warmed up every day, and put into fresh-scalded tureens or pans, and placed in a cool cellar;—in *Temperate weather* every other day may be enough.

We hope we have now put the common Cook into possession of the whole *arcana* of Soup-making,—without much trouble to herself, or expense to her employers;—it need not be said in future that an Englishman only knows how to make Soup in his Stomach, by swilling down a large quantity of Ale or Porter, to quench the thirst occasioned by the meat he eats:—JOHN BULL may now make his Soup “*secundum artem*,” and save his principal viscera a great deal of trouble.

. In the following Receipts we have directed the Spices* and Flavouring to be added at the usual time;—but it would greatly diminish the expense, and improve the Soups, if the Agents employed to give them a Zest were not put in above fifteen minutes before the finish,—and half the quantity of spice, &c. would do.—A strong Heat soon dissipates the spirit of the Wine, and evaporates the aroma and flavour of the Spices and Herbs, which are volatile in the heat of Boiling water.

In ordering the proportions of MEAT,—BUTTER,—WINE, &c.—the proper quantity is set down, and less will not do:—we have carried Economy quite as far as possible without “spoiling the Broth for a halfpenny worth of salt.”

I conclude these remarks with observing, that some persons imagine that Soup tends to relax the Stomach—so far from being prejudicial, we consider the moderate use of such liquid nourishment to be highly salutary.—Does not our food and drink, even though cold, become in a few minutes a kind of warm Soup in the Stomach?—and therefore Soup, if not eaten too hot, or in too great a quantity, and of proper quality, is attended with great advantages, especially to those who drink but little.

Warm Fluids in the form of Soup, unite with our juices much sooner and better than those that are cold and raw; on this account RESTORATIVE SOUP is the best Food for those who are enfeebled by Disease or Dissipation; and for old people, whose teeth and Digestive organs are impaired.

* Half subtilised to Chyle—the liquid food
Readiest obeys th’ assimilating powers.”

* Economists recommend these to be pounded; they certainly go farther, as they call it;—but we think they go too far, for they go through the sieve, and make the soup grouty.

After catching Cold, in Nervous headaches,—Cholics,—Indigestions, and different kinds of Cramp and Spasms in the Stomach,—warm broth is of excellent service.

After intemperate feasting, to give the Stomach a holyday for a day or two by a diet on Mutton Broth (667, or 669), or Vegetable Soup (203), &c. is the best way to restore its Tone. See *The Art of Invigorating Life*,* by the Author of this work. “The stretching any power to its utmost extent weakens it. If the Stomach be every day obliged to do as much as it can, it will every day be able to do less. A wise traveller will never force his horse to perform as much as he can in one day upon a long journey.”—*Father FREYJOO*’s rules, p. 85.

TO WARM SOUPS, &c. (400).

N. B. With the PORTABLE SOUP (227), a pint of Broth may be made in five minutes for Three Pence.

CHAPTER VIII.

GRAVIES AND SAUCES.

“The Spirit of each dish, and ZEST of all,
Is what ingenious Cooks the *Relish* call;
For though the market sends in loads of food,
They are all tasteless till that makes them good.”

KING’S *Art of Cookery*.

“*Ex parvis componere magna.*”

It is of as much importance that the Cook should know how to make a boat of good Gravy for her Poultry, &c. as that it should be sent up of proper complexion, and nicely frothed.

In this Chapter we shall endeavour to introduce to her all the Materials† which give flavour in *Sauce*, which is the *Essence of Soup*, and intended to contain more relish in a *Tea-spoonful* than the former does in a *Table-spoonful*.

We hope to deserve as much praise from the *Economist* as we do from the *Bon Vivant*; as we have taken great pains to introduce to him the methods of making Substitutes for those ingredients, which are always expensive, and often not to be had at all. Many of these

* Since the publication of “*The Art of Invigorating Life*,” many imitations have sprung forth, some almost copied verbatim: however, the Editor hopes that his father’s work will be found infinitely superior, and containing more sound advice than all the host of quack books united. The last Edition has been increased in size one-fourth, and is published by Whittaker, Ave-Maria Lane.

† The last Chapter (vii.) gives A CATALOGUE OF THE INGREDIENTS now used in Soups, Sauces, &c.

cheap articles are as savoury and as salutary as the dearer ones, and those who have large families and limited incomes, will, no doubt, be glad to avail themselves of them.

The reader may rest assured—that whether he consults this Book to diminish the expense or increase the pleasures of Hospitality—he will find all the information that was to be obtained up to 1830, communicated in the most unreserved and intelligible manner.

A great deal of the Elegance of Cookery depends upon the Accompaniments to each dish being appropriate and well adapted to it.

We can assure our readers, no attention has been wanting on our part to render this department of the work worthy of their perusal;—each receipt is the faithful narrative of actual and repeated experiments, and has received the most deliberate consideration before it was here presented to them. It is given in the most circumstantial manner, and not in the technical and mysterious language former writers on these subjects seem to have preferred; by which their directions are useless and unintelligible to all who have not regularly served an apprenticeship at the Stove.

Thus, instead of accurately enumerating the Quantities, and explaining the process of each Composition, they order a ladleful of *Stock*, a pint of *Consommé*, and a spoonful of *Cullis*—as if a Private-Family Cook had always at hand a soup-kettle full of *Stock*, a store *Consommé*, and the larder of *Albion House*, and the *Spoons* and *Pennyworths* were the same in all ages.

It will be to very little purpose that I have taken so much pains to teach how to manage Roasts and Boils, if a Cook cannot or will not make the several Sauces that are usually sent up with them.

The most homely fare may be made relishing, and the most excellent and independent improved by a well-made Sauce;*—as the most perfect picture may by being well varnished.

We have, therefore, endeavoured to give the plainest directions how to produce, with the least trouble and expense† possible—all

* “It is the duty of a good sauce,” says the editor of the *Almanach des Gourmands* (vol. v. page 6,) “to insinuate itself all round and about the maxillary glands, and imperceptibly awaken into activity each ramification of the Organs of Taste: if not sufficiently savoury, it cannot produce this effect, and if too *piquante*, it will paralyse, instead of exciting, those delicious titillations of tongue and vibrations of Palate, that only the most accomplished Philosophers of the Mouth can produce on the highly educated palates of thrice happy *Grands Gourmands*.”

† To save time and Trouble is the most valuable frugality; and if the mistress of a family will condescend to devote a little time to the profitable and pleasant employment of preparing some of the STORE SAUCES, especially (283, 343, 345, 356, 370, 371, 375, 383); these, both Epicures and Economists will avail themselves of the advantage now given them, of preparing at home.

By the help of these, many Dishes may be dressed in half the usual Time—and with half the Trouble and Expense—and flavoured and finished with much more certainty than by the common methods.

A small portion of the Time which Young Ladies sacrifice to torturing the

the various compositions the English kitchen affords for the amusement of honest JOHN BULL—and hope to present such a wholesome and palatable variety as will suit all tastes and all pockets, so that a Cook may give satisfaction in all families: the more combinations of this sort she is acquainted with, the better she will comprehend the management of every one of them.

We have rejected some *Outlandish Farragoes*, from a conviction they were by no means adapted to an English palate: if they have been received into some English books, for the sake of swelling the volume,* we believe they will never be received by an Englishman's stomach, unless for the reason they were admitted into the Cookery book, *i. e.* because he has nothing else to put into it.

However "*les pompeuses Bagatelles de la Cuisine Masquée*" may tickle the fancy of *demi-connoisseurs*, who, leaving the substance to pursue the shadow, prefer wonderful and whimsical metamorphoses, and things extravagantly expensive, to those which are intrinsically excellent,—in whose mouth MUTTON can hardly hope for a welcome, unless accompanied by *Venison Sauce*;—or a RABBIT, any chance for a race down the Red Lane, without assuming the form of a *Frog* or a *Spider*;—or PORK, without being either "*Goosified*" or "*Lambified*" (see 51); and GAME and POULTRY in the shape of *Crawfish* or *Hedgehogs*;—these Travesties rather show the patience than the science of the Cook,—and the bad taste of those who prefer such Baby-tricks† to old English nourishing and substantial plain Cookery.

I could have made this the biggest Book‡ with half the trouble it has taken me to make it the best;—Concentration and Perspicuity have been my aim.

As much pains have been taken in describing, in the most intelligible manner, how to make, in the easiest, most agreeable, and

strings of their *Piano-Forte*, employed in obtaining Domestic Accomplishments—might not make them worse wives, or less agreeable companions to their Husbands. This was the opinion 200 years ago.

"To speak, then, of the Knowledge which belongs unto our British Housewife—I hold the most principal to be a perfect skill in COOKERY: She that is utterly ignorant therein, may not, by the Lawes of strict justice, challenge the freedom of Marriage, because indeede She can perform but half her vow—She may love and obey, but she cannot cherish and keepe her Husband."—G. MARKHAM'S *English Housewife*, 4to. 1637, p. 62.

We hope our fair Readers will forgive us, for telling them that Economy in a Wife—is the most certain Charm to ensure the Affection and Industry of a Husband.

* Were these Books reduced to their *Quintessence*, many a bulky author would make his appearance in a *Penny Paper*.—See *Spectator*, No. 124. *Obs. on the Art of Book-making*, &c.

† "More for *Show and Sport* than for BELLY TIMBER, and about which the *Good Huswife* never troubles her head."—See JOAN CROMWELL'S *Kitchen* 16mo. 1664, p. 32.

‡ I intend here to offer to all such as please to peruse it, "a plain BOOK, which is all and every part of it BOOK, and nothing but solid BOOK from beginning to end."—Vide Preface to Dr. FULLER'S "*Introductio ad Prudentiam*." London 12mo. 1721.

economical way, those *Common Sauces that daily contribute to the comfort of the Middle ranks of Society*; as in directing the preparation of those extravagant and elaborate double relishes, the most ingenious and accomplished "*Officers of the Mouth*" have invented for the amusement of profound Palaticians, and thoroughbred *Grands Gourmands* of the first magnitude:—these we have so reduced the trouble and expense of making, as to bring them within the reach of moderate fortunes; still preserving all that is valuable of their taste and qualities; so ordering them, that they may delight the Palate without disordering the Stomach, by leaving out those inflammatory ingredients which are only fit for an "iron throat and adamantine bowels," and those costly materials which no rational being would destroy, for the wanton purpose of merely giving a fine name to the compositions they enter into, to whose excellence they contribute nothing else;—for instance, consuming *Two Partridges* to make sauce for *One*;—half a pint of Game Gravy (287), will be infinitely more acceptable to the unsophisticated appetite of Englishmen, for whose proper and rational recreation we sat down to compose these Receipts—whose approbation we have done our most to deserve, by devoting much time to the business of the Kitchen; and by repeating the various processes that we thought admitted of the smallest improvement.

We shall be fully gratified, if our Book is not bought up with quite so much avidity by those high-bred Epicures, who are unhappily so much more nice than wise, that they cannot eat any thing dressed by an English Cook,—and vote it barbarously unrefined and intolerably ungenteel, to endure the sight of the best bill of fare that can be contrived, if written in the vulgar tongue of Old England.*

Let your Sauces each display a decided character; send up your PLAIN SAUCES, (*Oyster, Lobster, &c.*) as pure as possible;—*they should only taste of the materials from which they take their name.*

The imagination of most Cooks is so incessantly on the hunt for a Relish, that they seem to think they cannot make sauce sufficiently savoury without putting into it every thing that ever was eaten;—and supposing every addition must be an improvement, they frequently overpower the natural flavour of their PLAIN SAUCES, by overloading them with salt and spices, &c.;—but, remember, these will be deteriorated by any addition, save only just salt enough to awaken

* Though some of these people seem at last to have found out,—that an Englishman's head may be as full of Gravy as a Frenchman's—and, willing to give the preference to native talent, retain an English man or woman as prime minister of their kitchen; still they seem ashamed to confess it, and commonly insist as a "*sine quâ non*," that their English domestics should understand the "*parlez-vous*"; and, notwithstanding they are perfectly initiated in all the minutiae of the Philosophy of the mouth, consider them ineligible, if they cannot scribble a bill of fare in pretty good bad French.

the Palate;—the Lover of “*Piquance*” and compound flavours, may have recourse to “*the Magazine of Taste*,” (390).

On the contrary, of COMPOUND SAUCES,—the ingredients should be so nicely proportioned, that no one be predominant;—so that from the equal union of the combined flavours, such a fine mellow mixture is produced, whose very novelty cannot fail of being acceptable to the persevering *Gourmand*, if it has not pretensions to a permanent place at his table.

An ingenious *Cook* will form as endless a variety of these compositions as a *Musician* with his seven* notes,—or a *Painter* with his colours;—no part of her business offers so fair and frequent an opportunity to display her abilities—SPICES, HERBS, &c. are often very absurdly and injudiciously jumbled together.

Why have Clove and Allspice,—or Mace and Nutmeg in the same sauce,—or Marjoram, Thyme, and Savoury,—or Onions, Leeks, Eschalots, and Garlic;—one will very well supply the place of the other, and the frugal *Cook* may save something considerable by attending to this, to the advantage of her employers, and her own time and trouble.—You might as well, to make Soup, order one quart of water from the *Thames*, another from the *New River*, a third from *Hampstead*, and a fourth from *Chelsea*, with a certain portion of *Spring* and *Rain* Water.

In many of our receipts we have fallen in with the fashion of ordering a mixture of Spices, &c., which the above hint will enable the culinary student to correct.

“PHARMACY is now much more simple,—COOKERY may be made so too. A Prescription which is now compounded with five ingredients, had formerly fifty in it—people begin to understand that the *Materia Medica* is little more than a collection of Evacuants and Stimuli.”—*Boswell’s Life of Johnson*.

The *Ragoûts of the last Century* had infinitely more ingredients than we use now—the praise given to *Will. Rabisha* for his *Cookery* 12mo. 1673, is

“To fry and fricassee, his way’s most neat,
For he compounds a thousand sorts of meat.”

To become a perfect Mistress of the art of cleverly extracting and combining Flavours,† besides the gift of a good taste, requires all the experience and skill of the most accomplished Professor, and especially—an intimate acquaintance with the Palate she is working for.

* The principal Agents now employed to flavour Soups and Sauces, are MUSH-ROOMS (375), ONIONS (364), ANCHOVY (371), LEMON-JUICE and PEEL, or VINEGAR, WINE, (especially good CLARET), SWEET HERBS, and SAVOURY SPICES.—(364, 65, 66, and 384, 87, 88).

† If your palate becomes dull by repeatedly tasting, the best way to refresh it is to wash your mouth well with milk.

Send your Sauces to table as Hot as possible.

Nothing can be more unsightly than the Surface of a Sauce in a frozen state, or garnished with grease on the top;—the best way to get rid of this, is to pass it through a Tamis or Napkin previously soaked in cold water; the coldness of the napkin will coagulate the Fat, and only suffer the pure gravy to pass through; *if any particles of Fat remain, take them off by applying filtering paper, as blotting paper is applied to Writing.*

Let your Sauces boil up after you put in Wine, Anchovy, or Thickening, that their flavours may be well blended with the other ingredients;* and keep in mind that the “*chef d'œuvre*” of COOKERY—is to entertain the Mouth, without offending the Stomach.

N. B. Although I have endeavoured to give the particular quantity of each ingredient used in the following Sauces, as they are generally made,—still the Cook's judgment must direct her to lessen or increase either of the ingredients, according to the taste of those she works for, and will always be on the alert to ascertain what are the favourite *Acompaniments* desired with each dish. See *Advice to Cooks*.

When you open a bottle of *Catchup* (375), *Essence of Anchovy* (371), &c., throw away the old cork, and stop it closely with a new cork that will fit it very tight. Use only the best superfine Velvet taper corks.

Economy in Corks is extremely unwise,—in order to save a mere trifle in the price of the cork, you run the risk of losing the valuable article it is intended to preserve.

It is a *Vulgar Error* that a bottle must be well stopped when the cork is forced down even with the mouth of it; it is rather a sign that the Cork is too small, and it should be re-drawn and a larger one put in.

TO MAKE BOTTLE-CEMENT.

Half a pound of black resin, same quantity of red sealing-wax, quarter oz. bee's wax, melted in an earthen or iron pot; when it froths up, before all is melted and likely to boil over, stir it with a tallow candle, which will settle the froth till all is melted and fit for use. Red wax, 10*d.* per lb. may be bought at Mr. Dew's, Blackmore Street, Clare Market.

* Before you put Eggs or Cream into a Sauce, have all your other ingredients well boiled, and the sauce or soup of proper thickness,—because neither eggs nor cream will contribute to thicken it.—After you have put them in, do not set the stew-pan on the stove again,—but hold it over the fire, and shake it round one way till the sauce is ready.

N.B. This cement is of very great use in preserving things that you wish to keep a long time, which without its help would soon spoil, from the clumsy and ineffectual manner the bottles are corked.

CHAPTER IX.

MADE DISHES.

UNDER this general head we range our Receipts for HASHES,—STEWES,—and RAGOUTS,* &c.; of these there are a great multitude, affording the Ingenious Cook an inexhaustible store of variety;—in the French kitchen they count upwards of 600, and are daily inventing new ones.

We have very few general observations to make, after what we have already said in the two preceding Chapters on *Sauces*,—*Soups*, &c., which apply to the present chapter, as they form the principal part of the accompaniment of most of these dishes. In fact, MADE DISHES are nothing more than Meat—Poultry (449), or Fish (142, 155, or 162), stewed very gently till they are tender, with a thickened Sauce poured over them.

Be careful to trim off all the Skin, Gristle, &c. that will not be eaten; and shape handsomely, and of even thickness, the various articles which compose your Made Dishes,—this is sadly neglected by common Cooks:—*only stew them till they are just tender*, and do not stew them to rags.—*Therefore, what you prepare the Day before it is to be eaten, do not dress quite enough the first day.*

We have given Receipts for the most easy and simple way to make HASHES, &c. Those who are well skilled in Culinary arts can dress up things in this way, so as to be as agreeable as they were the first time they were cooked;—but HASHING is a very bad mode of Cookery: if Meat has been done enough the first time it is dressed, a second dressing will divest it of all its nutritive juices; and if it can be smuggled into the stomach by bribing the Palate with *piquante* Sauce, it is at the hazard of an Indigestion, &c.

I promise those who do me the honour to put my Receipts into practice, that they will find that the most nutritious and truly elegant dishes are neither the most difficult to dress, the most expensive, nor the most indigestible;—in these compositions Experience

* Sauce for Ragoûts, &c., should be thickened till it is of the consistence of good rich Cream, that it may adhere to whatever it is poured over. When you have a large dinner to dress, keep ready mixed some fine-sifted Flour and water well rubbed together till quite smooth, and about as thick as butter. See (239).

will go far to diminish Expense ;—*Meat that is too old or too tough for Roasting, &c. may by gentle Stewing be rendered savoury and tender.*

—If some of our Receipts do differ a little from those in former Cookery Books, let it be remembered we have advanced nothing in this work that has not been tried, and experience has proved correct.

N. B. See (391), an Ingenious and Economical System of FRENCH COOKERY, written at the request of the Editor by an accomplished ENGLISH LADY, which will teach you how to supply your table with elegant little MADE DISHES, &c. *at as little expense as PLAIN COOKERY.*

THE
COOK'S ORACLE.

N. B. Read the MARKETING TABLES at page 71 of this Volume.

BOILING.

[Read the First Chapter of the Rudiments of Cookery.]

LEG OF MUTTON.

1. Cut off the Shank Bone, and trim the Knuckle,—put it into luke-warm water for ten minutes, wash it clean, cover it with cold water and let it simmer *very gently*, and skim it carefully. A leg of nine pounds will take two and a half or three hours, if you like it thoroughly done, especially in very Cold weather.

For the Accompaniments see the following Receipt.

N. B. The *Tit-bits* with an Epicure are the “*Knuckle*,” the kernel, called the “*Pope’s-eye*,” and the “*Gentleman’s*,” or “*Cramp Bone*,” or, as it is called in Kent, the “*CAW CAW*,”—four of these and a Bounder furnish the little Masters and Mistresses of Kent with their most favourite set of playthings.

A leg of Mutton stewed *very slowly*, as we have directed the Beef to be (411), will be as agreeable to an English Appetite as the famous “*Gigot* de sept heures*” of the French Kitchen is to a Parisian palate.

WHEN MUTTON IS VERY LARGE you may divide it, and *roast the*

* The *Gigot* is the leg with part of the loin.

Fillet, i. e. the large end, and *boil the Knuckle end*,—you may also cut some fine Cutlets off the thick end of the Leg,—and so have *Two or Three good Hot Dinners*. See Mrs. MAKEITDO's receipt how to make a Leg of Mutton last a week, in "*The Housekeeper's Ledger*," printed for Whittaker, Ave-Maria Lane.

The Liquor the Mutton is boiled in, you may convert into Good Soup in *Five Minutes*, (see N.B. to 203), and Scotch Barley Broth, (193).—Thus managed, a Leg of Mutton is a most Economical Joint.

NECK OF MUTTON.

2. Put four or five pounds of the best end of a Neck (that has been kept a few days) into as much *cold soft water* as will cover it, and about two inches over, let it *simmer very slowly* for two hours; it will look most delicate if you do not take off the Skin till it has been boiled.

For Sauce, that elegant and innocent relish, Parsley and Butter (234), or Eschalot (260, 61, 62), or Caper Sauce (244), *Mock Caper Sauce* (245), and Onion sauce (265), Turnips (129), or Spinage (118) are the usual Accompaniments to *Boiled Mutton*.

LAMB.

3. A Leg of five pounds should *simmer very gently* for about Two Hours, from the time it is put on, in cold water.—After the general rules for BOILING, in the first Chapter of the *RUDIMENTS OF COOKERY*, we have nothing to add, only to send up with it Spinage (118), Brocoli (125), Cauliflower (124), &c., and for Sauce (234.)

VEAL.

4. This is expected to come to table looking delicately clean; and it is so easily discoloured. that you must be careful to have clean water, a clean vessel, and constantly catch the scum as soon and as long as it rises, and attend to the directions before given in the first Chapter of the *RUDIMENTS OF COOKERY*. Send up Bacon (14), Fried Sausages (86), or Pickled Pork, Greens (114, and following Nos.), and Parsley and Butter (234), Onion Sauce (265).

N.B. For RECEIPTS TO COOK VEAL, see from (429 to 439).

BEEF BOUILLI,

5. In plain English is understood to mean Boiled Beef; but its culinary acceptation, in the French Kitchen, is fresh beef dressed without boiling, and only very gently simmered by a slow fire.

English Cooks have seldom any notion that good Soup can be

made without destroying a great deal of MEAT;* however, by a judicious regulation of the Fire, and a vigilant attendance on the Soup-kettle, this may be accomplished—you shall have a tureen of such *Soup* as will satisfy the most fastidious Palate, and the *Meat* make its appearance at table, at the same time, in possession of a full portion of nutritious succulence.

This requires nothing more than to *Stew the meat very slowly (instead of keeping the pot boiling a gallop, as common Cooks too commonly do)*—and to take it up as soon as it is done enough. “See *Soup and Bouilli*” (215), “*Shin of Beef Stewed*” (411), “*Scotch Barley Broth*” (193).

Meat cooked in this manner affords much more nourishment than it does dressed in the common way, is easy of digestion in proportion as it is tender, and an invigorating, substantial diet, especially valuable to the Poor, whose laborious employments require support.

If they could get good eating put within their reach, they would often go to the Butcher's shop, when they now run to the Public-house.

Among the variety of *Schemes that have been suggested for BETTERING THE CONDITION OF OUR ENGLISH POOR*, a more useful or extensive Charity cannot be devised, than that of instructing them in *Economical and Comfortable Cookery*,—except providing them with SPECTACLES.†

“THE POOR IN SCOTLAND, and on the Continent, manage much better. *Oatmeal Porridge* (197 and 669) and *Milk*, constitute the Breakfast and Supper of those patterns of Industry, Frugality, and Temperance, the Scottish Peasantry.

* “Ce n'est pas la quantité de viande qui fait seule le bon bouillon, mais la manière dont le pot-au-feu est conduit. Qu'est-ce que le bouillon? Une décoction de viande, contenant de l'extractif anima, qui la colore, (cet extractif, nommé par le célèbre Thénard *osmazome*, contient aussi toute la partie savoureuse de la viande,) du sel, mais surtout de la gélatine. Pour que la viande cède à l'eau ces principes, il faut que celle-ci la pénètre avec une température graduée, dilate les fibres musculaires, et dissolve la gélatine qui y est interposée: mais dans ces mêmes muscles il y a aussi de l'*albumine* (matière analogue au blanc d'œuf, et qui forme l'écume du pot). Cette albumine se coagule, et ce durcit à la température de quatre-vingt degrés. Si donc vous poussez rapidement votre pot-au-feu au point de la faire bouillir avant que la viande soit diluée et pénétrée par l'eau, qu'arrive-t-il? L'*albumine* se coagule dans la viande même, et empêche la *gélatine* d'en sortir;—vous avez un *Bouillon* foible, et un *Bouilli* dur; mais, au contraire, si vous avez ménagé le feu de manière que la viande ait eu le temps d'être pénétrée l'*albumine* s'élève en écume, la *gélatine* se dissout, le *Bouillon* est savoureux, nourrissant, et le *Bouilli* tendre. Voilà toute la théorie du pot-au-feu.” *Cours Gastronomique*, 1809, p. 291.

† “The best Glasses, set in single-jointed steel frames, may be purchased wholesale, at the rate of eighteen shillings per dozen pairs; thus, for the small sum of eighteen pence, the Benevolent may enjoy the gratifying reflection of giving an industrious workman the power of long continuing his labour with undiminished ability, and of earning a subsistence till extreme old age. *In no way can so much good be done with so little money.*”

“Qui Visum Vitam dat.”

See the *ECONOMY OF THE EYES*, by the Author of this work, 12mo. 1826, p. 11, printed for Geo. B. Whittaker, Ave-Maria Lane.

“ When they can afford Meat, they form with it a large quantity of *Barley Broth* (193), with a variety of Vegetables, by boiling the whole a long time, enough to serve the family for several days.

“ When they cannot afford Meat, they make Broth of Barley and other Vegetables, with a lump of Butter (see 211), all of which they boil for many hours, and this with Oat Cakes forms their dinner.”—The Hon. JOHN COCHRANE'S *Seaman's Guide*, p. 34.

The Cheapest method of making a NOURISHING SOUP is least known to those who have most need of it. (See 211).

Our neighbours the French are so justly famous for their skill in the affairs of the Kitchen, that the adage says, “ as many Frenchmen as many Cooks :” surrounded as they are by a profusion of the most delicious Wines and most seducing *Liqueurs*, offering every temptation and facility to render drunkenness delightful, yet a tippling Frenchman is a “ *Rara Avis* ;”—they know how so easily and completely to keep life in repair by good Eating, that they require little or no adjustment from Drinking.

This accounts for that “ *toujours gai*,” and happy equilibrium of spirits, which they enjoy with more regularity than any people :—Their Stomach being unimpaired by spirituous liquors, embrace and digest vigorously the food they sagaciously prepare for it, and render easily assimilable by cooking it sufficiently—wisely contriving to get the difficult part of the work of the Stomach done by Fire and Water.

TO SALT MEAT.

6. In the *Summer* season, especially, Meat is frequently spoiled by the Cook forgetting to take out the Kernels ; one in the udder of a round of Beef, in the fat in the middle of the Round, those about the thick end of the Flank, &c. : if these are not taken out, all the Salt in the world will not keep the Meat.

The ART OF SALTING MEAT is to rub in the Salt thoroughly and evenly into every part, and to fill all the holes full of Salt where the kernels were taken out, and where the Butcher's skewers were.

A ROUND of BEEF of 25 pounds will take a pound and a half of Salt to be rubbed in all at first, and requires to be turned and rubbed every day with the Brine ; it will be ready for dressing in four or five days,* if you do not wish it very salt.

In *Summer*, the sooner Meat is salted after it is killed the better, and care must be taken to defend it from the flies.

In *Winter*, it will eat the shorter and tenderer, if kept a few days (according to the temperature of the weather) until its fibre

* If not to be cut till Cold, two days' longer salting will not only improve its flavour, but the Meat will keep better.

has become short and tender, as these changes do not take place after it has been acted upon by the salt.

In *Frosty Weather*, take care the Meat is not frozen, and warm the Salt in a Frying-pan. The extremes of Heat* and Cold are equally unfavourable for the process of Salting—in the former the meat changes before the Salt can affect it,—in the latter it is so hardened, and its juices are so congealed, that the salt cannot penetrate it.

If you wish it RED, rub it first with *Salt-petre*, in the proportion of half an ounce, and the like quantity of moist sugar, to a pound of common Salt. (See SAVOURY SALT BEEF, (414).

You may impregnate meat with a very agreeable Vegetable Flavour, by pounding some *Sweet Herbs*, (387) and an *Onion* with the Salt; you make it still more relishing by adding a little ZEST (229) or *Savoury Spice* (384).

TO PICKLE MEAT.

7. "Six pounds of Salt, one pound of Sugar, and four ounces of Salt-petre, boiled with four gallons of water, skimmed, and allowed to cool, forms a very strong pickle, which will preserve any Meat completely immersed in it. To effect this, which is essential, either a heavy board or a flat stone must be laid upon the meat. The same pickle may be used repeatedly, provided it be boiled up occasionally with additional Salt to restore its strength, diminished by the combination of part of the Salt with the meat, and by the dilution of the pickle by the juices of the meat extracted. By boiling, the *Albumen*, which would cause the pickle to spoil, is coagulated, and rises in the form of scum, which must be carefully removed."—See *Supplement to Encyclop. Britan.* vol. iv. p. 340.

Meat kept immersed in pickle gains weight. In one experiment by Messrs. Donkin and Gamble, there was a gain of three per cent. and in another of two and a half; but in the common way of salting, when the meat is not immersed in pickle, there is a loss of about one pound, or one and a half, in sixteen. See Dr. Wilkinson's Account of the preserving power of PYRO-LIGENOUS ACID, &c. in the *Philosophical Magazine* for 1821, No. 273, p. 12.

An H-bone of 10 or 12 pounds weight will require about three quarters of a pound of Salt and an ounce of moist Sugar to be well rubbed into it;—it will be ready in four or five days, if turned and rubbed every day.

* In the West Indies they can scarcely cure Beef with pickle, but easily preserve it by cutting it into thin slices and dipping them in Sea Water, and then drying them quickly in the Sun; to which they give the name of *Jerked Beef*.—BROWNRIG on Salt, 8vo. p. 762.

The Time Meat requires Salting depends upon the Weight of it, and how much salt is used ; and if it be rubbed in with a heavy hand, it will be ready much sooner than if only lightly rubbed.

N.B. Dry the Salt, and rub it with the Sugar in a mortar.

PORK requires a longer time to cure (in proportion to its weight) than Beef: *a Leg of Pork* should be in Salt eight or ten days: turn it and rub it every day.

Salt Meat should be well washed before it is Boiled, especially if it has been in Salt long, that THE LIQUOR in which the meat is boiled may not be too Salt to make Soup of. (203, &c. and 530).

If it has been in salt a long time, and you fear that it will be too Salt, wash it well in cold water, and soak it in luke-warm water for a couple of hours:—if it is *very Salt*, lay it in water the night before you intend to dress it.

A ROUND OF SALTED BEEF.

8. As this is too large for a moderate family, we shall write directions for the dressing half a round: *get the Tongue side*.

Skewer it up tight and round, and tie a fillet of broad tape round it, to keep the skewers in their places.

Put it into plenty of cold water, and carefully catch the scum as soon as it rises ;—let it boil till all the scum is removed, and then put the boiler on one side of the fire, to keep *simmering* slowly till it is done.

Half a round of 15 lbs. will take about three hours—if it weighs more, give it more time.

When you take it up, if any stray scum, &c. sticks to it, that has escaped the vigilance of your skimmer, wash it off with a Paste-Brush—garnish the dishes with Carrots and Turnips:—send up Carrots (128), Turnips (129), and parsneps, or Greens (114), &c. on separate dishes. Pease Pudding (530), and MY PUDDING (516), are all very proper Accompaniments.

N.B. The *Outside Slices*, which are generally too much salted and too much boiled, will make a very good relish as *Potted Beef*, (418). For using up the remains of a Joint of Boiled Beef, see also *Bubble and Squeak* (424).

H-BONE OF BEEF,

9. Is to be managed in exactly the same manner as the Round, but will be sooner boiled, as it is not so solid: an H-bone of 20lbs. will be done enough in about four hours,—of 10lbs. in three hours, more or less, as the weather is hotter or colder. Be sure the boiler is big enough to allow it plenty of water-room ; let it be well covered with water, set the pot on one side of the fire to boil gently ; if it

boils quick at first, no art can make it tender after; *the slower it boils, the better it will look, and the tenderer it will be.* The same accompanying vegetables as in the preceding Receipt. Dress plenty of Carrots, as cold Carrots are a general favourite with cold Beef.

Mem.—Epicures say that the *soft* Fat-like Marrow, which lies on the back, is delicious when *Hot*, and the *hard* Fat about the upper corner is best when *Cold*.

To make PERFECTLY GOOD PEASE SOUP in *Ten Minutes*, of the Liquor in which the Beef has been boiled, see N.B. to (218).

Obs.—In “Mrs. Mason’s Ladies’ Assistant” this joint is called *Haunch-bone*; in “Henderson’s Cookery,” *Edge-bone*; in “Domestic Management,” *Aitch-bone*; in “Reynolds’ Cookery,” *Ische-bone*; in “Mrs. Lydia Fisher’s Prudent Housewife,” *Ach-bone*; in “Mrs. M’Iver’s Cookery,” *Hook-bone*. We have also seen it spelt *Each-bone* and *Ridge-bone*; and we have also heard it called *NATCH-BONE*.

N.B. Read the note under (8), and to make perfectly good PEASE SOUP of the POT-LIQUOR, in *ten minutes*, see *Obs.* to (203, 211, and 530).

RIBS OF BEEF SALTED AND ROLLED.

10. Briskets, and the various other pieces, are dressed in the same way. “*Wow-Wow*” sauce (28) is an agreeable Companion.

HALF A CALF’S HEAD.

11. Cut it in two, and take out the Brains;—wash the head well in several waters, and soak it in warm water for a quarter of an hour before you dress it. Put the Head into a Sauce-pan with plenty of cold water; when it is coming to a boil, and the scum rises, carefully remove it.

Half a Calf’s Head (*without the skin*) will take from an hour and a half to two hours and a quarter, according to its size; *with the Skin on*, about an hour longer:—it must be *stewed very gently* till it is tender; it is then extremely nutritive, and easy of digestion.

Put eight or ten Sage leaves (some Cooks use Parsley instead, or equal parts of each), into a small sauce-pan,—boil them tender (about half an hour), then chop them very fine, and set them ready on a plate.

Wash the BRAINS well in two waters; put them into a large Basin of cold water, with a little salt in it, and let them soak for an hour,—then pour away the cold, and cover them with hot water; and when you have cleaned and skinned them, put them into a Stew-pan with plenty of cold water,—when it boils, take the scum off very carefully, and boil gently for 10 or 15 minutes,—now chop them (not very fine); put them into a sauce-pan with the Sage

leaves and a couple of table-spoonsful of thin melted butter and a little salt (to this some Cooks add a little Lemon-juice), and stir them well together ; and as soon as they are well warmed) take care they don't burn) *skin the Tongue**—trim off the roots, and put it in the middle of a dish, and the Brains round it. Or chop the Brains with an Eschalot, a little Parsley, and four hard-boiled Eggs, and put them into a quarter of a pint of Bechamel, or White Sauce (308). A Calf's Cheek is usually attended by a Pig's Cheek, a knuckle of Ham or Bacon (14, or 443), or Pickled Pork (12), and Greens, Brocoli, Cauliflowers, or Pease, and always by Parsley and Butter, (see 234, 275, or 293).

If you like it FULL DRESSED, score it superficially,—beat up the yolk of an Egg, and rub it over the head with a feather ; powder it with a seasoning of finely minced (or dried and powdered) Winter Savoury or Lemon-thyme (or Sage), Parsley, Pepper, and Salt, and bread crumbs, and give it a brown with a salamander, or in a Tin Dutch oven : when it begins to dry, sprinkle a little melted butter over it with a paste-brush.

You may *Garnish the Dish* with Broiled Rashers of Bacon (443 or 444).

Obs.—*Calf's Head* is one of the most delicate and favourite dishes in the list of boiled meats ;—but nothing is more insipid when cold ; and nothing makes so nice a *Hash* ; therefore don't forget to save a quart of the Liquor it was boiled in to make Sauce, &c. for the HASH, (see also 438). Cut the head and tongue into slices ; trim them neatly, and leave out the gristles and fat, and slice some of the Bacon that was dressed to eat with the head, and warm them in the hash.

Take the bones and the trimmings of the Head, a bundle of Sweet Herbs, an Onion, a roll of Lemon-Peel, and a blade of bruised Mace : put these into a sauce-pan with the quart of liquor you have saved, and let it boil gently for an hour ; pour it through a sieve into a basin—wash out your stew-pan—add a table-spoonful of flour to the Brains, and Parsley and Butter you have left, and pour it to the gravy you have made with the bones and trimmings ; let it boil up for ten minutes, and then strain it through a hair-sieve ; season it with a table-spoonful of White Wine, or of Catchup (375), or Sauce Superlative (370) ; give it a boil up, skim it, and then put in the Brains and the slices of Head and Bacon ; as soon as they are thoroughly warm (*it must not boil*) the hash is ready. Some Cooks Egg, bread-crumbs, and fry the finest pieces of the head, and lay them round the hash.

* This, *Salted*, makes a very pretty Supper-dish.

N.B. You may garnish the edges of the dish with slices of Bacon toasted in a Dutch oven (see 443 or 444), slices of Lemon and fried Bread.

To make GRAVY FOR HASHES, &c. see (305).

PICKLED PORK

12. Takes more time than any other meat. *If you buy your Pork ready salted*, ask how many days it has been in salt; if many, it will require to be soaked in water for six hours before you dress it. When you cook it, wash and scrape it as clean as possible; when delicately dressed, it is a favourite dish with almost every body. *Take care it does not Boil fast*; if it does, the Knuckle will break to pieces before the thick part of the meat is warm through; a LEG of seven pounds takes three hours and a half *very slow simmering*. Skim your pot very carefully, and when you take the meat out of the Boiler, scrape it clean.

Some sagacious Cooks (who remember to how many more nature has given Eyes than she has given Tongues and Brains), when Pork is boiled, score it in Diamonds, and take out every other square—and thus present a retainer to the eye to plead for them to the palate,—but this is pleasing the Eye at the expense of the Palate. A Leg of nice Pork, nicely salted, and nicely boiled, is as nice a cold relish as cold Ham—especially if, instead of cutting into the middle when hot, and so letting out its juices, you cut it at the Knuckle:—slices broiled, as (402), are a good luncheon, or Supper.—To make PEASE PUDDING, and PEASE SOUP EXTEMPORE, see N.B. to (203 and 530).

MEM.—Some Persons who sell *Pork ready Salted* have a silly trick of cutting the Knuckle in two—we suppose that this is done to save their salt; but it lets all the Gravy out of the Leg; and unless you boil your Pork merely for the sake of the Pot-liquor, which in this case receives all the goodness and strength of the meat,—friendly Reader, your Oracle cautions you to *Buy no Leg of Pork which is slit at the Knuckle*.

If Pork is not done enough, nothing is more disagreeable;—if too much, it not only loses its colour and flavour, but its substance becomes soft like a jelly.

It must never appear at table without a good Pease Pudding (see 530), and, if you please, *Parsneps* (127); they are an excellent Vegetable, and deserve to be much more popular; or Carrots (128), Turnips and Greens, or Mashed Potatoes, &c. (102).

Obs.—Remember not to forget the MUSTARD-Pot (310, 311, and 369).

PETIT-TOES, OR SUCKING PIG'S FEET.

13. Put a thin slice of bacon at the bottom of a stew-pan with some broth, a blade of mace, a few pepper-corns, and a bit of thyme:—boil the feet till they are quite tender; this will take full twenty minutes:—but the heart, liver and lights, will be done enough in ten, when they are to be taken out, and minced fine.

Put them all together into a Stew-pan with some Gravy; thicken it with a little butter rolled in flour; season it with a little pepper and salt, and set it over a gentle fire to simmer for five minutes, frequently shaking them about.

While this is doing, have a thin slice of Bread toasted very lightly; divide it into Sippets, and lay them round the dish: pour the mince and sauce into the middle of it, and split the feet, and lay them round it.

N.B. Petitoes are sometimes boiled and dipped in batter, and fried a light brown.

Obs.—If you have no Gravy, put into the water you stew the petitoes in an Onion, a sprig of Lemon Thyme, or sweet Marjoram, with a blade of bruised Mace, a few black Peppers, and a large teaspoonful of Mushroom catchup (375), and you will have a very tolerable substitute for Gravy. A bit of (227) will be a very great improvement to it.

BACON.

14. Cover a pound of nice streaked Bacon (as the Hampshire housewives say—that “has been starved one day, and fed another”) with cold water, let it boil gently for three quarters of an hour; take it up, scrape the under side well, and cut off the rind; grate a Crust of bread not only on the top, but all over it, as directed for the Ham in the following receipt, and put it before the fire for a few minutes: it must not be there too long, or it will dry it and spoil it.

Two pounds will require about an hour and a half, according to its thickness,—the hock or gammon being very thick, will take more.

Obs. See (443 and 444); *when only a little Bacon is wanted*, these are the best ways of dressing it.

The boiling of *Bacon* is a very simple subject to comment upon,—but our main object is to teach COMMON COOKS the art of dressing common food in the best manner.

BACON is sometimes as salt as salt can make it, therefore before it is boiled it must be soaked in warm water for an hour or two, changing the water once; then pare off the rusty and smoked part, trim it nicely on the under side, and scrape the rind as clean as possible.

MEM.—BACON is an extravagant article in Housekeeping, there is

often twice as much dressed as need be,—when it is sent to table as an accompaniment to boiled Poultry or Veal, a pound and a half is plenty for a dozen people. A good *German Sausage* is a very economical substitute for Bacon—or fried *Pork Sausages*, (86).

HAM,

15. Though of the Bacon kind, has been so altered and hardened in the curing, that it requires still more care.

Ham is generally not half-soaked,—as salt as Brine, and hard as Flint; and it would puzzle the Stomach of an Ostrich to digest it.

MEM.—The Salt, Seasoning, and Smoke, which preserve it before it is eaten, prevent its solution after; and unless it be very long and very gently stewed, the strongest stomach will have a tough Job to extract any nourishment from it. If it is a *very dry Westphalia Ham*, it must be soaked, according to its age and thickness, from 12 to 24 hours;—for a *Green Yorkshire or Westmoreland Ham*, from four to eight hours will be sufficient. Luke-warm water will soften it much sooner than cold—when sufficiently soaked, trim it nicely on the underside—and pare off all the rusty and smoked parts till it looks delicately clean.

	lb.	oz.
A Ham weighed before it was soaked - - - -	13	0
After - - - - -	12	4
Boiled - - - - -	13	4
Trimmed for table - - - - -	10	12

Give it plenty of water-room, and put it in while the water is cold,—let it heat very gradually, and let it be on the fire an hour and a half before it comes to a boil—let it be well skimmed, and keep it simmering very gently: a middling-sized ham of fifteen pounds will be done enough in about four or five hours, according to its thickness.

If not to be cut till Cold, it will cut the shorter and tenderer for being boiled about half an hour longer. In a very small Family, where a Ham will last a week or ten days, it is best Economy not to cut it till it is cold—it will be infinitely more juicy.

Pull off the *Skin* carefully, and preserve it as whole as possible; it will form an excellent covering to keep the Ham moist;—when you have removed the skin, rub some *Bread Raspings* through a Hair-sieve, or grate a crust of Bread; put it into the perforated cover of the Dredging-box, and shake it over it, or glaze it: trim the Knuckle with a fringe of cut writing-paper. You may garnish with Spinage or Turnips, &c.

Obs.—To POT HAM (428), is a much more useful and economical way of disposing of the remains of the joint, than making *Es-*

sence of it (300). *To make Soup of the Liquor it is boiled in*, see N.B. to (530).

TONGUE.

16. A Tongue is so hard, whether prepared by drying or pickling, that it requires much more cooking than a Ham ;—nothing of its weight takes so long to dress it properly.

A tongue that has been salted and dried should be put to soak (*if it is Old and very hard*, 24 hours before it is wanted) in plenty of water ;—a *Green one* fresh from the pickle requires soaking only a few hours :—put your Tongue into plenty of Cold water ; let it be an hour gradually warming ; and give it from three and a half to four hours *very slow simmering*, according to the size, &c.

Obs.—When you choose a Tongue, endeavour to learn how long it has been dried or pickled,—pick out the plumpest, and that which has the smoothest skin, which denotes its being young and tender.

The Roots, &c. make an excellent relish *POTTED*, like (428)—or Pease Soup (203).

N.B.—Our correspondent, who wished us, in this Edition, to give a receipt to *ROAST A TONGUE*, will find an answer in (81).

TURKEYS, CAPONS, FOWLS, CHICKENS, &c.

17. Are all Boiled exactly in the same manner, only allowing time, according to their size. For the *Stuffing*, &c. (317, 318, and 319), some of it made into Balls, and boiled or fried, make a *nice garnish*, and are handy to help—and you can then reserve some of the inside stuffing to eat with the Cold fowl, or enrich the Hash (449 and 454).

A Chicken will take about - - - - - 20 minutes.

A Fowl - - - - - 40

A fine Five-toed Fowl or a Capon, about an hour.

A small Turkey, an hour and a half.

A large one, two hours or more.

Chickens or Fowls should be killed at least one or two days before they are to be dressed.

Turkeys (especially large ones) should not be dressed till they have been killed three or four days at least—in *Cold Weather* six or eight,—or they will neither look White nor eat tender.*

Turkeys, and large Fowls, should have the strings or sinews of the thighs drawn out.

TRUSS THEM with the legs outward, they are much easier carved.

* BAKER in his Chronicle tells us the Turkey did not reach England till A.D. 1524, about the 15th of Henry the 8th : he says,

“ *Turkies*, carps, hoppes, piccarell, and beere,
Came into England all in one year.”

Fowls for Boiling should be chosen as white as possible: those which have black legs should be roasted. The best use of THE LIVER is to make Sauce. (251, 252).

Poultry must be well washed in warm water—if *very dirty* from the singeing, &c. rub them with a little white Soap,—but thoroughly rinse it off—before you put them into the pot.

Make a good and clear fire: set on a clean pot, with pure and clean water, enough to well cover the Turkey, &c.; the slower it boils, the whiter and plumper it will be.—When there rises any scum, remove it; the common method of some (who are more nice than wise) is to wrap them up in a cloth, to prevent the scum attaching to them; which, if it does, by your neglecting to skim the pot, there is no getting it off afterwards, and the Poulterer is blamed for the fault of the Cook.

If there be water enough, and it is *attentively skimmed*, the Fowl will both look and eat much better this way than when it has been covered up in the cleanest cloth; and the colour and flavour of your Poultry will be preserved in the most delicate perfection.

Obs.—*Turkey* deserves to be accompanied by *Tongue* (16), or *Ham* (15); if these are not come-at-able, don't forget *Pickled Pork* (12), or *Bacon* and *Greens* (443 or 444), or *Pork Sausages* (86); *Parsley* and *Butter* (234); don't pour it over, but send it up in a boat; *Liver* (251), *Egg* (239), or *Oyster sauce* (246). To warm cold *Turkey*, &c. see (454), and following.

To Grill the Gizzard and Rump, see (457). Save a quart of the liquor the Turkey was boiled in—this, with the bones and trimmings, &c. will make good gravy for a Hash, &c.

RABBITS.

18. Truss your Rabbits short, lay them in a Basin of warm water for ten minutes,—then put them into plenty of water, and boil them about half an hour; if *Large* ones, three quarters; if *very Old*, an hour; smother them with plenty of White Onion sauce (265), mince the Liver, and lay it round the dish, or make Liver sauce (251), and send it up in a boat.

Obs.—Ask those you are going to make Liver sauce for, if they like plain Liver sauce, or Liver and Parsley, or Liver and Lemon sauce (see 251, 52, 53).

N.B.—It will save much trouble to the Carver, if the Rabbits be cut up in the Kitchen into pieces fit to help at table, and the Head divided, and one-half laid at each end, and slices of Lemon and the Liver, chopped very finely, laid on the sides of the Dish.

At all events, cut off the Head before you send it to Table,—we

hardly remember that the thing ever lived if we don't see the Head, while it may excite ugly ideas to see it cut up in an attitude imitative of Life ; besides, for the preservation of the Head, the poor animal sometimes suffers a slower Death.

TRIPE.*

19. Take care to have *fresh* Tripe, cleanse it well from the fat, and cut it into pieces about two inches broad and four long : put it into a stew-pan, and cover it with Milk and water, and let it boil gently till it is tender.

If the Tripe has been prepared as it usually is at the Tripe shops, it will be enough in about an hour, (this depends upon how long it has been previously boiled at the Tripe shop) ; *if entirely undressed*—it will require two or three hours—according to the Age and Quality of it.

Make some ONION SAUCE in the same manner as you do for Rabbits (265), or boil (slowly by themselves) some Spanish, or the whitest common Onions you can get ;—peel them before you boil them ; when they are tender, which a middling-sized Onion will be in about three quarters of an hour, drain them in a hair-sieve, take off the top skins till they look nice and white, and put them with the Tripe into a tureen or soup dish, and take off the fat if any floats on the surface.

Obs.—Rashers of Bacon (443, 444), or Fried Sausages (86), are a very good accompaniment to boiled Tripe, Cow-heels, or Calf's Feet : see MR. MICH. KELLY'S SAUCE (275), or Parsley and Butter (234), or Caper Sauce (244), with a little Vinegar and Mustard added to them—or Salad Mixture (313, 382).

TRIPE holds the same rank among Solids, that WATER-GRUEL does among Soups—and the former is desirable at Dinner, when the latter is welcome at Supper. Read (669).

COW-HEEL,

20. In the hands of a skilful Cook, will furnish several good Meals ; when boiled tender (see 627), cut it into handsome pieces, Egg and bread-crumb them, and Fry them a light brown, and lay them round a dish, and put in the middle of it sliced Onions fried, or the accompaniments ordered for Tripe. *The Liquor they were boiled in* will make Soups (211, 218, or 530).

N.B.—We give no Receipts to boil VENISON, GEESE, DUCKS, PHEASANTS, WOODCOCKS, and PEACOCKS, &c.—as our aim has been to make a useful Book, not a Big one (see 81).

* "HOMERE rapporte, que dans un régal magnifique préparé pour *Achille*, on servit des tripes de bœuf, et que cela s'était toujours observé aux REPAS DES HEROS."—*Cours Gastronomique*, p. 155.

ROASTING.

N.B.—If the time we have allowed for Roasting appears rather longer than what is stated in former works, we can only say, we have written from actual Experiments,—and that the difference may be accounted for, by common Cooks generally being fond of too fierce a fire, and of putting things too near to it.

Our calculations are made for a Temperature of about 50 degrees of Fahrenheit. SLOW ROASTING is as advantageous to the tenderness and flavour of Meat as Slow Boiling, of which every body understands the importance. See the account of Count Rumford's Shoulder of Mutton.

The warmer the weather, and the Staler killed the Meat is, the less time it will require to roast it.

Meat that is very Fat—requires more time than we have stated.

BEEF is in proper season throughout the whole year. MEM.—As Butchers generally calculate upon its being a Sunday's Dinner, you can seldom depend upon its being tender on any other day.

SIR-LOIN OF BEEF.

21. THE Noble SIR-LOIN* of about fifteen pounds, (if much thicker, the outside will be done too much before the inside is enough), will require to be before the fire about three and a half or four hours; take care to spit it evenly, that it may not be heavier on one side than the other;—put a little clean Dripping into the dripping-pan, (tie a sheet of paper over it to preserve the Fat,†)

* This joint is said to owe its name to King Charles the Second, who, dining upon a Loin of Beef, and being particularly pleased with it, asked the name of the Joint; said for its merit it should be knighted, and henceforth called Sir-Loin.

“ Our second Charles, of fame facete,
On Loin of Beef did dine;
He held his sword, pleas'd, o'er the meat,
‘ Arise thou famed Sir-Loin.’ ”

Ballad of the New Sir John Barleycorn.

The ballad of “ The Gates of Calais ” calls it

“ Renowned Sir-Loin, oft-times decreed
The theme of English Ballad;
On thee our Kings oft deign to feed,
Unknown to Frenchman's palate;
Then how much doth thy taste exceed
Soup-meagre, frogs, and salad ! ”

† “ In the present fashion of FATTENING CATTLE, it is more desirable to roast away the Fat than to preserve it. If the honourable Societies of Agriculturists, at the time they consulted a learned Professor about the composition of Manures, had consulted some competent authority on the nature of Animal Substances, the Public might have escaped the over-grown corpulency of the Animal flesh, which every where fills the markets.”—*Domestic Management*, 12mo, 1813, p. 182.

“ Game, and other wild animals proper for food, are of very superior qualities to the tame—from the total contrast of the circumstances attending them. They have a free range of exercise in the open air, and choose their own food, the good effects of which are very evident in a short delicate texture of flesh, found only in them. Their juices and flavour are more pure, and their Fat, when it is in any degree, as in Venison, and some other instances, differs as much from that of our fatted Animals, as Silver and Gold from the grosser metals. The superiority of WELSH MUTTON and SCOTCH BEEF is owing to a similar cause.”—*Ibid*, p. 150.

baste it well as soon as it is put down, and every quarter of an hour all the time it is roasting, till the last half hour; then take off the paper, and make some Gravy for it (234): stir the fire and make it clear; to *Brown and Froth* it, sprinkle a little salt over it, baste it with butter, and dredge it with flour; let it go a few minutes longer, till the froth rises, take it up, put it on the dish, &c.

Garnish it with Hillocks of HORSERADISH scraped as fine as possible with a very sharp knife, (see 386 and 339). A Yorkshire pudding is an excellent accompaniment (529 or 516).

Obs.—The Inside of the Sir-Loin must never be cut* Hot, but reserved entire for the HASH, or a MOCK HARE (67). (For various ways of Dressing the INSIDE OF THE SIR-LOIN, (see 394, 395); for the Receipt to Hash or Broil Beef, (399, and 401 and 402); and for other ways of employing the remains of a joint of cold beef, (see 419, 20, 21, 22, 23, 24, 25).

RIBS OF BEEF.

22. The FIRST THREE RIBS, of fifteen or twenty pounds, will take three hours, or three and a half: THE FOURTH AND FIFTH RIBS will take as long, managed in the same way as the Sir-Loin. Paper the Fat, and the thin part, or it will be done too much, before the thick part is done enough.

N.B. A *Pig-iron* placed before it on the bars of the grate answers every purpose of keeping the thin part from being too much done.

Obs.—Many persons prefer the *Ribs* to the *Sir-Loin*.

RIBS OF BEEF BONED AND ROLLED.

23. When you have kept two or three ribs of beef till quite tender, take out the bones, and skewer it as round as possible (like a fillet of veal):—before they roll it, some Cooks Egg it, and sprinkle it with veal stuffing (317). As the meat is more in a solid mass, it will require more time at the fire than in the preceding

If there is more FAT than you think will be eaten with the meat, cut it off, it will make an excellent PUDDING (516); or clarify it, (See 83), and use it for Frying:—for those who like their meat done thoroughly, and use a moderate fire for roasting, the Fat need not be covered with paper.

If your Beef is large, and your family small, cut off the thin end and salt it, and cut out and dress the fillet (*i.e.* commonly called the inside) next day as MOCK HARE (67): thus you get *Three good hot Dinners*. (See also 397). For SAUCE, for Cold Beef, see (304), Cucumber Vinegar, (339), and Horseradish Vinegar, (340 and 386).

* This joint is often spoilt for the next day's use, by an injudicious mode of Carving. If you object to the outside, take the brown off, and help the next—by the cutting it only on one side, you preserve the gravy in the meat, and the goodly appearance also—by cutting it, on the contrary, down the middle of this joint, all the gravy runs out, it becomes dry, and exhibits a most unseemly aspect when brought to table a second time."—From UDE's *Cookery*, 8vo, 1818, p. 102.

receipt; a piece of ten or twelve pounds' weight will not be well and thoroughly roasted in less than four and a half or five hours.

For the first half hour, it should not be less than twelve inches from the fire, that it may get gradually warm to the centre:—the last half hour before it will be finished, sprinkle a little salt over it; and if you wish to froth it, flour it, &c.

MUTTON.*

24. As beef requires a large sound fire, mutton must have a brisk and sharp one:—if you wish to have Mutton *tender*, it should be hung almost as long as it will keep:† and then good *eight-tooth*, i.e. four years' old Mutton, is as good eating as Venison, if it is accompanied by (287 and 297).

The Leg, Haunch, and Saddle, will be the better for being hung up in a cool airy place for four or five days at least; in *Temperate* weather, a week;—in *Cold* weather, ten days.

If you think your Mutton will not be tender enough to do honour to the Spit, dress it as a "*Gigot de sept heures*," (see N.B. to l. and 411).

A LEG,

25. Of eight pounds, will take about two hours:—let it be well basted, and frothed in the same manner as directed in (21). To HASH MUTTON, (399). To BROIL IT, (402, &c.)

A CHINE OR SADDLE,

26. (*i. e.* the two Loins) of ten or eleven pounds, two hours and a

* DEAN SWIFT'S *Receipt to Roast Mutton.*

To GEMINIANI'S beautiful air—" *Gently touch the warbling lyre.*"

"Gently stir and blow the fire,
Lay the mutton down to roast,
Dress it quickly, I desire;
In the dripping put a toast,
That I hunger may remove;—
Mutton is the meat I love.

On the dresser see it lie;
Oh! the charming white and red!
Finer meat ne'er met the eye,
On the sweetest grass it fed;
Let the jack go swiftly round,
Let me have it nicely browned.

On the table spread the cloth,
Let the knives be sharp and clean,
Pickles get and salad both,
Let them each be fresh and green.
With small beer, good ale, and wine,
O ye gods! how I shall dine!"

† See the chapter of ADVICE TO COOKS.

half: it is the business of the Butcher to take off the skin and skewer it on again, to defend the meat from extreme heat, and preserve its succulence; if this is neglected, tie a sheet of paper over it (baste the strings you tie it on with directly, or they will burn); about a quarter of an hour before you think it will be done, take off the skin or paper, that it may get a pale brown colour, then baste it and flour it lightly to froth it. We like (297) for sauce.

N.B. *Desire the Butcher to cut off the Flaps and the tail and chump end, and trim away every part that has not indisputable pretensions to be eaten.* This will reduce a Saddle of eleven pounds' weight to about six or seven pounds.

A SHOULDER,

27. Of seven pounds,—an hour and a half; put the spit in close to the shank bone, and run it along the blade-bone.

N.B. The BLADE-BONE is a favourite Luncheon or Supper relish, scored, peppered, and salted, and broiled, or done in a Dutch Oven.

A LOIN,*

28. Of Mutton, from an hour and a half to an hour and three quarters.—*The most elegant way of Carving this* is to cut it lengthwise, as you do a Saddle; read (26).

N.B. Spit it on a skewer or lark-spit, and tie that on the common spit, and do not spoil the meat by running the spit through the prime part of it.

A NECK,

29. About the same time as a Loin. It must be carefully jointed, or it is very difficult to carve. The Neck and Breast are in small families commonly roasted together; the Cook will then crack the bones across the middle before they are put down to roast; if this is not done carefully, they are very troublesome to carve.—tell the Cook, when she takes it from the Spit, to separate them before she sends them to table.

Obs.—If there is more *Fat* than you think will be eaten with the lean, cut it off, and it will make an excellent SUET PUDDING, (514 or 516).

N.B.—The best way to Spit this is to run iron skewers across it, and put the spit between them.

* *Common Cooks very seldom brown the ends of Necks and Loins; to have this done nicely, let the fire be a few inches longer at each end than the joint that is roasting, and occasionally place the spit slanting, so that each end may get sufficient fire; otherwise, after the meat is done you must take it up, and put the ends before the fire.*

A BREAST,

30. An hour and a quarter.

To grill a breast of Mutton, (see Obs. to 38).

A HAUNCH,

31. (*i.e.* the leg and part of the loin) of Mutton : send up two sauce boats with it ; one of rich Mutton Gravy, made without Spice or Herbs (298), and the other of Sweet Sauce (297). It generally weighs about 15 pounds, and requires about three hours and a half to roast it.

MUTTON, VENISON FASHION.

32. Take a neck of good four or five years' old Southdown wether Mutton, cut long in the bones ; let it hang (in temperate weather) at least a week : two days before you dress it, take allspice and black pepper, ground and pounded fine, a quarter of an ounce each, rub them together, and then rub your mutton well with this mixture twice a day ;—when you dress it, wash off this spice with warm water, and roast it in paste, as we have ordered the Haunch of Venison (62).

Obs.—Persevering and Ingenious Epicures have invented many methods to give Mutton the flavour of Venison ;—some say that *Mutton*, prepared as above, may be mistaken for *Venison*,—others, that it is full as good ; the refined palate of a *Grand Gourmand*, (in spite of the Spice and Wine the meat has been fuddled and rubbed with) will perhaps still protest against "*Welsh Venison*"—and indeed we do not understand by what conjuration Allspice and Claret can communicate the flavour of VENISON to *Mutton* :—we confess our fears that the flavour of Venison (especially of its Fat) is inimitable—but believe you may procure *Prime eight-toothed Wether MUTTON*, keep it the proper time, and send it to table with the accompaniments (297 and 298, &c.) usually given to Venison, and a rational Epicure will eat it with as much satisfaction as he would "feed on the King's Fallow Deer."

VEAL.

33. VEAL requires particular care to roast it a nice brown. Let the fire be the same as for beef ; a sound large fire for a large joint, and a brisker for a smaller ; put it at some distance from the fire to soak thoroughly, and then draw it near to finish it brown.

When first laid down, it is to be basted ;—baste it again occasionally. When the Veal is on the dish, pour over it half a pint

of melted Butter (229) : if you have a little brown Gravy by you, add that to the Butter (see 284). *With those joints which are not Stuffed, send up Force meat* (317 or 318) in Balls, or rolled into Sausages, *as garnish to the dish*, or fried Pork Sausages (86) ; Bacon (14, or 443, or 444), and Greens are also always expected with Veal.

FILLET OF VEAL,

34. Of from twelve to sixteen pounds, will require from four to five hours at a good fire ; make some Stuffing or Force meat (317 or 18), and put it under the flap, that there may be some left to eat cold, or to season a HASH ;* brown it, and pour good melted butter (229) over it, as directed in (33).

Garnish with thin slices of lemon and Cakes or Balls of Stuffing, or (317, or 318), or Duck stuffing (61), or Fried Pork Sausages (see 86), Curry sauce (299), Bacon (14), and Greens, &c.

N.B. Potted Veal (419).

Obs.—A bit of the Brown outside is a favourite with the Epicure in Roasts.—The KIDNEY cut out—sliced and broiled, is a high relish, which some *Bons Vivants* are fond of.

A LOIN,

35. Is the best part of the Calf, and will take about three hours' roasting. Paper the kidney fat, and the back : some Cooks send it up on a Toast, which is eaten with the Kidney and the fat of this part, which is as delicate as any marrow. If there is more of it than you think will be eaten with the Veal, before you roast it cut it out, it will make an excellent suet pudding :—*take care to have your fire long enough to brown the ends*—same accompaniments as (34).

A SHOULDER,

36. From three hours to three hours and a half,—stuff it with the forcemeat ordered for the fillet of veal, in the under side, or Balls made of (317).

NECK, BEST END,

37. Will take two hours ;—same accompaniments as (34). The Scrag part is best made into a pie, or broth.

BREAST.

38. From an hour and a half to two hours. Let the caul remain till it is almost done, then take it off to brown it ; baste, flour, and froth it.

* To MINCE or HASH VEAL, see (429) or (430), and to make a RAGOUT of cold Veal, (431).

Obs.—This makes a savoury relish for a Luncheon or Supper:—or, instead of roasting, boil it enough; put it in a cloth between two pewter dishes, with a weight on the upper one, and let it remain so till cold; then pare and trim, egg, and crum it, and broil, or warm it in a Dutch oven; serve with it Capers (244), or Wow Wow Sauce (286). *Breast of Mutton may be dressed the same way.*

VEAL SWEETBREAD.

39. Trim a fine Sweetbread (it cannot be too *fresh*); par-boil it for five minutes, and throw it into a basin of cold water. Roast it plain—or

Beat up the yolk of an Egg, and prepare some fine Bread-crumbs. When the Sweetbread is cold, dry it thoroughly in a cloth; run a lark-spit or a skewer through it, and tie it on the ordinary spit: egg it with a paste-brush; powder it well with bread-crumbs, and roast it.

For Sauce, fried Bread-crumbs round it, and melted butter, with a little Mushroom Catchup (375), and Lemon-Juice (272, 301, or 303), or serve them on buttered Toast, garnished with Egg Sauce (239), or with Gravy (287),

Obs.—Instead of spitting them, you may put them into a tin Dutch Oven, or Fry them (88, 89, or 429).

LAMB,

40. Is a delicate, and commonly considered *Tender* meat—but those who talk of *tender Lamb*—while they are thinking of the Age of the Animal, forget that even a *Chicken* must be kept a proper time after it has been killed, or it will be tough picking.

Woful experience has warned us to beware of accepting an invitation to Dinner on *Easter Sunday*,—unless commanded by a thorough-bred *Gourmand*, our *Incisores*, *Molares*, and *Principal Viscera*, have protested against the Imprudence of encountering *Young tough stringy Mutton*, under the *Misnomen* of GRASS LAMB. The proper name for “*Easter Grass Lamb*” is “*HAY MUTTON*.”

To the usual accompaniments of Roasted Meat, *Green Mint Sauce* (268), a Salad (137 and 313), are commonly added; and some Cooks, about five minutes before it is done, sprinkle it with a little fresh-gathered and finely minced Parsley, or (278): *Lamb and all Young Meats* ought to be thoroughly done; therefore do not take either Lamb or Veal off the Spit till you see it drop white gravy.

Grass Lamb is in season from EASTER to MICHAELMAS.

House Lamb from Christmas to Lady-Day.

Sham Lamb, see *Obs.* to following receipt.

N.B. When green mint cannot be got, Mint Vinegar (338) is an

acceptable substitute for it; and *Crisp Parsley* (278), on a side plate, is an admirable accompaniment.

HIND-QUARTER,

41. Of eight pounds, will take from an Hour and three quarters to two Hours:—baste and froth it in the same way as directed in (21).

Obs.—A Quarter of a *Porkling* is sometimes skinned, cut, and dressed Lamb-fashion, and sent up as a substitute for it. The Leg and the Loin of Lamb, when little, should be roasted together,—the former being lean, the latter fat,—and the Gravy is better preserved.

FORE-QUARTER,

42. Of ten pounds, about two hours.

N. B. It is a pretty general custom, when you take off the Shoulder from the Ribs, to squeeze a Seville orange over them, and sprinkle them with a little Pepper and Salt.

Obs.—This may as well be done by the Cook before it comes to Table; some people are not remarkably expert at dividing these joints nicely.

LEG,

43. Of five pounds, from an hour to an hour and a half.

SHOULDER,

44. With a quick fire, an hour.

See *Obs.* to (27).

RIBS,

45. About an hour to an hour and a quarter; joint it nicely; crack the ribs across, and divide them from the Brisket after it is roasted.

LOIN,

46. An hour and a quarter.

NECK,

47. An hour.

BREAST,

48. Three quarters of an hour.

PORK.

49. The prime season for Pork is from Michaelmas to March.

Take particular care it be DONE ENOUGH: other meats under-done are unpleasant, but PORK is absolutely *uneatable*,—the sight of it is enough to appal the sharpest Appetite, if its Gravy has the least Tint of Redness.

Be careful of the *Crackling*—if this be not *crisp*—or if it be *burned*—you will be scolded.

For SAUCES, (267, 269, and 292).

Obs.—PEASE PUDDING (530) is as good an accompaniment to roasted, as it is to boiled Pork; and most palates are pleased with the *Savoury Powder* set down in (51), or Bread-Crums, mixed with Sage and Onion, minced very fine, or ZEST (299) sprinkled over it.

N. B. "The Western Pigs, from Berks, Oxford, and Bucks, possess a decided superiority over the eastern, of Essex, Sussex, and Norfolk; not to forget another qualification of the former, at which some readers may smile, a thickness of the skin, whence the *Crackling* of the roasted Pork is a fine gelatinous substance, which may be easily masticated; whilst the Crackling of the thin-skinned breeds is roasted into good block Tin, the reduction of which would almost require Teeth of Iron."—MOUBRAY on Poultry, 1816, p. 242.

A LEG,

50. Of eight pounds, will require about three hours: score the skin across in narrow stripes (some score it in diamonds) about a quarter of an inch apart;—stuff the knuckle with sage and onion minced fine, and a little grated bread, seasoned with pepper, salt, and the yolk of an Egg; see DUCK STUFFING, (61).

Do not put it too near the fire,—rub a little sweet Oil on the skin with a paste-brush, or a goose-feather: this makes the *Crackling* crisp and browner than basting it with dripping; and it will be a better colour than all the art of Cookery can make it in any other way. And this is the best way of preventing the skin from blistering—which is principally occasioned by its being put too near the fire.

LEG OF PORK ROASTED WITHOUT THE SKIN, COMMONLY CALLED MOCK GOOSE.*

51. Parboil it; take off the skin, and then put it down to roast; paste it with butter, and make a *Savoury Powder* of finely minced or dried and powdered Sage, ground black pepper, salt, and some bread-crumbs, rubbed together through a colander: you may add to this a little very finely minced Onion; sprinkle it with this when it is almost roasted; put a half pint of made gravy into the dish, and Goose stuffing, (320), under the knuckle skin; or garnish the dish with balls of it fried or boiled.

* Priscilla Haslehurst, in her *Housekeeper's Instructor*, 8vo. Sheffield, 1816, p. 19, gives us a receipt "to goosify a shoulder of Lamb." "Un grand Cuisinier," informed me that "to Lambify" the leg of a Porkling is a favourite Metamorphosis in the French kitchen, when House Lamb is very dear.

THE GRISKIN,

52. Of seven or eight pounds, may be dressed in the same manner:—it will take an hour and a half roasting.

A BACON SPARE-RIB,

53. Usually weighs about eight or nine pounds, and will take from two to three hours to roast it thoroughly—not exactly according to its weight, but the thickness of the meat upon it, which varies very much:—lay the thick end nearest to the Fire.

A proper *BALD Spare-Rib* of eight pounds' weight (so called because almost all the Meat is pared off), with a steady fire, will be done in an hour and a quarter:—there is so little meat on a bald *Spare-Rib*, that if you have a large fierce fire it will be burnt before it is warm through; joint it nicely, and crack the Ribs across as you do Ribs of Lamb.

When you put it down to roast, dust on some flour, and baste it with a little butter; dry a dozen Sage leaves, and rub them through a hair-sieve, and put them into the top of a pepper-box; and about a quarter of an hour before the meat is done, baste it with butter; dust the pulverised Sage, or the *savoury powder* in (51); or sprinkle with Duck Stuffing (61).

Obs.—Make it a general rule never to pour gravy over any thing that is roasted; by so doing, the dredging, &c. is washed off, and it eats insipid.

Some people *carve a Spare-Rib* by cutting out in slices the thick part at the bottom of the bones: when this meat is cut away, the bones may be easily separated, and are esteemed very sweet picking.

Apple-sauce, (269), Mashed Potatoes (102), and good Mustard (311), are indispensable.

LOIN,

54. Of five pounds, must be kept at a good distance from the fire on account of the *Crackling*, and will take about two hours—if very fat, half an hour longer.

Stuff it with Duck Stuffing (320). Score the skin in stripes, about a quarter of an Inch apart, and rub it with Salad Oil, as directed in (50). You may sprinkle over it some of the *Savoury powder* recommended for the Mock Goose (51).

A CHINE,

55. If parted down the back-bone so as to have but one side, a good fire will roast it in two hours; if not parted, three hours.

N.B. Chines are generally salted and boiled.

A SUCKING-PIG*

56. Is in prime order for the spit when about three weeks old.

It loses part of its goodness every hour after it is killed ;—if not quite fresh, no art can make the *Crackling* crisp.

To be in perfection, it should be killed in the morning to be eaten at dinner ;—it requires very careful roasting. A sucking-Pig, like a young Child, must not be left for an instant.

The ends must have much more fire than the middle ; for this purpose is contrived an Iron to hang before the middle part, called a *Pig iron*. If you have not this, use a common flat Iron, or keep the fire fiercest at the two ends.

For the STUFFING, take of the crumb of a stale loaf about five ounces ; rub it through a colander ; mince fine a handful of sage (*i. e.* about two ounces), and a large onion (about an ounce and a half) ;† mix these together with an egg, some pepper and salt, and a bit of butter as big as an egg : fill the belly of the pig with this, and sew it up ; lay it to the fire, and baste it with Salad oil till it is quite done ;—do not leave it a moment ; it requires the most vigilant attendance.

Roast it at a clear brisk fire at some distance. To gain the praise of Epicurean Pig-Eaters, the CRACKLING must be *nicely crisped* and delicately *lightly browned*, without being either blistered or burnt.

A small three-weeks' old Pig will be enough‡ in about an hour and a half.

Before you take it from the Fire, cut off the head, and part that and the body down the middle ; chop the BRAINS very fine with some boiled Sage leaves, and mix them with good Veal gravy, made as directed in (187), or Beef Gravy (287), or what runs from the Pig when you cut its head off. Send up a tureenful of Gravy (287) besides. Currant Sauce is still a favourite with some of the old school.

Lay your Pig back to back in the dish, with one half of the head on each side, and the EARS one at each end, which you must take care to make nice and *crisp*, or you will get scolded, and deservedly, as the silly fellow was who bought his wife a pig with only one ear.

* Mons. GRIMOD designates this "*Animal modeste, ennemi du faste, et le Roi des Animaux immondes.*" Maitland, in p. 758, of vol. ii. of his *History of London*, reckons that the number of *Sucking-Pigs* consumed in the City of London in the year 1725, amounted to 52,000.

† Some *delicately sensitive* Palates desire the Cook to *parboil* the Sage and Onions (before they are cut) to soften and take off the rawness of their flavour ; the older and drier the Onion, the stronger will be its flavour ; and the learned EVELYN orders these to be *edulcorated* by gentle maceration.

‡ An ancient culinary Sage says—"When you see a Pig's Eyes drop out, you may be satisfied—he has had enough of the Fire!" This is no criterion that the body of the Pig is done enough, but arises merely from the briskness of the Fire before the head of it.

When you cut off the Petitoes, leave the skin long, round the ends of the legs. When you first lay the Pig before the fire, rub it all over with fresh Butter or Salad Oil; ten minutes after, and the skin looks dry—dredge it well with flour all over—let it remain on an hour—then rub it off with a soft cloth.

N. B. A Pig is a very troublesome subject to Roast, most persons have them *Baked*; send a quarter of a pound of butter, and beg the baker to baste it well.

TURKEY, TURKEY POULTS, AND OTHER POULTRY.

57. A FOWL and a TURKEY require the same management at the fire, only the latter will take longer time.

Many a Christmas dinner has been spoiled by the Turkey having been hung up in a cold larder, and becoming thoroughly frozen;—*Jack Frost* has ruined the reputation of many a Turkey-Roaster:—therefore in *very cold Weather*, remember the *Note* in the 4th page of the 2d chapter of the *RUDIMENTS OF COOKERY*.

Let them be carefully picked, &c. and break the breast bone (to make them look plump), twist up a sheet of clean writing-paper, light it, and thoroughly singe the Turkey all over, turning it about over the flame.

TURKEYS, FOWLS, and CAPONS, have a much better appearance, if, instead of trussing them with the Legs close together, and the feet cut off, the Legs are extended on each side of the bird, and the toes only cut off, with a skewer through each foot, to keep them at a proper distance.

Be careful, when you draw it, to preserve the Liver, and not to break the *Gall-bag*, as no washing will take off the bitter taste it gives, where it once touches.

Prepare a nice clear brisk fire for it.

Make STUFFING according to (317 or 319),—stuff it under the breast where the craw was taken out, and make some into Balls, and boil or fry them, and lay them round the dish;—they are handy to help, and you can then reserve some of the inside stuffing to eat with the cold Turkey, or to enrich a Hash (454).

Score the *Gizzard*, dip it into the Yolk of an Egg or melted butter, and sprinkle it with salt and a few grains of Cayenne, put it under one Pinion, and the Liver under the other, cover the *Liver* with buttered Paper, to prevent it from getting hardened or burnt.

When you first put a Turkey down to roast, dredge it with Flour, then put about an ounce of Butter into a basting-ladle, and as it melts baste the bird therewith.

Keep it at a distance from the fire for the first half hour, that it may warm gradually, then put it nearer, and when it is plumped up, and the steam draws in toward the fire, it is nearly enough; then dredge it lightly with flour, and put a bit of butter into your basting-ladle, and as it melts, baste the turkey with it; this will raise a *finer Froth* than can be produced by using the fat out of the pan.

A *very large Turkey* will require about three hours to roast it thoroughly; a *middling-sized one*, of eight or ten pounds (which is far nicer eating than the very large one), about two hours; a *small one* may be done in an hour and a half.

TURKEY POULTS are of various sizes, and will take about an hour and a half; they should be trussed, with their legs twisted under like a Duck, and the head under the wing like a Pheasant.

Fried PORK SAUSAGES (86) are a very savoury and favourite accompaniment to either roasted or boiled Poultry. A Turkey thus garnished is called "*an ALDERMAN in Chains.*"

Sausage-meat is sometimes used as stuffing, instead of the ordinary *Forcemeat*. (319, &c.)

MEM.—*If you wish a Turkey, especially a very large one, to be tender, never dress it till at least four or five days (in cold weather, eight or ten) after it has been killed. "No man who understands good living will say, on such a day I will eat that Turkey—but will hang it up by four of the large tail-feathers, and when, on paying his morning visit to the Larder, he finds it lying upon a cloth prepared to receive it when it falls, that day let it be cooked."*

Hen Turkeys are preferable to Cocks for whiteness and tenderness, and the small fleshy ones with black legs are most esteemed.

Send up with them Oyster (246), Egg (239), and plenty of Gravy Sauce (287). To HASH TURKEY, (454).

Mem.—Some Epicures are very fond of the Gizzard and Rump peppered and salted, and broiled.—(See 457), "*how to dress a DEVIL with véritable Sauce d'Enfer!*"

CAPONS OR FOWLS,

58. Must be killed a couple of days in moderate, and more in *cold* weather, before they are dressed, or they will eat tough:—a good criterion of the ripeness of Poultry for the spit, is the ease with which you can then pull out the feathers; when a Fowl is plucked, leave a few to help you to ascertain this.

They are managed exactly in the same manner, and sent up with the same sauces as a Turkey, only they require proportionably less time at the fire:—

A FULL-GROWN FIVE-TOED FOWL, about an hour and a quarter.

A MODERATE-SIZED one, an hour.

A CHICKEN, from thirty to forty minutes.

Here, also, *Pork sausages* fried (86), are in general a favourite accompaniment, or Turkey Stuffing; see *Forcemeats* (317, 18, 19, 20); put in plenty of it so as to plump out the fowl, which must be tied closely (both at the neck and rump) to keep in the stuffing.

Some cooks put the Liver of the Fowl into this forcemeat, and others mince it and pound it, and rub it up with flour and melted butter (see 251 and 252).

When the Bird is stuffed and trussed, score the *Gizzard* nicely, dip it into melted butter, let it drain, and then season it with Cayenne and Salt, put it under one pinion, and the *Liver* under the other—to prevent their getting hardened or scorched, cover them with double paper buttered.

Take care that your *Roasted* poultry be well *browned*; it is as indispensable that *roasted* poultry should have a rich *Brown* complexion, as *boiled* poultry should have a delicate *White* one.

Obs.—"The Art of fattening Poultry for the London Market is a considerable branch of rural Economy in some convenient situations, and consists in supplying them with plenty of healthy food, and confining them; and Ducks and Geese must be prevented from going into water, which prevents them from becoming fat, and they also thereby acquire a rancid fishy taste.—They are put into a dark place, and *crammed* with a paste made of Barley Meal, mutton-suet, and some treacle or coarse Sugar mixed with milk, and are found to be completely ripe in a fortnight. If kept longer, the fever that is induced by this continued state of repletion renders them red and unsaleable, and frequently kills them."—But Exercise is as indispensable to the health of Poultry as other creatures, —without it, the fat will be all accumulated in the cellular membrane, instead of being dispersed through its system.—See MOUBRAY on *Breeding and Fattening Domestic Poultry*, 12mo. 1819.

Fowls which are Fattened artificially are by some Epicures preferred to those called Barn-Door Fowls, whom we have heard say, that they should as soon think of ordering a *Barn-Door for Dinner* as a Barn-door Fowl.

The age of poultry makes all the difference:—nothing is tenderer than a young Chicken; few things are tougher than an old Cock or Hen, which is only fit to make Broth. The meridian of perfection of Poultry is just before they have come to their full growth, before they have begun to harden.

For Sauces, see (270), or Liver and Parsley, (251) and 252), and those ordered in the last receipt. To hash it, (454).

GOOSE.

59. When a Goose is well picked, singed, and cleaned, make the STUFFING with about two ounces of Onion,* and half as much Green Sage, chop them very fine, adding four ounces, *i. e.* about a large breakfast-cupful of stale Bread-crumbs, a bit of butter about as big as a walnut, and a very little Pepper and Salt (to this some Cooks add half the Liver,† parboiling it first), the yolk of an egg or two, and incorporating the whole well together, stuff the Goose; do not quite fill it, but leave a little room for the stuffing to swell. Spit it, tie it on the spit at both ends, to prevent its swinging round, and to prevent the stuffing from coming out. From an hour and a half to an hour and three quarters, will roast a fine full-grown Goose. Send up Gravy, and Apple-sauce with it (267, 269, 287, and 290, 291). To hash it, (see 449).

For another Stuffing for Geese, (see 320).

Obs.—"Goose-feeding in the vicinity of the metropolis is so large a concern, that one person annually feeds for market upwards of 5000." "A Goose on a farm in Scotland, two years since, of the clearly ascertained age of 89 years, healthy and vigorous, was killed by a Sow while sitting over her eggs; it was supposed she might have lived many years, and her fecundity appeared to be permanent. Other Geese have been proved to reach the age of 70 years."—MOUBRAY on Poultry, p. 40.

* If you think the flavour of raw Onions too strong, cut them in slices, and lay them in cold water for a couple of hours, or add as much Apple or Potato as you have of Onion.

† Although the whole is rather too luscious for the lingual nerves of the good folks of Great Britain, the Livers of Poultry are considered a very high relish by our Continental neighbours; and the following directions how to procure them in perfection, we copy from the Recipe of "*un Vieil Amateur de Bonne Chère.*"

"The Liver of a Duck, or a Goose, which has submitted to the rules and orders that men of taste have invented for the amusement of his sebaceous glands, is a superlative exquisite to the palate of a Parisian Epicure;—but alas! the poor goose, to produce this darling dainty, must endure sad torments. He must be crammed with meat, deprived of drink, and kept constantly before a hot fire—a miserable martyrdom indeed—and would be truly intolerable if his reflections on the consequences of his sufferings did not afford him some consolation—but the glorious prospect of the delightful growth of his liver gives him courage and support; and when he thinks how speedily it will become almost as big as his Body—how high it will rank on the list of double relishes—and with what ecstasies it will be eaten by the fanciers '*des Foies gras,*' he submits to his destiny without a sigh.—The famous *Strasburg Pies* are made with Livers thus prepared, and sell for an enormous price."

However incredible this *ordonnance* for the obesitation of a Goose's Liver may appear at first sight—will it not seem equally so to after-ages, that in this enlightened country, in 1821, we encouraged a Folly as much greater—as its operation was more universal?—Will it be believed, that it was then considered the *acmé* of perfection in Beef and Mutton, that it should be so *over-fattened*, that a poor man, to obtain one pound of Meat that he could eat, must purchase another which he could not, unless converted into a Suet Pudding—moreover, that the highest Premiums were annually awarded to those who produced Sheep and Oxen in the most extreme state of *morbid Obesity!!!*

—"expensive plans
For deluging of Dripping-pans."

It appears in Dr. STARK'S *Experiments on Diet*, p. 110, that "when he fed upon ROASTED GOOSE, he was more vigorous both in Body and Mind than with any other diet."

The Goose at *Michaelmas* is as famous in the mouths of the million, as the Minced Pie at *Christmas*; but, for those who eat with delicacy it is by that time too full-grown.

The true period when the Goose is in its highest perfection, is when it has just acquired its full growth, and not begun to harden. If the *March* goose is insipid, the *Michaelmas* goose is rank; the fine time is between both; from the second week in June to the first in September: the Leg is not the most tender part of a Goose. See *Mock Goose* (51).

GREEN GOOSE.

60. Geese are called *Green* till they are about four months old.

The only difference between roasting these and a full-grown Goose, consists in seasoning it with pepper and salt instead of sage and onion, and roasting it for forty or fifty minutes only.

Obs.—This is one of the least desirable of those insipid premature productions, which are esteemed dainties.

DUCK.

61. Mind your Duck is well cleaned, and wiped out with a clean cloth; for the STUFFING, take an ounce of Onion and half an ounce of *green* Sage; chop them very fine, and mix them with two ounces, *i. e.* about a breakfast-cupful, of Bread-crumbs, a bit of butter about as big as a Walnut, a very little black pepper and salt, (some obtuse palates may require warming with a little Cayenne, (345), and the yolk of an egg to bind it; mix these thoroughly together and put into the Duck. For another STUFFING, (see 320). From half to three-quarters of an hour will be enough to roast it, according to the size: *contrive to have the feet delicately crisp*, as some people are very fond of them:—to do this nicely, you must have a sharp fire. For Sauce, Green Pease (133), *Bonne Bouche* (390, 391), Gravy Sauce (287), and SAGE and ONION SAUCE (267).

To HASH or Stew Ducks, (see 449 and 450).

N.B. If you think the raw Onion will make too strong an impression upon the Palate, parboil it.—Read *Obs.* to (59).

To ensure Ducks being tender—in moderate weather kill them a few days before you dress them.

HAUNCH OF VENISON.

62. To preserve the Fat, make a paste of flour and water, as much as will cover the haunch, wipe it with a dry cloth in every part, rub

a large sheet of paper all over with butter, and cover the Venison with it, then roll out the paste about three-quarters of an inch thick, lay this all over the fat side, and cover it well with three or four sheets of strong white paper, and tie it securely on with packthread; have a strong close fire, and baste your venison as soon as you lay it down to roast (to prevent the paper and string from burning); it must be well basted all the time.

A *Buck* Haunch generally weighs from 20 to 25 pounds, will take about four hours and a half roasting, in warm, and longer in *Cold* weather,—a Haunch of from 12 to 18 pounds will be done in about three or three and a half.

A quarter of an hour before it is done, the string must be cut, and the paste carefully taken off; now baste it with butter, dredge it lightly with flour, and when the froth rises, and it has got a very light brown colour, garnish the knuckle-bone with a ruffle of cut writing-paper, and send it up with good strong (but *unseasoned*) Gravy (298), in one boat, and Currant-Jelly Sauce in the other, or Currant-Jelly in a side plate (not melted); see for Sauces, (295, 6, 7, 8). MEM. "*The Alderman's Walk*" is the favourite part.

Obs. BUCK Venison is in greatest perfection from Midsummer to Michaelmas, and DOE from November to January.

NECK AND SHOULDER OF VENISON,

63. Are to be managed in the same way as the haunch: only they do not require the coat or paste, and will not take so much time.

The best way to spit a neck is to put three skewers through it, and put the spit between the skewers and the bones.

A FAWN,

64. Like a sucking Pig, should be dressed almost as soon as killed. When very young, it is trussed, stuffed, and spitted the same way as a Hare. But they are better eating when of the size of a House Lamb, and are then roasted in quarters; the hind-quarter is most esteemed.

They must be put down to a very quick fire, and either basted all the time they are roasting, or be covered with sheets of fat bacon; when done, baste it with butter; and dredge it with a little salt and flour, till you make a nice froth on it.

N.B. We advise our friends to half roast a Fawn as soon as they receive it, and then make a Hash of it like (445 or 446).

Send up Venison sauce with it. See the preceding Receipt, or (295, &c.)

A KID.

65. A young sucking Kid is very good eating ; to have it in prime condition, the Dam should be kept up, and well fed, &c.

Roast it like a Fawn or Hare, (446).

HARE.

"Inter quadrupedes gloria prima lepus."—MARTIAL.

66. The first points of consideration are, How old is the Hare ? and how long has it been killed ? When young, it is easy of digestion, and very nourishing ;—when old, the contrary in every respect.

To ascertain the age, examine the first joint of the forefoot ; you will find a small knob, if it is a Leveret, which disappears as it grows older ; then examine the ears, if they tear easily, it will eat tender ; if they are tough, so will be the Hare, which we advise you to make into SOUP (219), or STEW or JUG it (see 446, 47, or 48).

When newly killed, the body is stiff ; as it grows stale, it becomes limp.

As soon as you receive a Hare, take out the Liver, parboil it, and keep it for the stuffing ; some are very fond of it ; do not use it if it be not quite fresh and good. Some mince it, and send it up as a garnish in little hillocks round the dish. Wipe the hare quite dry, rub the inside with pepper, and hang it up in a dry cool place.

Paunch and skin* your Hare, wash it, and lay it in a large pan of cold water four or five hours, changing the water two or three times ; lay it in a clean cloth, and dry it well, then truss it.

To make the STUFFING, (see 321) : do not make it too thin ; it should be of cohesive consistence : if it is not sufficiently stiff, it is good for nothing : put this into the belly, and sew it up tight.

Cut the neck-skin to let the blood out, or it will never appear to be done enough ; spit it, and baste it with Drippings,† (or the juices of the Back will be dried up before the upper joints of the Legs are half done), till you think it is nearly done, which a middling-sized Hare will be in about an hour and a quarter. When it is almost roasted enough, put a little bit of butter into your basting-ladle and baste it with this, and flour it, and froth it nicely.

* This, in culinary technicals, is called *casing* it,—upon the same principle—that "eating, drinking, and sleeping," are termed *non-naturals*.

† Mrs. Charlotte Mason, in her "*Complete System of Cookery*," page 283, says she has "tried all the different things recommended to baste a hare with, and never found any thing so good as *small beer* ;" others order *milk* ; Dripping we believe is better than any thing. To roast a Hare nicely, so as to preserve the meat on the Back, &c. juicy and nutritive, requires as much attention as a Sucking Pig.

Instead of washing, a "*grand Cuisinier*" says, it is much better to wipe a Hare with a thin dry cloth, as so much washing, or indeed washing at all, takes away the flavour.

Serve it with good Gravy (287, or 298), and Currant-jelly. For another STUFFING, see receipt (321). Some Cooks cut off the head and divide it, and lay one half on each side of the Hare.

Cold Roast Hare will make excellent SOUP (219), chopped to pieces, and stewed in three quarts of water for a couple of hours; the *Stuffing* will be a very agreeable substitute for Sweet herbs and seasoning. See receipt for HARE SOUP (219), HASHED HARE (446), and MOCK HARE, next Receipt.

MOCK HARE.

67. Cut out the Fillet (*i. e.* the inside lean) of a Sirloin of Beef, leaving the Fat to roast with the joint. Prepare some nice Stuffing, as directed for a hare in (66, or 321); put this on the Beef, and roll it up with tape, put a skewer through it, and tie that on a spit.

Obs.—If the Beef is of prime quality—has been kept till thoroughly tender—and you serve with it the accompaniments that usually attend roast hare (287, 295, &c.), or STEW IT, and serve it with a rich thickened Sauce, garnished with *Forcemeat Balls* (see 321), the most fastidious palate will have no reason to regret that the Game Season is over.

To make this into HARE SOUP, (see 219).

RABBIT.

68. If your fire is clear and sharp, thirty minutes will roast a young, and forty a full-grown Rabbit.

When you lay it down, baste it with butter, and dredge it lightly and carefully with flour, that you may have it frothy, and of a fine light brown. While the rabbit is roasting, boil its *Liver** with some Parsley; when tender, chop them together, and put half the mixture into some melted butter, reserving the other half for *Garnish*, divided into little hillocks. Cut off the head, and lay half on each side of the dish.

Obs.—A fine, well-grown (but young) *Warren Rabbit*, kept some time after it has been killed, and roasted with a stuffing in its belly, eats very like a Hare, to the nature of which it approaches,—it is nice nourishing food when young, but hard and unwholesome when old. For Sauces, (265, 251, and 287).

PHEASANT,

69. Requires a smart fire, but not a fierce one. Thirty minutes will roast a young bird, and forty or fifty a full-grown Pheasant.

* Liver Sauce, (251 and 252.).

Pick and draw it, cut a slit in the back of the neck, and take out the craw, but don't cut the head off; wipe the inside of the bird with a clean cloth, twist the legs close to the body, leave the feet on, but cut the toes off; don't turn the head under the wing, but truss it like a fowl,—it is much easier to carve; baste it, butter and froth it, and prepare sauce for it (281 and 287): see the instructions in receipts to roast fowls and turkeys, (57 and 58). A great improvement to a roasted Pheasant—being a dry bird—is, before roasting him, to put a piece of beef, or rump steak, in the inside; he will then come to table much improved in flavour.

Obs.—We believe the rarity of this bird is its best recommendation; and the character given it by an ingenious French author is just as good as it deserves. “Its flesh is naturally tough, and owes all its tenderness and succulence to the long time it is kept before it is cooked;” until it is “*bien mortifiée*,” it is uneatable.* Therefore, instead of “*sus per col*,” suspend it by one of the long tail-feathers, and the Pheasant's falling from it is the criterion of its ripeness and readiness for the spit.

Our President of the Committee of Taste (who is indefatigable in his endeavours to improve the Health, as well as promote the Enjoyment of his fellow-Students in the School of Good Living, and to whom the Epicure, the Economist, and the Valetudinarian, are equally indebted for his careful revision of this work, and especially for introducing that salutary maxim into the Kitchen,—that “the salubrious is ever a superior consideration to the Savoury,” and indeed, that the *Rational Epicure* only relishes the latter when entirely subordinate to the former), has suggested to us, that the detachment of the Feather cannot take place until the body of the Bird has advanced more than one degree beyond the state of wholesome *haut-goût*, and become “*trop mortifiée*;” and that to enjoy this Game in perfection, you must have a brace of birds killed the same day; these are to be put in suspense, as above directed—and when one of them *drops*—the hour is come that the spit should be introduced to his companion:—

“*Ultra citraque nequit consistere rectum.*”

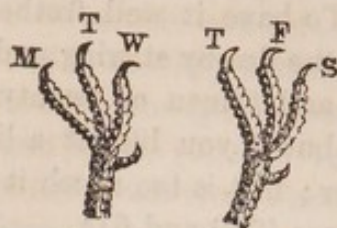
N.B.—Sportsmen will find the following rule of very great advan-

* “They are only fit to be eaten when the Blood runs from the Bill, which is commonly about 6 or 7 days after they have been killed, otherwise it will have no more savour than a common fowl.”—*Ude's Cookery*, 8vo, 1819, page 216.

“Gastronomers who have any sort of aversion to a peculiar taste in Game properly kept, had better abstain from this bird—since it is worse than a common fowl, if not waited for till it acquires the *fumet* it ought to have. Whole republics of Maggots have often been found rioting under the wings of Pheasants; but being *radically* dispersed, and the birds properly washed with Vinegar, every thing went right, and every guest, unconscious of the culinary ablutions, enjoyed the excellent flavour of the Phasian birds.”—*Tabella Cibaria*, p. 55.

tage to themselves and their Cooks,—to order their game-keepers (and observe the same themselves) to cut off a Claw of each Bird they kill, denoting

the day of the week, thus



and the Cook

should be particular in keeping each week's killing separate. The claws should not be cut off when the Bird is dressed for Table, as they serve to show the Company when it was killed, and consequently how long it has been kept.

MOCK PHEASANT.

70. If you have only one pheasant, and wish for a companion for it, get a fine young fowl, of as near as may be the same size as the bird to be matched, and make game of it by trussing it like the pheasant, and dressing it according to the above directions. Few persons will discover the pheasant from the fowl, especially if the latter has been kept four or five days.

The peculiar flavour of the Pheasant (like that of other game) is principally acquired by long keeping.

GUINEA AND PEA FOWLS,

71. Are dressed in the same way as Pheasants.

PARTRIDGES,

72. Are cleaned and *trussed* in the same manner as a pheasant (but the ridiculous custom of tucking the legs into each other makes them very troublesome to carve); the breast is so plump, it will require almost as much roasting; send up with them rice sauce (282), or bread sauce (281), and good gravy (287).

*** *If you wish to preserve them longer than you think they will keep good undressed, half roast them, they will then keep two or three days longer; or make a Pie of them.*

BLACK COCK, MOOR GAME, AND GROUSE,

73. Are all to be dressed like partridges; the Black Cock will take as much as a pheasant, and Moor Game and Grouse as the partridge. Send up with them Currant-jelly and fried Bread-crumbs (280).

WILD DUCKS.

74. For roasting a Wild Duck, you must have a clear brisk fire, and a hot spit; it must be browned upon the outside, without being sodden within. To have it well frothed and full of gravy is the nicety. Prepare the fire by stirring and raking it just before the bird is laid down, and fifteen or twenty minutes will do it in the fashionable way; but if you like it a little more done, allow it a few minutes longer; if it is too much it will lose its flavour.

For the sauce, see (289 and 61).

WIDGEONS AND TEAL,

75. Are dressed exactly as the wild duck; only that less time is requisite for a Widgeon, and still less for a Teal.

WOODCOCK.

76. Woodcocks should not be drawn, as the trail is by the Lovers of "*haut goût*" considered a "*Bonne Bouche*;" truss their legs close to the body, and run an iron skewer through each thigh, close to the body, and tie them on a small bird-spit, put them to roast at a clear fire; cut as many slices of bread as you have birds, toast or fry them a delicate brown, and lay them in the dripping-pan under the birds to catch the Trail;* baste them with butter, and froth them with flour; lay the toast on a hot dish, and the birds on the toast; pour some good beef gravy into the dish, and send some up in a boat, see Obs. to (287): twenty or thirty minutes will roast them. Garnish with slices of lemon.

Obs.—Some *Epicures* like this bird very much underdone, and direct that—a Woodcock should be just introduced to the Cook, for her to shew it the Fire, and then send it up to Table.

SNIPES,

77. Differ little from Woodcocks, unless in size; they are to be dressed in the same way, but require about five minutes less time to roast them.

For Sauce, see (289).

* "This bird has so insinuated itself into the favour of *refined gourmands*, that they pay it the same honours as the grand Lama, making a Ragoût of its Excrements, and devouring them with ecstasy."—Vide *Almanach des Gourmands*, vol. i. p. 56.

That Exercise produces strength and firmness of fibre is excellently well exemplified in the *Woodcock* and the *Partridge*.—The former flies most—the latter walks;—the wing of the Woodcock is always very tough,—of the Partridge very tender: hence the old doggrel distich,—

"If the *Partridge* had but the *Woodcock's* thigh,
He'd be the best Bird that e'er doth fly."

The *Breast* of all Birds is the most juicy and nutritious part.

PIGEONS.

78. When the pigeons are ready for roasting, if you are desired to stuff them, chop some green parsley very fine, the liver and a bit of butter together, with a little pepper and salt, or with the stuffing ordered for a fillet of veal (317 or 318), and fill the belly of each bird with it. They will be done enough in about twenty or thirty minutes; send up Parsley and Butter (234), in the dish under them, and some in a boat, and garnish with crisp Parsley (278), or Fried Bread Crumbs (280), or Bread Sauce (281), or Gravy (287).

Obs.—When Pigeons are fresh they have their full relish; but it goes entirely off with a very little keeping; nor is it any way so well preserved as by roasting them,—when they are put into a *Pie*, they are generally baked to rags, and taste more of pepper and salt than of any thing else.

A little melted butter may be put into the dish with them, and the gravy that runs from them will mix with it into fine sauce. *PIGEONS* are in the greatest perfection from *Midsummer* to *Michaelmas*; there is then the most plentiful and best food for them; and their finest growth is just when they are full feathered. When they are in the pen-feathers they are flabby; when they are full grown, and have flown some time, they are tough. *Game and Poultry* are best when they have just done growing, *i. e.* as soon as Nature has perfected her work.

This was the secret of *Solomon*, the famous Pigeon-feeder of Turnham Green, who is celebrated by the poet *Gay*, when he says,

“That Turnham Green, which dainty pigeons fed,
But feeds no more—for *Solomon* is dead.”

LARKS AND OTHER SMALL BIRDS.

79. These delicate little birds are in high season in *November*. When they are picked, gutted, and cleaned, truss them; brush them with the yolk of an egg, and then roll them in bread-crumbs; spit them on a lark-spit, and tie that on to a larger spit; ten or fifteen minutes at a quick fire will do them enough; baste them with fresh butter while they are roasting, and sprinkle them with bread-crumbs till they are well covered with them.

For the Sauce, fry some grated bread in clarified butter, see (231), and set it to drain before the fire, that it may harden: serve the crumbs under the Larks when you dish them, and garnish them with slices of Lemon.

WHEATEARS,

80. Are dressed in the same way as Larks.

LOBSTER.

81. See Receipt for boiling (175).

We give no Receipt for roasting Lobster, Tongue, &c. being of opinion with Dr. King, who says,

“By Roasting that which our forefathers Boiled,
And boiling what they roasted, much is spoiled.”

FRYING.

TO CLARIFY DRIPPINGS,

82. Put your dripping into a clean sauce-pan over a stove or slow fire; when it is just going to boil, skim it well, let it boil, and then let it stand till it is a little cooled, then pour it through a sieve into a pan.

Obs.—Well-cleansed *Drippings*,* and the fat *Skimmings* of the Broth-pot, when fresh and sweet, will baste every thing as well as Butter, except game and poultry, and should supply the place of Butter for common fries, &c., for which they are equal to lard, especially if you repeat the clarifying twice over.

N.B. If you keep it in a cool place, you may preserve it a fort-

* MRS. MELROE, in her *Economical Cookery*, page 7, tells us, she has ascertained from actual experiments that “the *Drippings* of Roast Meat, combined with Wheat, Flour, Oatmeal, Barley, Pease, or Potato Starch, will make delicious Soup, agreeable and savoury to the Palate, and nutritive and serviceable to the Stomach; and that while a joint is roasting, good Soup may be made from the drippings of the FAT, which is the *Essence of Meat*, as seeds are of Vegetables, and impregnates Soup with the identical taste of Meat.”

“Writers on Cookery give strict directions to carefully *skim off the Fat*, and in the next sentence order Butter (a much more expensive article) to be added—instead of this, when any Fat appears at the top of your Soup or Stew, *do not skim it off*, but unite it with the broth by means of the vegetable mucilages, Flour, Oatmeal, Ground Barley, or Potato Starch; when suspended, the Soup is equally agreeable to the palate and nutritive to the Stomach,” &c.

“Cooks bestow a great deal of pains to make Gravies; they stew and boil lean meat for hours, and, after all, their Cookery tastes more of Pepper and Salt than any thing else. If they would add the bulk of a chestnut of solid FAT to a common-sized sauce-boatful of Gravy, it will give it more sapidity than twenty hours stewing lean meat would, unless a larger quantity was used than is warranted by the rules of frugality.” See (194, 95, 96, and 211).

“The experiments of Dr. Stark on the nourishing powers of different substances, go very far to prove that three ounces of the Fat of Boiled Beef are equal to a pound of the Lean. Dr. Pages, the traveller, confirms this opinion: ‘Being obliged,’ says he, ‘during the journey from North to South America by land, to live solely on Animal food, I experienced the truth of what is observed by Hunters, who live solely on Animal food, viz. that besides their receiving little nourishment from the leaner parts of it, it soon becomes offensive to the Taste; whereas the Fat is both more nutritive, and continues to be agreeable to the Palate. To many Stomachs Fat is unpleasant and indigestible, especially when converted into oil by heat; this may be easily prevented, by the simple process of combining the Fat completely with water, by the intervention of vegetable mucilage, as in melting Butter, by means of flour, the Butter and Water are united into a homogeneous fluid.’—From *Practical Economy, by a Physician*. Callow, 1801.

night in summer, and longer in winter. When you have done Frying, let the dripping stand a few minutes to settle, and then pour it through a sieve into a clean Basin or stone Pan, and it will do a second and a third time as well as it did the first,—only the Fat you have fried Fish in must not be used for any other purpose.

TO CLARIFY SUET TO FRY WITH,

83. Cut Beef or Mutton-suet into thin slices, pick out all the veins and skins, &c., put it into a thick and well-tinned sauce-pan, and set it over a *very slow stove*, or in an oven, till it is melted; you must not hurry it,—if not done very slowly it will acquire a burnt taste, which you cannot get rid of;—then strain it through a hair-sieve into a clean brown pan. When quite cold, tie a paper over it, and keep it for use. Hog's lard is prepared in the same way.

Obs.—The waste occasioned by the present absurd fashion of over-feeding Cattle till the Fat is nearly equal to the lean, may, by good management, be in some measure prevented—by cutting off the superfluous part, and preparing it as above, or by making it into Puddings; see (514 and 516), or Soup (211).

STEAKS.

84. Cut the steaks rather thinner than for broiling. Put some Butter, or (82), into an iron frying-pan, and when it is hot, lay in the steaks, and keep turning them till they are done enough. For Sauce, see (303), and for the accompaniments, (93).

Obs.—Unless the Fire be prepared on purpose, we like this way of cooking them; the gravy is preserved, and the meat is more equally dressed, and more evenly browned; which makes it more relishing, and invites the eye to encourage the Appetite.

BEEF-STEAKS AND ONIONS,

85. See also (501). Fry the Steaks according to the directions given in the preceding receipt; and have ready for them some Onions prepared as directed in (266).

For *Stewed Rump-Steaks*, see (416 and 417).

SAUSAGES.

86. Are best when quite *fresh* made.—Put a bit of Butter, or Dripping (82), into a clean Frying-pan: as soon as it is melted (before it gets hot) put in the Sausages, and shake the pan for a minute, and keep turning them (be careful not to break or prick them in so doing), fry them over a very slow fire till they are nicely browned on all sides,—when they are done, lay them on a hair-

sieve, placed before the fire for a couple of minutes to drain the fat from them. *The secret of frying Sausages* is, to let them get hot very gradually, they then will not burst, if they are not stale.

The common practice to prevent their bursting is to prick them with a fork : but this lets the gravy out.

You may *froth* them by rubbing them with cold fresh butter, and lightly dredge them with flour, and put them in a cheese-toaster or Dutch-oven for a minute.

Some *over-economical* Cooks insist that no butter or lard, &c. is required, their own fat being sufficient to fry them ;—we have tried it, —the Sausages were partially scorched, and had that *pye-bald* appearance that all fried things have when sufficient fat is not allowed.

Obs.—Poached Eggs (550), Pease-pudding (530), and Mashed Potatoes (102), are agreeable accompaniments to Sausages ; and *Sausages* are as welcome with Boiled or Roasted POULTRY or VEAL, or BOILED TRIPE (19) ; so are ready-dressed GERMAN SAUSAGES, (see *Mem.* to 14) ; and a convenient, easily digestible, and invigorating food for the aged, and those whose teeth are defective, as is also (418). For Sauce (303) ; to make Mustard, (310 and 311).

N.B. Sausages, when finely chopped, are a delicate "*Bonne Bouche* ;" and require very little assistance from the Teeth to render them quite ready for the Stomach.

HOME-MADE SAUSAGES.

87. Take a pound of lean Beef, and half a pound of Suet, clean from the skin,—chop it fine as for mince collop, then beat it well with a roller, or in a marble mortar, till it is all well mixed and will stick together—season highly with Zest, if you have it, and salt, or any mixed spices you please,—make it into flat round cakes, about an inch thick, and shaped with a cup or saucer, and fry them a light brown. They should be served up on boiled rice, as for Curry : if for company, you may do them with egg and bread crumbs ; but they are quite as good without.

SWEETBREADS FULL DRESSED.

88. Parboil them, and let them get cold, then cut them in pieces, about three quarters of an inch thick—dip them in the yolk of an Egg, then in fine bread-crumbs (some add Spice, Lemon Peel, and Sweet herbs) ; put some clean dripping (82) into a frying-pan : when it boils, put in the Sweetbreads, and fry them a fine brown. For Garnish, crisp Parsley ; and for Sauce, Mushroom Catchup and melted Butter, or Anchovy sauce, or (303, 293), or (294), or Bacon or Ham, as (443 and 444).

SWEETBREADS PLAIN.

89. Parboil and slice them as before, dry them on a clean cloth, flour them, and fry them a delicate brown; take care to drain the fat well from them, and garnish them with slices of Lemon, and sprigs of Chervil or Parsley, or crisp Parsley (278). For sauce, (303), or (272), and Slices of Ham or Bacon, as (443), or (444), or Force-meat Balls made as (318 and 320).

*** Take care to have a fresh Sweetbread:—it spoils sooner than almost any thing, therefore should be parboiled as soon as it comes in. This is called blanching, or setting it: Mutton Kidneys (95) are sometimes broiled and sent up with Sweetbreads.*

VEAL CUTLETS.

90 and 439. Let your cutlets be about half an inch thick, trim them, and flatten them with a cleaver; you may fry them in fresh butter, or good drippings (82); when brown on one side, turn them and do the other; if the fire is very fierce, they must change sides oftener. The time they will take depends on the thickness of the Cutlet and the heat of the fire; half an inch thick will take about fifteen minutes. Make some GRAVY, by putting the trimmings into a stew-pan with a little soft water, an onion, a roll of lemon-peel, a blade of mace, a sprig of thyme and parsley, and a bay leaf; stew over a slow fire an hour, then strain it; put an ounce of butter into a stew-pan; as soon as it is melted, mix with it as much flour as will dry it up, stir it over the fire for a few minutes, then add the gravy by degrees till it is all mixed, boil it for five minutes, and strain it through a tamis sieve, and put it to the cutlets; you may add some Browning (283), Mushroom (375), or Walnut Catchup, or Lemon Pickle, &c.; see also *Sauces*, (293 and 299).

OR,

Cut the Veal into pieces about as big as a crown piece, beat them with a cleaver, dip them in egg beat up with a little salt, and then in fine bread-crumbs; fry them a light brown in boiling lard; serve under them some good Gravy or Mushroom Sauce (272), which may be made in five minutes. *Garnish* with Slices of Ham, or Rashers of Bacon,—(443 and 444), or Pork Sausages (86).

Obs.—VEAL FORCEMEAT or stuffing (317, 318, and 320), Pork Sausages (86), Rashers of Bacon (443 and 444), are very relishing accompaniments, fried and sent up in the form of Balls or Cakes, and laid round as a Garnish.

LAMB, OR MUTTON CHOPS,

91. Are dressed in the same way, and garnished with crisp parsley (278), and slices of lemon.

If they are bread-crumbed and covered with buttered writing-paper, and then broiled, they are called "*Maintenon Cutlets*."

PORK CHOPS.

92. Cut the Chops about half an inch thick ; *Trim them neatly* (few Cooks have any idea how much credit they get by this) ; put a frying-pan on the fire, with a bit of butter ; as soon as it is hot, put in your chops, turning them often till brown all over, they will be done enough in about fifteen minutes ; take one upon a plate and try it ; if done, season it with a little finely minced onion, powdered sage, and pepper and salt. *For Gravy and Sauce*, see (267, 269, 290, 291, and 303).

Obs.—A little powdered Sage, &c. strewed over them, will give them a nice relish, or the Savoury Powder in (51), or Forcemeat Sausages like (320).

Do not have them cut too thick, about three chops to an inch and a quarter,—trim them neatly, beat them flat, have ready some sweet herbs, or Sage and Onion chopped fine, put them in a Stew-pan with a bit of Butter about as big as a walnut, let them have one fry, beat two eggs on a plate with a little salt, add to them the herbs, mix it all well together, dip the chops in one at a time all over, and then with bread-crumbs, fry them in hot lard or drippings till they are a light brown.

Obs.—Veal, Lamb, or Mutton Chops, are very good dressed in like manner.

To fry Fish, see (141).

N.B.—To FRY EGGS and OMELETTES, see (543 to 553).

BROILING.**CHOPS OR STEAKS.***

93. To STEW them, see (416),—ditto with Onions, (417).

Those who are nice about Steaks, *never attempt to have them, ex-*

* The season for these is from the 29th of *September* to the 25th of *March* ; to ensure their being tender when out of season, STEW THEM as in Receipt (416).

TO WARM UP COLD RUMP-STEAKS.

Lay them in a stew-pan, with one large Onion cut in quarters, six berries of Allspice, the same of Black Pepper, cover the Steaks with boiling water, let them

cept in weather which permits the meat to be hung till it is tender—and give the Butcher some days notice of their wish for them.

If, friendly Reader, you wish to entertain your mouth with a *Superlative Beef-Steak*, you must have the inside of the Sirloin cut into Steaks. The next best steaks are those cut from the middle of a Rump, that has been killed at least four days in moderate weather, —much longer in cold weather,—when they can be cut about six inches long, four inches wide, and half an inch thick: *do not beat them*, which vulgar trick breaks the cells in which the Gravy of the meat is contained, and it becomes dry and tasteless.

N.B. *If your Butcher sends Steaks which are not Tender*, we do not insist that you *should* object to let *him* be Beaten.

Desire the Butcher to *cut them of even thickness*; if he does not, divide the thicker from the thinner pieces, and give them time accordingly.

Take care to have a very clear brisk fire, throw a little salt on it, make the Gridiron hot, and set it slanting, to prevent the fat from dropping into the fire, and making a smoke. It requires more practice and care than is generally supposed to do Steaks to a nicety; and for want of these little attentions, this very common dish, which every body is supposed capable of dressing, seldom comes to table in perfection.

Ask those you Cook for, if they like it *under*, or *thoroughly* done; and what accompaniments they like best;—it is usual to put a table-spoonful of Catchup (375), or a little minced Eschalot, or (343), into a dish before the fire, while you are broiling; turn the Steak, &c. with a pair of Steak-tongs,—it will be done in about ten or fifteen minutes; rub a bit of butter over it, and send it up garnished with Pickles and finely scraped Horse-radish. (134, 246, 266, 343, 367, 375, and 303), are the Sauces usually composed for Chops and Steaks.

N.B. MACBETH's Receipt for Beef-Steaks is the best—

—“*when 'tis done, 'twere well
If 'twere done quickly.*”

Obs.—“*Le Véritable BIFTECK, comme il se fait en Angleterre,*” as Mons. Beauvilliers calls (in his *l'Art du Cuisinier*, tom. i. 8vo. Paris, 1814, p. 122) what HE says, We call “*Romesteck*,”—is as highly esteemed by our French neighbours, as their “*Ragoûts*” are by our Countrymen, who

stew gently one hour, thicken the liquor with Flour and Butter rubbed together on a plate; if a pint of gravy, about one ounce of Flour and the like weight of Butter will do; put it into the stew-pan, shake it well over the fire for five minutes, and it is ready; lay the Steaks and Onions on a dish, and pour the gravy through a sieve over them.

—————"post to Paris go,
Merely to taste their Soups, and Mushrooms know."
KING'S *Art of Cookery*, p. 79.

These lines were written before the establishment of ALBION HOUSE, Aldersgate Street, where every luxury that Nature and Art produce, is served of the primest quality, and in the most scientific manner—in a style of princely magnificence and perfect comfort—the Wines, Liqueurs, &c. are superlative, and every department of the business of the Banquet is conducted in the most liberal manner.

The French author whom we have before so often quoted, assures *les Amateurs de Bonne Chère* on the other side of the Water, it is well worth their while to cross the Channel to taste this favourite English dish, which, when "*mortifiée à son point*" and well dressed, he says, is superior to most of the subtle double relishes of the Parisian Kitchen.—*Almanach des Gourmands*, vol. i. p. 27.

Beef is justly accounted the most nutritious Animal Food, and is entitled to the same rank among solid, that Brandy is among liquid Stimuli.

The celebrated TRAINER, Sir Thomas Parkyns, of Bunny Park, Bart., in his Book on Wrestling, 4to. 3d Edit. 1727, p. 10, &c., greatly prefers BEEF-EATERS to *Sheep-Biters*, as he called those who ate Mutton.

When *Humphries* the pugilist was trained by Ripsham, the Keeper of Ipswich Jail, he was at first fed on *Beef*, but got so much flesh, it was changed for *Mutton*, *roasted*, or *broiled*: when *broiled*, great part of the nutritive juices of the meat is extracted.

The principles upon which TRAINING* is conducted, resolve themselves into *Temperance* without *abstemiousness*, and *Exercise* without *fatigue*.

KIDNEYS.

94. Cut them through the long way, score them, sprinkle a little pepper and salt on them, and run a wire skewer through them to keep them from curling on the Gridiron, so that they may be evenly broiled.

Broil them over a very clear fire, turning them often till they are done; they will take about ten or twelve minutes, if the fire is brisk: or *Fry* them in Butter, and make gravy for them in the pan (after you have taken out the kidneys), by putting in a tea-spoonful of flour; as soon as it looks brown, put in as much water as will make gravy; they will take five minutes more to fry than to broil. For Sauce, (278, 301, 302, 303).

* See "THE ART OF INVIGORATING AND PROLONGING LIFE," by the Author of "THE COOK'S ORACLE." Published by G. B. Whittaker, No. 13, Ave Maria Lane.

Obs.—Some Cooks chop a few Parsley-leaves very fine, and mix them with a bit of fresh butter and a little Pepper and Salt, and put a little of this mixture on each Kidney.

A FOWL OR RABBIT, &c.

95. We can only recommend this method of dressing when the Fire is not good enough for roasting.

Pick and truss it the same as for boiling, cut it open down the back, wipe the inside clean with a cloth, season it with a little pepper and salt, have a clear fire, and set the gridiron at a good distance over it, lay the chicken on with the inside towards the fire (you may egg it and strew some grated bread over it), and broil it till it is a fine brown—take care the fleshy side is not burnt. Lay it on a hot dish, pickled Mushrooms, or Mushroom Sauce (270), thrown over it, or Parsley and Butter (234), or melted Butter flavoured with Mushroom Catchup (272).

Garnish it with slices of Lemon, and the Liver and Gizzard, slit and notched, and seasoned with pepper and salt, and broiled nicely brown, and some slices of lemon. For Grill sauce, see (301).

N.B.—“It was a great mode, and taken up by the Court party in Oliver Cromwell’s time, to roast *half* Capons—pretending they had a more exquisite taste and nutriment than when dressed whole.”—*See* JOAN CROMWELL’S *Kitchen*, London, 1664, page 39.

PIGEONS,

96. To be worth the trouble of picking, must be well grown, and well fed.

Clean them well, and pepper and salt them; broil them over a clear slow fire; turn them often, and put a little butter on them; when they are done, pour over them, either stewed (270), or pickled Mushrooms, or Catchup and melted Butter (272, or 299, or 301).

Garnish with fried Bread-crumbs or Sippets (279); *or*, when the Pigeons are trussed as for boiling, flat them with a cleaver, taking care not to break the skin of the backs or breasts; season them with pepper and salt, a little bit of butter, and a tea-spoonful of water, and tie them close at both ends; so when they are brought to Table, they bring their Sauce with them. Egg and dredge them well with grated bread (mixed with Spice and Sweet herbs, if you please), then lay them on the gridiron, and turn them frequently: if your fire is not very clear, lay them on a sheet of paper well buttered, to keep them from getting smoked. They are much better broiled whole.

The same Sauce as in the preceding receipt, or (293, or 299).

VEAL CUTLETS (439 and 90).

PORK CHOPS (92).

VEGETABLES.

SIXTEEN WAYS OF DRESSING POTATOES.*

97. THE Vegetable Kingdom affords no Food more wholesome, more easily procured, easily prepared, or less expensive than the Potato: yet although this most useful vegetable is dressed almost every day, in almost every family,—for One plate of potatoes that comes to table as it should, Ten are spoiled.

Be careful in your choice of Potatoes; no vegetable varies so much in colour, size, shape, consistence, and flavour.

The reddish coloured are better than the white, but the yellowish looking ones are the best. Choose those of a moderate size, free from blemishes, and fresh, and *buy them in the mould; they must not be wetted till they are cleaned to be cooked.* Protect them from the Air and Frost—by laying them in heaps in a cellar, covering them with mats, or burying them in sand or in earth. The action of *Frost* is most destructive—if it be considerable the life of the vegetable is destroyed, and the Potato speedily rots.

Wash them, but do not pare or cut them, unless they are very large,—fill a sauce-pan half full of Potatoes of *equal size*† (or make them so by dividing the larger ones), put to them as much cold water as will cover them about an inch: they are sooner boiled, and more savoury, than when drowned in water—most boiled things are spoiled by having too little water, but Potatoes are often spoiled by too much: they must merely be covered, and a little allowed for waste in boiling, so that they may be just covered at the finish.

Set them on a moderate fire till they boil, then take them off, and put them by the side of the fire to simmer slowly till they are soft enough to admit a fork—(place no dependence on the usual test of their skins cracking, which, if they are boiled fast, will happen to some Potatoes when they are not half done, and the insides quite hard)—then pour the water off (if you let the potatoes remain in the water a moment after they are done enough, they will become waxy and watery), uncover the sauce-pan, and set it at such a distance from the fire as will secure it from burning; their superfluous

* “Next to Bread, there is no vegetable article, the preparation of which, as food, deserves to be more attended to, than the Potato.”—SIR JOHN SINCLAIR'S *Code of Health*, vol. i. p. 354.

† By the *Analysis of Potato*, it appears that 16 ounces contained 11½ ounces of water—and the 4½ ounces of solid parts remaining afforded scarce a drachm of earth.”—PARMENTIER'S *Obs. on Nutritive Vegetables*, 8vo. 1783, p. 112.

† Or the SMALL ONES will be done to pieces before the LARGE ONES are boiled enough.

moisture will evaporate, and the Potatoes will be perfectly dry and mealy.

You may afterwards place a napkin, folded up to the size of the sauce-pan's diameter, over the Potatoes, to keep them hot and mealy till wanted.

Obs.—This method of managing Potatoes is in every respect equal to steaming them; and they are dressed in half the time.

There is such an infinite variety of sorts and sizes of Potatoes, that it is impossible to say how long they will take doing: the best way is to try them with a fork. Moderate-sized Potatoes will generally be done enough in fifteen or twenty minutes. See *Obs.* to (102).

COLD POTATOES FRIED.

98. Put a bit of clean Dripping into a frying-pan; when it is melted, slice in your Potatoes with a little pepper and salt, put them on the fire, keep stirring them; when they are quite hot, they are ready.

Obs.—This is a very good way of re-dressing Potatoes—or see (102).

POTATOES BOILED AND BROILED.

99. Dress your Potatoes as before directed, and put them on a gridiron over a very clear and brisk fire; turn them till they are brown all over, and send them up dry, with melted butter in a cup.

POTATOES FRIED IN SLICES OR SHAVINGS.

100. Peel large Potatoes, slice them about a quarter of an inch thick, or cut them in shavings round and round, as you would peel a lemon; dry them well in a clean cloth, and fry them in lard or dripping. Take care that your fat and frying-pan are quite clean; put it on a quick fire, watch it, and as soon as the lard boils, and is still, put in the slices of potato, and keep moving them till they are crisp; take them up and lay them to drain on a sieve; send them up with a very little salt sprinkled over them.

POTATOES FRIED WHOLE.

101. When nearly boiled enough, as directed in (97), put them into a stew-pan with a bit of butter, or some nice clean beef-drippings; shake them about often (for fear of burning them), till they are brown and crisp; drain them from the fat.

Obs.—It will be an elegant improvement to the three last receipts, previous to frying or broiling the Potatoes, to flour them and dip them in the yolk of an egg, and then roll them in fine sifted bread-crumbs; they will then deserve to be called **POTATOES FULL DRESSED.**

POTATOES MASHED.

102. See also (109). When your Potatoes are thoroughly boiled, drain them quite dry, pick out every speck, &c., and while hot, rub them through a colander into a clean stew-pan: to a pound of Potatoes, put about half an ounce of butter, and a table-spoonful of milk: do not make them too moist; mix them well together.

Obs.—*After Lady-day*, when the Potatoes are getting old and specky, and *in Frosty weather*, this is the best way of dressing them. You may put them into shapes or small tea-cups; egg them with yolk of Egg, and brown them very slightly before a slow fire. See (104).

POTATOES MASHED WITH ONIONS.

103. Prepare some boiled onions by putting them through a sieve, and mix them with Potatoes. In proportioning the Onions to the Potatoes, you will be guided by your wish to have more or less of their flavour.

Obs.—See note under (530).

POTATOES ESCOLLOPED.

104. Mash Potatoes as directed in (102); then butter some nice clean scollop-shells, patty-pans, or tea-cups or saucers; put in your Potatoes; make them smooth at the top; cross a knife over them; strew a few fine bread-crumbs on them; sprinkle them with a paste-brush with a few drops of melted butter, and then set them in a Dutch oven;—when they are browned on the top, take them carefully out of the shells, and brown the other side.

COLCANON.

105. Boil Potatoes and Greens, or Spinage separately—mash the Potatoes; squeeze the Greens dry; chop them quite fine, and mix them with the Potatoes with a little butter, pepper, and salt; put it into a mould, buttering it well first; let it stand in a hot oven for ten minutes.

POTATOES ROASTED.

106. Wash and dry your potatoes (*all of a size*), and put them in a tin Dutch oven, or cheese-toaster:—take care not to put them too near the fire, or they will get burnt on the outside before they are warmed through.

Large Potatoes will require two hours to roast them.

N.B. To save time and trouble, some Cooks half boil them first.

This is one of the best opportunities the BAKER has to rival the Cook.

POTATOES ROASTED UNDER MEAT.

107. Half boil large Potatoes,—drain the water from them, and put them into an earthen dish, or small tin pan, under Meat that is roasting, and baste them with some of the dripping:—when they are browned on one side, turn them and brown the other; send them up round the meat, or in a small dish.

POTATO BALLS.

108. Mix mashed Potatoes with the yolk of an egg; roll them into balls; flour them, or egg and bread-crumb them; and fry them in clean drippings,—or brown them in a Dutch oven.

POTATO BALLS RAGOUT.

109. Are made by adding to a pound of Potatoes a quarter of a pound of grated ham, or some sweet herbs, or chopped parsley, an onion or eschalot, salt, pepper, and a little grated nutmeg, or other spice, with the yolk of a couple of eggs: they are then to be dressed as (108).

Obs.—An agreeable vegetable relish, and a good supper-dish.

POTATO SNOW.

110. The Potatoes must be free from spots, and the whitest you can pick out; put them on in cold water; when they begin to crack, strain the water from them, and put them into a clean stew-pan by the side of the fire till they are quite dry, and fall to pieces; rub them through a wire sieve on the dish they are to be sent up in, and do not disturb them afterwards.

POTATO PIE.

111. Peel and slice your Potatoes very thin into a pie-dish; between each layer of Potatoes put a little chopped onion (three quarters of an ounce of onion is sufficient for a pound of Potatoes); between each layer sprinkle a little pepper and salt; put in a little water, and cut about two ounces of fresh butter into little bits, and lay them on the top: cover it close with puff paste. It will take about an hour and a half to bake it.

N.B. The Yolks of four Eggs (boiled hard) may be added; and when baked, a table-spoonful of good Mushroom Catchup poured in through a funnel.

Obs.—Cauliflowers divided into mouthsful, and Button Onions, seasoned with Curry Powder, &c. make a favourite Vegetable Pie.

NEW POTATOES.

112. The best way to clean New Potatoes is to rub them with

a coarse cloth or a flannel, or scrubbing-brush, and proceed as in (102).

N.B. NEW POTATOES are poor, watery, and insipid, till they are full two inches in diameter: they are not worth the trouble of boiling before *Midsummer Day*.

Obs.—Some Cooks prepare Sauces to pour over Potatoes, made with butter, salt, and pepper, or gravy, or melted butter and cat-chup; or stew the Potatoes in ale, or water seasoned with pepper and salt; or bake them with herrings or sprats, mixed with layers of potatoes, seasoned with pepper, salt, sweet herbs, vinegar, and water; or cut mutton or beef into slices, and lay them in a stew-pan, and on them potatoes and spices, then another layer of the meat alternately, pouring in a little water, covering it up very close, and stewing slowly.

Potato Mucilage (a good substitute for *Arrow Root*), (380).

JERUSALEM ARTICHOKEs,

113. Are boiled and dressed in the various ways we have just before directed for potatoes.

N.B. They should be covered with thick melted butter, or a nice White or Brown Sauce.

CABBAGE.

114. Pick Cabbages very clean, and wash them thoroughly; then look them over carefully again; quarter them if they are very large. Put them into a sauce-pan with *plenty* of boiling water; if any scum rises, take it off; put a large spoonful of salt into the sauce-pan, and boil them till the stalks feel tender. A *Young Cabbage* will take about twenty minutes or half an hour—when *Full Grown*, near an hour: see that they are well covered with water all the time, and that no smoke or dirt arises from stirring the fire. With careful management, they will look as beautiful when dressed as they did when growing.

Obs.—Some Cooks say, that it will much ameliorate the flavour of *strong old Cabbages* to boil them in two waters; *i. e.* when they are half done to take them out, and put them directly into another sauce-pan of boiling water, instead of continuing them in the water into which they were first put.

BOILED CABBAGE FRIED.

115. See Receipt for *Bubble and Squeak*.

SAVOYS,

116. Are boiled in the same manner; quarter them when you send them to table.

SPROUTS AND YOUNG GREENS.

117. The Receipt we have written for Cabbages will answer as well for Sprouts, only they will be boiled enough in fifteen or twenty minutes.

SPINAGE.

118. Spinage should be picked a leaf at a time, and washed in three or four waters; when perfectly clean, lay it on a sieve or colander, to drain the water from it.

Put a sauce-pan on the fire three parts filled with water, and large enough for the Spinage to float in it; put a small handful of salt in it; let it boil; skim it, and then put in the Spinage; make it boil as quick as possible till quite tender, pressing the Spinage down frequently that it may be done equally; it will be enough in about ten minutes, if boiled in plenty of water: if the Spinage is a little old, give it a few minutes longer. When done, strain it on the back of a sieve; squeeze it dry with a plate, or between two trenchers; chop it fine, and put it into a stew-pan with a bit of butter and a little salt: a little cream is a great improvement, or instead of either some rich Gravy. Spread it in a dish, and score it into squares of proper size to help at table.

Obs.—Grated nutmeg, or mace, and a little lemon-juice, is a favourite addition with some cooks, and is added when you stir it up in the stew-pan with the butter garnished. Spinage is frequently served with Poached Eggs with fried bread.

ASPARAGUS.

119. Set a stew-pan with plenty of water in it on the fire; sprinkle a handful of salt in it; let it boil, and skim it; then put in your Asparagus, prepared thus:—Scrape all the stalks till they are perfectly clean; throw them into a pan of cold water as you scrape them; when they are all done, tie them up in little bundles, of about a quarter of a hundred each, with bass, if you can get it, or tape; string cuts them to pieces: cut off the stalks at the bottom that they may be all of a length, leaving only just enough to serve as a handle for the green part; when they are tender at the stalk, which will be in from twenty to thirty minutes, they are done enough. Great care must be taken to *watch the exact time of their becoming tender*; take them up just at that instant, and they will have their true flavour and colour:—a minute or two more boiling destroys both.

While the Asparagus is boiling, toast a round of a quartern loaf, about half an inch thick; brown it delicately on both sides; dip it lightly in the liquor the Asparagus was boiled in, and lay it in the

middle of a dish; melt some butter (229); then lay in the Asparagus upon the *Toast*, which must project beyond the Asparagus, that the company may see there is a *Toast*.

Pour no butter over them, but send some up in a boat, or White Sauce (308).

GOURDS (NOW CALLED VEGETABLE MARROW) STEWED.

120. Take off all the skin of six or eight Gourds, put them into a stew-pan, with water, Salt, Lemon-juice, and a bit of Butter or fat Bacon, and let them stew gently till quite tender, and serve up with a rich Dutch sauce, or any other sauce you please that is *piquante*.

FRIED GOURDS.

121. Cut five or six Gourds in quarters; take off the skin and pulp; stew them in the same manner as for table: when done, drain them quite dry; beat up an Egg, and dip the Gourds in it, and cover them well over with Bread-crumbs; make some Hog's lard hot, and fry them a nice light colour; throw a little salt and pepper over them, and serve up quite dry.

ANOTHER WAY.

122. Take six or eight small Gourds, as near of a size as possible; slice them with a Cucumber-slice; dry them in a cloth, and then fry them in very hot lard; throw over a little pepper and salt, and serve up on a napkin. Great attention is requisite to do these well,—if the fat is quite hot, they are done in a minute, and will soon spoil—if not hot enough, they will eat greasy and tough.

SEA KALE,

123. Is tied up in bundles, and dressed in the same way as Asparagus.

CAULIFLOWER.

124. Choose those that are close and white, and of the middle size; trim off the outside leaves; cut the stalk off flat at the bottom; let them lie in salt and water an hour before you boil them.

Put them into boiling water with a handful of salt in it; skim it well, and let it boil slowly till done, which a small one will be in fifteen, a large one in about twenty minutes; *take it up the moment it is enough*, a minute or two longer boiling will spoil it.

N.B.—*Cold Cauliflowers and French Beans, Carrots and Turnips*, boiled so as to eat rather crisp, are sometimes dressed as a *Salad* (313 or 382).

BROCCOLI.

125. Set a pan of clean cold water on the table, and a sauce-pan on the fire with plenty of water, and a handful of salt in it.

Broccoli is prepared by stripping off all the side shoots, leaving the top; peel off the skin of the stalk with a knife; cut it close off at the bottom, and put it into the pan of cold water.

When the water in the stew-pan boils, and the Broccoli is ready, put it in; let it boil briskly till the stalks feel tender, from ten to twenty minutes;—take it up with a slice, that you may not break it; let it drain and serve up.

If some of the heads of Broccoli are much bigger than the others, put them on to boil first, so that they may get all done together.

Obs.—It makes a nice supper-dish served up on a toast, like Asparagus. It is a very delicate vegetable, and you must take it up the moment it is done, and send it to table *hot*.

RED BEET-ROOTS,

126. Are not so much used as they deserve; they are dressed in the same way as Parsneps, only neither scraped nor cut till after they are boiled: they will take from an hour and a half to three hours in boiling, according to their size,—to be sent to table with Salt Fish, Boiled Beef, &c. When young, large, and juicy, it is a very good variety,—an excellent garnish,—and easily converted into a very cheap and pleasant pickle.

PARSNEPS,

127. Are to be cooked just in the same manner as Carrots; they require more or less time, according to their size,—therefore match them in size; and you must try them by thrusting a fork into them as they are in the water; when that goes easily through, they are done enough; boil them from an hour, or two hours, according to their size and freshness.

Obs.—Parsneps are sometimes sent up mashed in the same way as Turnips, and some Cooks quarter them before they boil them.

CARROTS.

128. Let them be well washed and brushed, not scraped: an hour is enough for young spring carrots; grown carrots must be cut in half, and will take from an hour and a half to two hours and a half. When done, rub off the peels with a clean coarse cloth, and slice them in two or four, according to their size. The best way to try if they are done enough, is to pierce them with a fork.

Obs.—Many people are fond of cold Carrot with cold Beef; ask

if you shall cook enough for some to be left to send up with the cold meat.

TURNIPS.

129. Peel off half an inch of the stringy outside ; full-grown turnips will take about an hour and a half gentle boiling ; if you slice them, which most people do, they will be done sooner ; try them with a fork,—when tender, take them up, and lay them on a sieve till the water is thoroughly drained from them : send them up whole ; do not slice them.

N.B. To very young turnips leave about two inches of the Green Top. See (131).

TO MASH TURNIPS.

130. When they are boiled quite tender, *squeeze them as dry as possible* between two trenchers ; put them into a sauce-pan ; mash them with a wooden spoon, and rub them through a colander ; add a little bit of butter ; keep stirring them till the butter is melted and well mixed with them, and they are ready for table.

TURNIP-TOPS,

131. Are the shoots which grow out (in the spring) of the old turnip roots. Put them into cold water an hour before they are to be dressed ; the more water they are boiled in, the better they will look ; if boiled in a small quantity of water they will taste bitter : when the water boils, put in a small handful of salt, and then your vegetables ; if fresh and young, they will be done in about twenty minutes ; drain them on the back of a sieve.

FRENCH BEANS.

132. Cut off the stalk-end first, and then turn to the point and strip off the strings :—*If not quite fresh*, have a bowl of spring-water, with a little salt dissolved in it, standing before you, and as the beans are cleaned and stringed, throw them in :—when all are done, put them on the fire in boiling water, with some salt in it ; after they have boiled fifteen or twenty minutes, take one out and taste it ; as soon as they are tender take them up, throw them into a colander or sieve to drain.

To send up the beans whole is much the best method when they are thus young, and their delicate flavour and colour are much better preserved. When a little more grown, they must be cut across in two after stringing ; and for common tables they are split and divided across ; cut them all the same length, but those who are nice never have them at such a growth as to require splitting.

When they are very large they look pretty cut into Lozenges.

Obs.—See N.B. to (124).

GREEN PEASE.*

133. Young Green Pease well dressed are one of the most delicious delicacies of the vegetable kingdom. They must be young; it is equally indispensable that they be *fresh gathered, and cooked as soon as they are shelled*, for they soon lose both their colour and sweetness.

If you wish to feast upon PEASE IN PERFECTION, you must have them gathered the same day they are dressed, and put on to boil within half an hour after they are shelled.

Pass them through a *riddle*, i. e. a coarse sieve, which is made for the purpose of separating them. This precaution is necessary, for large and small pease cannot be boiled together, as the former will take more time than the latter.

For a peck of pease, set on a sauce-pan with a gallon of water in it; when it boils, put in your pease, with a table-spoonful of salt,—skim it well, keep them boiling quick from twenty to thirty minutes, according to their age and size: the best way to judge of their being done enough, and indeed the only way to make sure of cooking them to, and not beyond, the point of perfection, or, as Pea-eaters say, of “*boiling them to a bubble*,” is to take them out with a spoon, and taste them.

When they are done enough, drain them on a hair-sieve.

If you like them buttered, put them into a pie-dish, divide some butter into small bits, and lay them on the pease: put another dish over them, and turn them over and over: this will melt the butter through them: but as all people do not like buttered pease, you had better send them to table plain, as they come out of the sauce-pan, with melted butter (229) in a sauce-tureen. It is usual to boil some Mint with the Pease; but if you wish to garnish the Pease with Mint, boil a few sprigs in a sauce-pan by themselves. See Sage and Onion Sauce (267), and *Pea Powder* (385). To boil *Bacon* (14), *Slices of Ham and Bacon* (443), and *Relishing Rashers of Bacon* (444).

N.B. A Peck of young Pease will not yield more than enough for a couple of hearty Pea-eaters,—when the Pods are full, it may serve for three.

MEM.—Never think of purchasing Pease *ready-shelled*, for the cogent reasons assigned in the first part of this receipt.

* These and all other fruits and Vegetables, &c. by Mr. APPERT's plan, it is said, may be preserved for twelve months.—See APPERT's *Book*, 12mo. 1812. We have eaten of several specimens of Preserved Pease—which looked pretty enough—but *flavour* they had none at all.

CUCUMBER STEWED.

134. Peel and cut cucumbers in quarters, take out the seeds, and lay them on a cloth to drain off the water : when they are dry, flour and fry them in fresh butter ; let the butter be quite hot before you put in the cucumbers ; fry them till they are brown, then take them out with an egg-slice, and lay them on a sieve to drain the fat from them, (some Cooks fry sliced Onions, or some small Button Onions, with them, till they are a delicate light-brown colour, drain them from the fat, and then put them into a stew-pan, with as much gravy as will cover them) : stew slowly till they are tender ; take out the cucumbers with a slice, thicken the Gravy with flour and butter, give it a boil up, season it with pepper and salt, and put in the cucumbers ; as soon as they are warm, they are ready.

The above, rubbed through a Tamis, or fine sieve, will be entitled to be called "CUCUMBER SAUCE." See (339) Cucumber Vinegar. This is a very favourite sauce with lamb or mutton-cutlets, stewed rump-steaks, &c. &c. ; when made for the latter, a third part of sliced onion is sometimes fried with the cucumber.

ARTICHOKES.

135. Soak them in cold water, wash them well, then put them into plenty of boiling water, with a handful of salt, and let them boil gently till they are tender, which will take an hour and a half, or two hours ; the surest way to know when they are done enough, is to draw out a leaf ; trim them and drain them on a sieve ; and send up melted butter with them, which some put into small cups, so that each guest may have one.

STEWED ONIONS.

136. The large Portugal Onions are the best ; take off the top-coats of half a dozen of these (taking care not to cut off the tops or tails too near, or the onions will go to pieces,) and put them into a stew-pan broad enough to hold them without laying them at top of one another, and just cover them with good broth.

Put them over a slow fire, and let them simmer about two hours ; when you dish them, turn them upside down, and pour the sauce over.

Young Onions Stewed, see (263).

SALADS.

137, also 313. Those who desire to see this subject elaborately

illustrated, we refer to "EVELYN'S *Acetaria*," a discourse of Sallets, a 12mo. of 240 pages. London, 1699.

Mr. E. gives us an "account of *seventy-two* herbs proper and fit to make Sallet with,"—and a table of *thirty-five*, telling their seasons and proportions. "In the composure of a Sallet, every plant should come in to bear its part, like the Notes in Music: thus the comical MASTER COOK introduced by *Damoxenus*, when asked, '*what Harmony there was in Meats?*'—'the very same,' says he 'as the 3d, 5th, and 8th have to one another in music—the main skill lies in this, not to mingle ('*sapores minimè consentientes*') 'Tastes not well joined—inelegant,' as our *Paradisian Bard* directs *Eve* when dressing a sallet for her *Angelical Guest*,—in MILTON'S *Paradise Lost*."

He gives the following Receipt for the OXOLEON:—

"Take of clear and perfectly good *Oyl-Olive* three parts—of sharpest *Vinegar* (*sweetest* of all *Condiments*, for it incites appetite, and causes Hunger, which is the best sauce), *Limon*, or juice of *Orange*, one part—and therein let steep some slices of *Horseradish*, with a little *Salt*: some, in a separate *Vinegar*, gently bruise a pod of *Ginny* Pepper, and strain it to the other—then add as much *Mustard* as will lie upon a half-crown piece. Beat and mingle these well together with the yolk of two new-laid *Eggs* boiled hard, and pour it over your Sallet, stirring it well together. The *supercurious* insist that the knife with which Sallet herb is cut must be of Silver,—some who are husbands of their Oyl, pour at first the Oyl alone, as more apt to communicate and diffuse its slipperiness, than when it is mingled and beaten with the Acids, which they pour on last of all; and it is incredible how small a quantity of Oyl thus applied is sufficient to imbue a very plentiful assembly of Sallet Herbs."

Obs.—Our own directions to prepare and dress Salads will be found under (313).

See OBS. on *Cod Fish* after (145).

FISH.

TURBOT TO BOIL.

138. THIS excellent Fish is in season the greatest part of the summer,—when good it is at once firm and tender, and abounds with rich gelatinous nutriment.

Being drawn, and washed clean, if it be quite fresh, by rubbing it lightly with salt, and keeping it in a cold place, you may in moderate weather preserve it for a couple of days.*

An hour or two before you dress it, soak it in spring-water with some salt in it,—then score the skin across the thickest part of the back, to prevent it breaking on the Breast, which will happen from the fish swelling, and cracking the skin, if this precaution be not used. Put a large handful of salt into a fish kettle with cold water, lay your fish on a fish-strainer, put it in, and when it is coming to a boil, skim it well; then set the kettle on the side of the fire, to boil as gently as possible for about fifteen or twenty minutes (if it boils fast, the fish will break to pieces); supposing it a middling-sized Turbot, and to weigh eight or nine pounds.

Rub a little of the inside Red Coral spawn of the Lobster through a hair sieve, without butter; and when the Turbot is dished, sprinkle the spawn over it. Garnish the dish with sprigs of curled Parsley, sliced Lemon, and finely scraped Horseradish.

If you like to send it to table in Full Dress, surround it with nicely *Fried Smelts* (173),—GUDGEONS are often used for this purpose, and may be bought very cheap when Smelts are very dear; lay the largest opposite the broadest part of the Turbot, so that they may form a well-proportioned fringe for it,—or *Oysters* (181),—or cut a Sole in strips, crossways, about the size of a Smelt; fry them as directed in (141), and lay them round. Send up Lobster sauce (249), two boats of it, if it is for a large party.

N.B.—*Cold Turbot* with (313) for Sauce; or take off the Fillets that are left as soon as the Turbot returns from Table, and they will make a side dish for your next dinner, warmed in (308).

Obs.—The thickest part is the favourite; and the Carver of this Fish must remember to ask his friends if they are *Fin-Fanciers*. It will save a troublesome Job to the Carver, if the Cook, when the Fish is boiled, cuts the spine-bone across the middle.

* "I have ascertained, by many years' observation, that a Turbot kept two or three days is much better eating than a very fresh one."—UDE'S *Cookery*, p. 238.

"TURBOTS. The finest brought to the London market are caught off the Dutch coast, or German ocean, and are brought in well-boats alive. The commencement of the season is generally about March and April, and continues all the summer. Turbots, like other fish, do not spawn all at the same time; therefore there is always good and bad nearly all the year round. For this year or two past, there has been an immense quantity brought to London, from all parts, and of all qualities: a great many from a new fishery off Hartlepool, which are very handsome-looking Turbot, but by no means equal to what are caught off the Dutch coast. Many excellent Turbots are caught off Dover and Dungeness; and a large quantity brought from Scotland, packed in ice, which are of a very inferior quality, and are generally to be bought for about one-fourth the price of good turbot.

"*Brills* are generally caught at the same place as turbot, and are generally of the same quality as the turbot, from the different parts."

A BRILL,

139. Is dressed the same way as a Turbot.

SOLES TO BOIL.

140. A fine fresh THICK SOLE is almost as good eating as a Turbot.

Wash and clean it nicely ; put it into a fish-kettle with a handful of salt, and as much cold water as will cover it ; set it on the side of the fire, take off the scum as it rises, and let it boil gently, about five minutes (according to its size) will be long enough, unless it be very large. Send it up on a fish-drainer, garnished with slices of Lemon and sprigs of curled Parsley, or nicely fried Smelts (173) or Oysters (181).

Obs.—*Slices of Lemon* are a universally acceptable garnish with either fried or broiled fish :—a few *Sprigs of crisp Parsley* may be added, if you wish to make it look very smart ; and Parsley, or Fennel and Butter, are excellent sauces (see 234 and 237), or Chervil sauce (236), Anchovy (241).

N.B. BOILED SOLES are very good warmed up like Eels, Wiggy's way (162), or covered with White Sauce (308 ; and see 155).

SOLES, OR OTHER FISH, TO FRY.

141. Soles are generally to be procured good from some part of the coast, as some are going out of season, and some coming in, both at the same time ; a great many are brought in well-boats, alive, that are caught off Dover and Folkstone, and some are brought from the same places by land-carriage. The finest Soles are caught off Plymouth, near the Eddystone, and all the way up the Channel, and to Torbay ; and frequently weigh eight or ten pounds per pair : they are generally brought by water to Portsmouth, and thence by land ; but the greatest quantity are caught off Yarmouth and the Knole, and off the Forelands.

Be sure they are *quite fresh*, or the cleverest Cook cannot make them either look or eat well.

An hour before you intend to dress them, wash them thoroughly, and wrap them in a clean cloth, to make them perfectly dry, or the Bread-crumbs will not stick to them.

Prepare some *Bread-Crumbs*,* by rubbing some stale bread through a colander : or, if you wish the Fish to appear very delicate and highly finished, through a hair-sieve ; or use *Biscuit Powder*.

* A large pair of Soles will take the fourth part of a quartern loaf, which now costs two-pence halfpenny. OATMEAL is a good substitute for Bread-Crumbs—and costs comparatively nothing !!

Beat the yolk and white of an Egg well together, on a plate, with a fork ;—flour your fish, to absorb any moisture that may remain, and wipe it off with a clean cloth ;—dip them in the Egg on both sides all over, or, what is better, Egg them with a paste-brush ; put the Egg on in an even degree over the whole Fish, or the bread-crumbs will not stick to it even—and the uneven part will burn to the pan.—Strew the Bread-Crumbs all over the Fish, so that they cover every part,—take up the Fish by the head, and shake off the loose crumbs. The Fish is now ready for the Frying-pan.

Put a Quart or more of fresh sweet Olive Oil, or Clarified Butter (231), Dripping (82), Lard,* or Clarified Drippings (83); be sure they are quite sweet and perfectly clean (*the Fat ought to cover the Fish*) : what we here order is for Soles about ten inches long,—if larger cut them into pieces the proper size to help at table ; this will save much time and trouble to the Carver ; when you send them to table, lay them in the same form they were before they were cut, and you may strew a little curled Parsley over them : they are much easier managed in the Frying-pan, and require less Fat ; fry the *Thick* part a few minutes before you put in the *Thin*—you can by this means only fry the *thick* part enough, without frying the *thin* too much. *Very Large* Soles should be boiled (140), or Fried in Fillets (143). *Soles cut in pieces, crossways, about the size of a Smelt, make a very pretty garnish* for stewed Fish and boiled Fish.

Set the frying-pan over a sharp and clear fire ; watch it, skim it with an Egg-slice, and when it boils,† *i. e.* when it has done bubbling, and the smoke just begins to rise from the surface, put in the Fish :—if the Fat is not *extremely hot*, it is impossible to fry Fish of a good colour, or to keep them firm and crisp. (Read the 3d Chapter of the Rudiments of Cookery.)

The best way to *ascertain the heat of the Fat*, is to try it with a bit of bread as big as a nut ; if it is quite hot enough, the bread will brown immediately. Put in the Fish, and it will be crisp and brown on the side next the fire, in about four or five minutes ; to *turn it*, stick a two-pronged fork near the head, and support the tail with a fish-slice, and fry the other side nearly the same length of time.

Fry One Sole at a time, except the pan is very large, and you have plenty of fat.

When the Fish are fried, lay them on a soft cloth (old table-

* THE FAT will do Two or Three times, if strained through a hair-sieve, and put by ; if you do not find it enough, put a little fresh to it. Read (83), and the 3d Chapter of the Rudiments of Cookery.

† This requires a heat of upwards of 600 degrees of Fahrenheit's thermometer —FRYING is, in fact, *Boiling in Fat*.

cloths are best), near enough the fire to keep them warm; turn them every two or three minutes, till they are quite dry on both sides—this common Cooks commonly neglect. It will take ten or fifteen minutes,* if the Fat you fried them in was not hot enough; when it is, they want very little drying. When Soles are fried, they will keep very good in a dry place for three or four days; warm them by hanging them on the hooks in a Dutch oven, letting them heat very gradually, by putting it some distance from the fire for about twenty minutes, or in good Gravy, as Eels, WIGGY'S WAY (162, 266, 288, or 303).

Obs.—There are several general rules in this Receipt which apply to all Fried Fish:—we have been very particular and minute in our directions; for, although a Fried Sole is so frequent and favourite a dish, it is very seldom brought to table in perfection.†

SOLES TO STEW.

142. These are half fried, and then done the same as Eels, Wiggys way. See (162).

FILLETS OF SOLES, BROWN OR WHITE.

143. Take off the Fillets very nicely, trim them neatly, and press them dry between a soft cloth; Egg, Crumb, and Fry them, &c. as directed in (141), or boil them, and serve them with (308).

N. B. This is one of the best ways of dressing very large Soles. See also (162).

SKATE,

144. Is very good when in good season, but no fish so bad when it is otherwise: those persons that like it firm and dry, should have it crimped; but those that like it tender, should have it plain, and eat it not earlier than the second day, and if cold weather, three or four days old it is better: it cannot be kept too long, if perfectly sweet. Young Skate eats very fine, crimped and fried. See (150).

COD BOILED.

145. Wash and clean the fish, and rub a little salt in the inside of it (if the weather is very cold, a large cod is the better for being kept a day): put plenty of water in your fish-kettle, so that the fish

* If you are in haste, lay the Sole on a clean soft cloth, cover it with it, and gently press it upon the fish, to suck up the fat from its surface.

† The very indifferent manner in which the operation of frying fish is usually performed, we suppose, produced the following *jeu d'esprit*, which appeared in *The Morning Chronicle*:—

“The King's Bench Reports have cook'd up an odd dish,
An action for damages, *Fry* versus *Fish*.
But, sure, if for damages action could lie,
It certainly must have been *Fish* against *Fry*.”

may be well covered; put in a large handful of salt: and when it is dissolved, put in your fish; a very small fish will require from fifteen to twenty minutes after the water boils,—a large one about half an hour; drain it on the fish-plate; dish it with a garnish of the Roe, Liver, Chitterlings, &c. or large native OYSTERS, fried a light brown (see 181), or Smelts (173), Whittings (149), *the tail** of the Cod cut in slices, or bits the size and shape of Oysters—or split it—and fry it. Scalloped Oysters (179), Oyster Sauce (246). SLICES OF COD cut about half an inch thick, and FRIED as Soles (141), are very nice.

MEM.—*The SOUNDS*,—the jelly parts about the Jowl,—the Palate,—and the Tongue, are esteemed exquisites by piscivorous Epicures—whose longing Eyes will keep a sharp look-out for a share of their favourite “*Bonne Bouche* ;”—the Carver's reputation depends much on his equitable distribution of them.

SALT FISH BOILED.

146. Salted Fish requires Soaking, according to the time it has been in Salt;—trust not to those you buy it of, but taste a bit of one of the flakes; *that which is hard and dry* requires two nights' soaking, changing the water two or three times; the intermediate day, lay it on a stone-floor;—for *Barrelled Cod* less time will do;—and for the best

* The author of the *Cook's Cookery*, 8vo. page 116, does not seem to think *this fish* can be too fresh; for he commences his directions with, “*If you can, get a Cod hot out of the Sea,*” &c.

The TAIL is so much thinner than the thick part of the body, that, if boiled together, the former will be boiled too much—before the latter is done enough—therefore it should be dressed separate, and the best way of cooking it is to fry it in Slices or Fillets. See (151).

“Cod generally comes into good season in October, when, if the weather is cold, it eats as fine as at any time in the year; towards the latter end of January and February, and part of March, they are mostly poor; but the latter end of March, April, and May, they are generally particularly fine; having shot their spawn, they come in fine order. The *Dogger-Bank Cod* are the most esteemed, as they generally cut in large fine flakes: the north-country Cod, which are caught off the Orkney Isles, are generally very stringy, or what is commonly called *woolly*, and sell at a very inferior price, but are caught in much greater abundance than the Dogger Cod. The Cod are all caught with hook, and brought alive in well-boats to the London markets. The Cod cured on the Dogger-Bank is remarkably fine, and seldom cured above two or three weeks before brought to market; the *Barrel Cod* is commonly cured on the coast of Scotland and Yorkshire. There is a great deal of inferior cured salt-fish brought from Newfoundland and Iceland.

“The SKULL of a Dogger-Bank Cod is one of those concatenations of *tit bits* which some epicures are fond of either baked or boiled: it is composed of lots of pretty playthings or such finery, but will not do for those who want a good meal: it may be bought for about 2s.: either boil it whole, or cut it into pieces, —flour and dry them, and then egg and crumb, and fry them, or stew it (155).

“The TAIL of a Cod cut in fillets, or slices, and fried, makes a good dish, and is generally to be bought at a very reasonable rate;—if boiled, it is soft and watery. The *Skull and Tail* of a Cod is a favourite and excellent Scotch dish, stewed, and served up with Anchovy or Oyster Sauce, with the liquor it is boiled in, in a Tureen.

“*Ling* is brought to the London market in the same manner as Cod, but is very inferior to it, either fresh or salt.”

Dogger-Bank Split Fish, which has not been more than a fortnight or three weeks in salt, still less will be needful.

Put it into plenty of cold water, and let it *simmer very gently* till it is enough—if the water boils, the Fish will be tough and thready.* For Egg sauce, see (239), and to boil Red Beet-root (126); Parsneps (127); Carrots (123). Garnish Salt Fish with the yolks of Eggs cut into quarters.

Obs.—Our favourite vegetable accompaniment is a dish of equal parts of Red Beet-root and Parsneps.

N.B. SALTED FISH *differs in Quality quite as much as it does in Price.*

SLICES OF COD BOILED.

147. *Half an hour before you dress them*, put them into cold spring-water with some salt in it.

Lay them at the bottom of a fish-kettle, with as much cold spring-water as will cover them, and some salt; set it on a quick fire, and when it boils, skim it, and set it on one side of the fire to boil very gently, for about ten minutes, according to its size and thickness. Garnish with scraped Horseradish, slices of Lemon, and a slice of the Liver on one side, and Chitterling on the other. Oyster sauce (246) and Plain Butter.

Obs.—SLICES OF COD (especially the Tail, split) ARE VERY GOOD, FRIED *like Soles* (141), or stewed in Gravy like Eels (162, or 308).

FRESH STURGEON.

148. The best mode of dressing this, is to have it cut in thin slices like Veal Cutlets, and broiled, and rubbed over with a bit of Butter, and a little Pepper, and served very hot, and eaten with a squeeze of Lemon Juice. Great care, however, must be taken to cut off the skin before it is broiled, as the oil in the skin, if burnt, imparts a disgusting flavour to the fish. The flesh is very fine, and comes nearer to Veal, perhaps, than even Turtle.

Sturgeon is frequently plentiful and reasonable in the London shops. We prefer this mode of dressing it to the more savoury one of stewing it in rich gravy, like Carp, &c. which overpowers the peculiar flavour of the fish.

* "In the sea-port towns of the New England States in North America, it has been a custom, time immemorial, among people of fashion, to dine one day in the week (Saturday) on *Salt Fish*,—and a long habit of preparing the same dish has, as might have been expected, led to very considerable improvements in the art of cooking it. I have often heard foreigners declare, that they never tasted Salt Fish dressed in such perfection; *the secret of Cooking it*, is to keep it for several hours in water that is *just scalding hot*, but which is never made actually to boil."—COUNT RUMFORD'S 10th *Essay*, p. 18.

WHITINGS FRIED.

149. Skin* them, preserve the Liver, and fasten their Tails to their mouths: dip them in egg, then in bread-crumbs, and fry them in hot lard (read 141), or split them, and fry them like fillets of Soles (143)

A three-quart stew-pan, half full of fat, is the best utensil to fry Whitings. They will be done enough in about five minutes; but it will sometimes require a quarter of an hour to drain the fat from them and dry them (if the fat you put them into was not hot enough), turning them now and then with a Fish-slice.

Obs.—When *Whitings* are scarce, the Fishmongers can skin and truss young *Codlings*, so that you can hardly tell the difference, except that a *Codling* wears a beard, and a *Whiting* does not: this distinguishing mark is sometimes cut off; however, if you turn up his Jowl, you may see the mark where the beard was, and thus discover whether He be a Real WHITING, or a *Shaved Codling*.

SKATE FRIED.

150. After you have cleaned the fish, divide it into fillets, dry them on a clean cloth; beat the yolk and white of an egg thoroughly together, dip the fish in this, and then in fine bread-crumbs; fry it in hot lard or drippings till it is of a delicate brown colour; lay it on a hair-sieve to drain: garnish with crisp Parsley (278)—and some like Caper Sauce, with an Anchovy in it.

PLAICE OR FLOUNDERS, FRIED OR BOILED.

151. Flounders are perhaps the most difficult fish to fry very nicely. Clean them well, flour them, and wipe them with a dry cloth to absorb all the water from them; flour or egg and bread-crumbs them, &c. as directed in (141).

TO BOIL FLOUNDERS.

Wash and clean them well, cut the black side of them the same as you do Turbot, then put them into a fish-kettle, with plenty of cold water, and a handful of salt; when they come to a boil, skim them clean, and let them stand by the side of the fire for five minutes, and they are ready.

Obs.—Eaten with plain melted butter and a little salt, you have the sweet delicate flavour of the Flounder, which is overpowered by any sauce.

* The French do not flay them—but split them—dip them in flour, and fry them in hot dripping.

WATER SOUCHY,*

152. Is made with Flounders, Whittings, Gudgeons, or Eels. These must be quite *fresh*, and very *nicely cleaned*; for what they are boiled in, is the sauce for them.

Wash, gut, and trim your Fish, cut them into handsome pieces, and put them into a stew-pan with just as much water as will cover them, with some parsley, or parsley roots sliced, an onion minced fine, and a little pepper and salt (to this some Cooks add some scraped Horseradish and a Bay leaf); skim it carefully when it boils; when your Fish is done enough (which it will be in a few minutes), send it up in a deep dish, lined with bread sippets, and some slices of bread and butter on a plate.

Obs.—Some Cooks thicken the liquor the Fish has been stewing in with flour and butter, and flavour it with white wine, Lemon-juice, Essence of Anchovy, and Catchup—and boil down two or three Flounders, &c. to make a fish broth, to boil the other fish in, observing, that the Broth cannot be good, unless the Fish are boiled too much.

HADDOCK BOILED.

153. Wash it well, and put it on to boil, as directed in (145), a Haddock of three pounds will take about ten minutes after the kettle boils.

Haddocks salted a day or two, are eaten with egg sauce, or cut in fillets, and fried. Or, if small, very well broiled, or baked, with a pudding in their belly, and some good gravy.

Obs.—A Piscivorous Epicure protests that "*Haddock* is the poorest fish that swims, and has neither the delicacy of the Whiting, nor the juiciness of the Cod."

FINDHORN HADDOCKS.

154. Let the Fish be well cleaned and laid in Salt for two hours, let the water drain from them, and then wet them with the *Pyroligneous Acid*,—they may be split or not,—they are then to be hung in a dry situation for a day or two, or a week or two, if you please; when broiled, they have all the flavour of the *Findhorn Haddock*, and will keep sweet for a long time.

The Pyroligneous acid, applied in the same way to Beef or Mutton, gives the fine smoke flavour, and may be kept for a considerable length of time.

* One of my Culinary Counsellors says, the heading of this Receipt should be, "*How to dress a good dish of Fish while the Cloth is laying.*" If the articles are ready, twelve minutes will do it, with very little trouble or expense. For richer stewed Fish, see (162).

Scotch way of dressing Haddocks.—A Haddock is quite like a different fish in London and in Edinburgh, which arises chiefly from the manner in which they are treated: a Haddock should never appear at table with its head and skin on. For *boiling*, they are all the better for lying a night in salt; of course they do not take so long to boil without the skin, and require to be well skimmed to preserve the colour.—After lying in salt for a night, if you hang them up for a day or two, they are very good broiled and served with cold butter. For *frying*, they should be split and boned very carefully, and divided into convenient pieces, if too large to *halve merely*; egg and crumb them, and fry in a good deal of lard; they resemble soles when dressed in this manner. There is another very delicate mode of dressing them; you split the fish, rub it well with butter, and do it before the fire in the Dutch oven.

**TO STEW COD'S HEAD, SOLES, CARP,
TROUT, PERCH, EEL, OR FLOUNDER.**

155. *See also* (162). When the Fish has been properly washed, lay it in a stew-pan, with half a pint of Claret or Port Wine, and a quart of good gravy (287);—a large onion, a dozen berries of black pepper, the same of allspice, and a few cloves, or a bit of mace; cover the fish-kettle close, and let it stew gently for ten or twenty minutes, according to the thickness of the fish: take the fish up, lay it on a hot dish, cover it up, and thicken the liquor it was stewed in with a little flour, and season it with Pepper, Salt, Essence of Anchovy, Mushroom Catchup, and a little Chili Vinegar: when it has boiled ten minutes, strain it through a tamis, and pour it over the fish; if there is more sauce than the dish will hold, send the rest up in a boat.

The *River Trout* comes into season in April, and continues till July; it is a delicious fish; those caught near Uxbridge come to town quite alive.

The *Eels* and *Perch* from the same water are very fine.

Obs.—These fish are very nice plain boiled, with (234 or 236), for sauce; some Cooks dredge them with flour, and fry them a light brown before they put them on to stew, and stuff them with (317), or some of the stuffings following.

TO DRESS THEM MAIGRE.

156. Put the Fish into a stew-pan, with a large onion, four Cloves, fifteen berries of Allspice, and the same of Black Pepper—just cover them with boiling water, set it where they will simmer gently

for ten or twenty minutes, according to the size of the Fish; strain off the liquor in another stew-pan, leaving the Fish to keep warm till the Sauce is ready.

Rub together on a plate as much flour and butter as will make the Sauce as thick as a double Cream. Each *Pint of Sauce* season with a glass of Wine, half as much Mushroom Catchup, a tea-spoonful of Essence of Anchovy, and a few grains of Cayenne; let it boil a few minutes, put the Fish on a deep dish, strain the Gravy over it; garnish it with Sippets of Bread toasted or fried (279).

N.B. The Editor has paid particular attention to the above Receipt—and also to (209), which *Catholics*, and *those whose Religious tenets do not allow them to eat Meat on Maigre Days*, will find a very satisfactory substitute for the *Meat Gravy Soup* (192).

For SAUCE FOR MAIGRE DISHES, see (210, 270, and 308).

Obs.—Mushroom Catchup (375) and Onions (343) supply the place of Meat better than any thing; if you have not these, Wine, —Spice (384),—Curry Powder (383),—Aromatic Roots and Herbs, —Anchovy and Soy,—or Oyster Catchup (377), variously combined, and thickened with flour and butter, are convenient substitutes.

MAIGRE FISH PIES.

For Fish Pies, see (485, 486).

PERCH, ROACH, DACE, GUDGEONS, &c. FRIED.

157. Wash the Fish well,—wipe them on a dry cloth,—flour them lightly all over, and fry them ten minutes (see 141) in hot lard or drippings; lay them on a hair-sieve to drain; send them up on a hot dish, garnished with sprigs of green parsley. Anchovy sauce, (241 and 371).

PERCH BOILED.

158. Clean them carefully, and put them in a fish-kettle, with as much cold spring-water as will cover them, with a handful of salt; set them on a quick fire till they boil; when they boil, set them on one side to boil gently for about ten minutes, according to their size.

SALMON, HERRINGS, SPRATS, MACKEREL, &c. PICKLED.

159. Cut the Fish into proper pieces, do not take off the scales—make a brine strong enough to bear an Egg, in which boil the Fish—it must be boiled in only just liquor enough to cover it—do not overboil it. When the fish is boiled, lay it slantingly to drain

off all the liquor—when cold, pack it close in the kits, and fill them up with equal parts of the liquor the Salmon was boiled in (having first well skimmed it), and best Vinegar; let them rest for a day, fill up again, striking the sides of the kit with a Cooper's adze, until the kit will receive no more—then head them down as close as possible.

Obs.—This is in the finest condition when *fresh*. Salmon is most plentiful about Midsummer; the season for it is from February to September. Some sprigs of *fresh-gathered young Fennel* are the accompaniments.

N.B. The three *indispensable marks* of the goodness of *Pickled Salmon* are, 1st, The brightness of the scales, and their sticking fast to the skin; 2dly, The firmness of the flesh; and, 3dly, Its fine pale red rose colour:—without these it is not fit to eat, and was either stale before it was pickled, or has been kept too long after.

The above was given us as the actual practice of those who pickle it for the London market.

N.B. *Pickled Salmon warmed by steam*, or in its pickle liquor, is a favourite dish at Newcastle.

SALMON BOILED.*

160. Put on a fish-kettle, with spring water enough to well cover the Salmon you are going to dress, or the Salmon will neither look nor taste well: (boil the Liver in a separate sauce-pan.) When the water boils, put in a handful of salt, take off the scum as soon as it rises, have the fish well washed, put it in, and if it is thick, let it boil very gently; Salmon requires almost as much boiling as Meat, about a quarter of an hour to a pound of fish; but practice

* **SALMON.** The earliest that comes in season to the London market is brought from the Severn, and begins to come into season the beginning of November, but very few so early, perhaps not above one in fifty, as many of them will not shoot their spawn till January, or after, and then continue in season till October, when they begin to get very thin and poor. The principal supply of Salmon is from different parts of Scotland, packed in ice, and brought by water: if the vessels have a fair wind, they will be in London in three days; but it frequently happens that they are at sea perhaps a fortnight, when the greater part of the fish is perished, and has, for a year or two past, sold as low as two-pence per pound, and up to as much as eighteen-pence per pound at the same time, owing to its different degrees of goodness. This accounts for the very low prices at which the itinerant fishmongers cry their "*delicate Salmon*," "*dainty fresh Salmon*," and "*Live Cod*" "*New Mackerel*," &c. &c.

"*Salmon Gwills*, or *Salmon Peel*, are the small salmon which run from about five or six pounds to ten pounds, are very good fish, and make handsome dishes of fish, sent to table crooked in the form of an S.

"*Berwick Trout* are a distinct fish from the gwills, and are caught in the River Tweed, and dressed in the same manner as the gwilt.

"*Calvered Salmon* is the salmon caught in the Thames, and cut into slices alive; and some few salmon are brought from Oxford to London alive, and cut. A few slices make a handsome, genteel dish, but it is generally very expensive; sometimes 15s. per pound."

only can perfect the Cook in dressing Salmon :—*a quarter* of a Salmon will take almost as long boiling *as half* a one ; you must consider the *Thickness*—not the *Weight*—ten pounds of fine full-grown Salmon will be done in an hour and a quarter. Lobster Sauce, (249).

Obs.—The thinnest part of the Fish is the fattest, and if you have a “*Grand Gourmand*” at table, ask him if he is for thick or thin.

The *Thames Salmon* is preferred in the London Market ; and some Epicures pretend to be able to distinguish by the taste, in which reach of the River it was caught !!!

N.B. *If you have any left*, put it into a pie-dish, and cover it with an equal portion of Vinegar and Pump-water, and a little salt ; it will be ready in three days.

FRESH SALMON BROILED.

161. Clean the Salmon well, and cut it into slices about an inch and a half thick ; dry it thoroughly in a clean cloth, rub it over with sweet oil, or thick melted butter, and sprinkle a little salt over it ; put your gridiron over a clear fire, at some distance ; when it is hot wipe it clean, rub it with sweet oil or lard ; lay the salmon on, and when it is done on one side, turn it gently and broil the other. Anchovy sauce, &c.

Obs.—An oven does them best.

SOLES OR EELS,* &c. &c. STEWED WIGGY'S WAY.

162. Take two pounds of fine silver† eels ;—the best are those that are rather more than a half-crown piece in circumference, quite fresh, full of life, and “*as brisk as an Eel* ;” such as have been kept out of the water till they can scarce stir, are good for nothing. Gut them, rub them with salt till the slime is cleaned from them, wash them in several different waters, and divide them into pieces about four inches long.

Some Cooks, after skinning them, dredge them with a little flour, wipe them dry, and then egg and crumb them, and fry them in drippings till they are brown, and lay them to dry on a hair-sieve.

Have ready a quart of good Beef Gravy (287) ; it must be cold when you put the Eels into it ; set them on a slow fire to simmer very gently for about a quarter of an hour, according to the size of the eels ;—watch them, that they are not done too much ; take them

* Small Fish and Fillets of Whiting, Turbots, Brills, &c. and slices of Cod, or the head or tail of it, are excellent dressed the same way.

† The *Yellow* Eels taste muddy : the *Whiteness* of the belly of the fish is not the only mark to know the best ; the right colour of the back is a very bright coppery hue : the *Olive* coloured are inferior ; and those tending to a *green* are worse.

carefully out of the stew-pan with a fish-slice, so as not to tear their coats, and lay them on a dish about two inches deep.

Or, if for *Maigre Days*, when you have skinned your Eels, throw the skins into salt and water, wash them well, then put them into a stew-pan with a quart of water, two onions, with two cloves stuck in each, and one blade of mace; let it boil twenty minutes, and strain it through a sieve into a basin.

Make the sauce about as thick as cream, by mixing a little flour with it; put in also two table-spoonsful of Port wine, and one of Mushroom Catchup, or Cavice; stir it into the sauce by degrees, give it a boil, and strain it to the fish through a sieve.

N.B. If Mushroom Sauce (210, 270), or White Sauce (308), be used instead of Beef Gravy, this will be one of the most relishing *Maigre* dishes we know.

Obs.—To kill Eels instantly, without the horrid torture of cutting and skinning them alive, pierce the spinal marrow, close to the back part of the skull, with a sharp-pointed skewer: if this be done in the right place, all motion will instantly cease.—The humane Executioner does certain criminals the favour to hang them before he breaks them on the wheel.

TO FRY EELS.

163. Skin and gut them, and wash them well in cold water, cut them in pieces four inches long, season them with pepper and salt; beat an egg well on a plate, dip them in the egg, and then in fine bread-crumbs; fry them in fresh clean lard, drain them well from the fat, garnish with crisp parsley;—for *Sauce*, plain and melted butter, sharpened with lemon-juice, or Parsley and Butter.

SPITCHCOCKED EELS.

164. This the French Cooks call the English way of dressing Eels. Take two middling-sized silver Eels, leave the skin on, scour them with salt, and wash them, cut off the heads, slit them on the belly side, and take out the bone and guts and wash and wipe them nicely; then cut them into pieces about three inches long, and wipe them quite dry; put two ounces of butter into a stew-pan with a little minced parsley, thyme, sage, pepper, and salt, and a very little chopped eschalot; set the stew-pan over the fire; when the butter is melted, stir the ingredients together, and take it off the fire, mix the yolks of two eggs with them, and dip the Eel in, a piece at a time, and then roll them in bread-crumbs, making as much stick to them as you can; then rub the gridiron with a bit of suet, set it high over a very clear fire, and broil your Eels of a

fine crisp brown: dish them with crisp parsley, and send up with plain butter in a boat, and anchovy and butter.

Obs.—We like them better with the skin off; it is very apt to offend delicate stomachs.

MACKEREL BOILED.

165. This Fish loses its life as soon as it leaves the Sea, and the fresher it is the better.

Wash and clean them thoroughly (the fishmongers seldom do this sufficiently), put them into cold water with a handful of salt in it; let them rather simmer than boil; a small mackerel will be done enough in about a quarter of an hour; when the Eye starts and the Tail splits—they are done; do not let them stand in the water a moment after; they are so delicate that the heat of the water will break them.

This fish, in London, is rarely fresh enough to appear at table in perfection; and either the *Mackerel* is boiled too much, or the *Roe** too little. The best way is to open a slit opposite the middle of the roe, you can then clean it properly; this will allow the water access, and the roe will then be done as soon as the fish, which it seldom is otherwise; some sagacious *gourmands* insist upon it they must be taken out and boiled separately. For sauce, see (235, 237, and 238); and you may garnish them with pats of minced Fennel.

N.B. The common notion is, that Mackerel are in best condition when fullest of Roe; however, the Fish at that time is only valuable for its Roe,—the Meat of it has scarcely any flavour.

Mackerel generally make their appearance off the Land's End about the beginning of April; and as the weather gets warm they gradually come round the coast, and generally arrive off Brighton about May, and continue for some months, until they begin to shoot their spawn.

After they have let go their Roes, they are called shotten mackerel, and are not worth catching; the Roe, which was all that was good of them, being gone.

It is in the early season, when they have least Roe, that the flesh of this Fish is in highest perfection. There is also an after-season, when a few fine large Mackerel are taken (*i. e.* during the Herring season, about October), which some piscivorous Epicures are very partial to,—these fish having had time to fatten and recover their Health, are full of high flavour, and their flesh is firm and juicy; they are commonly called *Silver Mackerel*, from their beautiful appearance,

* The ROE of the Male Fish is *soft*, like the brains of a Calf,—that of the Female is full of small eggs, and called *hard* Roe.

their colour being almost as bright when boiled as it was the moment they were caught.

MACKEREL BROILED.

166. Clean a fine large mackerel, wipe it on a dry cloth, and cut a long slit down the back; lay it on a clean gridiron, over a very clear slow fire; when it is done on one side, turn it: be careful that it does not burn; send it up with Fennel-sauce (237); mix well together a little finely minced Fennel and Parsley, seasoned with a little Pepper and Salt, a bit of fresh Butter, and when the Mackerel are ready for the table, put some of this into each fish.

MACKEREL BAKED.

167. Cut off their heads, open them, and take out the roes and clean them thoroughly; rub them on the inside with a little pepper and salt, put the roes in again, season them (with a mixture of powdered allspice, black pepper, and salt, well rubbed together), and lay them close in a baking-pan, cover them with equal quantities of cold vinegar and water, tie them down with strong white paper doubled, and bake them for an hour in a slow oven. They will keep for a fortnight.

PICKLED MACKEREL, HERRINGS, OR SPRATS.

168. Procure them as fresh as possible, split them, take off the heads, and trim off the thin part of the belly, put them into salt and water for an hour, drain and wipe your fish, and put them into jars or casks, with the following preparation, which is enough for three dozen Mackerel. Take salt, and bay-salt, one pound each, saltpetre and lump-sugar, two ounces each; grind and pound the salt, &c. well together, put the fish into jars or casks, with a layer of the preparation at the bottom, then a layer of mackerel with the skin-side downwards, so continue alternately till the cask or jar is full; press it down and cover it close. In about three months they will be fit for use.

SPRATS BROILED.

169. If you have not a Sprat Gridiron, get a piece of pointed iron wire as thick as packthread, and as long as your gridiron is broad; run this through the heads of your sprats, sprinkle a little flour and salt over them,—put your gridiron over a clear quick fire, turn them in about a couple of minutes; when the other side is brown, draw out the wire, and send up the fish with melted butter in a cup.

Obs.—That Sprats are young Herrings, is evident by their anatomy, in which there is no perceptible difference. They appear very

soon after the Herrings are gone, and seem to be the spawn just vivified.

SPRATS FRIED.

See (173).

SPRATS STEWED.

170. Wash and dry your Sprats, and lay them as level as you can in a stew-pan, and between every layer of Sprats put three peppercorns, and as many allspice, with a few grains of salt; barely cover them with vinegar, and stew them one hour over a slow fire; they must not boil; a bay-leaf is sometimes added. Herrings or Mackerel may be stewed the same way.

To *Fry Sprats*, see (173).

HERRINGS BROILED.

171. Wash them well, then dry them with a cloth, dust them with flour, and broil them over a slow fire till they are well done. Send up melted butter in a boat.

Obs.—For a particular account of Herrings, see SOLAS DODD'S *Natural Hist. of Herrings*, in 178 pages 8vo. 1752.

RED HERRINGS AND OTHER DRIED FISH.

172. "Should be cooked in the same manner as now practised by the Poor in Scotland. They soak them in water until they become pretty fresh; they are then hung up in the Sun and Wind on a stick through their Eyes, to dry; and then boiled or broiled. In this way they eat almost as well as if they were new caught."—See the Hon. JOHN COCHRANE'S *Seaman's Guide*, 8vo. 1797, p. 34.

"*Scotch Haddocks* should be soaked all night. You may boil or broil them; if you broil, split them in two.

"All the different sorts of *Dried Fish*, except Stock Fish—are salted, dried in the Sun, in prepared kilns, or by the smoke of wood fires; and require to be softened and freshened, in proportion to their bulk, nature, or dryness; the very dry sort, as *Cod*, *Whiting*, &c. should be steeped in lukewarm water, kept as near as possible to an equal degree of heat. The larger Fish should be steeped twelve hours, the smaller about two; after which they should be taken out and hung up by the tails until they are dressed. The reason for hanging them up is, that they soften equally as in the steeping, without extracting too much of the relish, which would render them insipid. When thus prepared, the *small fish*, as *Whiting*, *Tusks*, &c. should be floured and laid on the gridiron; and when a little hardened on one side, must be turned and basted with sweet oil upon a feather; and when basted on both sides, and well

heated through, taken up. A clear charcoal fire is the best for cooking them, and the Fish should be kept at a good distance, to broil gradually. When they are done enough they will swell a little in the basting, and you must not let them fall again. *If boiled*, as the larger fish generally are, they should be kept just simmering over an equal fire, in which way half an hour will do the largest fish, and five minutes the smallest.

“*Dried Salmon*, though a large fish, does not require more steeping than a Whiting; and when laid on the gridiron should be moderately peppered. To *Herring* and to all kinds of *broiled Salt Fish*, sweet oil is the best basting.”

The above is from MACDONALD'S *London Family Cook*, 8vo. 1808, p. 139.

Obs.—Dr. Harte, in his *Essay on Diet*, 1633, fol. p. 91, protests, “a Red Herring doth nourish little, and is hard of concoction, but very good to make a cup of good drink relish well, and may be well called ‘*The Drunkard's Delight*.’”

SMELTS, GUDGEONS, SPRATS, OR OTHER SMALL FISH FRIED.

173. Clean and dry them thoroughly in a cloth, fry them plain, or beat an egg on a plate, dip them in it, and then in very fine bread-crumbs that have been rubbed through a sieve: the smaller the Fish, the finer should be the bread-crumbs.—Biscuit Powder is still better; fry them in plenty of clean lard or drippings; as soon as the lard boils and is still, put in the fish; when they are delicately browned, they are done; this will hardly take two minutes. Drain them on a hair-sieve, placed before the fire, turning them till quite dry.—*Obs.* Read (141).

“*Smelts* are allowed to be caught in the Thames, on the first of November, and continue till May. The Thames smelts are the best and sweetest, for two reasons; they are fresher and richer than any other you can get: they catch them much more plentiful and larger in Lancashire and Norfolk, but not so good: a great many are brought to town from Norfolk, but barely come good, as they are a fish which should always be eaten fresh; indeed all river Fish should be eaten fresh, except Salmon, which, unless crimped, eats better the second or third day; but all Thames fish, particularly, should be eaten very fresh; no fish eats so bad kept.”

POTTED PRAWNS, SHRIMPS, OR CRAY-FISH.

174. Boil them in water with plenty of Salt in it. When you have picked them, powder them with a little beaten mace, or grated

nutmeg, or allspice, and pepper and salt ; add a little cold butter, and pound all well together in a marble mortar till of the consistence of paste. Put it into pots covered with clarified butter, and cover them over with wetted bladder.

LOBSTER.

175. Buy these *Alive*,—the Lobster Merchants sometimes keep them till they are starved, before they boil them ; they are then watery, have not half their flavour, and, like other *Persons that die of a Consumption—have lost the Calf of their Legs.*

Choose those that (as an old Cook says, are “ *Heavy and Lively*,” and) are full of motion, which is the Index of their freshness.

Those of the middle size are the best. *Never take them when the shell is incrusted*, which is a sign they are old. The Male Lobster is preferred to *Eat*, and the Female (on account of the Eggs) to make *Sauce of*. The Hen Lobster is distinguished by having a broader Tail than the Male, and less Claws.

Set on a pot, with water salted in the proportion of a table-spoonful of salt to a quart of water : when the water boils, put it in, and keep it boiling briskly from half an hour to an hour, according to its size ; wipe all the scum off it, and rub the shell with a very little butter or sweet oil ; break off the great claws, crack them carefully in each joint, so that they may not be shattered and yet come to pieces easily ; cut the tail down the middle, and send up the body whole. For *Sauce*, (250). To pot Lobster, (177).

**** These Fish come in about April, and continue plentiful till the Oyster season returns ; after that time they begin to spawn, and seldom open solid.*

CRAB.

176. The above observations apply to Crabs, which should neither be too small nor too large. *The best size are those which measure about eight inches across the shoulders.*

**** Crabs appear and disappear about the same time as Lobsters. The Cromer Crabs are most esteemed ; but numbers are brought from the Isle of Wight.*

POTTED LOBSTER OR CRAB.

177. This must be made with fine Hen Lobsters when full of spawn ; boil them thoroughly, (see 175) ; when cold, pick out all the solid meat, and pound it in a mortar ; it is usual to add, by degrees (a very little), finely pounded mace, black or Cayenne pepper, salt, and, while pounding, a little butter. When the whole is well mixed, and beat to the consistence of paste, press it down hard in a

preserving-pot, pour clarified butter over it, and cover it with wetted bladder.

Obs.—Some put Lobster without pounding it, and only cut it or pull it into such pieces as if it was prepared for sauce, and mince it with the spawn and soft parts and seasoning, and press it together as close as possible ; in packing it, place the coral and spawn, &c. in layers, so that it may look regular and handsome when cut out. If you intend it as store (see N.B. to 249, to make sauce with), this is the best way to do it—but if for Sandwiches, &c. the first is the best, and will keep much longer.

DRESSED OR BUTTERED LOBSTERS and CRABS, are favourite ornamental dishes with those who deck their table merely to please the Eye. Our apology for not giving such receipts will be found in *Obs.* to (283).

OYSTERS.*

178. The common † Colchester and Feversham Oysters are brought to market on the 5th of August ;—the Milton, or, as they are commonly called, *the melting Natives*, ‡ do not come in till the beginning of October, continue in season till the 12th of May, and approach the meridian of their perfection about Christmas.

Some piscivorous *Gourmands* think that Oysters are not best when quite fresh from their beds, and that their flavour is too brackish and harsh, and is much ameliorated by giving them a feed.

To FEED § Oysters.—Cover them with clean water, with a pint of salt to about two gallons (nothing else, no oatmeal, flour, nor any other trumpery) ; this will cleanse them from the mud and sand, &c. of the bed ; after they have lain in it twelve hours, change it for fresh salt and water, and in twelve hours more they will be in prime order for the Mouth, and remain so two or three days ;—at the time of high water you may see them open their shells, in expectation of receiving their usual food. This process of feeding oysters is only employed when a great many come up together.

The real COLCHESTER, or PYFLEET *Barrelled Oysters*, that are

* Oyster Sauce, (246) ; Preserved Oysters, (247).

† Those are called *Common Oysters*, which are picked up on the French coast, and laid in the Colchester beds.

These are never so fine and fat as the NATIVES, and seldom recover the shock their feelings receive from being transported from their native place ;—delicate little Creatures, they are as exquisite in their own taste as they are to the taste of others !

‡ Oysters are thus called, that are born, as well as bred and fed, in this country, and are mostly spit in the Burnham and Mersey rivers ; they do not come to their finest condition till they are near four years old.

§ WILL RABISHA, in his Receipt to "*broil Oysters*," (see his *Cookery*, page 144), directs, that while they are undergoing this operation, they should be *fed* with white wine and grated bread.

In BOYLE'S Works, 4to. 1772, vol. ii. p. 450, there is a very curious Chapter on EATING OF OYSTERS.

packed at the beds, are better without being put in water ; they are carefully and tightly packed, and must not be disturbed till wanted for table ; these, in moderate weather, will keep good for a week or ten days.

If an Oyster opens his mouth in the barrel, he dies immediately.

To preserve the life of Barrelled Oysters, put a heavy weight on the wooden top of the barrel, which is to be placed on the surface of the oysters. This is to be effected by removing the first hoop, the staves will then spread and stand erect, make a wide opening for the head of the barrel to fall down closely on the remaining fish, keeping them close together.

MEM.—The Oysters which are commonly sold as *Barrelled Oysters*, are merely the smallest natives, selected from the stock, and put into the Tub when ordered ; and, instead of being of superior quality, are often very inferior. To immature Animals there is the same objection as to unripe vegetables.

Obs.—Common people are indifferent about the *manner of opening Oysters*, and the time of eating them after they are opened ; nothing, however, is more important in the enlightened eyes of the experienced Oyster-eater.

Those who wish to enjoy this delicious restorative in its utmost perfection, must *eat it the moment it is opened*, with its own gravy in the under shell ; if not *Eaten while Absolutely Alive*, its flavour and spirit are lost.

The true lover of an Oyster will have some regard for the feelings of his little favourite, and will never abandon it to the mercy of a bungling operator,—but will open it himself, and contrive to detach the Fish from the shell so dexterously, that the Oyster is hardly conscious he has been ejected from his Lodging, till he feels the teeth of the piscivorous *Gourmand* tickling him to death.

N.B. Fish is less nutritious than Flesh : as a proof, when the trainer of Newmarket wishes to *waste* a Jockey, he is not allowed Meat, nor even Pudding, if *Fish* can be had. The white kinds of Fish, Turbots, Soles, Whiting, Cod, Haddock, Flounders, Smelts, &c. are less nutritious than the oily fat Fish, such as Eels, Salmon, Herrings, Sprats, &c. ; the latter, however, are more difficult to digest, and often disturb weak stomachs, so that they are obliged to call in the assistance of *Cayenne*, *Cognac*, &c.

SHELL FISH have long held a high rank in the catalogue of easily digestible and speedily restorative foods ; of these the Oyster certainly deserves the best character,—but we think it has acquired not a little more reputation for these qualities than it deserves ; a

well-dressed Chop* or Steak, see (93), will invigorate the Heart in a much higher ratio;—*to recruit the Animal Spirits, and support strength*, there is nothing equal to Animal food;—when kept till properly tender, none will give so little trouble to the Digestive organs, and so much substantial excitement to the Constitution. See note under (182).

See Dr. WALLIS and Mr. TYSON'S Papers on men's feeding on flesh, in *Phil. Trans.* vol. xxii. pp. 769 to 774; and PORPHYRY on Abstinence from Animal Food, translated by Thomas Taylor, 8vo. 1823.

We could easily say as much in praise of Mutton as Mr. Ritson has against it, in his "*Essay on Abstinence from Animal Food, as a Moral Duty*," 8vo. London, 1802, p. 102. He says, "The Pagan Priests were the first eaters of Animal Food; it corrupted their taste, and so excited them to Gluttony, that when they had eaten the same thing repeatedly, their *luxurious Appetites* called for variety. He who had devoured the Sheep, *longed to masticate the Shepherd!!!*"

"Nature seems to have provided other Animals for the food of man, from the astonishing increase of those which instinct points out to him as peculiarly desirable for that purpose. For instance; so quick is the produce of Pigeons, that, in the space of four years, 14,760 may come from a single pair; and in the like period, 1,274,840 from a couple of Rabbits,—this is nothing to the millions of Eggs in the milt of a Cod-fish.

SCALLOPED OYSTERS.

179. A good way to warm up any cold fish.

Stew the Oysters slowly in their own liquor for two or three minutes,—take them out with a spoon, beard them and skim the liquor,—put a bit of butter into a stew-pan; when it is melted, add as much fine bread-crumbs as will dry it up,—then put to it the Oyster-liquor, and give it a boil up,—put the Oysters into Scallop-shells that you have buttered, and strewed with bread-crumbs, then a layer of Oysters, then of bread-crumbs, and then some more Oysters; moisten it with the Oyster-liquor, cover them with bread-crumbs, put about half-a-dozen little bits of butter on the top of each, and brown them in a Dutch oven.

Obs.—Essence of Anchovy, Catchup, Cayenne, grated Lemon-

* "Animal food being composed of the most nutritious parts of the food on which the Animal lived, and having already been digested by the proper organs of an animal, requires only solution and mixture, whereas Vegetable food must be converted into a substance of an animal nature, by the proper action of our own Viscera, and consequently requires more labour of the Stomach and other digestive organs."—BURTON *on the Non-naturals*, page 213.

peel, Mace, and other Spices, &c. are added by those who prefer *piquance* to the genuine flavour of the Oyster.

COLD FISH may be re-dressed the same way.

N.B. Small Scallop-shells, or Saucers that hold about half-a-dozen Oysters, are the most convenient.

STEWED OYSTERS.

180. Large Oysters will do for stewing, and by some are preferred; but we love the plump juicy Natives. Stew a couple of dozen of these in their own liquor;—when they are coming to a boil, skim well, take them up and beard them; strain the liquor through a tamis-sieve, and lay the oysters on a dish. Put an ounce of butter into a stew-pan; when it is melted, put to it as much flour as will dry it up, the liquor of the Oysters, and three table-spoonsful of milk or cream, and a little white pepper and salt; to this some Cooks add a little Catchup, or finely chopped Parsley, grated Lemon-peel, and juice; let it boil up for a couple of minutes, till it is smooth, then take it off the fire, put in the Oysters, and let them get warm (they must not themselves be boiled, or they will become hard); line the bottom and sides of a hash-dish with bread-sippets, and pour your oysters and sauce into it. See *Obs.* to Receipt (246).

OYSTERS FRIED.

181. The largest and finest Oysters are to be chosen for this purpose; simmer them in their own liquor for a couple of minutes,—take them out and lay them on a cloth to drain,—beard them and then flour them,—egg and bread-crumbs them,—put them into boiling fat, and fry them a delicate brown.

OBS.—*An elegant garnish for Made Dishes,—Stewed Rump Steaks,—boiled or fried Fish, &c.; but they are too hard and dry to be eaten.*

BROTHS, GRAVIES, AND SOUPS.

BEEF BROTH,*

182. WASH a Leg or a Shin of Beef very clean, crack the bone in two or three places (this you should desire the Butcher to do for you), add thereto any trimmings you have of Meat, Game, or Poultry (*i. e.* heads, necks, gizzards, feet, &c.), and cover them with cold water,

* In culinary technicals is called FIRST STOCK, or long Broth,—in the French Kitchen, "*Le Grand Bouillon*."

—watch and stir it up well from the bottom, and *the moment it begins to simmer, skim it carefully*—your Broth must be perfectly clear and limpid, *on this depends the goodness of the Soups, Sauces, and Gravies, of which it is the basis*:—then add some cold water to make the remaining scum rise, and skim it again; when the scum is done rising, and the surface of the Broth is quite clear, put in one moderate-sized Carrot, a head of Celery, two turnips, and two Onions,—it should not have any taste of sweet herbs, spice, or garlic, &c.; either of these flavours can easily be added immediately after, if desired, by (364, 365, 366, &c.)—cover it close, set it by the side of the fire, and let it simmer very gently (so as not to waste the Broth) for four or five hours, or more, according to the weight of the Meat:—strain it through a sieve into a clean and dry stone pan, and set it in the coldest place you have.

Obs.—This is the foundation for all sorts of Soups and Sauce, brown or white.

Stew no longer than the Meat is thoroughly done to eat, and you will obtain excellent Broth, without depriving the Meat of its nutritious succulence:—to boil it to rags, as is the common practice, will not enrich your Broths, but make them thick and grouty.

The Meat,* when gently stewed for only four or five hours till it is just tender, remains abundantly sapid and nourishing, and will afford a relishing and wholesome meal for half a dozen people;—or make Potted Beef (419): or when you have strained off the Broth, —cover the meat again with water, and let it go on boiling for four hours longer, and make what some Cooks call “SECOND STOCK;” it will produce some very good Glaze, or PORTABLE SOUP; see (227), and the *Obs.* thereon.

BEEF GRAVY.†

183. Cover the bottom of a stew-pan that is well tinned and quite clean, with a slice of good Ham, or lean Bacon, four or five pounds of Gravy Beef cut into half-pound pieces, a Carrot, an Onion with two Cloves stuck in it, and a head of Celery; put a pint of Broth

* A dog was fed on the richest Broth, yet could not be kept alive; while another, which had only the Meat boiled to a Chip (and water) throve very well. This shews the folly of attempting to nourish Men by concentrated Soups, Jellies, &c.—SINCLAIR, *Code of Health*, p. 356.

If this experiment be accurate, what becomes of the theoretic visions of those who have written about nourishing Broths, &c.?—*The best test of the restorative quality of Food*, is a small quantity of it satisfying hunger, the strength of the pulse after it, and the length of time which elapses before appetite returns again. According to this rule, we give our verdict in favour of (21 or 25). See N.B. to (178).

This subject is fully discussed in “THE ART OF INVIGORATING and PROLONGING LIFE, BY DIET, &c.” published by G. B. Whittaker, 13, Ave-Maria Lane.

† Called in some Cookery Books “SECOND STOCK,”—in the French Kitchen, “*Jus de Bœuf*.”

or water to it, cover it close, and set it over a moderate fire till the water is reduced to as little as will just save the ingredients from burning; then turn it all about, and let it brown slightly and equally all over;—then put in three quarts of boiling water;* when it boils up, skim it carefully, and wipe off with a clean cloth what sticks round the edge and inside of the stew-pan, that your gravy may be delicately clean and clear. Set it by the side of a fire, where it will stew gently (to keep it clear, and that it may not be reduced too much) for about four hours:—if it has not boiled too fast, there should be two quarts of good gravy; strain through a silk, or tamis-sieve; take very particular care to skim it well; and set it in a cold place.

STRONG SAVOURY GRAVY, ALIAS “BROWN SAUCE,” ALIAS “GRAND ESPAGNOL.”

184. Take a stew-pan that will hold four quarts, lay a slice or two of Ham or Bacon (about a quarter of an inch thick) at the bottom (undressed is the best), and two pounds of Beef or Veal, a Carrot, a large Onion with four Cloves stuck in it, one head of Celery, a bundle of Parsley, Lemon-Thyme, and Savoury, about as big round as your little finger, when tied close, a few leaves of sweet Basil (one Bay-leaf, and an Eschalot, if you like it), a piece of Lemon-peel, and a dozen corns of Allspice;† pour on this half a pint of water, cover it close, and let it simmer gently on a slow fire for half an hour, in which time it will be almost dry; watch it very carefully, and let it catch a nice brown colour,—turn the Meat, &c. let it brown on all sides; add three pints of boiling water,‡ and boil for a couple of hours. *It is now rich Gravy.* To convert it into

CULLIS, OR THICKENED GRAVY.

185. To a quart of Gravy, put a table-spoonful of *Thickening* (230), or from one to two table-spoonsful of Flour, according to the thickness you wish the Gravy to be, into a basin, with a ladleful of the Gravy; stir it quick;—add the rest by degrees, till it is all well mixed; then pour it back into a stew-pan, and leave it by the side of the fire to simmer for half an hour longer, that the Thickening may thoroughly incorporate with the Gravy, the stew-pan being

*A great deal of care is to be taken to watch the time of putting in the water, —if it is poured in too soon, the Gravy will not have its true flavour and colour; and if it be let alone till the Meat sticks to the pan, it will get a burnt taste.

† Truffles, Morels, and Mushrooms, Catchups and Wines, &c. are added by those who are for the extreme of *haut goût*.

‡ The general rule is to put in about a Pint of water to a pound of meat, if it only simmers very gently.

only half covered, stirring it every now and then; a sort of scum will gather on the top, which it is best not to take off till you are ready to strain it through a tamis.*

Take care it is neither of too pale nor too dark a colour: *if it is not Thick enough*, let it stew longer, till it is reduced to the desired thickness; or add a bit of Glaze, or Portable Soup to it, see (227): *if it is too Thick*, you can easily thin it with a spoonful or two of warm broth, or water. When your sauce is done, stir it in the basin you put it into once or twice, while it is cooling.

VEAL BROTH.

186. A Knuckle of Veal is best; manage it as directed in the receipt for Beef Broth (182), only take care not to let it catch any colour, as this and the following and richer preparation of Veal, is chiefly used for *White Soups, Sauces, &c.*

To make White Sauce, see (307, 308).

VEAL GRAVY.

187. About three pounds of the nut of the Leg of Veal, cut into half-pound slices, with a quarter of a pound of Ham in small dice; proceed as directed for the Beef Gravy (183), but watch the time of putting in the water; if this is poured in too soon, the gravy will not have its true flavour,—if it be let alone till the meat sticks too much to the pan, it will catch too brown a colour.

KNUCKLE OF VEAL, OR SHIN OR LEG OF BEEF, SOUP

188. A Knuckle of Veal, of six pounds weight, will make a large tureen of excellent Soup, and is thus easily prepared: Cut half a pound of Bacon into slices about half an inch thick, lay it at the bottom of a soup-kettle, or deep stew-pan, and on this place the knuckle of veal, having first chopped the bone in two or three places,—furnish it with two carrots, two turnips, a head of celery, two large onions, with two or three cloves stuck in one of them, a dozen corns of black, and the same of Jamaica pepper, and a good bundle of lemon-thyme, winter savoury, and parsley. Just cover the meat with cold water, and set it over a quick fire till it boils; having skimmed it well, remove your soup-kettle to the side of the fire, let it stew very gently till it is quite tender, *i. e.* about four hours; then take out the bacon and veal, strain the soup, and set it

* A *Tamis* is a worsted cloth, sold at the oil shops, made on purpose for straining sauces: the best way of using it is for two people to twist it contrary ways: this is a better way of straining sauce than through a Sieve, and refines it much more completely.

by in a cool place till you want it, when you must take off the fat from the surface of your liquor, and decant it (keeping back the settleings at the bottom) into a clean pan.

If you like a THICKENED SOUP, put three table-spoonsful of the fat you have taken off the soup into a small stew-pan, and mix it with four table-spoonsful of flour, pour a ladleful of soup to it, and mix it with the rest by degrees, and boil it up till it is smooth.

Cut the Meat and Gristle of the Knuckle and the Bacon into mouthful, and put them into the Soup, and let them get warm.

Obs.—You may make this more savoury by adding Catchup (375), &c. SHIN OF BEEF may be dressed in the same way ; see KNUCKLE OF VEAL stewed with Rice (441).

MUTTON BROTH.

189. Take two pounds of Scrag of Mutton ; to take the blood out, put it into a stew-pan, and cover it with cold water ; when the water becomes milk-warm, pour it off, then put it in four or five pints of water, with a tea-spoonful of salt, a table-spoonful of best grits, and an onion ; set it on a slow fire, and when you have taken all the scum off, put in two or three turnips, let it simmer *very slowly* for two hours, and strain it through a clean sieve.

This usual method of making Mutton Broth with the *Scrag*, is by no means the most *Economical* method of obtaining it ; for which see (408 and 667).

Obs.—You may THICKEN BROTH by boiling with it a little Oat-meal,—Rice,—Scotch, or Pearl Barley ; when you make it for a Sick person, read the *Obs.* on Broths, &c. in the last page of the 7th Chapter of the Rudiments of Cookery, and (667).

MOCK MUTTON BROTH, WITHOUT MEAT, IN FIVE MINUTES.

190. Boil a few leaves of Parsley with two tea-spoonsful of Mushroom Catchup, in three-quarters of a pint of very thin Gruel (668). Season with a little salt.

Obs.—This is improved by a few drops of *Eschalot* Wine (343), and the same of *Essence of Sweet Herbs* (363). See also PORTABLE SOUP (227).

THE QUEEN'S MORNING "BOUILLON DE SANTE."

191. Sir Kenelm Digby, in his "*Closet of Cookery*," p. 149, London, 1669, informs us, was made with "a brawny Hen, or young Cock, a handful of parsley, one sprig of thyme, three of spearmint,

a little balm, half a great onion, a little pepper and salt, and a clove, with as much water as will cover them ; and this boiled to less than a Pint for one good porringerful."

CLEAR GRAVY SOUPS.

192. Cut half a pound of Ham into slices, and lay them at the bottom of a large stew-pan or stock-pot, with two or three pounds of lean Beef, and as much Veal ;—break the bones, and lay them on the meat ; take off the outer skin of two large onions and two Turnips ; wash, clean, and cut into pieces a couple of large Carrots, and two heads of Celery ; and put in three Cloves and a large blade of Mace :—cover the stew-pan close, and set it over a smart fire ;—when the meat begins to stick to the bottom of the stew-pan, turn it ; and when there is a nice brown glaze at the bottom of the stew-pan, cover the meat with hot water : watch it, and when it is coming to a boil put in half a pint of cold water ; take off the scum ; then put in half a pint more cold water, and skim it again, and continue to do so till no more scum rises. Now set it on one side of the fire to boil gently for about four hours,—strain it through a clean tamis or napkin (do not squeeze it, or the Soup will be thick) into a clean stone pan ; let it remain till it is cold, and then remove all the Fat ;—when you decant it, be careful not to disturb the settlings at the bottom of the pan.

The Broth should be of a fine Amber colour, and as clear as Rock Water ;—if it is not quite so bright as you wish it, put it into a stew-pan,—break two whites and shells of Eggs into a basin ; beat them well together ; put them into the Soup ; set it on a quick fire, and stir it with a whisk till it boils,—then set it on one side of the fire to settle for ten minutes ; run it through a fine napkin into a basin, and it is ready.

However, *if your Broth is carefully skimmed, &c. according to the directions above given, it will be clear enough without clarifying*, which process impairs the flavour of it in a higher proportion than it improves its appearance.

Obs.—This is the Basis of almost all Gravy Soups, which are called by the name of the vegetables that are put into them :

CARROTS,—TURNIPS,—ONIONS,—CELERY,—and a few leaves of Chervil, make what is called SPRING SOUP, or SOUP SANTE ; to this a pint of GREEN PEASE, or ASPARAGUS PEASE, or French Beans cut into pieces, or a cabbage lettuce, are an improvement.

With RICE or SCOTCH BARLEY,—with MACARONI, or VERMICELLI or CELERY,—cut into lengths ; it will be the Soup usually called by those names.

Or Turnips scooped round, or young Onions, will give you a clear **TURNIP or ONION Soup**, and all these vegetables mixed together, **Soup GRESSI**.

THE GRAVY for all these Soups may be produced *extempore* with (227).

The *Roots and Vegetables* you use must be boiled first, or they will impregnate the Soup with too strong a flavour.

The *Seasoning for all these Soups* is the same, viz. Salt, and a very little Cayenne pepper.

N.B. To make excellent *Vegetable Gravy Soup* for 4½d. a quart, see (209).

SCOTCH BARLEY BROTH.

193. A Good and Substantial Dinner for Five-pence per Head.

Wash three quarters of a pound of *Scotch Barley* in a little cold water; put it in a soup-pot with a Shin or Leg of Beef, of about ten pounds weight, sawed into four pieces (tell the Butcher to do this for you); cover it well with cold water; set it on the fire; when it boils skim it very clean and put in two Onions, of about three ounces weight each; set it by the side of the fire to simmer *very gently* about two hours: then skim all the fat clean off, and put in two heads of Celery, and a large Turnip cut into small squares; season it with salt, and let it boil an hour and a half longer, and it is ready: take out the meat (carefully with a slice, and cover it up, and set it by the fire to keep warm), and skim the Broth well before you put it in the Tureen.

	s.	d.
Shin of Beef of 10 lbs. - - -	2	0
¾ pound of Barley, - - -	0	4½
2 Onions, of about 3 oz. weight each, - - -	0	0½
Celery, - - - - -	0	1
Large Turnip, - - - - -	0	1
	<hr/>	
	2	7

Thus you get four quarts of Good Soup at 8d. per Quart, besides another quart to make sauce for the Meat, in the following manner:—

Put a quart of the Soup into a basin,—put about an ounce of Flour into a stew-pan, and pour the Broth to it by degrees, stirring it well together; set it on the fire, and stir it till it boils,—then (some put in a glass of Port Wine or Mushroom Catchup, 375) let it boil up and it is ready.

Put the Meat in a Ragoût dish, and strain the Sauce through a sieve over the meat; you may put to it some Capers or minced Gherkins or Walnuts, &c.

If the Beef has been stewed with proper care in a very gentle manner, and be taken up at “the critical moment when it is just tender,”

you will obtain an *Excellent and Savoury Meal for Eight People* for FIVE-PENCE, *i. e.* for only the cost of the glass of Port wine.

If you use VEAL, cover the Meat with (308).

Obs.—This is a most Frugal,—Agreeable,—and Nutritive Meal,—it will neither lighten the Purse, nor lie heavy on the Stomach, and will furnish a plentiful and pleasant Soup and Meat for eight persons. So you may give a good Dinner for 5d. per Head !!! See also (211 and 216).

N.B.—If you will draw your Purse-strings a little wider, and allow 1d. per Mouth more,—prepare a pint of young Onions as directed in (263), and garnish the dish with them, or some Carrots, or Turnips cut into squares,—and for 6d. per Head you will have as good a RAGOUT as “*le Cuisinier Impérial de France*” can give you for as many shillings. Read OBS. to (411).

You may vary the Flavour by adding a little Curry Powder (383), Ragoût (384, &c.), or any of the store Sauces and flavouring Essences between (335 and 390); you may garnish the dish with split pickled Mangoes, Walnuts, Gherkins, Onions, &c. See *Wow-Wow Sauce*, (286).

If it is made the evening before the Soup is wanted, and suffered to stand till it is cold, much *Fat** may be removed from the surface of the Soup, which is, when clarified (82), useful for all the purposes that Drippings are applied to.

SCOTCH SOUPS.

194. *The three following Receipts are the contribution of a friend at Edinburgh.*

WINTER HOTCH-POTCH.

Take the best end of a neck or loin of Mutton; cut it into neat chops; cut four carrots, and as many turnips into slices; put on four quarts of water, with half the carrots and turnips, and a whole one of each, with a pound of dried green pease, which must be put to soak the night before—let it boil two hours, then take out the whole carrot and turnip; bruise and return them; put in the meat and the rest of the carrot and turnip, some pepper and salt, and boil slowly three quarters of an hour; a short time before serving, add an onion cut small and a head of celery.

COCKY-LEEKY SOUP.

195. Take a scrag of Mutton, or shank of Veal, three quarts of

* See “*L'Art de Cuisinier*,” par A. Beauvillier, Paris, 1814, p. 68. “I have learned by experience, that of all the fats that are used for frying, the *Pot-Top* which is taken from the surface of the Broth and Stock-Pot is by far the best.”

water (or liquor in which meat has been boiled), and a good-sized fowl, with two or three leeks cut in pieces about an inch long, pepper and salt ; boil slowly about an hour ; then put in as many more leeks, and give it three quarters of an hour longer :—this is very good, made of good beef-stock, and leeks put in at twice.

LAMB STOVE OR LAMB STEW.

196. Take a lamb's head and lights ; open the jaws of the head, and wash them thoroughly ; put them in a pot with some beef-stock, made with three quarts of water, and two pounds of shin of beef, strained ; boil very slowly for an hour ; wash and string two or three good handfuls of spinach (or Spinage) ; put it in twenty minutes before serving ; add a little parsley, and one or two onions, a short time before it comes off the fire ; season with pepper and salt, and serve altogether in a tureen.

SCOTCH BROSE.

197. " This favourite Scotch dish is generally made with the liquor meat has been boiled in.

" Put half a pint of Oatmeal into a porringer with a little salt, if there be not enough in the broth,—of which add as much as will mix it to the consistence of hasty-pudding, or a little thicker,—lastly, take a little of the fat that swims on the broth, and put it on the Crowdie, and eat it in the same way as hasty-pudding."

Obs.—This Scotsman's dish is easily prepared at very little expense, and is pleasant-tasted and nutritious. To dress a HAGGIES, see (405), and MINCED COLLOPS following it.

N.B.—For various methods of making and flavouring OATMEAL GRUEL, see (668).

CARROT SOUP.

198. Scrape and wash half a dozen large Carrots ; peel off the red outside (which is the only part used for this soup) ; put it into a gallon stew-pan, with one head of Celery ; and an Onion cut into thin pieces ; take two quarts of Beef, Veal, or Mutton Broth, or if you have any cold Roast-Beef Bones (or liquor in which Mutton or Beef has been boiled), you may make very good broth for this soup :—when you have put the broth to the roots, cover the stew-pan close, and set it on a slow stove for two hours and a half, when the Carrots will be soft enough (some Cooks put in a Tea-cupful of Bread-crumbs) ; boil for two or three minutes ; rub it through a tamis, or hair-sieve, with a wooden spoon, and add as much broth as will make it a proper thickness, *i. e.* almost as thick as pease-soup : put it into a clean stew-pan ; make it hot ; season it with a

little salt, and send it up with some toasted bread, cut into pieces, half an inch square. Some put it into the soup ; but the best way is to send it up on a plate as a side dish.

Obs.—This is neither expensive nor troublesome to prepare : in the Kitchens of some opulent Epicures, to make this Soup make a little stronger impression on the gustatory Organs of “ *Grands Gourmands*,” the Celery and Onions are sliced, and fried in butter of a light brown, the Soup is poured into the Stew-pan to them, and all is boiled up together :—but this must be done very carefully with Butter, or very nicely clarified fat : and the “ *Grand Cuisinier*” adds spices, &c. “ *ad libitum*.”

CARROT SOUP.

ANOTHER WAY.

198. Put some beef bones, with four quarts of the liquor in which a Leg of Mutton or Beef has been boiled, two large onions, a turnip, pepper and salt, into a sauce-pan, and stew for three hours. Have ready six large carrots scraped, and cut thin ; strain the soup on them, and stew them till soft enough to pulp through a hair-sieve, or coarse cloth : then boil the pulp with the soup, which is to be as thick as pease-soup. Use two wooden-spoons to rub the carrots through. Make the soup the day before it is to be used ; add Cayenne. Pulp only the red part of the carrot, and not the yellow.

The soup is better made with a shin of beef.

TURNIP AND PARSNIP SOUPS.

199. Are made in the same manner as the Carrot Soup (198).

CELERY SOUP.

200. Split half a dozen heads of Celery into slips about two inches long ; wash them well ; lay them on a hair-sieve to drain, and put them into three quarts of (192), in a gallon soup-pot ; set it by the side of the fire to stew very gently till the celery is tender (this will take about an hour). If any scum rises, take it off ; season with a little salt.

Obs.—When Celery cannot be procured, *Half a Drachm of the Seed*, pounded fine, which may be considered as the Essence of Celery (costs only one-third of a farthing, and can be had at any season), put in a quarter of an hour before the soup is done, and a little sugar, will give as much flavour to half a gallon of Soup as two heads of Celery, weighing seven ounces, and costing 2d. ; or add a little Essence of Celery, (353).

GREEN PEASE SOUP.

201. A peck of Pease will make you a good tureen of Soup,—in shelling them put the old ones in one Basin, and the young ones in another, and keep out a pint of them, and boil them separately to put into your Soup when it is finished ;—put a large sauce-pan on the fire half full of water ; when it boils, put the Pease in, with a handful of salt ; let them boil till they are done enough, *i. e.* from twenty to thirty minutes, according to their age and size ; then drain them in a colander, and put them into a clean gallon stew-pan, and three quarts of plain Veal or Mutton Broth (drawn from meat without any Spices or Herbs, &c. which would overpower the flavour of the Soup) ; cover the stew-pan close, and set it over a slow fire to stew gently for an hour ; add a tea-cupful of bread-crumbs, and then rub it through a tamis into another stew-pan ; stir it with a wooden spoon, and if it is too thick, add a little more broth : have ready boiled as for eating, a pint of young pease, and put them into the soup ; season with a little salt and sugar.

N.B. Some Cooks, while this Soup is going on, slice a couple of Cucumbers (as you would for eating) ; take out the seeds ; lay them on a cloth to drain, and then flour them, and fry them a light brown in a little butter ; put them into the soup the last thing before it goes to table.

Obs.—If the Soup is not *Green* enough, pound a handful of Pea-hulls or Spinage, and squeeze the juice through a cloth into the soup : some leaves of mint may be added if approved.

PLAIN GREEN PEASE SOUP WITHOUT MEAT.

202. Take a quart of Green Pease (keep out half a pint of the youngest : boil them separately, and put them in the Soup when it is finished) ; put them on in boiling water ; boil them tender, and then pour off the water, and set it by to make the soup with ; put the pease into a mortar, and pound them to a mash : then put them into two quarts of the water you boiled the pease in ; stir all well together ; let it boil up for about five minutes, and then rub it through a hair-sieve or tamis. If the pease are good, it will be as thick and fine a Vegetable soup as need be sent to table.

PEASE SOUP.

203. The common way of making Pease-Soup* is—to a Quart of Split Pease put three quarts of cold soft water, not more, (or it will

* To make PEASE POTTAGE, double the quantity. Those who often make Pease Soup should have a Mill, and *grind the Pease* just before they dress them, —a less quantity will suffice, and the Soup will be much sooner made.

be what "JACK ROS-BIF" calls "*Soup Maigre*,") notwithstanding Mother Glasse orders a gallon (and her Ladyship's directions have been copied by almost every Cookery-book maker who has strung receipts together since), with half a pound of Bacon (not very fat), or Roast-Beef bones, or four Anchovies: or, instead of the water, three quarts of the Liquor in which Beef, Mutton, Pork, or Poultry, has been boiled, tasting it first, to make sure it is not too salt*

Wash two heads of Celery ;† cut it, and put in, with two Onions peeled, and a sprig of Savoury, or sweet Marjoram, or Lemon-Thyme ; set it on the trivet, and let it simmer very gently over a slow fire, stirring it every quarter of an hour (to keep the pease from sticking to, and burning at, the bottom of the Soup-pot) till the Pease are tender, which will be in about three hours ;—some Cooks now slice a head of Celery, and half an ounce of Onions, and fry them in a little butter, and put them into the Soup till they are lightly browned ; then work the whole through a coarse hair-sieve, and then through a fine sieve, or (what is better) through a tamis, with the back of a wooden spoon ;—put it into a clean stew-pan, with half a tea-spoonful of ground Black Pepper ;‡ let it boil again for ten minutes, and if any fat arises skim it off.

Send up on a plate, Toasted Bread cut into little pieces, a quarter of an inch square, or cut a slice of bread (that has been baked two days) into dice, not more than half an inch square ; put half a pound of perfectly clean drippings or lard into an iron frying-pan ; when it is hot, FRY the BREAD ; take care and turn it about with a slice, or by shaking of the pan as it is frying, that it may be on each side of a delicate light brown, (see 279) ; take it up with a fish-slice, and lay it on a sheet of paper to drain the fat : *be careful that this is done nicely* ; send these up in one side-dish, and dried and powdered Mint or Savoury, or Sweet Marjoram, &c. in another.

Those who are for a double Relish, and are true lovers of "*haut goût*," may have some Bacon cut into small squares like the bread, and fried till it is crisp, or some little lumps of boiled pickled Pork, —or put Cucumber fried into this soup, as you have directions in (201).

Obs.—The most Economical method of making PEASE SOUP, is to save the bones of a joint of Roast Beef, and put them into the

* If the Liquor is very salt, the Pease will never boil tender.—Therefore, when you make Pease Soup with the liquor in which salted Pork or Beef has been boiled, tie up the Pease in a cloth, and boil them first for an hour in soft water.

† Half a drachm of Celery Seed, pounded fine, and put into the Soup a quarter of an hour before it is finished, will flavour three quarts.

‡ Some put in dried Mint rubbed to fine powder ; but as every body does not like Mint, it is best to send it up on a plate, see PEASE POWDER, (385), Essence of Celery, (353), and (384 and 387).

liquor in which Mutton, or Beef, or Pork or Poultry, has been boiled, and proceed as in the above receipt. A hock, or shank-bone of Ham, a hambone, the root of a Tongue, or a red or pickled Herring, are favourite additions with some Cooks; others send up Rice or Vermicelli with Pease Soup.*

N.B. To make PEASE SOUP EXTEMPORE, see (555).

If you wish TO MAKE SOUP THE SAME DAY YOU BOIL MEAT OR POULTRY, prepare the Pease the same as for *Pease Pudding* (530), to which you may add an Onion and a head of Celery, when you rub the pease through the sieve;—instead of putting Eggs and Butter, add some of the liquor from the pot to make it a proper thickness;—put it on to boil for five minutes, and it is ready.

OBS.—*This latter is by far the easiest, and the best way of making Pease Soup.*

PEASE SOUP may be made savoury and agreeable to the palate, without any Meat, by incorporating two ounces of fresh and nicely clarified Beef, Mutton, or Pork drippings (see 82), with two ounces of Oatmeal, and mixing this well into the gallon of Soup, made as above directed: see also (211).

PEASE SOUP AND PICKLED PORK.

204. A couple of pounds of the belly part of Pickled Pork will make very good broth for Pease Soup, if the pork be not too salt,—if it has been in salt more than two days, it must be laid in water the night before it is used.

Put on the ingredients mentioned in (203), in three quarts of water; boil gently for two hours, then put in the pork, and boil very gently till it is done enough to eat; this will take about an hour and a half, or two hours longer, according to its thickness;—when done, wash the pork clean in hot water, send it up in a dish, or cut it into mouthful, and put it into the Soup in the tureen, with the accompaniments ordered in (203).

OBS.—The meat being boiled no longer than to be done enough to be eaten, you get *Excellent Soup, without any expense of Meat destroyed.*

“*In Canada the inhabitants live three-fourths of the year on*

* My witty predecessor, Dr. HUNTER, (see *Culina*, page 97,) says, “If a proper quantity of Curry-powder (383) be added to Pease Soup, a good soup might be made, under the title of *Curry Pease Soup*. Heliogabalus offered rewards for the discovery of a new dish, and the British Parliament have given notoriety to inventions of much less importance than ‘Curry Pease Soup.’”

N.B. Celery, or Carrots,—or Turnips,—shredded or cut in squares, (or Scotch Barley—in the latter case the soup must be rather thinner,) or cut into bits about an inch long, and boiled separately, and thrown into the tureen when the soup is going to table, will give another agreeable variety, and may be called CELERY and PEASE Soup. Read OBS. to (200).

Pease Soup, prepared with Salt Pork, which is boiled till the fat is entirely dissolved amongst the soup, giving it a rich flavour."—The Hon. J. COCHRANE'S *Seaman's Guide*, 8vo. 1797, p. 31.

PLAIN PEASE SOUP.

205. To a quart of split Pease, and two heads of Celery (and most Cooks would put a large Onion), put three quarts of Broth or soft water; let them simmer gently on a trivet over a slow fire for three hours, stirring up every quarter of an hour to prevent the pease burning at the bottom of the soup-kettle,—(if the water boils away and the Soup gets too thick, add some boiling water to it);—when they are well softened, work them through a coarse sieve, and then through a fine sieve or a tamis, wash out your stew-pan, and then return the Soup into it, and give it a boil up; take off any scum that comes up, and it is ready. *Prepare fried Bread and dried Mint*, as directed in (203), and send them up with it on two side dishes.

Obs.—This is an excellent Family Soup, produced with very little trouble or expense,—*i. e.*

	<i>s.</i>	<i>d.</i>
Quart of Pease,	0	8
Two Heads of Celery,	0	2
Pepper and Salt,	0	1
Dried Mint,	0	1
	<hr/>	<hr/>
	1	0

So, the Two QUARTS cost ONE SHILLING;—half a drachm of bruised *Salary Seed*, which costs only one-third of a farthing, and a little Sugar, added just before finishing the Soup,—will give it as much flavour as Two Heads of the fresh Vegetable.

Most of the Receipts for Pease-Soup are crowded with ingredients which entirely overpower the flavour of the Pease. (See 530.)

ASPARAGUS SOUP.

206. This is made with the points of Asparagus, in the same manner as the Green Pease Soup (201 or 202) is with pease: let half the Asparagus be rubbed through a sieve, and the other cut in pieces about an inch long, and boiled till done enough, and sent up in the soup: to make two quarts, there must be a pint of heads to thicken it, and half a pint cut in,—take care to preserve these green and a little crisp. This soup is sometimes made by adding the asparagus heads to common Pease-soup.

Obs.—Some Cooks fry half an ounce of onion in a little butter, and rub it through a sieve, and add it with the other ingredients,—

the *haut goût* of the onion will entirely overcome the delicate flavour of the Asparagus, and we protest against all such combinations.

TO DRESS SPRING FRUIT.

SPRING FRUIT SOUP.

207. Peel and well wash four dozen sticks of Rhubarb; blanch it in water three or four minutes; drain it on a sieve, and put it into a stew-pan, with two Onions sliced, a Carrot, an ounce of lean Ham, and a good bit of Butter; let it stew gently over a slow fire till tender; then put in two quarts of good *Consommé*, to which add two or three ounces of Bread-crumbs; boil about fifteen minutes; skim off all the fat; season with salt and Cayenne pepper; pass it through a tamis, and serve up with fried bread.

GOURD SOUP,

208. Should be made of full-grown Gourds, but not those that have hard skins: slice three or four, and put them in a stew-pan, with two or three Onions, and a good bit of Butter; set them over a slow fire till quite tender (be careful not to let them burn); then add two ounces of crust of Bread, and two quarts of good *Consommé*; season with salt and Cayenne pepper; boil ten minutes or a quarter of an hour; skim off all the fat, and pass it through a tamis, then make it quite hot, and serve up with fried bread.

MAIGRE, OR VEGETABLE GRAVY SOUP.*

209. Put into a gallon stew-pan three ounces of butter; set it over a slow fire; while it is melting, slice four ounces of Onion; cut in small pieces one Turnip, one Carrot, and a head of Celery; put them in the stew-pan, cover it close, let it fry till they are lightly browned; *this will take about twenty-five minutes*:—have ready, in a sauce-pan, a pint of Pease, with four quarts of water; when the Roots in the stew-pan are quite brown, and the pease come to a boil, put the pease and water to them, put it on the fire, when it boils skim it clean, and put in a crust of bread about as big as the top of a twopenny loaf, twenty-four berries of Allspice, the same of Black Pepper, and two blades of Mace; cover it close,—let it *simmer gently for one hour and a half*, then set it from the fire for ten

* The French call this "*Soup Maigre*,"—the English acceptance of which is, "*poor and watery*," and does not at all accord with the French, which is, Soups, &c. made without meat—thus, TURTLE, the richest dish that comes to an English table (if dressed without Meat Gravy), is a *Maigre Dish*.

minutes, then pour it off very gently (so as not to disturb the sediment at the bottom of the stew-pan) into a large basin, let it stand (*about two hours*) till it is quite clear,—while this is doing, shred one large Turnip, the red part of a large Carrot, three ounces of Onion minced, and one large head of Celery cut into small bits; put the Turnips and Carrots on the fire in cold water, let them boil five minutes, then drain them on a sieve,—then pour off the Soup clear into a stew-pan, put in the Roots, put the Soup on the fire, let it simmer gently till the herbs are tender, from thirty to forty minutes, season it with salt and a little Cayenne, and it is ready.

You may add a table-spoonful of Mushroom Catchup (375).

Obs.—You will have *Three Quarts of Soup*, as well coloured, and almost as well flavoured, as if made with Gravy Meat, for 1s. 1½d.

	s.	d.
Carrots,	0	1
Turnips,	0	1
Celery,	0	2
Pease,	0	3
Onions,	0	0½
Butter,	0	3
Spice, Salt, &c.	0	3
	1	1½

N.B. To make this it requires nearly *Five Hours*. To *Fry* the herbs requires twenty-five minutes—to *Boil* all together, one hour and a half,—to *settle*, at the least, two hours,—when clear, and put on the fire again, half an hour more.

FISH SOUPS.

Eel Soup.

210. To make a tureenful, take a couple of middling-sized Onions, cut them in half, and cross your knife over them two or three times; put two ounces of Butter into a stew-pan; when it is melted, put in the Onions, stir them about till they are lightly browned,—cut into pieces three pounds of unskinned Eels, put them into your stew-pan, and shake them over the fire for five minutes; then add three quarts of boiling water, and when they come to a boil, take the scum off very clean, then put in a quarter of an ounce of the green leaves (not dried) of Winter Savoury, the same of Lemon-Thyme, and twice the quantity of Parsley, two drachms of Allspice, the same of Black Pepper,—cover it close, and let it boil gently for two hours, then strain it off, and skim it very clean. To THICKEN it, put three ounces of Butter into a clean stew-pan; when it is melted, stir in as much flour as will make it of a stiff paste, then add the liquor by degrees, let it simmer for ten minutes, and pass it through a sieve, then put your Soup on in a clean stew-pan—and

have ready some little square pieces of Fish fried of a nice light brown,—either Eels, Soles, Plaice, or Skate will do ;—the fried Fish should be added about ten minutes before the Soup is served up. Forcemeat Balls (318, 320, &c.) are sometimes added.

Obs.—EXCELLENT FISH SOUPS may be made with a Cod's Skull, —or Skate,—or Flounders, &c. boiled in no more water than will just cover them,—and the liquor thickened with Oatmeal &c.

CHEAP SOUPS.

211. Among the variety of schemes that have been suggested for "*Bettering the condition of the Poor*," a more useful or extensive Charity cannot be devised, than that of instructing them in *Economical Cookery* :—it is one of the most important objects to which the attention of any real well-wisher to the public interest can possibly be directed.

The best and cheapest method of making a nourishing Soup is least known to those who have most need of it ;—it will enable those who have small incomes and large families to make the most of the little they possess, without pinching their children of that wholesome nourishment which is necessary for the purpose of rearing them up to maturity in health and strength.

The labouring classes seldom purchase what are called the coarser pieces of Meat, because they do not know how to dress them, but lay out their money in pieces for roasting, &c., of which the bones, &c. enhance the price of the actual meat to nearly a shilling per pound, and *the diminution of weight by ROASTING amounts to 32 per cent.* This, for the sake of saving time, trouble, and fire, is generally sent to an oven to be BAKED ; the nourishing parts are evaporated and dried up, *its weight is diminished nearly one-third*, and all that a poor man can afford to purchase with his week's earnings, perhaps does not half satisfy the appetites of himself and family for a couple of days.

If a hard-working man cannot get a comfortable meal at home, he soon finds his way to the Public-house,—the poor wife contents herself with Tea and Bread and Butter, and the children are half starved.

DR. KITCHINER'S Receipt to make a cheap, nutritive, and palatable Soup, fully adequate to satisfy Appetite and support strength, will open a new source to those benevolent Housekeepers who are disposed to relieve the poor,—will shew the industrious classes how much they have it in their power to assist themselves, and rescue them from being dependent on the precarious bounty of others, by teaching them how they may obtain an abundant, salubrious, and

agreeable aliment for themselves and families, for ONE PENNY PER QUART. See below.

For various Economical Soups, see (193, 216, 217, 209, 205, and *Obs.* to 221, 227, and 411 and 418).

Obs.—Dripping intended for Soup should be taken out of the pan almost as soon as it has dropped from the meat ;—if it is not quite clean, clarify it. See Receipt (83).

Dripping thus prepared is a very different thing from that which has remained in the Dripping-pan all the time the meat has been roasting, and perhaps live coals have dropped into it.*

DISTRIBUTING SOUP *does not answer half so well as teaching people how to make it, and improve their comfort at Home*,—the time lost in waiting at the Soup House is seldom less than three hours ; in which time, by any industrious occupation, however poorly paid, they could earn more money than the quart of Soup is worth.

DR. KITCHINER'S RECEIPT TO MAKE A GALLON OF BARLEY BROTH FOR A GROAT.

212. (See also 193). Put four ounces of *Scotch Barley* (previously washed in cold water), and four ounces of sliced Onions, into five quarts of water ;—boil gently for one hour, and pour it into a pan, then put into the sauce-pan from one to two ounces of clean Beef or Mutton Drippings, or melted Suet, (to clarify these, see 82) or two or three ounces of Fat Bacon minced ; when melted, stir into it four ounces of Oatmeal, rub these together till you make a paste (if this be properly managed, the whole of the fat will combine with the Barley Broth, and not a particle appear on the surface to offend the most delicate stomach), now add the Barley Broth, at first a spoonful at a time, then the rest by degrees, stirring it well together till it boils.—To season it, put a drachm of finely pounded Celery or Cress Seed, or half a drachm of each, and a quarter of a drachm of finely pounded Cayenne (345), or a drachm and a half of Ground Black Pepper, or Allspice, into a tea-cup, and

* We copied the following Receipt from *The Morning Post*, Jan. 1820 :—

WINTER SOUP.

210 lbs. of Beef, fore quarters.	12 Bundles of Leeks.
90 lbs. of Legs of Beef.	6 Bundles of Celery.
3 Bushels of best Split Pease	12 lbs. of Salt.
1 Bushel of Flour.	11 lbs. of Black Pepper.

These good ingredients will make 1000 quarts of nourishing and agreeable Soup, at an expense (*Establishment* avoided) of little less than 2½d. per quart.

Of this, 2600 quarts a day have been delivered during the late inclement weather and the cessation of ordinary employment, at *two* stations in the parish of Bermondsey, at one penny per quart, by which 600 families have been daily assisted, and it thankfully received. Such a nourishment and comfort could not have been provided by themselves separately for four-pence a quart, if at all, and reckoning little for their fire, nothing for their time.

mix it up with a little of the soup, and then pour it into the rest ; stir it thoroughly together, let it simmer gently a quarter of an hour longer, season it with salt, and it is ready.

The flavour may be varied by doubling the portion of Onions, or adding a clove of Garlic or Eschalot, and leaving out the Celery Seed (see 669), or put in shredded Roots as in (209) ;—or, instead of Oatmeal, thicken it with ground Rice, or Pease, &c., and make it savoury with fried Onions.

This preparation, excellent as it is, would, without variety, soon become less agreeable.

Nothing so completely 'disarms Poverty of its sting,—as the means of rendering a scanty pittance capable of yielding a comfortable variety.

Change of Flavour is absolutely necessary—not merely as a matter of pleasure and comfort, but of Health—*Toujours Perdrix* is a true proverb.

This Soup will be much improved, if, instead of water, it be made with the liquor Meat has been boiled in ;—at Tripe, Cow-heel, and Cook-shops, this may be had for little or nothing.

This Soup has the advantage of being very soon and easily made, with no more fuel than is necessary to warm a room,—those who have not tasted it, cannot imagine what a Savoury and Satisfying Meal is produced by the combination of these cheap and homely ingredients.

If the generally received opinion be true, that Animal and Vegetable foods afford nourishment in proportion to the quantity of Oil, Jelly, and Mucilage that can be extracted from them,—this Soup has strong claims to the attention of Rational Economists.

CRAW-FISH SOUP.

213. This Soup is sometimes made with Beef, or Veal Broth, or with Fish, in the following manner :—

Take Flounders, Eels, Gudgeons, &c., and set them on to boil in cold water ; when it is pretty nigh boiling, skim it well ; and to three quarts put in a couple of Onions, and as many Carrots cut to pieces, some Parsley, a dozen berries of black and Jamaica pepper, and about half a hundred Craw-fish ; take off the small claws and shells of the tails ; pound them fine, and boil them with the broth about an hour ; strain off, and break in some crusts of bread to thicken it,—and if you can get it, the spawn of a lobster ; pound it and put to the soup ; let it simmer very gently for a couple of minutes ; put in your craw-fish to get hot, and the soup is ready.

Obs.—One of my predecessors recommends CRAW-FISH POUNDED

ALIVE, to sweeten the sharpness of the Blood.—Vide CLERMONT'S *Cookery*, p. 5. London, 1776.

“ *Un des grands Hommes de Bouche de France*” says :—“ *Un bon Coulis d' Ecrevisses est le Paradis sur la terre, et digne de la table des Dieux* ; and of all the tribe of Shell-fish, which our Industry and our Sensuality bring from the bottom of the Sea, the River, or the Pond, the Craw-fish is incomparably the most useful, and the most delicious.”

LOBSTER SOUP.

214. You must have three fine lively* Young Hen Lobsters, and boil them, (see 175) ; when cold, split the tails ; take out the fish, crack the claws, and cut the meat into mouthful : take out the coral, and soft part of the body ; bruise part of the coral in a mortar ; pick out the fish from the chines ; beat part of it with the coral, and with this make forcemeat-balls, finely flavoured with mace or nutmeg, a little grated lemon-peel, Anchovy and Cayenne ; pound these with the yolk of an Egg.

Have three quarts of Veal Broth ; bruise the small legs and the chine, and put them into it, to boil for twenty minutes, then strain it ; and then to thicken it, take the live spawn and bruise it in a mortar with a little Butter and Flour ; rub it through a sieve, and add it to the soup with the meat of the lobsters, and the remaining coral ; let it simmer very gently for ten minutes ; do not let it boil, or its fine red colour will immediately fade ; turn it into a tureen ; add the juice of a good lemon, and a little Essence of Anchovy.

SOUP AND BOUILLI.

215. (See also 5). The best parts for this purpose are the Leg or Shin, or a piece of the middle of a Brisket of Beef, of about seven or eight pounds' weight ; lay it on a fish-drainer, or when you take it up put a slice under it, which will enable you to place it on the dish entire ; put it into a soup-pot or deep stew-pan, with cold water enough to cover it, and a quart over ; set it on a quick fire to get the scum up, which remove as it rises ; then put in two carrots, two turnips, two leeks, or two large onions, two heads of celery, two or three cloves, and a faggot of parsley and sweet herbs ; set the pot by the side of the fire to simmer very gently, till the meat is just tender enough to eat : this will require about four or five hours.

Put a large carrot, a turnip, a large onion, and a head or two of celery, into the soup whole,—take them out as soon as they are done enough ; lay them on a dish till they are cold ; then cut them into small squares :—when the BEEF is done, take it out carefully :

* Read (175).

—to dish it up, (see 193, or 411) ; strain the Soup through a hair-sieve into a clean stew-pan ; take off the Fat, and put the Vegetables that are cut into the Soup, the flavour of which you may heighten by adding a table-spoonful of mushroom catchup.

If a THICKENED Soup is preferred, take four large table-spoonsful of the clear Fat from the top of the pot, and four spoonsful of Flour ; mix it smooth together, then by degrees stir it well into the soup, which simmer for ten minutes longer at least,—skim it well, and pass it through a tamis, or fine sieve, and add the Vegetables and Seasoning the same as directed in the clear soup.

Keep the Beef hot, and send it up, (as a remove to the Soup) with finely chopped Parsley sprinkled on the top, and a Sauce-boat of (286).

OX-HEAD SOUP,

216. Should be prepared the day before it is to be eaten, as you cannot cut the meat off the head into neat mouthful unless it is cold :—therefore, the day before you want this Soup, put half an Ox-Cheek into a tub of cold water to soak for a couple of hours ; then break the bones that have not been broken at the butcher's, and wash it very well in warm water ; put it into a pot, and cover it with cold water ; when it boils, skim it very clean, and then put in one head of celery, a couple of carrots, a turnip, two large onions, two dozen berries of black pepper, same of allspice, and a bundle of sweet herbs, such as marjoram, lemon-thyme, savoury, and a handful of parsley ; cover the soup-pot close, and set it on a slow fire ; take off the scum, which will rise when it is coming to a boil, and set it by the fire-side to *stew very gently* for about three hours ; take out the head, lay it on a dish, pour the soup through a fine sieve into a stone-ware pan, and set it and the head by in a cool place till the next day ;—then cut the meat into neat mouthful, skim and strain off the Broth,—put two quarts of it and the Meat into a clean stew-pan,—let it simmer very gently for half an hour longer, and it is ready.—If you wish it THICKENED (which we do not recommend,—for the reasons given in the 7th Chapter of the Rudiments of Cookery), put two ounces of butter into a stew-pan ; when it is melted, throw in as much flour as will dry it up ; when they are all well mixed together, and browned by degrees, pour to this your soup, and stir it well together ; let it simmer for half an hour longer ; strain it through a hair-sieve into a clean stew-pan, and put to it the meat of the head,—let it stew half an hour longer, and season it with Cayenne pepper, salt, and a glass of good wine, or a table-spoonful of brandy. See Ox-Cheek Stewed, (426).

Obs.—Those who wish this Soup still more savoury, &c., for the means of making it so we refer to (223).

N.B. This is an Excellent and Economical Soup,—

	s.	d.
Half an Ox Cheek	1	6
Celery	0	1
Herbs	0	2
Carrots and Turnips	0	3
Onions	0	1
Allspice, and Black-Petter and Salt	0	1
	2	2

And costs those who have not a garden of their own only 2s. 2d., and is a good and plentiful dinner for half a dozen people. See also (193 and 211).

If you serve it as Soup for a dozen people, thicken one Tureen, and send up the Meat in that,—and send up the other as a clear Gravy Soup, with some of the carrots and turnips shredded, or cut into shapes.

OX-TAIL SOUP.

217. Three Tails, costing about 7d. each, will make a Tureen of Soup (desire the butcher to divide them at the joints); lay them to soak in warm water, while you get ready the Vegetables.

Put into a gallon stew-pan eight Cloves, two or three Onions, half a drachm of Allspice, and the same of Black Pepper, and the Tails;* cover them with cold water; skim it carefully when and as long as you see any scum rise;—then cover the pot as close as possible, and set it on the side of the fire to keep gently simmering *till the meat becomes tender* and will leave the bones easily, because it is to be eaten with a spoon, without the assistance of a knife or fork; see N.B. to (221); this will require about two hours: *mind it is not done too much*: when perfectly tender, take out the meat and cut it off the bones in neat mouthfuls; skim the broth, and strain it through a sieve:—if you prefer a THICKENED SOUP, put flour and butter, as directed in the preceding Receipt,—or put two table-spoonsful of the Fat you have taken off the Broth into a clean stew-pan, with as much flour as will make it into a paste; set this over the fire, and stir them well together; then pour in the Broth by degrees, stirring it and mixing it with the thickening;—let it simmer for another half hour, and when you have well skimmed it, and it is quite smooth, then strain it through a tamis into a clean stew-pan, put in the Meat, with a table-spoonful of Mushroom Catchup (379), a glass of Wine, and season it with salt.

* Some lovers of *haut goût* fry the Tails before they put them into the Soup-pot.

For increasing the *Piquance* of this Soup, read (223).

Obs.—See N.B. to (221): if the Meat is cut off the Bones, you must have three Tails for a Tureen, see N.B. to (221): some put an Ox-Cheek or Tails in an earthen pan, with all the ingredients as above, and send them to a slow oven for five or six hours.

N.B. This is almost as economical as the preceding Soup:—

Three Tails,	<i>s. d.</i>
Onions and Spice,	1 9
	0 2
THREE QUARTS of excellent Soup cost only	<hr/> 1 11

To STEW OX-TAILS, see (453).

OX-HEEL SOUP.

218. Must be made the day before it is to be eaten. Procure an Ox-Heel undressed, or only scalded (not one that has been already boiled, as they are at the Tripe shops, till almost all the gelatinous parts are extracted), and Two that have been boiled as they usually are at the Tripe shops.

Cut the meat off the boiled heels into neat mouthsful, and set it by on a plate; put the trimmings and bones into a stew-pan, with three quarts of water, and the unboiled heel cut into quarters;—furnish a stew-pan with two onions, and two turnips pared and sliced; pare off the red part of a couple of large carrots, add a couple of eschalots cut in half, a bunch of savoury or lemon-thyme, and double the quantity of parsley; set this over, or by the side of a slow steady fire, and keep it closely covered and simmering very gently (or the soup-liquor will evaporate) for at least seven hours: during which, take care to remove the fat and scum that will rise to the surface of the soup, which must be kept as clean as possible.

Now strain the liquor through a sieve, and put two ounces of butter into a clean stew-pan; when it is melted, stir into it as much flour as will make it a stiff paste; add to it by degrees the soup-liquor; give it a boil up; strain it through a sieve, and put in the peel of a lemon pared as thin as possible, and a couple of bay-leaves, and the meat of the boiled heels,—let it go on simmering for half an hour longer, *i. e.* till the meat is tender. Put in the juice of a Lemon, a glass of Wine, and a table-spoonful of Mushroom Catchup, and the soup is ready for the tureen.

Obs.—Those who are disposed to make this a more substantial dish, may introduce a couple of sets of Goose or Duck-GIBLETS, or Ox-tails, or a pound of Veal-Cutlets, cut into mouthsful.

HARE, RABBIT, OR PARTRIDGE SOUP.

219. An old Hare, or Birds, when so tough as to defy the teeth in any other form, will make very good Soup.

Cut off the legs and shoulders; divide the body crossways, and *stew them very gently* in three quarts of water, with one carrot, about one ounce of onion, with four cloves, two blades of pounded mace, twenty-four black peppers, and a bundle of sweet herbs, till the Hare is tender (most Cooks add to the above a couple of slices of Ham or Bacon, and a Bay Leaf, &c., but my Palate and Purse both plead against such extravagance; the Hare makes sufficiently savoury Soup without them): the time this will take depends very much upon its age, and how long it has been kept before it is dressed: as a general rule, about three hours: in the meantime, make a dozen and a half of nice forcemeat-balls (as big as Nutmegs) of (321); when the Hare is quite tender, take the meat off the Back, and the upper joint of the Legs; cut it into neat mouthsful, and lay it aside; cut the rest of the meat off the legs, shoulders, &c., mince it, and pound it in a mortar, with an ounce of butter, and two or three table-spoonsful of flour moistened with a little Soup; rub this through a hair-sieve, and put it into the Soup to thicken it;—let it simmer slowly half an hour longer, skimming it well,—put it through the Tamis into the pan again,—and put in the meat with a glass of Claret or Port wine, and a table-spoonful of Currant Jelly to each quart of Soup,—season it with salt, put in the forcemeat-balls, and when all is well warmed the Soup is ready.

Obs.—COLD ROAST HARE will make excellent soup. Chop it in pieces, and stew it in water (according to the quantity of Hare) for about an hour, and manage it as in the above receipt: the stuffing of the hare will be a substitute for sweet herbs and seasoning.

N.B. This Soup may be made with MOCK HARE, see (67).

GAME SOUP.

220. In the Game Season it is easy for a Cook to give her master a very good Soup at a very little expense, by taking all the Meat off the Breasts of any cold Birds which have been left the preceding day, and pounding it in a mortar, and beating to pieces the legs and bones, and boiling them in some broth for an hour. Boil six turnips; mash them, and strain them through a tamis-cloth with the meat that has been pounded in a mortar; strain your broth, and put a little of it at a time into the tamis to help you to strain all of it through. Put your soup-kettle near the fire, but do not let it boil: when ready to dish your dinner, have six yolks of eggs mixed with half a pint of cream; strain through a sieve; put your soup

on the fire,—and as it is coming to a boil, put in the eggs, and stir well with a wooden spoon : do not let it boil, or it will curdle.

GOOSE OR DUCK GIBLET SOUP.*

221. Scald and pick very clean a couple sets of *Goose*,—or four of *Duck Giblets* (the fresher the better) ; wash them well in warm water, in two or three waters ; cut off the Noses and split the Heads : *divide the Gizzards and Necks into Mouthsful*.—If the Gizzards are not cut into pieces before they are done enough, the rest of the Meat, &c. will be done too much ;—and Knives and Forks have no business in a Soup-plate. Crack the bones of the Legs, put them into a stew-pan,—cover them with cold water : when they boil, take off the scum as it rises, then put in a bundle of herbs, such as Lemon-Thyme, Winter Savoury, or Marjoram, about three sprigs of each,—and double the quantity of Parsley, an Onion,—twenty berries of Allspice, the same of black Pepper, tie them all up in a muslin bag, and set them to *stew very gently* till the *Gizzards* are tender :—this will take from an hour and a half to two hours, according to the size and age of the Giblets : take them up with a skimmer, or a spoon full of holes, put them into the tureen, and cover down close to keep warm till the Soup is ready.

TO THICKEN THE SOUP.—Melt an ounce and a half of butter in a clean stew-pan ; stir in as much Flour as will make it into a paste ; then pour to it by degrees a ladleful of the Giblet liquor : add the remainder by degrees ; let it boil about half an hour, stirring it all the while for fear it should burn,—skim it, and strain it through a fine sieve into a Basin,—wash out the stew-pan,—then return the Soup into it, and season it with a Glass of Wine, a table-spoonful of Mushroom Catchup, and a little salt,—let it have one boil up,—and then put the Giblets in to get hot, and the Soup is ready.

Obs.—Thus managed, one set of *Goose*, or two of *Duck Giblets* (which latter may sometimes be had for 3*d.*), will make a Quart of healthful, nourishing Soup : if you think the Giblets alone will not make the Gravy savoury enough, add a pound of Beef or Mutton, or bone of a knuckle of Veal, and heighten its “*piquance*” by adding a few leaves of sweet Basil, the juice of half a Seville orange or lemon, and half a glass of Wine, and a little of (294) to each quart of Soup.

Those who are fond of FORCEMEAT may slip the skin off the neck, and fill it with (320) ; tie up the other end tight ; put it into the

* FOWLS' or TURKEY'S HEADS make good and cheap Soup in the same manner.

soup about half an hour before you take it up, or make some nice savoury Balls of the Duck stuffing, (61).

Obs.—Bespeak the Giblets a couple of days before you desire to have them: this is a favourite Soup when the Giblets are done till nicely tender, but yet not overboiled. Giblets may be had from July to January,—the *fresher* they are the better.

N.B. This is rather a family-dish than a company one,—the Bones cannot be well picked without the help of Alive Pincers.

Since Tom Coryat introduced Forks, A.D. 1642, it has not been the fashion to put "*pickers and stealers*" into Soup.

MOCK MOCK TURTLE,

As made by ELISABETH LISTER (late Cook to Dr. Kitchener), Bread and Biscuit Baker, No. 6, Salcombe Place, York Terrace, Regent's Park.—Goes out to dress Dinners on reasonable terms.

222. Line the bottom of a stew-pan that will hold five pints with an ounce of nice lean Bacon or Ham, a pound and a half of lean gravy Beef, a Cow-Heel, the inner rind of a carrot, a sprig of lemon-thyme, winter savoury, three times the quantity of parsley, a few green leaves of sweet basil,* and two eschalots; put in a large Onion, with four cloves stuck in it, eighteen corns of allspice, the same of black pepper; pour on these a quarter of a pint of cold water, cover the stew-pan, and set it on a slow fire, to boil gently for a quarter of an hour; then, for fear the meat should catch, take off the cover, and watch it; and when it has got a good brown colour, fill up the stew-pan with boiling water, and let it simmer very gently for two hours;—if you wish to have the full benefit of the meat, only stew it till it is just tender, cut it into mouthfuls, and put it into the soup. To THICKEN it, pour to two or three table-spoonsful of flour, a ladleful of the gravy, and stir it quick till it is well mixed; pour it back into the stew-pan where the gravy is, and let it simmer gently for half an hour longer, skim it, and then strain it through a tamis into the stew-pan: cut the cow-heel into pieces about an inch square, squeeze through a sieve the juice of a lemon, a table-spoonful of mushroom catchup, a tea-spoonful of salt, half a tea-spoonful of ground black pepper, as much grated nutmeg as will lie on a six-

* To this fine aromatic Herb, Turtle Soup is much indebted for its spicy flavour, and the high esteem it is held in by the good citizens of London, who I believe, are pretty generally of the same opinion as Dr. Salmon. See his "*Household Dictionary and Essay on Cookery*," 8vo. London, 1710, page 34, article 'Basil.' "This comforts the heart, expels melancholy, and cleanses the lungs." See (336). "This plant gave the peculiar flavour to *The original Fetter-Lane Sausages*."—GRAY'S *Supplement to the Pharmacopæia*, 8vo. 1821, p. 52.

pence, and a glass of Madeira or Sherry wine; let it all simmer together for five minutes longer.

Force meat or Egg-balls may be added if you please; you will find a receipt for these (322, &c.)

*** *A pound of Veal Cutlets, or the belly part of pickled Pork, or nice double Tripe cut into pieces about an inch square, and half an inch thick, and rounded and trimmed neatly from all skin, gristle, &c. and stewed till they are tender, will be a great addition.*

	s.	d.
One pound and a half of Gravy Beef.....	1	0
Cow-Heel.....	0	7
Roots and Herbs, &c.....	0	3
Butter and Flour.....	0	4
Wine.....	0	6
Half a Lemon.....	0	1
Bacon, &c. &c.....	0	4

Two quarts cost only.....3 1

MOCK TURTLE.

223. Is the "*Bonne Bouche*" which "the Officers of the Mouth" of Old England* prepare, when they choose to rival "*les Grands Cuisiniers de France*" in a *Ragoût sans Pareil*.

The following Receipt is an attempt (and the Committee of Taste pronounced it a successful one), to imitate the excellent and generally approved Mock Turtle made by Messrs. Birch, Cornhill.

Endeavour to have the Head, and the Broth ready for the Soup,† the day before it is to be eaten.

It will take *Eight Hours* to prepare it properly.

	hours.
Cleaning and soaking the head,	1
To parboil it to cut up,	1
Cooling, nearly.....	1
Making the Broth and finishing the Soup,	5
	<hr/> 8

Get a Calf's head with the skin on (*the fresher the better*), take out the brains, wash the head several times in cold water, let it soak for about an hour in spring-water, then lay it in a stew-pan, and cover

* "Tout le monde sait que tous les *Ragoûts* qui portent le nom de TORTUE, sont d'origine Anglaise."—*Manuel des Amphitryons*, 8vo. 1808, p. 229.

† Those who do not like the trouble, &c. of making Mock Turtle, may be supplied with it ready made, in high perfection, at BIRCH'S, in Cornhill. It is not poisoned with *Cayenne Pepper*, which the Turtle and Mock Turtle Soup of most Pastry Cooks and Tavern Cooks is, and to that degree, that it acts like a Blister on the Coats of the Stomach: this prevents our mentioning any other maker of this Soup, which is often made with Cow-Heel, or the mere Scalp of the Calf's Head, instead of the Head itself.

The following are Mr. BIRCH'S Directions for warming this Soup: Empty the Turtle into a broad earthen Vessel, to keep Cool: when wanted for Table, to two quarts of Soup add one gill of boiling Water or Veal Broth, put it over a good clear Fire, keeping it gently stirred (that it may not burn); when it has boiled about three minutes, skim it, and put it in the Tureen.

N.B.—The Broth or Water, and the Wine, to be put into the Stew-pan before you put in the Turtle.

it with cold water, and half a gallon over; as it becomes warm, a great deal of scum will rise, which must be immediately removed,—let it boil gently for one hour, take it up, and when almost cold, cut the head into pieces about an inch and a half by an inch and a quarter, and the tongue into mouthsful, or rather make a side-dish of the Tongue and Brains, as in (11).

When the *Head* is taken out, put in the *Stock Meat*,* about five pounds of Knuckle of Veal, and as much Beef, add to the stock all the Trimmings and Bones of the Head, skim it well, and then cover it close, and let it boil five hours (reserve a couple of quarts of this to make GRAVY SAUCES, &c. see 272), then strain it off, and let it stand till the next morning,—then take off the fat, set a large stew-pan on the fire with half a pound of good fresh butter, twelve ounces of onions sliced, and four ounces of green sage, chop it a little, let these fry one hour, then rub in half a pound of flour, and by degrees add your Broth, till it is the thickness of Cream, season it with a quarter of an ounce of ground Allspice and half an ounce of Black Pepper ground very fine, salt to your taste, and the rind of one Lemon peeled very thin; let it simmer very gently for one hour and a half, then strain it through a hair-sieve,—do not rub your soup to get it through the sieve, or it will make it grouty; if it does not run through easily, knock your wooden spoon against the side of your sieve,—put it in a clean stew-pan with the Head, and SEASON IT by adding to each gallon of Soup half a pint of Wine—(see next page) and two table-spoonsful of Lemon-juice, see (350); let it simmer gently till the Meat is tender; this may take from half an hour to an hour:—*take care it is not over-done*;—stir it frequently to prevent the meat sticking to the bottom of the stew-pan, and when the meat is quite tender the soup is ready.

A Head weighing twenty pounds, and ten pounds of stock meat, will make *Ten quarts of excellent Soup*,—besides the two quarts of stock you have put by for Made Dishes, &c.

Obs.—If there is more meat on the head than you wish to put in the soup, prepare it for a Pie, and, with the addition of a Call's foot, boiled tender, it will make an excellent RAGOUT PIE; season it with Zest, and a little minced Onion, put in half a tea-cupful of stock, cover it with puff paste, and bake it one hour: when the soup comes from table, if there is a deal of meat and no soup, put it into a pie-dish, season it a little, and add some little stock to it, then

* The reader may have remarked, that MOCK TURTLE and POTTED BEEF always come in season together.

See *Obs.* to (420). This GRAVY MEAT will make an excellent *savoury Potted Relish*, as it will be impregnated with the flavour of the herbs and spice that are boiled with it.

cover it with paste, bake it one hour, and you have a good Mock Turtle Pie.

This Soup was eaten by the *Committee of Taste* with unanimous applause, and they pronounced it a very satisfactory substitute* for "the far-fetcht and dear-bought" Turtle; which is *entirely indebted for its Title of "SOVEREIGN OF SAVOURINESS," to the Rich Soup with which it is surrounded.*

Without its paraphernalia of subtle Double Relishes, a "STARVED TURTLE" has *not more* intrinsic sapidity than a "FATTED CALF."—Friendly Reader, it is really neither half so wholesome, nor half so toothsome. See Essence of Turtle, (294), and *Obs.* to (411). To warm this Soup, see (400).

TO SEASON IT, to each Gallon of Soup put two table-spoonsful of Lemon-juice, see (350), same of Mushroom Catchup (375), and one of Essence of Anchovy (371), half a pint of Wine (this should be Madeira, or, if you wish to darken the colour of your Soup, Claret), a tea-spoonful of Curry Powder (383), or a quarter of a drachm of Cayenne, and the peel of a Lemon pared as thin as possible; let it simmer five minutes more, take out the Lemon-peel, and the Soup is ready for the Tureen.

While the Soup is doing, prepare for each tureen a dozen and a half of Mock Turtle Forcemeat Balls (to make these, see 318, 329 to 335), we prefer the stuffing ordered in (61), and a dozen Egg balls; and put them into the tureen. BRAIN BALLS, or cakes, are a very elegant addition, and are made by boiling the brains for ten minutes, then putting them in cold water, and cutting them into pieces about as big as a large nutmeg; take Savoury, or Lemon-thyme dried and finely powdered, nutmeg grated, and pepper and salt, and pound them all together; beat up an egg, dip the brains in it, and then roll them in this mixture, and make as much of it as possible stick to them, dip them in the egg again, and then in finely grated and sifted bread-crumbs, fry them in hot fat, and send them up as a side dish.

A VEAL SWEETBREAD, prepared as in (89), not too much done or it will break, cut into pieces the same size as you cut the calf's head, and put in the soup, just to get warm before it goes to table, is a superb "*Bonne Bouche*;" and Pickled Tongue, stewed till very

* "Many *Gourmets* and *Gastrologers* prefer the copy to the original—we confess that when done as it ought to be, the Mock Turtle is exceedingly interesting."—*Tabella Cibaria*, 1820, p. 30.

"Turtles often become emaciated and sickly before they reach this country, in which case the Soup would be incomparably improved by leaving out the Turtle, and substituting a good Calf's Head."—*Supplement to Encyc. Brit. Edinburgh*, vol. iv. p. 331.

tender, and cut into mouthful, is a favourite addition. We order the meat to be cut into Mouthful, that it may be eaten with a spoon: *the Knife and Fork have no business in a Soup plate.*

. Some of our culinary contemporaries order the *Haut Goût* of this (as above directed, sufficiently relishing) Soup to be combustibled and be-deviled with a copious addition of Anchovies,—Mushrooms,—Truffles,—Morells,—Curry-powder,—Artichoke bottoms,—Salmon's head and liver,—or the soft part of Oysters or Lobsters,—Soles cut in mouthful—a bottle of Madeira,—a pint of Brandy, &c.; and, to complete their surfeiting and burn-gullet Olio, they put in such a tremendous quantity of Cayenne pepper,—that only a fire-proof palate, lined with Asbestos, or indurated by Indian Diet, can endure it. See Note under (411).

N.B. In helping this Soup, the distributor of it should serve out the Meat,—Forcemeat,—and Gravy,—in equal parts; however trifling or needless this remark may appear, the writer has often suffered from the want of such a *hint* being given to the *Soup-server*, who has sometimes sent a plate of mere Gravy without Meat,—at others, of Meat without Gravy,—and sometimes scarcely any thing but *Forcemeat Balls*.

Obs.—This is a delicious Soup, within the reach of those who “eat to live;” but if it had been composed expressly for those who only “live to eat,” I do not know how it could have been made more agreeable; as it is, the lover of good eating will “wish his Throat a mile long, and every inch of it Palate.”

N.B. CUCUMBER in a side-plate is a laudable Vegetable accompaniment.

ENGLISH TURTLE.

224. See (418). “A-LA-MODE BEEF.”

CURRY, OR MULLAGA-TAWNY* SOUP.

225. Cut four pounds of a Breast of Veal into pieces, about two inches by one; put the trimmings into a stew-pan with two quarts of water, with twelve corns of Black Pepper, and the same of Allspice; when it boils, skim it clean, and let it boil an hour and a half, then strain it off;—while it is boiling, fry of a nice brown in butter the bits of Veal and four Onions; when they are done, put

* *Mullaga-Tawny* signifies Pepper Water. The progress of inexperienced peripatetic Palaticians has lately been arrested by these outlandish words being pasted on the windows of our Coffee-Houses; it has, we believe, answered the “*Restaurateurs*” purpose, and often excited JOHN BULL to walk in and taste:—the more familiar name of *Curry Soup*—would, perhaps, not have had sufficient of the charms of novelty to seduce him from his much-loved MOCK TURTLE.

It is a fashionable Soup, and a great favourite with our East Indian friends, and we give the best receipt we could procure for it.

the Broth to them, put it on the fire; when it boils, skim it clean,—let it simmer half an hour, then mix two spoonsful of Curry, and the same of Flour, with a little cold water and a tea-spoonful of salt; add these to the soup, and simmer it gently till the Veal is quite tender, and it is ready;—or bone a couple of Fowls or Rabbits, and stew them in the manner directed above for the Veal,—and you may put in a bruised Eschalot, and some Mace and Ginger, instead of Black Pepper and Allspice.

Obs.—Read (415).

TURTLE* SOUP.

226. As it is our wish that this work should be given to the Public at the lowest possible price, the Receipt for dressing a Turtle is taken out—as a professed Cook is always hired for the purpose of dressing it. The space this long receipt occupied is now filled with directions for making useful Pickles. See (390).

PORTABLE† SOUP, OR GLAZE.

227. Desire the Butcher to break the bones of a Leg or a Shin of Beef, of ten pounds' weight (the fresher killed the better), put it into a Soup-pot (a DIGESTER‡ is the best utensil for this purpose) that will well hold it; just cover it with cold water, and set it on the fire to heat gradually till it nearly boils (this should be at least

* "The usual allowance at a TURTLE FEAST is *Six Pounds live weight per Head*;—at the Spanish Dinner, at the City of London Tavern in August 1808, 400 guests attended, and 2500 pounds of Turtle were consumed."—See BELL'S *Weekly Messenger* for August 7th, 1808.

Epicure QUIN used to say, it was "not safe to sit down to a *Turtle Feast* at one of the City Halls, without a *basket-hilted Knife and Fork*."

We recommend our friends, before encountering such a temptation, to read our PEPTIC PRECEPTS. Nothing is more difficult of digestion, or oftener requires the aid of *Peristaltic Persuaders*, than the glutinous Callipash which is considered the "*bonne bouche*" of this Soup.

TURTLE is generally spoiled by being *over-dressed*. If the reader has any curiosity to know how it is prepared in the most superlative style,—it will be gratified in the highest degree, if he pays a visit to ALBION-HOUSE, in Aldersgate Street.

† "A pound of meat contains about an ounce of gelatinous matter; it thence follows, that 1500 pounds of the same meat, which is the whole weight of a bullock, would give only 94 pounds, which might be easily contained in an earthen Jar."—Dr. HUTTON'S *Rational Recreations*, vol. iv. p. 194.

In what degree Portable or other Soup be nutritious, we know not, but refer the reader to our note under (182).

‡ This machine was invented by Dr. Denys Papin, F.R.S., about the year 1631, as appears by his Essay on "*The New Digester, or Engine for Softening Bones*," "by the help of which (he says) the oldest and hardest Cow Beef may be made as tender and as savoury as young and choice Meat." Cast Iron Digesters are made at Jackson and Moser's, in Frith Street, Soho.

Although we have not yet found that they do what Dr. Papin says, "make old and tough Meat—young and tender," they are, however, excellent things to make Broths and Soups in. Among a multitude of other admirable excellencies obtainable by his Digester, Dr. PAPIN, in his 9th Chapter, page 54, on the Profit that a good Engine may come to, says, "I have found that *An Old Hat*, very bad and loosely made, having imbibed the Jelly of Bones, became very firm and stiff.

an hour);—skim it attentively while any scum rises,—pour in a little cold water, to throw up the scum that may remain,—let it come to a boil again, and again skim it carefully; when no more scum rises, and the broth appears clear (put in neither Roots nor Herbs nor Salt), let it boil for eight or ten hours, and then strain it through a hair-sieve into a brown stone pan; set the Broth where it will cool quickly; put the meat into a sieve, let it drain, make Potted Beef (419),—or it will be very acceptable to many poor families. Next day remove every particle of *Fat* from the top of it, and pour it through a tamis, or fine sieve, as quietly as possible, into a Stew-pan, taking care not to let any of the settlings at the bottom of the stone-pan go into the Stew-pan, which should be of thick Copper, perfectly well tinned; add a quarter of an ounce of whole Black Pepper to it, let it boil briskly, with the Stew-pan uncovered, on a quick fire; if any scum rises, take it off with a skimmer; when it begins to thicken, and is reduced to about a quart, put it into a smaller stew-pan; set it over a gentler fire, till it is reduced to the thickness of a very thick Syrup; take care that it does not burn,—*a moment's inattention now will lose you all your labour, and the soup will be spoiled*:—take a little of it out in a spoon and let it cool; if it sets into a strong Jelly, it is done enough; if it does not, boil it a little longer till it does,—have ready some little Pots, such as are used for Potted Meats, about an inch and a half deep, taking care that they are quite dry;—we recommend it to be kept in these pots, if it is for home consumption—(*the less it is reduced, the better is the flavour of the Soup*)—if it be sufficiently concentrated to keep for six months;—if you wish to preserve it longer, put it into such bladders as are used for German Sausages, or if you or if you prefer it in the form of Cakes, pour it into a dish about a quarter of an Inch deep; when it is cold, turn it out and weigh the Cake, and divide it with a paste-cutter into pieces of half an ounce and an ounce each; place them in a warm room, and turn them frequently till they are thoroughly dried;—this will take a week or ten days; turn them twice a day;—when well hardened, and kept in a dry place, they may be preserved for several years in any climate.

This extract of Meat makes excellent "*Tablettes de Bouillon*," for those who are obliged to endure long fasting.

If the surface becomes mouldy, wipe it with a little warm water, the mouldy taste does not penetrate the mass.

If, after several days' drying it does not become so hard as you wish, put it into a *Bainmarie* Stew-pan, or *Milk-boiler*, (these are made by LLOYD, Tinman, near Norfolk-street, Strand,) till it is evapo-

rated to the consistence you wish—or, set the Pots in a cool Oven, or in a Cheese-toaster, at a considerable distance from the fire ; this is the only safe way of reducing it very much, without the risk of its burning, and acquiring an extremely disagreeable acrid flavour, &c.

Obs.—The uses of this concentrated *Essence of Meat* are numerous. It is equally economical and convenient for making *extempore* Broths enumerated in the *Obs.* to (192), Sauces and Gravies for Hashed or Stewed Meat, Game, or Poultry, &c.

You may thicken it and flavour it as directed in (287) ;—to make *Gravy*, Sauces, &c. take double the quantity ordered for *Broth*.

If you have time and opportunity, as there is no seasoning in the Soup, either of Roots, Herbs, or Spice, boil an Onion with or without a bit of Parsley and Sweet Herbs, and a few corns of Allspice, or other Spice, in the water you melt the Soup in, which may be flavoured with Mushroom Catchup (375),—or Eschalot Wine (343),—Essence of Sweet Herbs (363),—Savoury Spice (365, or 384),—Essence of Celery (353), &c. or Zest (229) ; these may be combined in the proportions most agreeable to the palate of the Eater—and are as portable as Portable Soup, for a very small portion will flavour a Pint.

The Editor adds nothing to the solution of this Soup, but a very little ground Black Pepper and some Salt.

N.B. If you are a careful manager, you need not always purchase Meat on purpose to make this,—*when you dress a large Dinner*, you can make GLAZE at very small cost, by taking care of the trimmings and parings of the meat, game, and poultry, you use ; wash them well, put them into a Stew-pan, cover them with the liquor you have boiled Meat in, and proceed as in the above Receipt ; and see *Obs.* on (182).

MEM. This PORTABLE SOUP is a most convenient article in Cookery—especially in *Small Families*, where it will save a great deal of time and trouble. It is also *Economical*, for no more will be melted than is wanted—so there is no waste.

Nine pounds of Neck of Beef, costing 2s. 7½d., produced nine ounces of very nice Soup ; the Bones, when boiled, weighed ten ounces.

Half an Ox-Cheek, costing 1s. 9d., and weighing 14¾ pounds, produced thirteen ounces—but not so firm or clear, and far inferior in flavour to that obtained from a Shin of Beef.

A Sheep's Head, costing 9d., produced three ounces and a half.

Two pounds of lean Meat, from the Blade Bone of Beef, produced hardly an ounce.

The addition of an ounce of *Gum Arabic*, and two ounces of *Isinglass*, to four ounces of the extract from a Leg of Beef, considera-

bly diminished the consistence of the mass, without adding to its bulk.

It has been thought that the Portable Soup which is manufactured for sale—is partly made with *Ox-Heels*; but the experiment (627) proves this cannot be, as an ounce of the Jelly from Ox-Heel costs 5d. For *the cheapest method of procuring a hard Jelly* (see N.B. to 628); nineteen Bones, costing 4½d. produced three ounces:—almost as cheap as *Salisbury Glue*.

We are informed, that there is now for sale at Leipsic—some Tons of Portable Soup—for two Shillings per pound. During the late war, there was a great deal imported into this country from Russia.

A *Knuckle of Veal*, weighing 4¾ pounds, and costing 2s. 4d. produced five ounces.

A *SHIN OF BEEF*, weighing nine pounds, and costing 1s. 10½d. produced nine ounces of concentrated Soup, sufficiently reduced to keep for several months. After the boiling, the bones in this joint weighed two pounds and a quarter, and the meat two pounds and a quarter.

The result of these experiments is, that the product from *Legs and Shins of Beef* was almost as large in quantity, and of much superior quality and flavour, as that obtained from any of the other materials;—the flavour of the product from Mutton, Veal, &c. is comparatively insipid.

As it is difficult to obtain this ready-made of good quality—and we could not find any proper and circumstantial directions for making it, which, on trial, answered the purpose,—and it is really a great acquisition to the Army and Navy—to Travellers, Invalids, &c.—the Editor has bestowed some time, &c. in endeavouring to learn—and to teach how it may be prepared in the easiest, most economical, and perfect manner.

The ordinary selling price is from 10s. to 12s., but you may make it according to the above Receipt for 3s. 6d. per pound—*i. e.* for 2½d. per ounce, which will make you a Pint of Broth.

Those who do not regard the expense, and like the flavour, may add the lean of Ham, in the proportion of a pound to eight pounds of Leg of Beef.

It may also be flavoured, by adding to it, at the time you put the Broth into the smaller Stew-pan, Mushroom Catchup, Eschalot Wine, Essences of Spice or Herbs, &c.; we prefer it quite plain—it is then ready to be converted, in an instant, into a basin of Beef Tea, for an Invalid, and any flavour may be immediately communicated to it by the Magazine of Taste (390).

TO CLARIFY BROTH OR GRAVY.

228. Put on the Broth in a clean Stew-pan, break the white and Shell of an Egg, beat them together, put them into the Broth, stir it with a whisk ; when it has boiled a few minutes, strain it through a Tamis or a napkin.

Obs.—A careful Cook will seldom have occasion to clarify her Broths, &c. if prepared according to the directions given in (192).

GRAVIES AND SAUCES.**MELTED BUTTER,**

229. Is so simple and easy to prepare, that it is a matter of general surprise, that what is done so often in every English kitchen, is so seldom done right,—Foreigners may well say, that although we have only ONE SAUCE for Vegetables, Fish, Flesh, Fowl, &c.—we hardly ever make that good.

It is spoiled nine times out of ten, more from Idleness than from Ignorance, and rather because the Cook won't than because she can't do it,—which can only be the case when Housekeepers will not allow Butter to do it with.

GOOD MELTED BUTTER cannot be made with mere flour and water ; *there must be a full and proper proportion of Butter.*—As it must be *always on the Table*, and is

THE FOUNDATION OF ALMOST ALL OUR ENGLISH SAUCES ; we have

Melted Butter and Oysters,
. Parsley,
. Anchovies,
. Eggs,
. Shrimps,
. Lobsters,
. Capers, &c. &c. &c.

I have tried every way of making it ; and I trust, at last, that I have written a receipt, which, if the Cook will carefully observe, she will constantly succeed in giving satisfaction.

In the quantities of the various Sauces I have ordered, I have had in view the providing for a Family of half-a-dozen moderate people

Never pour Sauce over Meat, nor even put it into the dish ;—however well made, some of the Company may have an antipathy to it ;—Tastes are as different as Faces :—moreover, if it is sent up

separate in a boat, it will keep hot longer, and what is left may be put by for another time, or used for another purpose.

Lastly.—Observe, that in ordering the proportions of MEAT, BUTTER, WINE, SPICE, &c. in the following receipts, *the proper quantity is set down*, and that *a less quantity will not do*;—and in some instances those Palates which have been used to the extreme of *Piquance*, will require additional excitement.*—If we have erred, it has been on the right side, from an anxious wish to combine Economy with Elegance, and the Wholesome with the Toothsome. The following we recommend as an elegant Relish to finish Soups and Sauces.

**ZEST
FOR CHOPS, SAUCES,
AND
MADE DISHES.**

This *piquante* quintessence of *Ragout* imparts to whatever it touches a most delicious Relish;—it awakens the Palate with delight,—refreshes Appetite,—and instantly excites the good humour of (every man's master) the Stomach.

SOON-MADE SAVOURY SAUCE.

Stir two drachms of ZEST into a half-pint of melted butter. Let it boil up, and strain it through a sieve;—or each Guest may add it at table like Salt, and adjust the vibration of his Palate to his own Fancy.

Sold at BUTLER'S Herb-shop, opposite Henrietta Street, Covent-Garden.

It will keep for any time, in any Climate.

MELTED BUTTER.

Keep a pint stew-pan† for this purpose only.

Cut two ounces of butter into little bits, that it may melt more easily, and mix more readily;—put it into the stew-pan with a large tea-spoonful (*i. e.* about three drachms) of Flour (some prefer *Arrow Root* or *Potato Starch*, 380), and two table spoonsful of Milk.

* This may be easily accomplished by the aid of that Whip and Spur, which Students of long standing in the School of Good Living are generally so fond of enlivening their palate with, *i. e.* *Cayenne* and *Garlic*.

PARSLEY (234), CHERVIL (236), CELERY (255), CRESS (337), TARRAGON (335), BURNET (399), BASIL (336), ESCHALOT (262 and 344), CAPER (244), FENNEL (237), LIVER (251, 252, 253), CURRY (299 and 383), EGG (239), MUSHROOM (270), ANCHOVY (241 and 371), RAGOUT (365 and 384), SHRIMP (248), BONNE BOUCHE (290 and 291), SUPERLATIVE (370), and various Flavouring Essences. See from (335 to 390).

Any of the above Vegetables, &c. may be minced *very finely*, and sent to table on a little plate, and those who like their flavour may mix them with Melted Butter, &c. This is a hint for Economists, which will save them many pounds of Butter, &c. See MEM. to (229).

† A SILVER SAUCEPAN is infinitely the best,—you may have one big enough to melt butter for a moderate family for four or five pounds.

When thoroughly mixed,—add six table-spoonsful of water; hold it over the fire, and shake it round every minute (all the while the same way) till it just begins to simmer, then let it stand quietly and boil up. It should be of the thickness of good cream.

N.B. Two table-spoonsful of (375), instead of the milk, will make as good *Mushroom Sauce* as need be, and is a superlative accompaniment to either Fish,—Flesh,—or Fowl.

Obs.—This is the best way of preparing melted butter:—Milk mixes with the butter much more easily and more intimately than water alone can be made to do. This is of proper thickness to be mixed at table with Flavouring Essences, Anchovy, Mushroom, or Cavice, &c. If made merely to pour over vegetables, add a little more milk to it.

N.B. If the BUTTER OILS, put a spoonful of cold water to it, and stir it with a spoon,—if it is very much oiled, it must be poured backwards and forwards from the Stew-pan to the Sauce-boat till it is right again.

MEM.—Melted Butter made to be mixed with flavouring Essences, Catchups, &c. should be of the thickness of light Batter, that it may adhere to the Fish, &c.

THICKENING.

230. Clarified butter is best for this purpose; but if you have none ready, put some Fresh Butter into a stew-pan over a slow clear fire;—when it is melted, add fine Flour sufficient to make it the thickness of paste;—stir it well together with a wooden spoon for fifteen or twenty minutes, till it is quite smooth, and the colour of a Guinea; this must be done very gradually and patiently; if you put it over too fierce a fire to hurry it, it will become bitter and empyreumatic; pour it into an earthen pan, and keep it for use. It will keep good a fortnight in Summer, and longer in Winter.

A large spoonful will generally be enough to thicken a Quart of Gravy.

Obs.—This, in the French kitchen, is called *Roux*. Be particularly attentive in making of it: if it gets any burnt smell or taste, it will spoil every thing it is put into; see *Obs.* to (283). When cold, it should be thick enough to cut out with a knife, like a solid paste.

It is a very essential article in the kitchen, and is the basis of consistency in most made dishes, soups, sauces, and ragouts:—if the Gravies, &c. are too thin, add this Thickening, more or less, according to the consistence you would wish them to have.

MEM.—In making Thickening,—the less Butter, and the more

Flour you use, the better ;—they must be thoroughly worked together, and the broth, or soup, &c. you put them to, added by degrees ;—take especial care to incorporate them well together, or your sauces, &c. will taste floury, and have a disgusting, greasy appearance ;—therefore, after you have thickened your sauce, add to it some broth, or warm water, in the proportion of two table-spoonsful to a pint, and set it by the side of the fire, to raise any fat, &c. that is not thoroughly incorporated with the gravy, which you must carefully remove as it comes to the top. This is called cleansing, or finishing the sauce.

*** Half an ounce of Butter, and a table-spoonful of Flour, are about the proportion for a pint of Sauce to make it as thick as Cream.*

N.B. The *Fat Skimmings* off the top of the Broth Pot are sometimes substituted for Butter, see (217),—some Cooks merely thicken their Soups and Sauces with *Flour*, as we have directed in (222), or *Potato Farina*, (380).

CLARIFIED BUTTER.

231. Put the Butter in a nice clean stew-pan, over a very clear slow fire ; watch it,—and when it is melted carefully, skim off the butter-milk, &c. which will swim on the top ;—let it stand a minute or two for the impurities to sink to the bottom,—then pour the clear butter through a sieve into a clean basin, leaving the sediment at the bottom of the stew-pan.

Obs.—Butter thus purified will be as sweet as Marrow,—a very useful covering for Potted Meats, &c., and for frying Fish equal to the finest Florence oil, for which purpose it is commonly used by Catholics, and those whose religious tenets will not allow them to eat viands fried in animal oil.

BURNT BUTTER.

232. Put two ounces of fresh butter into a small frying-pan ; when it becomes a dark brown colour, add to it a table-spoonful and a half of good vinegar, and a little pepper and salt.

Obs.—This is used as sauce for boiled Fish, or poached Eggs.

OILED BUTTER.

233. Put two ounces of fresh Butter into a sauce-pan ; set it at a distance from the fire, so that it may melt gradually, till it comes to an Oil,—and pour it off quietly from the dregs.

Obs.—This will supply the place of Olive Oil ; and by some is preferred to it either for Salads or Frying.

PARSLEY AND BUTTER.

334. Wash some Parsley very clean, and pick it carefully leaf by leaf; put a tea-spoonful of salt into half a pint of boiling water; boil the Parsley about ten minutes; drain it on a sieve; mince it quite fine, and then bruise it to a pulp.

The delicacy and excellence of this elegant and innocent Relish depends upon the Parsley being minced *very* fine: put it into a sauce-boat, and mix with it, by degrees, about half a pint of good melted butter (229)—only do not put so much flour to it, as the Parsley will add to its thickness:—never pour Parsley and Butter over boiled things, but send it up in a Boat.

Obs.—In French Cookery Books this is called “*Melted Butter, English Fashion* ;” and, with the addition of a slice of lemon cut into dice, a little Allspice and Vinegar, “*Dutch Sauce*.”

N.B. To PRESERVE PARSLEY through the winter,—in May, June, or July, take fine fresh-gathered sprigs; pick, and wash them clean; set on a stew-pan half full of water; put a little salt in it; boil, and skim it clean, and then put in the Parsley, and let it boil for a couple of minutes, and take it out, and lay it on a sieve before the fire, that it may be dried as quick as possible,—put it by in a Tin Box, and keep it in a dry place,—when you want it, lay it in a Basin, and cover it with warm water a few minutes before you use it.

GOOSEBERRY SAUCE.

235. Top and tail them close with a pair of scissors, and scald half a pint of green Gooseberries; drain them on a hair-sieve, and put them into half a pint of melted Butter, (229).

Some add grated ginger and Lemon-peel, and the French minced Fennel,—others send up the Gooseberries whole or mashed, without any Butter, &c.

CHERVIL, BASIL, TARRAGON, BURNET, CRESS, AND BUTTER.

236. This is the first time that Chervil, which has so long been a favourite with the sagacious French Cook, has been introduced into an English book. Its flavour is a strong concentration of the combined taste of Parsley and Fennel, but more aromatic and agreeable than either; and is an excellent sauce with boiled Poultry or Fish. Prepare it, &c. as we have directed for Parsley and Butter, (234).

FENNEL AND BUTTER FOR MACKEREL, &c.

237. Is prepared in the same manner as we have just described in (234).

Obs.—For Mackerel Sauce, or boiled Soles, &c.—some people take equal parts of Fennel and Parsley : others add a sprig of Mint, or a couple of young Onions minced very fine.

MACKEREL ROE SAUCE.

238. Boil the Roes of Mackerel (soft roes are best) ; bruise them with a spoon with the yolk of an Egg, beat up with a very little pepper and salt, and some Fennel and Parsley boiled and chopped very fine, mixed with almost half a pint of thin melted butter, see (229).

Mushroom catchup, Walnut pickle, or Soy, may be added.

EGG SAUCE.

239. This agreeable accompaniment to *roasted Poultry* or *salted Fish*,—is made by putting three Eggs into boiling water, and boiling them for about twelve minutes, when they will be hard ; put them into cold water till you want them. This will make the Yolks firmer, and prevent their surface turning black, and you can cut them much neater,—use only two of the Whites ; cut the Whites into small dice,—the Yolks into bits about a quarter of an inch square,—put them into a Sauce-boat ; pour to them half a pint of melted Butter, and stir them together.

Obs.—The *Melted Butter* for Egg Sauce need *not* be made quite so thick as (229). If you are for *Superlative Egg Sauce*, pound the Yolks of a Couple of Eggs, and rub them with the melted butter to thicken it.

N.B. Some Cooks garnish Salt Fish with hard-boiled eggs cut in half.

PLUM-PUDDING SAUCE.

240. A glass of Sherry, half a glass of Brandy (or “Cherry-Bounce”), or Curaçoa (649), or Essence of Punch (653), and two tea-spoonsful of pounded lump sugar (a very little grated Lemon-Peel is sometimes added), in a quarter of a pint of *Thick Melted butter* : grate Nutmeg on the top.

See Pudding Catchup, (379).

ANCHOVY SAUCE.

241. Pound three Anchovies in a mortar with a little bit of Butter ; rub it through a double Hair-sieve with the back of a wooden spoon, and stir it into almost half a pint of *Melted butter* (229) ; or stir in a table-spoonful of *Essence of Anchovy*, (371).—To the above, many cooks add Lemon-juice and Cayenne.

Obs.—Foreigners make this sauce with good Brown Sauce (287),

or White Sauce (307) ; instead of melted Butter, add to it Catchup, —Soy,—and some of their flavoured Vinegars, as Elder or Tarragon,—Pepper and fine Spice,—sweet herbs,—Capers,—Eschalots, &c. They serve it with most Roasted Meats.

N.B. Keep your Anchovies well covered, first tie down your Jar with Bladder moistened with vinegar, and then wiped dry ; tie Leather over that : when you open a Jar, moisten the bladder, and it will come off easily,—as soon as you have taken out the Fish, replace the coverings : the air soon rusts and spoils Anchovies. See (371), &c.

GARLIC SAUCE.

242. Pound two cloves of Garlic with a piece of fresh Butter, about as big as a Nutmeg : rub it through a double hair-sieve, and stir it into half a pint of melted butter, or Beef Gravy ; or make it with Garlic Vinegar, (341, 342, and 343).

LEMON SAUCE.

243. Pare a Lemon, and cut it into slices twice as thick as a half-crown piece ; divide these into Dice, and put them into a quarter of a pint of Melted Butter, (229).

Obs.—Some Cooks mince a bit of the *Lemon-peel* (pared very thin) *very fine*, and add it to the above.

CAPER SAUCE.

244. (See also 262). To make a Quarter of a Pint, take a table-spoonful of Capers, and two tea-spoonful of Vinegar.

The present fashion of cutting Capers is to mince one-third of them very fine, and divide the others in half ; put them into a quarter of a pint of melted Butter, or good thickened Gravy (287) ; stir them the same way as you did the melted butter, or it will oil.

Obs.—Some boil and mince fine a few leaves of Parsley, or Chervil, or Tarragon, and add these to the sauce ;—others the juice of half a Seville Orange, or Lemon.

Mem.—Keep the Caper bottle very closely corked, and do not use any of the Caper liquor :—if the Capers are not well covered with it, they will immediately spoil ; and it is an excellent ingredient in Hashes, &c. The Dutch use it as a Fish Sauce, mixing it with melted butter.

MOCK CAPER SAUCE.

245, or (262). Cut some pickled Green Pease,—French Beans —Gherkins,—or Nasturtiums, into bits the size of Capers ; put them

into half a pint of melted butter, with two tea-spoonsful of Lemon-juice, or nice Vinegar.

OYSTER SAUCE.

246. Choose Plump and Juicy Natives for this purpose :—*don't take them out of their Shell till you put them into the Stew-pan, see Obs. to (178).*

To make good Oyster Sauce for half a dozen hearty *Fish-Eaters*, you cannot have less than three or four dozen Oysters.—Save their liquor; strain it, and put it and them into a stew-pan: as soon as they boil, and the fish plump, take them off the Fire, and pour the contents of the stew-pan into a sieve over a clean basin; wash the stew-pan out with hot water, and put into it the strained liquor, with about an equal quantity of Milk, and about two ounces and a half of Butter, with which you have well rubbed a large table-spoonful of flour,—give it a boil up, and pour it through a sieve into a basin (that the Sauce may be quite smooth), and then back again into the sauce-pan,—now shave the Oysters, and (if you have the honour of making sauce for “*a Committee of Taste*,” take away the gristly part also) *put in only the soft part of the Oysters*: if they are very large, cut them in half, and set them by the fire to keep hot: “if they boil after, they will become hard.”

If you have not liquor enough, add a little Melted Butter, or Cream (see 568), or Milk beat up with the yolk of an Egg (this must not be put in till the sauce is done). Some barbarous Cooks add Pepper, or Mace,—the juice or peel of a Lemon,—Horseradish,—Essence of Anchovy, Cayenne, &c. :—*Plain Sauces are only to taste of the Ingredient from which they derive their name.*

Obs.—It will very much heighten the flavour of this Sauce to pound the soft part of half a dozen (unboiled) Oysters; rub it through a hair-sieve, and then stir it into the sauce :—this ESSENCE OF OYSTER (and for some palates a few grains of Cayenne) is the only addition we recommend. See (377).

PRESERVED OYSTERS.

247. Open the Oysters carefully, so as not to cut them except in dividing the gristle which attaches the shells,—put them into a Mortar, and when you have got as many as you can conveniently pound at once, add about two drachms of Salt to a dozen Oysters,—pound them, and rub them through the back of a hair-sieve, and put them into a mortar again, with as much Flour (which has been previously thoroughly dried (as will make them into a paste; roll it out several times,—and, lastly, flour it, and roll it out the

thickness of a half crown, and divide it into pieces about an inch square ; lay them in a Dutch oven, where they will dry so gently as not to get burned,—turn them every half hour, and when they begin to dry, crumble them,—they will take about four hours to dry,—then pound them fine,—sift them, and put them into bottles, and seal them over.

N.B. THREE DOZEN OF NATIVES required $7\frac{1}{2}$ ounces of dried Flour to make them into a paste, which then weighed 11 ounces,—when dried and powdered $6\frac{1}{4}$ ounces.

To make half a pint of Sauce, put one ounce of Butter into a stew-pan, with three drachms of Oyster powder, and six table-spoonsful of milk ; set it on a slow fire ; stir it till it boils, and season it with salt.

This Powder, if made with Plump Juicy Natives, will abound with the flavour of the Fish ; and if closely corked, and kept in a dry place, will remain good for some time.

Obs.—This extract is a welcome succedaneum while Oysters are out of season, and in such inland parts as seldom have any, is a valuable addition to the list of Fish sauces : it is equally good with boiled Fowl, or Rump Steak,—and sprinkled on Bread and Butter makes a very good Sandwich, and is especially worth the notice of Country Housekeepers—and as a Store Sauce for the Army and Navy. See *Anchovy Powder*, (373).

SHRIMP SAUCE.

248. Shell a Pint of Shrimps, pick them clean, wash them and put them into half a pint of good Melted Butter. A Pint of unshelled Shrimps is about enough for Four Persons.

Obs.—Some stew the Heads and Shells of the Shrimps, (with or without a blade of bruised Mace), for a quarter of an hour, and strain off the liquor to melt the butter with, and add a little Lemon-juice,—Cayenne,—and Essence of Anchovy,—or Soy,—Cavice, &c. ;—but the *Flavour of the Shrimp* is so delicate it will be overcome by any of such additions.

MEM.—If your Shrimps are not quite *fresh*, they will eat tough and thready, as other *Stale Fish* do.—(See OBS. to 141).

LOBSTER SAUCE.

249. Choose a fine Spawny Hen Lobster,* be sure it is fresh, so

* You must have a Hen Lobster, on account of the Live Spawn. Some Fish-mongers have a cruel custom of tearing this from the Fish before they are boiled ;—lift up the tail of the Lobster, and see that it has not been robbed of its Eggs ;—the goodness of your Sauce depends upon its having a full share of the Spawn in it, to which it owes not merely its brilliant Red Colour, but the finest part of its Flavour.

get a live one if you can, (one of my culinary predecessors says, "let it be *heavy and lively*,") and boil it as (175); pick out the Spawn and the Red Coral into a mortar, add to it half an ounce of Butter, pound it quite smooth, and rub it through a hair-sieve with the back of a wooden spoon; cut the meat of the Lobster into small squares, or pull it to pieces with a fork, put the pounded Spawn into as much melted Butter, (229) as you think will do, and stir it together till it is thoroughly mixed,—now put to it the meat of the Lobster, and warm it on the fire; *take care it does not boil, which will spoil its complexion, and its brilliant Red colour will immediately fade.*

The above is a very easy and excellent manner of making this Sauce.

Some use strong Beef or Veal Gravy instead of melted Butter, adding Anchovy, Cayenne, Catchup, Cavice, Lemon-juice, or pickle, or Wine, &c.

Obs.—*Save a little of the inside Red Coral Spawn*, and rub it through a sieve (without butter):—it is a very ornamental garnish to sprinkle over Fish; and if the skin is broken, (which will sometimes happen to the most careful Cook, when there is a large dinner to dress, and many other things to attend to), you will find it a convenient and elegant Veil, to conceal your misfortune from the prying eyes of piscivorous *Gourmands*.

N.B. Various methods have been tried to PRESERVE LOBSTERS, (see 177), and Lobster Spawn, for a Store Sauce. The Live Spawn may be kept some time in strong Salt and Water—or in an Ice-house.

The following process might, perhaps, preserve it longer:—Put it into a Sauce-pan of boiling water, with a large spoonful of Salt in it, and let it boil quick for five minutes; then drain it on a hair sieve; spread it out thin on a plate, and set it in a Dutch Oven, till it is thoroughly dried,—grind it in a clean mill, and pack it closely in well stopped Bottles, (see also *Potted Lobsters*, 177).

SAUCE FOR LOBSTER, &c.

250. (See also 313). Bruise the yolks of two hard-boiled Eggs with the back of a wooden spoon, or rather pound them in a mortar, with a tea-spoonful of water, and the soft inside and the spawn of the lobster; rub them quite smooth, with a tea-spoonful of made Mustard, two table-spoonfuls of Salad Oil, and five of Vinegar; season it with a very little Cayenne pepper, and some salt.

Obs.—To this, Elder or Tarragon Vinegar (335), or Anchovy Essence (371), is occasionally added.

LIVER AND PARSLEY SAUCE.

251. Wash the Liver (it must be *perfectly fresh*) of a Fowl or

Rabbit, and boil it five minutes in five table-spoonsful of water ;— chop it fine ; or pound or bruise it in a small quantity of the liquor it was boiled in, and rub it through a sieve :—wash about one-third the bulk of Parsley leaves, put them on to boil in a little boiling water, with a tea-spoonful of salt in it ; lay it on a hair-sieve to drain, and mince it *very* fine ; mix it with the liver, and put it into a quarter pint of melted butter, and warm it up ;—do not let it boil.

LEMON AND LIVER SAUCE.

252. Pare off the rind of a Lemon, or of a Seville Orange, as thin as possible, so as not to cut off any of the White with it ;— now cut off *all* the White, and cut the Lemon into slices, about as thick as a couple of half-crowns ; pick out the pips, and divide the slices into small squares : add these, and a little of the peel minced very fine to the Liver, prepared as directed above, and put them into the melted Butter, and warm them together,—but do not let them boil.

N.B. The Poulterers can always let you have *fresh* Livers—if that of the Fowl or Rabbit is not good, or not large enough to make as much Sauce as you wish.

Obs.—Some Cooks, instead of pounding, mince the Liver very fine (with half as much Bacon), and leave out the Parsley,—others add the juice of half a Lemon, and some of the Peel grated,—or a tea-spoonful of Tarragon or Chili Vinegar, a table-spoonful of White Wine, or a little beaten Mace or Nutmeg, or Allspice :—if you wish it a little more lively on the palate, pound an Eschalot, or a few leaves of Tarragon or Basil, with Anchovy or Catchup, or Cayenne.

LIVER SAUCE FOR FISH.

253. Boil the Liver of the Fish, and pound it in a mortar with a little flour, stir it into some Broth, or some of the liquor the fish was boiled in, or melted Butter, Parsley, and a few grains of Cayenne, a little Essence of Anchovy (371), or Soy, or Catchup (375) ;—give it a boil up, and rub it through a sieve :—you may add a little Lemon-Juice, or Lemon cut in dice.

SPRING FRUIT—A MOCK GOOSEBERRY SAUCE FOR MACKEREL, &c.

254. Make a Marmalade of three dozen sticks of Rhubarb, sweetened with moist Sugar ; pass it through a hair sieve, and serve up in a sauce-boat.

CELERY SAUCE, WHITE.

255. Pick and wash two heads of nice White Celery, cut it into

pieces about an inch long ; stew it in a pint of water, and a tea-spoonful of salt, till the Celery is tender ;* roll an ounce of butter with a table-spoonful of flour ; add this to half a pint of cream, and give it a boil up.

N.B.—See (353).

CELERY SAUCE PUREE, FOR BOILED TURKEY, VEAL, FOWLS, &c.

256. Cut small half a dozen heads of nice White Celery that is quite clean, and two Onions sliced ; put in a two-quart Stew-pan, with a small lump of Butter ; sweat them over a slow fire till quite tender, then put in two spoonsful of flour, half a pint of water (or Beef or Veal Broth), salt and pepper, and a little cream or milk ; boil it a quarter of an hour, and pass through a fine hair-sieve with the back of a spoon.

If you wish for Celery sauce, when Celery is not in season, a quarter of a drachm of *Celery-seed*, or a little Essence of Celery (353), will impregnate half a pint of sauce with a sufficient portion of the flavour of the Vegetable.

See *Obs.* to (200).

GREEN, OR SORREL SAUCE.

257. Wash and clean a large Ponnet of Sorrel, put it into a Stew-pan that will just hold it, with a bit of Butter the size of an Egg, cover it close, set it over a slow fire for a quarter of an hour, pass the Sorrel with the back of a wooden spoon through a hair-sieve, season with Pepper, Salt, and a small pinch of powdered Sugar, make it hot, and serve up under Lamb, Veal, Sweetbreads, &c. &c. Cayenne, Nutmeg, and Lemon-Juice, are sometimes added.

TOMATA, OR LOVE APPLE SAUCE.

258. Have twelve or fifteen Tomatas, ripe and red ; take off the stalk ; cut them in half ; squeeze them just enough to get all the water and seeds out ; put them in a stew-pan with a Capsicum, and two or three table-spoonsful of Beef Gravy ; set them on a slow stove for an hour, or till properly melted ; then rub them through a tamis into a clean stew-pan, with a little white pepper and salt, and let them simmer together a few minutes.

N.B.—To the above the French Cook adds an Onion or Eschalot, a Clove or two, or a little Tarragon Vinegar.

* So much depends upon the age of the Celery, that we cannot give any precise time for this. Young fresh-gathered Celery will be enough in three quarters of an hour ; old will sometimes take twice as long.

MOCK TOMATA SAUCE.

259. The only difference between this and genuine Love-Apple Sauce, is the substituting the pulp of Apple for that of Tomata, colouring it with Turmeric, and communicating an acid flavour to it by Vinegar.

ESCHALOT SAUCE.

260. Take four Eschalots, and make it in the same manner as Garlic Sauce (242).

OR,

261. You may make this sauce more extemporaneously by putting two table-spoonsful of Eschalot Wine (343), and a sprinkling of Pepper and Salt, into (almost) half a pint of thick melted Butter.

Obs.—This is an excellent Sauce for Chops or Steaks; many are very fond of it with Roasted or Boiled Meat, Poultry, &c.

ESCHALOT SAUCE FOR BOILED MUTTON.

262. This is a very frequent and satisfactory substitute for "*Caper Sauce*."

Mince four Eschalots very fine, and put them into a small sauce-pan, with almost half a pint of the liquor the Mutton was boiled in: let them boil up for five minutes; then put in a table-spoonful of Vinegar, a quarter tea-spoonful of Pepper, a little Salt, and a bit of Butter (as big as a walnut) rolled in flour; shake together till it boils. See (343) *Eschalot Wine*.

Obs.—We like a little *Lemon-peel* with Eschalot;—the *haut goût* of the latter is much ameliorated by the delicate *aroma* of the former.

Some Cooks add a little finely chopped Parsley.

YOUNG ONION SAUCE.

263. Peel a pint of Button Onions, and put them in water till you want to put them on to boil; put them into a stew-pan, with a quart of cold water; let them boil till tender; they will take (according to their size and age) from half an hour to an hour. You may put them into half a pint of (272). See also (136).

ONION SAUCE.

264. Those who like the full flavour of Onions only cut off the strings and tops (without peeling off any of the skins), put them into salt and water, and let them lie an hour; then wash them, put them into a kettle with plenty of water, and boil them till they are tender: now skin them, pass them through a colander, and mix a little melted Butter with them.

N.B.—Some mix the pulp of Apples, or Turnips, with the Onions,—others add Mustard to them.

WHITE ONION SAUCE.

265. The following is a *more mild and delicate** preparation :—Take half a dozen of the largest and whitest Onions (the Spanish are the mildest, but these can only be had from August to December), peel them and cut them in half, and lay them in a pan of spring-water for a quarter of an hour, and then boil for a quarter of an hour—and then, if you wish them to taste *very mild*—pour off that water, and cover them with fresh boiling water, and let them boil till they are tender, which will sometimes take three quarters of an hour longer—drain them well on a hair-sieve, lay them on the chopping-board, and chop and bruise them, put them into a clean sauce-pan, with some Butter and Flour, half a tea-spoonful of salt, and some Cream, or good milk ; stir it till it boils ; then rub the whole through a tamis, or sieve, adding cream or milk, to make it the consistence you wish.

Obs.—This is the usual sauce for boiled Rabbits, Mutton, or Tripe.—There must be plenty of it ; the usual expression signifies as much, for we say, *smother* them with it.

BROWN ONION SAUCES, OR ONION GRAVY.

266. Peel and slice the Onions (some put in an equal quantity of Cucumber or Celery) into a quart stew-pan, with an ounce of Butter ; set it on a slow fire, and turn the Onion about till it is very lightly browned ; now gradually stir in half an ounce of Flour ; add a little broth, and a little pepper and salt, boil up for a few minutes, add a table-spoonful of Claret, or Port Wine, and same of Mushroom Catchup,—(you may sharpen it with a little Lemon-Juice or Vinegar),—and rub it through a tamis or fine sieve.

CURRY POWDER (299) will convert this into excellent CURRY SAUCE.

N.B. If this SAUCE IS FOR STEAKS, shred an ounce of onions, fry them a nice brown, and put them to the sauce you have rubbed through a tamis ;—or some *very small round* young silver Button Onions (see 263), peeled and boiled tender, and put in whole when your sauce is done, will be an acceptable addition.

Obs.—If you have no Broth, put in half a pint of water, and see (227) ;—just before you give it the last boil up, add to it another

* If you wish to have them *very mild*, cut them in quarters, boil them for five minutes in plenty of water, and then drain them, and cook them in fresh water.

table-spoonful of Mushroom Catchup, or the same quantity of Port Wine or good Ale.

The flavour of this Sauce may be varied by adding Tarragon or Burnet Vinegar (335 and 339).

SAGE AND ONION, OR GOOSE-STUFFING SAUCE.

267. Chop very fine an ounce of Onion and half an ounce of green Sage leaves, put them into a stew-pan with four spoonsful of water, simmer gently for ten minutes, then put in a tea-spoonful of pepper and salt, and one ounce of fine bread-crumbs; mix well together;—then pour to it a quarter of a pint of (Broth, or Gravy, or) Melted Butter, stir well together, and simmer it a few minutes longer.

Obs.—This is a very relishing Sauce for Roast Pork, Poultry, Geese, or Ducks; or Green Pease on *Maigre Days*.

See also *Bonne Bouche* for the above (290, &c.)

GREEN MINT SAUCE.

268. Wash half a handful of nice young fresh-gathered *Green Mint* (to this some add one third the quantity of Parsley), pick the leaves from the stalks, mince them very fine, and put them into a sauce-boat, with a tea-spoonful of moist Sugar, and four table-spoonsful of Vinegar.

Obs.—This is the usual accompaniment to *Hot Lamb*; and an equally agreeable relish with *Cold Lamb*.

If Green Mint cannot be procured, this sauce may be made with *Mint Vinegar* (338).

APPLE SAUCE.

269. Pare and core three good-sized baking Apples, put them into a well-tinned pint sauce-pan, with two table-spoonsful of cold water; cover the sauce-pan close, and set it on a trivet over a slow fire a couple of hours before dinner,—some Apples will take a long time stewing,—others will be ready in a quarter of an hour:—when the Apples are done enough, pour off the water, let them stand a few minutes to get dry; then beat them up with a Fork, with a bit of Butter about as big as a Nutmeg, and a tea-spoonful of powdered Sugar.

N.B. Some add Lemon-peel, grated, or minced fine,—or boil a bit with the Apples. Some are fond of Apple Sauce with cold Pork—ask those you serve if they desire it.

MUSHROOM SAUCE.

270. Pick and peel half a pint of Mushrooms (the smaller the

better), wash them very clean, and put them into a sauce-pan with half a pint of Veal Gravy or Milk, a little Pepper and Salt, and an ounce of Butter rubbed with a table-spoonful of Flour, stir them together, and set them over a gentle fire, to stew slowly till tender ; —skim and strain it.

Obs.—It will be a great improvement to this, and the two following Sauces, to add to them the juice of half-a-dozen Mushrooms, prepared the day before, by sprinkling them with salt, the same as when you make Catchup ; or add a large spoonful of good Double Mushroom Catchup (375).

See QUINTESSENCE OF MUSHROOMS (376).

N.B. Much as we love the flavour of Mushrooms, we must enter our protest against their being eaten in substance,—when the morbid effects they produce too often prove them worthy of the appellations Seneca gave them, “ Voluptuous Poison,” “ lethal luxury,” &c. ; and we caution those who cannot refrain from indulging their palate with the seducing relish of this deceitful Fungus, to masticate it diligently.

We do not believe that Mushrooms are nutritive,—every one knows they are often dangerously indigestible,—therefore the Rational Epicure will be content with extracting the flavour from them—which is obtained in the utmost perfection by the process directed in (375).

MUSHROOM SAUCE, BROWN.

271. Put the Mushrooms into half a pint of Beef Gravy (183, or 287) ; thicken with Flour and Butter, and proceed as above.

MUSHROOM SAUCE, EXTEMPORE.

272. Proceed as directed in (229) to melt Butter,—only instead of two table-spoonsful of Milk, put in two of Mushroom Catchup (375 or 376) ;—or add it to thickened Broth, Gravy, or Mock Turtle Soup, &c.—or put in (263).

Obs.—This is a welcome Relish with Fish, Poultry, or Chops and Steaks, &c. A couple of quarts of good *Catchup* (375), will make more good Sauce than ten times its cost of Meat, &c.

Walnut Catchup will give you another variety ; and BALL'S CA-VICE, which is excellent, and sold at No. 81, New Bond Street.

POOR MAN'S SAUCE.

273. Pick a handful of Parsley leaves from the stalks, mince them very fine, strew over a little salt ; shred fine half a dozen young green Onions, add these to the Parsley, and put them into a sauce-

boat, with three table-spoonsful of Oil, and five of Vinegar; add some ground Black Pepper and Salt; stir together and send it up.

Pickled French Beans or Gherkins, cut fine, may be added, or a little grated Horseradish.

Obs.—This Sauce is in much esteem in France, where people of taste, weary of rich dishes, to obtain the charm of variety, occasionally order the fare of the Peasant.

“ ——— the Rich, tired with continual Feasts,
For change become their next poor Tenant's guests;
Drink hearty draughts of Ale from plain brown bowls,
And snatch the homely Rasher from the Coals.”
DRYDEN'S *Prologue to "All for Love."*

THE SPANIARD'S GARLIC GRAVY.

274. See also (242). Slice a pound and a half of Veal or Beef, pepper and salt it, lay it in a stew-pan with a couple of Carrots split, and four cloves of Garlic sliced, a quarter pound of sliced Ham, and a large spoonful of water; set the stew-pan over a gentle fire, and watch when the meat begins to stick to the pan; when it does, turn it, and let it be very well browned (but take care it is not at all burnt); then dredge it with flour, and pour in a quart of broth, a bunch of sweet Herbs, a couple of Cloves bruised, and slice in a Lemon; set it on again, and let it simmer gently for an hour and a half longer: then take off the fat, and strain the gravy from the ingredients, by pouring it through a napkin, straining, and pressing it very hard.

Obs.—This, it is said, was the secret of the *Old Spaniard*, who kept the house called by that name on *Hampstead Heath*.

Those who love Garlic, will find it an extremely rich relish.

THE LATE MR. MICHAEL KELLY'S SAUCE FOR BOILED TRIPE, CALF-HEAD, OR COW-HEEL.

275. Garlic Vinegar, a table-spoonful,—of Mustard, Brown Sugar, and Black Pepper, a tea-spoonful each, stirred into half a pint of oiled melted butter.

MR. KELLY'S SAUCE PIQUANTE.

276. Pound a table-spoonful of Capers,—and one of minced Parsley,—as fine as possible; then add the yolks of three hard Eggs, rub them well together with a table-spoonful of Mustard,—bone six Anchovies, and pound them, rub them through a hair-sieve, and mix with two table-spoonsful of Oil, one of Vinegar, one of Eschalot ditto, and a few grains of Cayenne Pepper; rub all these well together in a mortar, till thoroughly incorporated; then stir them into

half a pint of good Gravy, or melted Butter, and put the whole through a sieve.

FRIED PARSLEY.

277. Let it be nicely picked and washed, then put into a cloth, and swung backwards and forwards till it is perfectly dry ;—put it into a pan of *hot fat*, fry it quick, and have a slice ready to take it out the moment it is crisp (in another moment it will be spoilt) ; put it on a sieve, or coarse cloth, before the fire to drain.

CRISP PARSLEY.

278. Pick and wash young Parsley, shake it in a dry cloth to drain the water from it ; spread it on a sheet of clean paper, in a Dutch oven before the fire, *and turn it frequently until it is quite crisp*.—This is a much more easy way of preparing it than Frying it, which is not seldom ill done. *Obs.*—A very pretty garnish for Lamb Chops, Fish, &c.

FRIED BREAD SIPPETS.

279. Cut a slice of Bread about a quarter of an inch thick, divide it with a sharp knife into pieces two inches square ;—shape these into Triangles or Crosses ;—put some *very clean Fat* into an iron Frying-pan : when it is hot, put in the sippets, and fry them a *delicate light brown* ; take them up with a Fish-slice, and drain them well from Fat, turning them occasionally ;—this will take a quarter of an hour. Keep the pan at such a distance from the fire that the fat may be hot enough to brown without burning the bread ;—this is a requisite precaution in frying delicate thin things.

Obs.—These are a *pretty garnish*, and very welcome accompaniment and improvement to the finest MADE DISHES :—they may also be sent up with Pease and other Soups ;—but when intended for Soups, the Bread must be cut into bits, about half an inch square.

N.B. *If these are not done very delicately clean and dry*, they are uneatable.

FRIED BREAD-CRUMBS.

280. Rub Bread (which has been baked two days) through a wire sieve, or colander ;—or you may rub them in a cloth till they are as fine as if they had been grated and sifted ; put them into a stew-pan, with a couple of ounces of Butter, place it over a moderate fire, and stir them about with a wooden spoon till they are the colour of a Guinea ; spread them on a sieve, and let them stand ten minutes to drain, turning them frequently.

Obs.—*Fried Crumbs* are sent up with roasted Sweet-breads,—or

Larks,—Pheasants,—Partridges,—Woodcocks,—and Grouse,—or Moor Game,—especially if they have been kept long enough.

BREAD SAUCE.

281. Put a small tea-cupful of Bread-Crumbs into a stew-pan, pour on it as much milk as it will soak up, and a little more; or instead of the milk, take the Giblets, head, neck, and legs, &c. of the Poultry, &c. and stew them, and moisten the bread with this liquor; put it on the fire with a middling-sized Onion, and a dozen berries of Pepper or Allspice, or a little Mace; let it boil, then stir it well, and let it simmer till it is quite stiff, and then put to it about two table-spoonsful of Cream or melted Butter, or a little good Broth; take out the Onion and Pepper, and it is ready.

Obs.—This is an excellent accompaniment to Game and Poultry, &c., and a good vehicle for receiving various flavours from the *MAGAZINE OF TASTE* (390).

RICE SAUCE.

282. Steep a quarter of a pound of Rice in a pint of milk, with Onion, Pepper, &c. as in the last Receipt; when the rice is quite tender (take out the spice), rub it through a sieve into a clean stew-pan: if too thick, put a little milk or cream to it.

Obs.—This is a very delicate White sauce;—and at elegant tables is frequently served instead of Bread Sauce.

BROWNING,

283. Is a convenient article to colour those *Soups* or *Sauces*, of which it is supposed their deep brown complexion denotes the strength and savouriness of the composition.

Burnt Sugar is also a favourite ingredient with the Brewers, who use it under the name of “*Essentia Bina*,” to colour their *Beer*;—it is also employed by the Brandy-makers, in considerable quantity, to colour *Brandy*; to which, besides enriching its complexion, it gives that sweetish taste, and fulness in the mouth, which custom has taught Brandy drinkers to admire, and prefer to the finest *Cognac* in its genuine state.

When employed for Culinary Purposes, this is sometimes made with strong Gravy, or Walnut Catchup. Those who like a *goût* of Acid may add a little Walnut Pickle.

It will hardly be told from what is commonly called “*genuine Japanese Soy*,”* (for which it is a very good substitute). Burnt

* “By the best accounts I can find, Soy is a preparation from the seeds of a species of the *Dolichos*, prepared by a fermentation of the farina of this seed in a strong lixivium of common salt.”—*CULLEN'S Mat. Med.* vol. i. p. 430.

Treacle or Sugar,—the Peels of Walnut,—Cayenne Pepper,—or Capsicums,—or Chilies,—Vinegar,—Garlic,—and pickled Herrings (especially the Dutch),—Sardinias,—or Sprats,—appear to be the bases of almost all the Sauces which now, to use the maker's phrase, stand unrivalled.

Although indefatigable research and experiment have put us in possession of these compositions, it would not be quite fair to enrich the Cook at the expense of the Oilman, &c.—we hope we have said enough on these subjects to satisfy the “Rational Epicure.”

Put half a pound of pounded Lump Sugar, and a table-spoonful of water, into a clean iron sauce-pan, set it over a slow fire, and keep stirring it with a wooden spoon till it becomes a bright brown colour, and begins to smoke; then add to it an ounce of salt, and dilute it by degrees with water, till it is the thickness of Soy; let it boil, take off the scum, and strain the liquor into bottles, which must be well stopped: if you have not any of this by you, and you wish to darken the colour of your sauces, pound a tea-spoonful of lump sugar, and put it into an iron spoon, with as much water as will dissolve it; hold it over a quick fire till it becomes of a very dark brown colour; mix it with the soup, &c. while it is hot.

Obs.—Most of the preparations under this title are a medley of Burnt Butter,—Spices,—Catchup,—Wine, &c. *We recommend the Rational Epicure to be content with the natural Colour of Soups and Sauces*, which, to a well-educated Palate, are much more agreeable, without any of these empyreumatic additions; however they may please the Eye, they plague the Stomach most grievously, so “*open your Mouth and shut your Eyes.*”

For the sake of producing a pretty colour, “*Cheese*,—“*Cayenne*” (345),—“*Essence of Anchovy*,” (371), &c. are frequently adulterated with a colouring matter containing *Red Lead*!!—See ACCUM *on the Adulteration of Food*, 2d Edit. 12mo. 1820.

A Scientific “*homme de Bouche de France*” observes—“The generality of Cooks calcine Bones, till they are as black as a Coal, and throw them hissing hot into the stew-pan, to give a brown colour to their Broths. These ingredients, under the appearance of a nourishing Gravy, envelop our food with stimulating acid and corrosive Poison.

“*Roux*, or Thickening (230), if not made very carefully, produces exactly the same effect; and the juices of Beef or Veal, burnt over a hot fire, to give a rich colour to Soup or Sauces, grievously offend the Stomach, and create the most distressing indigestions.

“The judicious Cook will refuse the help of these incendiary ar-

ticles which ignorance or quackery only employ,—not only at the expense of the credit of the Cook, but the health of her employers.”

N.B. The BEST BROWNING is good Home-made Glaze (227),—Mushroom Catchup (375),—or Claret, or Port Wine. See also (230);—or cut meat into slices, and broil them brown, and then stew them.

GRAVY FOR ROAST MEAT.

284. Most joints will afford sufficient trimmings, &c. to make half a pint of plain Gravy, which you may colour with a few drops of (283);—for those that do not, about half an hour before you think the meat will be done, mix a salt-spoonful of salt, with a full quarter pint of boiling Water; drop this by degrees on the brown parts of the joint; set a dish under to catch it (the meat will soon brown again); set it by,—as it cools, the Fat will float on the surface; when the meat is ready, carefully remove the Fat, and warm up the Gravy, and pour it into the Dish.

The Common Method is, when the meat is in the dish you intend to send it up in, to mix half a tea-spoonful of Salt in a quarter pint of boiling water, and to drop some of this over the corners and underside of the meat, and to pour the rest through the hole the spit came out of,—and some pierce the inferior parts of the joint with a sharp skewer.

The following receipt was given us by a very good Cook:—You may make good Browning for Roast Meat and Poultry, by saving the *Brown Bits* of Roast Meat or Broiled; cut them small, put them into a basin, cover them with boiling water, and put them away till next day; then put it into a sauce-pan, let it boil two or three minutes, strain it through a sieve into a basin, and put it away for use. When you want Gravy for Roast Meat, put two table-spoonsful into half a pint of boiling water with a little salt;—if for *Roasted Veal*, put three table-spoonsful into half a pint of thin melted Butter.

N.B. The Gravy which comes down in the dish, the Cook (if she is a good housewife) will preserve to enrich HASHES OR LITTLE MADE DISHES, &c.

Obs.—Some Culinary professors, who think nothing can be excellent that is not extravagant,—call this “SCOTS GRAVY;” not, I believe, intending it, as it certainly is, a compliment to the laudable and rational frugality of that intelligent and sober-minded people.

N.B. This gravy should be brought to table in a Sauce-boat; preserve the *intrinsic Gravy* which flows from the meat in the Argyll.

GRAVY FOR BOILED MEAT,

285. May be made with Parings and Trimmings,—or pour from

a quarter to half a pint of the liquor in which the Meat was boiled, into the dish with it, and pierce the inferior part of the joint with a sharp skewer.

WOW WOW SAUCE FOR STEWED OR BOUILLI BEEF.

286. Chop some Parsley-leaves very finely, quarter two or three pickled *Cucumbers*, or Walnuts, and divide them into small squares, and set them by ready ;—put into a sauce-pan a bit of Butter as big as an egg ; when it is melted, stir to it a table-spoonful of fine flour, and about half a pint of the broth in which the Beef was boiled ; add a table-spoonful of Vinegar, the like quantity of Mushroom Catchup, or Port Wine, or both, and a tea-spoonful of made Mustard ; let it simmer together till it is as thick as you wish it, put in the Parsley and Pickles to get warm, and pour it over the Beef,—or rather send it up in a Sauce-tureen.

Obs.—If you think the above not sufficiently *piquante*, add to it some Capers, or a minced Eschalot, or one or two tea-spoonsful of Eschalot Wine (343),—or Essence of Anchovy,—or Basil (336),—Elder, or Tarragon (335), or Horseradish (340), or Burnet Vinegar ; or strew over the Meat Carrots and Turnips cut into dice,—minced Capers,—Walnuts,—Red Cabbage,—pickled Cucumbers,—or French Beans, &c.

BEEF GRAVY SAUCE,

OR BROWN SAUCE FOR RAGOUT, GAME, POULTRY, FISH, &c.

287. If you want Gravy immediately, (see 272, or 227). If you have time enough, furnish a thick and well-tinned stew-pan with a thin slice of fat Ham or Bacon, or an ounce of Butter, and a middling sized Onion ;—on this lay a pound of nice juicy Gravy Beef, (as the object in making Gravy is to extract the nutritious succulence of the Meat, it must be beaten to comminute the containing vessels, and scored to augment the surface to the action of the water), cover the Stew-pan, set it on a slow fire ; when the meat begins to brown, turn it about, and let it get slightly browned (but *take care it is not at all burnt*) : then pour in a pint and a half of boiling water, set the pan on the fire ;—when it boils,—carefully catch the scum,—and then put in a crust of Bread toasted brown (don't burn it)—a sprig of Winter Savoury, or Lemon Thyme and Parsley—a roll of thin-cut Lemon-Peel, a dozen berries of Allspice, and a dozen of Black Pepper ; cover the stew-pan close, let it *stew very gently* for about two hours, then strain it through a sieve into a basin.

If you wish to THICKEN it, set a clean stew-pan over a slow fire, with about an ounce of Butter in it ; when it is melted, dredge to

it (by degrees) as much flour as will dry it up, stirring them well together; when thoroughly mixed, pour in a little of the Gravy,—stir it well together, and add the remainder by degrees; set it over the fire, let it simmer gently for fifteen or twenty minutes longer, and skim off the fat, &c. as it rises; when it is about as thick as cream, squeeze it through a tamis or fine sieve,—and you will have a fine rich Brown Sauce, at a very moderate Expense, and without much trouble.

Obs.—If you wish to make it still more Relishing,—if it is for Poultry, you may pound the Liver with a bit of Butter, rub it through a sieve, and stir it into the Sauce when you put in the thickening.

For a RAGOUT or GAME, add at the same time a table-spoonful of Mushroom Catchup, or (293),* or (370), or a few drops of (366), the juice of half a Lemon, and a roll of the rind pared thin, a table-spoonful of Port or other wine (Claret is best), and a few grains of Cayenne Pepper;—or use double the quantity of Meat,—or add a bit of Glaze or Portable Soup (227) to it.

You may vary the flavour, by sometimes adding a little Basil, or Burnet Wine (336), or Tarragon Vinegar (335), or a wine-glass of Quintessence of Mushrooms (376).

See the MAGAZINE OF TASTE (390).

N.B. This is an excellent Gravy; and at a large Dinner, a pint of it should be placed at each end of the Table—you may make it equal to the most costly *Consommé* of the Parisian Kitchen.

Those families who are frequently in want of GRAVY, Sauces, &c. (without plenty of which no Cook can support the credit of her Kitchen), should keep a stock of PORTABLE SOUP OR GLAZE (see 227): this will make Gravy immediately.

GAME GRAVY.

288. (See *Obs.* to 287).

ORANGE GRAVY SAUCE,

FOR WILD DUCKS, WOODCOCKS, SNIPES, WIDGEON, AND TEAL, &c.

289. Set on a Sauce-pan with half a pint of Veal Gravy (187), add to it half a dozen leaves of Basil, a small Onion, and a roll of

* One of the "*les bons hommes de Bouche de France*" orders the following addition for *Game Gravy*: "For a pint, par-roast a Partridge or a Pigeon; cut off the meat of it, pound it in a mortar, and put it into the Stew-pan when you thicken the Sauce."—*We do not recommend either Soup or Sauce to be THICKENED*,—because it requires (to give it the same quickness on the Palate it had before it was thickened) double the quantity of *Piquante* materials,—which are thus smuggled down the Red Lane, without affording any amusement to the Mouth,—and at the risk of highly offending the Stomach.

Orange or Lemon Peel, and let it boil up for a few minutes, and strain it off. Put to the clear gravy the juice of a Seville Orange, or Lemon, half a tea-spoonful of Salt, the same of Pepper, and a glass of Red Wine; send it up hot. Eschalot and Cayenne may be added.

Obs.—This is an excellent Sauce for all kinds of Wild water-fowl.

The common way of gashing the breast, and squeezing in an Orange, cools and hardens the flesh, and compels every one to eat Duck that way; some people like Wild fowl very little done, and without any Sauce.

Gravies should always be sent up in a covered boat: they keep hot longer: and it leaves it to the choice of the Company to partake of them or not.

BONNE BOUCHE FOR GOOSE, DUCK, OR ROAST PORK.

290. Mix a tea-spoonful of made Mustard, a salt-spoonful of Salt, and a few grains of Cayenne, in a large wine-glassful of Claret or Port-wine;* pour it into the Goose by a slit in the apron just before serving up;† or, as all the Company may not like it, stir it into a quarter of a pint of thick melted Butter, or thickened Gravy, and send it up in a Boat. See also Sage and Onion Sauce, (267).

291. A FAVOURITE RELISH for Roast Pork, or Geese, &c. is, two ounces of leaves of Green Sage, an ounce of fresh Lemon-Peel pared thin, same of Salt, minced Eschalot, and half a drachm of Cayenne Pepper, ditto of Citric Acid, steeped for a fortnight in a pint of Claret; shake it up well every day; let it stand a day to settle, and decant the clear liquor,—bottle it, and cork it close,—a table-spoonful or more in a quarter pint of Gravy or melted Butter.

ROBERT SAUCE FOR ROAST PORK, OR GEESE, &c.

292. Put an ounce of Butter into a Pint Stew-pan: when it is melted, add to it half an ounce of Onion minced very fine; turn it with a wooden spoon till it takes a light brown colour; then stir in a table-spoonful of Flour, a table-spoonful of Mushroom Catchup (with or without the like quantity of Port wine), half a pint of Broth, or water, and a quarter of a tea-spoonful of Pepper, the same of Salt, give them a boil,—then add a tea-spoonful of Mustard, and

* To this some add a table-spoonful of Mushroom Catchup, (375), and instead of the salt-spoonful of Salt, a tea-spoonful of Essence of Anchovy, (371). If the above articles are rubbed together in a mortar, and put into a close-stopped bottle, they will keep for some time.

† Thus far the above is from Dr. HUNTER'S "*Culina*," who says it is a secret worth knowing:—we agree with him, and so tell it here; with a little addition, which we think renders it a still more gratifying communication.

the juice of half a Lemon, or one or two tea-spoonsful of Vinegar or Basil (336), or Tarragon (335), or Burnet Vinegar (339).

Obs.—The French call this “SAUCE ROBERT” (from the name of the cook who invented it), and are very fond of it with many things, which MARY SMITH, in the “*Complete Housekeeper*,” 8vo. 1772, p. 105, translates ROE-BOAT-SAUCE. See *Obs.* to (447).

TURTLE SAUCE.

293. Put into your Stew-pan a pint of Beef Gravy thickened (287); add to this some of the following *Essence of Turtle* (294), or a wine-glassful of Madeira, the juice and peel of half a Lemon, a few leaves of Basil,* an Eschalot quartered, a few grains of Cayenne pepper, or Curry powder, and a little Essence of Anchovy; let them simmer together for five minutes, and strain through a tamis:—you may introduce a dozen Turtle Forcemeat Balls. See Receipt (322), &c.

Obs.—This is the Sauce for boiled or hashed Calf’s head,—Stewed Veal,—or any dish you dress Turtle fashion.

The far-fetched and dear-bought Turtle owes its high rank on the list of savoury *Bonnes Bouches* to the relishing and *piquante* sauce that is made for it; without, it would be as insipid as any other fish is without Sauce. See *Obs.* to (411).

ESSENCE OF TURTLE.

294. Essence of Anchovy (371), one wine-glassful.

Eschalot Wine (343), one and a half ditto.

Basil Wine (396), four ditto.

Mushroom Catchup (375), two ditto.

Concrete Lemon Acid, one drachm, or some *Artificial Lemon-Juice* (350).

Lemon-Peel, *very thinly* pared, three quarters of an ounce.

Curry Powder (383), a quarter of an ounce.

Steep for a week to get the flavour of the Lemon-Peel, &c.

Obs.—This is very convenient to extemporaneously *Turtlefy* Soup, Sauce, or Potted Meats, Ragôuts, Savoury Patties, Pies, &c. &c.

WINE SAUCE FOR VENISON OR HARE.

295. A quarter of a pint of Claret or Port Wine, the same quantity of plain unflavoured Mutton Gravy (298), and a table-spoonful of Currant Jelly (632); let it just boil up, and send it to table in a sauce-boat.

* See Basil Wine, (336).

SHARP SAUCE FOR VENISON.

296. Put into a silver, or very clean and well-tinned sauce-pan, half a pint of the best white-wine vinegar, and a quarter of a pound of loaf-sugar pounded : set it over the fire, and let it simmer gently ; skim it carefully ; pour it through a tamis or fine sieve, and send it up in a basin.

Obs.—Some people like this better than the *Sweet Wine sauces*.

SWEET SAUCE FOR VENISON OR HARE.

297. Put some Currant-Jelly into a stew-pan ; when it is melted, pour it into a sauce-boat.

N.B.—Many send it to table without melting. To make *Currant-Jelly*, see (629, 631), &c.

This is a more salubrious relish than either Spice or Salt, and when the Palate protests against animal food unless its flavour be masked.—Currant-Jelly is a good accompaniment to Roasted or Hashed Meats.

MUTTON GRAVY FOR VENISON OR HARE.

298. The best gravy for Venison is that made with the trimmings of the Joint : if this is all used, and you have no undressed Venison, cut a scrag of mutton in pieces ; broil it a little brown ; then put it into a clean stew-pan, with a quart of boiling water ; cover it close, and let it simmer gently for an hour : now uncover the stew-pan, and let it reduce to three quarters of a pint ; pour it through a hair-sieve ; take the fat off, and send it up in a boat.—It is only to be seasoned with a little salt, that it may not overpower the natural flavour of the meat. You may colour it with a very little of (283).

N.B. Some prefer the unseasoned Beef Gravy, (183), which you may make in five minutes with (227).

THE QUEEN'S GRAVY OF MUTTON, as made by her Majesty's "*Escuyer de Cuisine*," Monsieur La Montagne :—"Roast a juicy leg of Mutton three quarters ; then gash it in several places, and press out the juice by a screw-press."—From SIR KENELM DIGBY'S *Cookery*, 18mo. London, 1669.

CURRY SAUCE,

299. Is made by stirring a sufficient quantity of Curry stuff, (see 383) into gravy or melted butter, or onion sauce, (264, 265), or onion gravy (266).

The compositions of Curry Powder, and the Palates of those who eat it, vary so much, that we cannot recommend any specific

quantity. The Cook must add it by degrees, tasting as she proceeds, and *take care not to put in too much.*

Obs.—The Curry Powder (383) approximates more nearly to the best Indian Curry stuff, and is an agreeable and well-blended mixture of this class of aromatics.

N.B. To dress CURRIES, see (415).

ESSENCE OF HAM.

300. ESSENCE OF HAM and of BEEF, may be purchased at the Eating-houses which cut up those joints,—the former for half a crown or three shillings a Quart: it is therefore a most Economical relish for Made-Dishes, and to give *piquance* to Sauces, &c.

GRILL SAUCE.

301. To half a pint of Gravy (287), add an ounce of fresh Butter, and a table-spoonful of Flour, previously well rubbed together, the same of Mushroom or Walnut Catchup,—two tea-spoonsful of Lemon-juice, one of made Mustard, one of minced Capers, half a one of black Pepper, a quarter of a rind of a Lemon, grated very thin, a tea-spoonful of Essence of Anchovies, and a little Eschalot wine (343), or a very small piece of Minced Eschalot, and a little Chili Vinegar (347), or few grains of Cayenne; simmer together for a few minutes, and pour a little of it over the Grill, and send up the rest in a sauce-tureen. For Anchovy toasts, (573, or 457).

SAUCE A LA TARTARE.

302. Pound in a mortar three hard yolks of Eggs; put them into a Basin, and add half a table-spoonful of Made Mustard, and a little Pepper and Salt; pour to it by degrees, stirring it fast all the while, about two wine-glassesful of salad oil,—stir it together till it comes to a good thickness.

N.B. A little Tarragon or Chervil minced very finely, and a little Vinegar, may be added; or some of the ingredients enumerated in (313).

Obs.—This from the French Artist who wrote the Receipt for dressing a Turtle.

Mem.—These are *piquante* relishes for Anchovy toasts (561, or 457); for BROILED DEVILS, &c. “*Véritable Sauce d’Enfer*,” see (457); and a refreshing excitement for those idle palates, who are as incessantly mumbling out “*piquante, piquante*,” as Parrots do “*1 retty Poll, Pretty Poll*.”

“For palates grown callous almost to disease,
Who peppers the highest is surest to please.”

GOLDSMITH.

SAUCE FOR STEAKS, OR CHOPS, CUTLETS, &c.

303. Take your Chops out of the Frying-pan;—for a pound of meat keep a table-spoonful of the Fat in the Pan, or put in about an ounce of Butter,—put to it as much flour as will make it a paste; rub it well together over the fire till they are a little brown,—then add as much boiling water as will reduce it to the thickness of good cream and a table-spoonful of Mushroom or Walnut Catchup, or Pickle, or Browning (283); let it boil together a few minutes, and pour it through a sieve to the Steaks, &c.

Obs.—To the above is sometimes added a sliced Onion, or a minced Eschalot, with a table-spoonful of Port wine, or a little Eschalot wine (343, 367, or 134). Garnish with finely scraped Horseradish, or pickled Walnuts, Gherkins, &c. Some *Beef Eaters* like chopped Eschalots in one Saucer, and Horseradish grated in Vinegar, in another. Broiled Mushrooms are favourite relishes to Beef-Steaks.

SAUCE PIQUANTE FOR COLD MEAT, GAME, POULTRY, FISH, &c. OR SALADS.

304. See also (313), and Cucumber Vinegar (339 and 382).

Pound in a mortar the yolks of two eggs that have been boiled hard (549), with a mustard-spoonful of made mustard, and a little pepper and salt; add two table-spoonsful of Salad Oil; mix well, and then add three table-spoonsful of Vinegar; rub it up well till it is quite smooth, and pass it through a tamis or sieve.

Obs.—To the above, some add an Anchovy, or a table-spoonful of Mushroom Catchup, or Walnut Pickle, some finely chopped Parsley,—some grated Horseradish,—or young Onions minced, or Burnet (339), Horseradish (340, or 343), or Tarragon, or Elder Vinegar (335), &c., and Cayenne or minced Pickles, Capers, &c. This is a *piquante* relish for Lobsters, Crabs, Cold fish, &c.

SAUCE FOR HASHES OF MUTTON OR BEEF.

305. See also (400), and TO MAKE PLAIN HASH (401).

Unless you are quite sure you perfectly understand the Palate of those you are working for,—*shew those who are to eat the Hash this Receipt, and beg of them to direct you how they wish it seasoned.*

Half the number of the ingredients enumerated will be more than enough,—but as it is a Receipt so often wanted we have given variety. See also (401).

To prepare the Meat, see (399).

Chop the bones and fragments of the joint, &c., and put them into a stew-pan, and cover them with boiling water, six berries of Black Pepper, the same of Allspice, a small bundle of Parsley, half

a head of Celery cut in pieces, and a small sprig of Savoury, or Lemon-thyme, or sweet Marjoram; cover up, and let it simmer gently for half an hour.

Slice half an ounce of Onion, and put it into a stew-pan with an ounce of Butter, fry it over a sharp fire for about a couple of minutes, till it takes a little colour; then stir in as much Flour as will make it a stiff paste, and by degrees mix with it the gravy you have made from the bones, &c.: let it boil very gently for about a quarter of an hour, till it is the consistence of cream, strain it through a tamis or sieve into a basin; put it back into the stew-pan; SEASON IT with a few pickled Onions,—or Walnuts,—or a couple of Gherkins,—and a table-spoonful of Mushroom Catchup,—or Walnut or other Pickled Liquor,—or some Capers, and Caper Liquor,—or a table-spoonful of Ale,—or a little Eschalot, or Tarragon Vinegar; *cover the bottom of the dish with Sippets of Bread* (that they may become savoury reservoirs of Gravy), which some toast and cut into triangles. You may garnish it with fried Bread Sippets (279).

N.B. TO HASH MEAT IN PERFECTION,—it should be laid in this Gravy only just long enough to get properly warm through.

Obs.—If any of the gravy that was sent up with, or ran from the joint when it was roasted, be left, it will be a great improvement to the Hash.

If you wish to make MOCK VENISON,—instead of the Onion, put in two or three Cloves, a table-spoonful of Currant-Jelly, and the same quantity of Claret or Port Wine, instead of the Catchup.

You may make a CURRY HASH by adding some of (383).

N.B. A pint of (287) is an excellent Gravy to warm up either Meat or Poultry.

SAUCE FOR HASHED OR MINCED VEAL.

306. See (429). Take the bones of cold roast or boiled Veal, dredge them well with flour, and put them into a stew-pan, with a pint and a half of broth or water, a small Onion, a little grated or finely minced Lemon-peel, or the peel of a quarter of a small Lemon, pared as thin as possible, half a tea-spoonful of salt, and a blade of pounded Mace;—to *Thicken* it, rub a table-spoonful of Flour into half an ounce of Butter; stir it into the broth, and set it on the fire, and let it boil very gently for about half an hour, strain through a tamis or sieve, and it is ready to put to the veal to warm up, which is to be done by placing the stew-pan by the side of the fire. Squeeze in half a lemon, and cover the bottom of the dish with toasted bread sippets cut into triangles, and garnish the dish with slices of Ham or Bacon. See (443 and 444).

BECHAMEL, BY ENGLISH COOKS COMMONLY CALLED
WHITE SAUCE.

307. Cut in square pieces, half an inch thick, two pounds of lean Veal, half a pound of lean Ham, melt in a stew-pan two ounces of Butter; when melted let the whole simmer until it is ready to catch at the bottom (it requires great attention, as if it happen to catch at the bottom of the stew-pan, it will spoil the look of your *Sauce*), then add to it three table-spoonsful of flour; when well mixed, add to it three pints of broth or water, pour a little at a time, that the thickening be smooth, stir it until it boil, put the stew-pan on the corner of the stove to boil gently for two hours, season it with four cloves, one onion, twelve pepper-corns, a blade of mace, a few mushrooms, and a fagot made of parsley, a sprig of thyme, and a bay-leaf. Let the Sauce reduce to a quart, skim the fat off, and strain it through a tamis-cloth.

To make a BECHAMEL SAUCE, add to a quart of the above, a pint of good cream, stir it until it is reduced to a good thickness; a few mushrooms give a good flavour to that Sauce; strain it through a tamis-cloth.

Obs.—The above was given us by a French Artist.

A MORE ECONOMICAL METHOD OF MAKING A PINT OF
WHITE SAUCE.

308. Put equal parts of broth and milk into a stew-pan with an onion and a blade of mace, set it on the fire to boil ten minutes, have ready and rub together on a plate an ounce of Flour and Butter, put it into the stew-pan, stir it well till it boils up, then stand it near the fire or stove, stirring it every now and then till it becomes quite smooth, then strain it through a sieve into a basin, put it back into the stew-pan, season it with salt and the juice of a small lemon, beat up the yolks of two Eggs well with about three table-spoonsful of milk, strain it through a sieve into your Sauce, stir it well and keep it near the fire, but be sure and do not let it boil, for it will curdle.

Obs.—A convenient veil for boiled Fowls, &c. whose complexions are not inviting.

Mem.—With the assistance of the Magazine of Taste (390) you may give this Sauce a variety of flavours.

Obs.—BECHAMEL implies a thick white Sauce, approaching to a batter,—and takes its name from a wealthy French Marquess, *maître d'hôtel de Louis XIV.*, and famous for his patronage of “*les Officiers de Bouche*,”—who have immortalised him, by calling by his name this delicate composition.

Most of the French Sauces take their name from the person whose palate they first pleased, as "*à la Maintenon*;" or from some famous Cook who invented them, as "*Sauce Robert*," "*à la Montieur*," &c.

We have in the English kitchen, our "ARGYLL" for Gravy, and the little "SANDWICH," "*monumentum ære perennius*."

"And thus MONTEITH
Has, by one vessel, saved his Name from Death."
KING'S *Art of Cookery*.

POIVRADE SAUCE.

309. This, as its title tells us, is a Sauce of French extraction. The following receipt is from "*La Cuisinière Bourgeoise*," page 351.

"Put a bit of butter as big as an egg into a stew-pan with two or three (bits) of onion, carrot, and turnip, cut in slices, two eschalots, two cloves, a bay-leaf, thyme, and basil; keep turning them in the pan till they get a little colour,—shake in some flour, and add a glass of red Wine, a glass of water, a spoonful of Vinegar, and a little Pepper and Salt, boil half an hour, skim and strain it."

MUSTARD IN A MINUTE.

310. Mix very gradually, and rub together in a mortar, an ounce of flour of Mustard, with three table-spoonsful of Milk (cream is better), half a tea-spoonful of Salt, and the same of sugar, rub them well together till quite smooth.

Obs.—Mustard made in this manner is not at all bitter, and is therefore instantly ready for the table.

N.B. It has been said that Flour of Mustard is sometimes adulterated with common flour, &c. &c.

The MUSTARD sold at APOTHECARIES' HALL is excellent, where may also be had all sorts of PEPPERS, SPICES, &c. of the best quality and very finely powdered.

MUSTARD.

311. Mix (by degrees, by rubbing together in a mortar) the best Durham flour of Mustard, with vinegar—white wine—or cold water, in which scraped Horseradish has been boiled; *rub it well together for at least Ten minutes, till it is perfectly smooth*; it will keep in a stone jar closely stopped, for a fortnight;—*only put as much into the Mustard-pot as will be used in a day or two*.

THE READY-MADE MUSTARD prepared at the oil-shops is mixed with about one-fourth part salt: this is done to preserve it, if it is

to be kept long ; otherwise, by all means omit it.—The best way of eating Salt is in substance.

*** See also Recipe (369).*

Obs.—MUSTARD is the best of all the stimulants that are employed to give energy to the Digestive organs.—It was in high favour with our Forefathers ; in the *Northumberland Household Book* for 1512, page 18, is an order for an annual supply of 160 gallons of Mustard.

Some opulent Epicures mix it with Sherry or Madeira wine, or distilled or flavoured Vinegar, instead of Horseradish water.

The French flavour their Mustard with Champagne and other Wines,—or with *Vinegar* flavoured with Capers,—Anchovies,—Tarragon,—Elder,—Basil,—Burnet,—Garlic,—Eschalot,—or Celery,—see (334 to 343) :—warming it with Cayenne, or the various Spices ;—Sweet,—Savoury,—fine Herbs,—Truffles,—Catchup, &c. &c. and seem to consider Mustard merely as a vehicle of flavours.

N.B. In MONS. MAILLE ET ACLOCQUE's catalogue of Parisian "*Bons Bons*," there is a list of twenty-eight differently flavoured Mustards.

SALT.

312. Is ("*aliorum condimentorum Condimentum*," as Plutarch calls it), Sauce for Sauce.

Common Salt is more relishing than *Basket Salt* ;—it should be prepared for the Table by drying it in a Dutch oven before the fire ; then put it on a clean paper, and roll it with a rolling-pin ;—if you pound it in a Mortar till it is quite fine, it will look as well as *Basket Salt*. MALDEN SALT is still more piquante.

*** Select for Table use the Lumps of Salt.*

Obs.—Your Salt-Box must have a close cover, and be kept in a dry place.

SALAD MIXTURE.

313. See also (137 and 382). Endeavour to have your Salad Herbs as fresh as possible ; if you suspect they are not "*morning gathered*," they will be much refreshed by lying an hour or two in spring-water ; then carefully wash and pick them, and trim off all the worm-eaten, slimy, cankered, dry leaves ; and, after washing, let them remain a while in the colander to drain ; lastly, swing them gently in a clean napkin ;—when properly picked and cut, arrange them in the Salad Dish,—mix the Sauce in a Soup plate, and put it into an Ingredient Bottle,* or pour it down the side of the Salad Dish,—and don't stir it up till the mouths are ready for it.

* These are sold at the Glass-shops under the name of INCORPORATORS,—we recommend the sauce to be mixed in these, and the Company can then take it or leave it, as they like.

If the Herbs be young,—fresh gathered,—trimmed neatly, and drained dry,—and the Sauce-maker ponders patiently over the following directions,—he cannot fail obtaining the fame of being a very accomplished Salad-dresser.

Boil a couple of Eggs for twelve minutes, and put them in a basin of cold water for a few minutes,—*the Yolks must be quite cold and hard, or they will not incorporate with the ingredients.* Rub them through a sieve with a wooden spoon, and mix them with a table-spoonful of Water, or fine double Cream, then add two table-spoonsful of Oil or melted Butter; when these are well mixed, add, by degrees, a tea-spoonful of Salt, or powdered lump Sugar, and the same of made Mustard; when these are smoothly united, add very gradually three table-spoonsful of Vinegar, rub it with the other ingredients till thoroughly incorporated with them; cut up the white of the egg, and garnish the top of the salad with it. Let the sauce remain at the bottom of the Bowl, and do not stir up the Salad till it is to be eaten;—we recommend the eaters to be mindful of the duty of mastication,—without the due performance of which, all undressed Vegetables are troublesome company for the principal viscera, and some are even dangerously indigestible.

BOILED SALAD.

314. This is best compounded of boiled or baked Onions (if Portugal the better), some baked Beet-root, Cauliflower, or Broccoli, and boiled Celery and French Beans, or any of these articles, with the common Salad dressing; added to this, to give it an enticing appearance, and to give some of the crispness and freshness so pleasant in salad, a small quantity of raw Endive, or Lettuce and Chervil, or Burnet, strewed on the top: this is by far more wholesome than the Raw Salad, and is much eaten when put on the table.

N.B.—The above Sauce is equally good with cold Meat,—cold Fish,—or for Cucumbers,—Celery,—Radishes, &c., (and all the other Vegetables that are sent to table undressed): to the above a little minced Onion is generally an acceptable addition.

Obs.—Salad is a very compound dish with our neighbours the French, who always add to the mixture above, Black Pepper, and sometimes Savoury Spice.

The Italians mince the white meat of Chickens into this sauce.

The Dutch, cold boiled Turbot, or Lobster; or add to it a spoonful of grated Parmesan or old Cheshire cheese, or mince very fine a little Tarragon,—or Chervil,—Burnet,—or young Onion,—Celery,—or pickled Gherkins, &c.

JOAN CROMWELL'S *Grand Salad* was composed of equal parts of

Almonds, Raisins, Capers, Pickled Cucumbers, Shrimps, and boiled Turnips.

This mixture is sometimes made with cream, oiled butter, (see 233), or some good Jelly of meat (which many prefer to the finest Florence oil), and flavoured with Salad Mixture (382), Basil (336), or Cress or Celery Vinegar (337), Horseradish Vinegar (340), Cucumber Vinegar (339), and *Obs.* to (460) of the Appendix, Tarragon, or Elder Vinegar; essence of Celery (353), Walnut or Lemon Pickle, or a slice of Lemon cut into dice, essence of Anchovy (371).

FORCEMEAT STUFFINGS.

315. Forcemeat is now considered an indispensable accompaniment to most Made Dishes, and when composed with good taste, gives additional spirit and relish to even that "Sovereign of Savouriness," Turtle Soup.

It is also sent up in Patties, and for stuffing of Veal, Game, Poultry, &c.

The ingredients should be so proportioned, that no one flavour predominates.

To give the same stuffing for Veal, Hare, &c. argues a poverty of Invention; with a little contrivance, you may make as great a variety as you have Dishes.

I have given Receipts for some of the most favourite compositions, and a Table of Materials, a glance at which will enable the ingenious Cook to make an infinite variety of combinations,—first the Spirit, and then the Substances.

The *poignancy* of *Forcemeat* should be proportioned to the savouriness of the viands, to which it is intended to give an additional Zest. Some dishes require a very delicately flavoured forcemeat,—for others, it must be full and high-seasoned. What would be *piquante* in a Turkey,—would be *insipid* with Turtle.

Tastes are so different,—and the praise the Cook receives will depend so much on her pleasing the palate of those she works for, that all her sagacity must be on the alert, to produce the flavours to which her employers are partial.

Most people have an acquired and peculiar taste in stuffings, &c., and what exactly pleases one, seldom is precisely what another considers the most agreeable: and after all the contrivance of a pains-taking palatician, to combine her "*hauts goûts*" in the most proportions,

"The very dish one likes the best,
Is acid, or insipid, to the rest."

Custom is all in all in matters of Taste,—it is not that one per-

son is naturally fond of this or that, and another naturally averse to it ; but that one is used to it, and another is not.

The consistency of Forcemeats is rather a difficult thing to manage ; they are almost always either too light or too heavy.

Take care to *pound it till perfectly smooth, and that all the ingredients are thoroughly incorporated.*

Forcemeat balls must not be larger than a small Nutmeg—if they are for *Brown Sauce*, flour them and fry them ;—if for *White*, put them into boiling water, and boil them for three minutes ; the latter are by far the most delicate.

N.B.—If not of sufficient stiffness, it falls to pieces, and makes Soup, &c. grouty and very unsightly.

SWEETBREADS and TONGUES are the favourite materials for force-meats.

MATERIALS USED FOR FORCEMEAT, STUFFINGS, &c.

(316.)

SPIRIT.

Common Thyme.	} <i>Fresh and green, or in dried Powder.</i>
Lemon-Thyme.	
Orange-Thyme.	
Sweet Marjoram.	
Summer and	
Winter Savoury.	
Sage.	
Tarragon (335).	
Chervil.	
Burnet (339),	
Basil (336).	
Bay-leaf.	
Truffles and	
Morrells.	

Mushroom Powder (375).
Leeks.
Onions.
Eschalot (343).
Garlic.
Lemon-peel (see 349, 350, 351).
Shrimps (174).
Prawns.
Crabs.
Lobsters (175 and 177).
Oysters.
Anchovy (371).
Dressed TONGUE (see N.B. to 315).
Ham.
Bacon.

Black or White Pepper.
Allspice.
Mace.
Cinnamon.
Ginger.
Nutmegs.
Cloves.
Capers and Pickles (minced or
pounded).
Savoury Powder (338).
Soup Herb Powder (337).
Curry Powder (333).
Cayenne (345).
Zest (229).

SUBSTANCES.

Flour.
Crumbs of Bread.
Parsley. See N.B. to (234).
Spinage.
Boiled Onion.
Mashed Potatoes (102).
Yolks of Hard Eggs (549).
Mutton.
Beef.
Veal Suet,* or Marrow.
Calf's Udder or Brains.
Parboiled SWEETBREAD.
Veal, minced and pounded, and
Potted Meats, &c. (419).

For *Liquids*, you have Meat Gravy, Lemon-juice, Syrup of Lemons (330 and 331), Essence of Anchovy (see 371), the various

* If you have no Suet, the best substitute for it is about one-third part the quantity of *Butter*.

Vegetable Essences (see 349), and Mushroom Catchup (375), and the whites and yolks of Eggs,—Wines,—and the Essence of Spices.

STUFFING FOR VEAL, ROAST TURKEY, FOWL, &c.

317. Mince a quarter of a pound of Beef Suet (Beef Marrow is better), the same weight of Bread-Crums, two drachms of Parsley-leaves, a drachm and a half of sweet Marjoram (or Lemon-thyme), and the same of grated Lemon-peel and Onion chopped as fine as possible, a little Pepper and Salt : pound thoroughly together with the yolk and white of two Eggs, and secure it in the Veal with a skewer, or sew it in with a bit of thread.

Make some of it into Balls or Sausages ; flour them, and boil or fry them, and send them up as a garnish, or in a side dish, with roast Poultry, Veal, or Cutlets, &c.

N.B. This is about the quantity for a TURKEY POULT : a very large Turkey will take nearly twice as much. To the above may be added an ounce of dressed Ham,—or use equal parts of the above Stuffing, and Pork Sausage Meat (86), *pounded well together*.

Obs.—*Good Stuffing* has always been considered a *chef-d'œuvre* in Cookery ; it has given immortality to

“ Poor Roger Fowler, who 'd a generous mind,
Nor would submit to have his hand confin'd,
But aimed at all,—yet never could excel
In any thing but *stuffing* of his Veal.”

KING'S *Art of Cookery*, p. 113.

VEAL FORCEMEAT.

318. Of undressed lean Veal (after you have scraped it quite fine, and free from skin and sinews), two ounces, the same quantity of (Beef or Veal) Suet, and the same of Bread-Crums ; chop fine two drachms of Parsley, one of Lemon-peel, one of Sweet Herbs, one of Onion, and half a drachm of Mace, or Allspice (beaten to fine powder) ; pound all together in a mortar ; break into it the yolk and white of an Egg ;—rub it all well up together, and season it with a little pepper and salt.

Obs.—This may be made more savoury by the addition of cold boiled pickled Tongue, Anchovy, Eschalot, Cayenne, or Curry powder, &c.

STUFFING FOR TURKEYS OR FOWLS, &c.

319. Take the foregoing composition for the roast Turkey,—or add the soft part of a dozen Oysters to it,—an Anchovy,—or a little grated Ham, or Tongue, if you like it, is still more relishing. Fill the craw of the Fowl, &c. ; but do not cram it so as to disfigure its shape.

Pork Sausage Meat is sometimes used to stuff Turkeys and Fowls, —or fried, and sent up as a Garnish.

GOOSE OR DUCK STUFFING.

320. Chop very fine about two ounces of Onion, of *green* Sage-leaves about an ounce (both unboiled), four ounces of Bread-Crums, a bit of butter about as big as a walnut, &c., the yolk and white of an Egg, and a little pepper and salt; some add to this a minced Apple.

For another, see *Roasted Goose and Duck* (59 and 61), which latter we like as Force-meat Balls for Mock Turtle; then add a little Lemon-peel, and warm it with Cayenne.

STUFFING FOR HARE.

321. Two ounces of Beef Suet chopped fine,—three ounces of fine Bread-Crums,—Parsley, a drachm,—Eschalot, half a drachm,—a drachm of Marjoram, Lemon-Thyme, or Winter Savoury,—a drachm of grated Lemon-peel,—and the same of Pepper and Salt;—mix these with the white and yolk of an Egg,—do not make it thin,—it must be of cohesive consistence,—if your Stuffing is not stiff enough, it will be good for nothing,—put it in the hare, and sew it up.

**** If the Liver is quite sound, you may parboil it, and mince it very fine, and add it to the above.*

FORCEMEAT BALLS

FOR TURTLE, MOCK TURTLE, OR MADE DISHES.

322. See also (318). Pound some Veal in a marble mortar, rub it through a sieve with as much of the udder as you have Veal, or about a third of the quantity of Butter:—put some Bread-Crums into a stew-pan, moisten them with milk, add a little chopped Parsley and Eschalot, rub them well together in a mortar, till they form a smooth paste; put it through a sieve, and when cold, pound, and mix all together, with the yolks of three Eggs boiled hard; season it with salt, pepper, and Curry powder, or Cayenne, add to it the yolks of two raw Eggs, rub it well together, and make small balls; ten minutes before your Soup is ready, put them in.

EGG BALLS.

323. Boil four Eggs for ten minutes, and put them into cold water,—when they are quite cold, put the yolks into a mortar with the yolk of a raw egg, a tea-spoonful of flour, some of chopped parsley, as much salt as will lie on a shilling, and a little black pepper,

or Cayenne ; rub them well together, roll them into small Balls (as they swell in boiling)—boil them a couple of minutes.

BRAIN BALLS.

324. See (223), or beat up the brains of a Calf in the way we have above directed the Egg.

CURRY BALLS

FOR MOCK TURTLE, VEAL, POULTRY, MADE DISHES, &c.

325. Are made with Bread-crumbs, the yolk of an Egg boiled hard, and a bit of fresh Butter about half as big, beaten together in a mortar, and seasoned with Curry powder, see (383) ; make and prepare small Balls, as directed in (323).

FISH FORCEMEAT.

326. Take two ounces of either Turbot, Sole, Lobster, Shrimps, or Oysters, free from skin, put it in a mortar, with two ounces of fresh Butter, one ounce of Bread-crumbs, the yolk of two Eggs boiled hard, and a little Eschalot, grated Lemon-peel, and Parsley, minced very fine ; then pound it well till it is thoroughly mixed and quite smooth ; season it with salt and Cayenne to your taste, break in the yolk and white of one Egg, rub it well together, and it is ready for use. *Oysters* parboiled and minced fine, and an *Anchovy*, may be added.

ZEST BALLS.

327. See (229). Prepared in the same way as (323).

ORANGE OR LEMON-PEEL TO MIX WITH STUFFING.

328. Peel a Seville Orange, or Lemon, very thin, taking off only the fine *yellow* rind (without any of the *white*), pound it in a mortar with a bit of lump sugar, rub it well with the peel,—by degrees add a little of the forcemeat it is to be mixed with ; when it is well ground and blended with this, mix it with the whole : there is no other way of incorporating it so well.

Forcemeats, &c. are frequently spoiled by the insufficient mixing of the ingredients.

RASPBERRY VINEGAR.

329. The best way to make this, is to pour three pints of the best white wine Vinegar on a pint and a half of fresh-gathered Red Raspberries in a Stone Jar, or China bowl (*neither glazed earthenware, nor any metallic vessel, must be used*) ; the next day strain the liquor over a like quantity of fresh Raspberries : and the day fol-

lowing do the same. Then drain off the liquor without pressing, and pass it through a Jelly Bag (previously wetted with plain Vinegar) into a stone Jar, with a pound of pounded lump Sugar to each pint. When the Sugar is dissolved, stir it up, cover down the Jar, and set it in a sauce-pan of water, and keep it boiling for an hour, taking off the scum; add to each pint a glass of Brandy, and bottle it: mixed in about eight parts of water, it is a very refreshing and delightful Summer drink. An excellent cooling beverage to assuage thirst in ardent fevers, colds, and inflammatory complaints, &c. and is agreeable to most palates.

See (629).

N.B. We have not proved this Receipt.

SYRUP OF LEMONS.

330. The best Season for Lemons is from November to March. Put a pint of fresh Lemon-juice to a pound and three-quarters of lump Sugar; dissolve it by a gentle heat, skim it till the surface is quite clear,—add an ounce of thin-cut Lemon-peel; let them simmer (*very gently*) together for a few minutes, and run it through a flannel. When cold, bottle and cork it closely, and keep it in a cool place.

OR,

331. Dissolve a quarter of an ounce (*Avoirdupois*) of CITRIC, *i. e.* crystallised Lemon-acid, in a pint of Clarified Syrup (475), flavour it with the Peel, with (351), or dissolve the acid in equal parts of Simple Syrup (648), and Syrup of Lemon-peel, made as (333).

THE JUSTICE'S ORANGE SYRUP

FOR PUNCH OR PUDDINGS.

332. Squeeze the Oranges, and strain the juice from the pulp into a large pot; boil it up with a pound and a half of fine Sugar to each pint of juice, skim it well, let it stand till cold, and then bottle it, and cork it well.

Obs.—This makes a fine, soft, mellow-flavoured Punch; and, added to melted butter, is a good relish to Puddings.

SYRUP OF ORANGE OR LEMON-PEEL.

333. Of fresh outer rind of Seville orange or Lemon-peel, three ounces, apothecaries' weight; boiling water, a pint and a half; infuse them for a night in a close vessel; then strain the liquor; let it stand to settle; and having poured it off clear from the sediment, dissolve in it two pounds of double-refined loaf sugar, and make it into a syrup with a gentle heat.

Obs.—In making this syrup, if the sugar be dissolved in the infusion with as gentle a heat as possible, to prevent the exhalation of the volatile parts of the Peel, this syrup will possess a great share of the fine flavour of the orange, or lemon-peel.

VINEGAR FOR SALADS.

334. "Take of Tarragon,—Savoury,—Chives, Eschalots, three ounces each,—a handful of the tops of Mint and Balm,—all dry and pounded; put into a wide-mouthed Bottle, with a gallon of best Vinegar; cork it close, set it in the Sun, and in a fortnight strain off, and squeeze the herbs, let it stand a day to settle, and then strain it through a filtering Bag."—From PARMENTIER'S *Art de Faire les Vinaigres*, 8vo. 1805, p. 205.

TARRAGON VINEGAR.

335. This is a very agreeable addition to Soups, Salad Sauce (383), and to mix Mustard (311). Fill a wide-mouthed bottle with fresh-gathered Tarragon-leaves, *i. e.* between Midsummer and Michaelmas (which should be gathered on a dry day, just before it flowers), and pick the leaves off the stalks, and dry them a little before the fire; cover them with the best Vinegar, let them steep fourteen days, then strain through a flannel Jelly Bag till it is fine, then pour it into half-pint bottles: cork them carefully, and keep them in a dry place.

Obs.—You may prepare Elder-flowers and Herbs in the same manner; *Elder* and *Tarragon* are those in most general use in this country.

Our neighbours, the French, prepare Vinegars flavoured with Celery,—Cucumbers,—Capsicums,—Garlic,—Eschalot,—Onion,—Capers,—Chervil,—Cress-seed,—Burnet,—Truffles,—Seville Orange-Peel,—Ginger, &c.; in short, they impregnate them with almost every Herb,—Fruit,—Flour,—and Spice separately, and in innumerable combinations.

Messrs. MAILLE et ACLOCQUE, *Vinaigriers à Paris*, sell sixty-five sorts of variously flavoured VINEGAR, and twenty-eight different sorts of MUSTARD.

BASIL VINEGAR OR WINE.

336. Sweet Basil is in full perfection about the middle of August. Fill a wide-mouthed bottle with the *fresh green leaves* of Basil (these give much finer and more flavour than the dried), and cover them with Vinegar or Wine,—and let them steep for ten days; if

you wish a very strong Essence, strain the liquor, put it on some fresh leaves, and let them steep fourteen days more.

Obs.—This is a very agreeable addition to Sauces,—Soups,—and to the mixture usually made for Salads, see (313 and 382).

It is a secret the makers of MOCK TURTLE may thank us for telling ; a table-spoonful put in when the Soup is finished will impregnate a tureen of Soup with the Basil and Acid flavours, at very small cost, when fresh Basil and Lemons are extravagantly dear.

The flavour of the other SWEET and SAVOURY HERBS, CELERY, &c., may be procured, and preserved in the same manner (see 353, or 362), by infusing them in wine or vinegar.

CRESS VINEGAR.

337. Dry and pound half an ounce of *Cress-Seed* (such as is sown in the garden with Mustard), pour upon it a quart of the best Vinegar, let it steep ten days, shaking it up every day.

Obs.—This is very strongly flavoured with Cress,—and for Salads, and Cold Meats, &c. it is a great favourite with many ;—*the Quart of Sauce costs only a Half-penny more than the Vinegar.*

CELERY Vinegar is made in the same manner.

The Crystal Vinegar (350), which is, we believe, *the Pyroligneous Acid*, is the best for receiving flavours,—having scarcely any of its own.

GREEN MINT VINEGAR.

338. Is made precisely in the same manner, and with the same proportions as in (336).

Obs.—In the early season of Housed Lamb, Green Mint is sometimes not to be got ; the above is then a welcome substitute.

BURNET OR CUCUMBER VINEGAR.

339. This is made in precisely the same manner as directed in (336). The flavour of Burnet resembles Cucumber so exactly, that when infused in Vinegar the nicest palate would pronounce it to be Cucumber.

Obs.—This is a very favourite relish with Cold Meat, Salads, &c. Burnet is in best season from Midsummer to Michaelmas.

HORSERADISH VINEGAR.

340. Horseradish is in highest perfection about November.

Pour a quart of best Vinegar on three ounces of scraped Horseradish, an ounce of minced Eschalot, and one drachm of Cayenne ; let it stand a week, and you will have an excellent relish for Cold Beef, Salads, &c. costing scarcely any thing.

N.B. A portion of Black Pepper and Mustard, Celery or Cress-seed, may be added to the above.

Obs.—Horseradish Powder (386).

GARLIC VINEGAR.

341. Garlic is ready for this purpose from Midsummer to Michaelmas.

Peel and chop two ounces of Garlic, pour on them a quart of white wine Vinegar, stop the jar close, and let it steep ten days, shaking it well every day : then pour off the clear liquor into small bottles.

Obs.—The Cook must be careful not to use too much of this ; a few drops of it will give a pint of Gravy a sufficient smack of the Garlic, the flavour of which, when slight and well blended, is one of the finest we have ;—when used in excess it is the most offensive.

The best way to use Garlic is to send up some of this Vinegar in a Cruet, and let the company flavour their own Sauce as they like.

N.B.—The most elegant preparation of the Onion Tribe is the ESCHALOT WINE, (343).

ESCHALOT VINEGAR,

342. Is made in the same manner, and the Cook should never be without one of these useful auxiliaries ; they cost scarcely any thing but the little trouble of making, and will save a great deal of trouble in flavouring Soups and Sauces with a taste of Onion.

N.B.—*Eschalots* are in high perfection during July, August, and September.

ESCHALOT WINE.

343. Peel, mince, and pound in a mortar, three ounces of Eschalots, and infuse them in a pint of Sherry for ten days,—then pour off the clear liquor on three ounces more Eschalots, and let the wine stand on them ten days longer.

Obs.—*This* is rather the most expensive, but *infinitely the most elegant preparation of* ESCHALOT, and imparts the Onion flavour to Soups and Sauces, for Chops, Steaks, or boiled Meats, Hashes, &c. more agreeably than any : it does not leave any unpleasant taste in the mouth, or to the breath, nor *repeat*, as almost all other preparations of Garlic, Onion,* &c. do.

* “ If Leekes you like, but do their smell dis-leeke,
Eat Onyons, and you shall not smell the Leeke ;
If you of Onyons would the scent expell,
Eat Garlicke, that shall drown the Onyons' smell.”

See page 59 of the *Philosopher's Banquet*, 16mo. London, 1633.

N.B.—An ounce of scraped Horseradish may be added to the above, and a little thin cut Lemon-Peel, or a few drops of (351).

CAMP VINEGAR.

344. Cayenne Pepper, one drachm, avoirdupois weight.

Soy, two table-spoonsful.

Walnut Catchup, four ditto.

Six Anchovies chopped.

A small clove of Garlic, minced fine.

Steep all for a month in a pint of the best Vinegar, frequently shaking the bottle: strain through a tamis, and keep it in small bottles corked as tightly as possible.

CAYENNE PEPPER.

345. *Mr. Accum* has informed the Public (see his book on *Adulterations*), that from some specimens that came direct to him from India, and others obtained from respectable Oil Shops in London, he has extracted *Lead*!

“*Foreign Cayenne Pepper* is an indiscriminate mixture of the powder of the dried pods of many species of *Capsicums*,—especially of the *Bird Pepper*, which is the hottest of all. As it comes to us from the West Indies, it changes the infusion of Turnsole to a beautiful Green, probably owing to the Salt which is always added to it, and the *Red Oxide of Lead*, with which it is said to be adulterated.”
—DUNCAN’S *New Edinburgh Dispensary*, 1819, Article *Capsicum*, p. 81.

The Indian Cayenne is prepared in a very careless manner, and often looks as if the pods had lain till they were decayed before they were dried:—this accounts for the dirty brown appearance it commonly has. If properly dried as soon as gathered, it will be of a clear red colour: to give it the complexion of that made with good fresh-gathered *Capsicums* or *Chilies*, some *Annatto*, or other Vegetable Red colouring matter, is pounded with it: this, *Mr. A.* assures us, is frequently adulterated with Indian Red; *i. e.* “*Red Lead*!”

When Cayenne is pounded, it is mixed with a considerable portion of Salt, to prevent its flying up and hurting the Eyes: this might be avoided by grinding it in a Mill, which may easily be made close enough, especially if it be passed through a second time, and then sifted through a fine drum-headed sieve, to produce as fine a powder as can be obtained by pounding; however, our English *Chilies* may be pounded in a deep mortar without any danger.

Capsicums and *Chilies* are ripe and red, and in finest condition during September and October: they may be purchased at the

Herb Shops in Covent-Garden—the former for about five, the latter for two shillings per hundred.

The flavour of the *Chilies* is very superior to that of the *Capsicums*, and will be good in proportion as they are dried as soon as possible, taking care they are not burnt.

Take away the stalks, and put the pods into a Colander ; set it before the Fire ; they will take full twelve hours to dry ; then put them into a mortar, with one fourth their weight of salt, and pound them, and rub them till they are as *fine as possible*, and put them into a well-stopped bottle.

N.B.—We advise those who are fond of Cayenne not to think it too much trouble to make it of English Chilies,—there is no other way of being sure it is genuine,—and they will obtain a pepper of much finer flavour, without half the heat of the Foreign.

A hundred large Chilies, costing only Two Shillings, will produce you about two ounces of Cayenne,—so it is as cheap as the commonest Cayenne.

Four hundred Chilies, when the stems were taken off, weighed half a pound ; and when dried produced a quarter of a pound of Cayenne Pepper.

ESSENCE OF CAYENNE.

346. Put half an ounce of Cayenne Pepper (404) into half a pint of Brandy or Wine ; let it steep for a fortnight, and then pour off the clear liquor.

This is nearly equal to fresh Chili juice.

Obs—This or the Chili Vinegar (347), is extremely convenient for the *extempore* seasoning and finishing of Soups, Sauces, &c., its *flavour being instantly and equally diffused*. Cayenne Pepper varies so much in strength, that it is impossible to season Soup any other way to the precise point of *piquance*.

CHILI VINEGAR.

347. This is commonly made with the Foreign *Bird Pepper* ; but you will obtain a much finer flavour from infusing fifty *fresh Red English Chilies* (cut in half, or pounded) in a pint of the best Vinegar for a fortnight, or a quarter of an ounce of *Cayenne Pepper*, (345).

Obs.—Many people cannot eat Fish without the addition of an Acid, and Cayenne Pepper : to such palates this will be an agreeable relish.

CHILI, OR CAYENNE WINE.

348. Pound and steep fifty fresh Red Chilies, or a quarter of an ounce of Cayenne Pepper, in half a pint of Brandy, White Wine, or Claret, for fourteen days.

Obs.—This is a “*Bonne Bouche*” for the lovers of Cayenne, of which it takes up a larger proportion of its flavour than of its fire; which being instantly diffused, it is a very useful auxiliary to warm and finish Soups and Sauces, &c.

ESSENCE OF LEMON-PEEL.

349. Wash and brush clean the Lemons;—let them get perfectly dry:—take a lump of Loaf Sugar, and rub them till all the yellow rind is taken up by the sugar;—scrape off the surface of the sugar into a preserving pot, and press it hard down; cover it very close, and it will keep for some time.

In the same way you may get the essence of Seville Orange-Peel.

Obs.—This method of procuring, and preserving the flavour of Lemon-peel, by making an *Oleo-Saccharum* is far superior to the common practice of paring off the rind, or grating it, and pounding, or mixing that with sugar:—by this process you obtain the whole of the fine, fragrant, essential Oil, in which is contained the flavour.

ARTIFICIAL LEMON-JUICE.

350. If you add a drachm of Lump Sugar, pounded, and six drops of (351), to three ounces of *Crystal Vinegar*, which is the name given to the Pyroligneous Vinegar, you will have an excellent substitute for Lemon-Juice—for Fish Sauces and Soups, and many other culinary purposes. The flavour of the Lemon may also be communicated to the Vinegar by infusing some Lemon-Peel in it.

N.B. The Pyroligneous Vinegar is perfectly free from all flavour, save that of the pure Acid,—therefore, it is a very valuable menstruum for receiving impregnations from various flavouring materials.

THE PYROLIGNEOUS ACID seems likely to produce quite a revolution in the process of curing Hams, Herrings, &c. &c.—See TILLOCH'S *Philosophical Magazine*, 1821, No. 173, p. 12.

QUINTESSENCE OF LEMON-PEEL.

351. Best oil of Lemon, one drachm,
Strongest rectified spirit, two ounces,
Introduced by degrees till the spirit kills, and completely mixes with the oil. This elegant preparation possesses all the delightful fragrance and flavour of the freshest Lemon-Peel.

Obs.—A few drops on the Sugar you make *Punch* with will instantly impregnate it with as much flavour as the troublesome and tedious method of grating the rind, or rubbing the Sugar on it.

It will be found a *superlative substitute for fresh Lemon-Peel* for every purpose that it is used for: Blanc Mange,—Jellies,—Cus-

tards,—Ice,—Negus,—Lemonade,—and Pies and Puddings,—Stuffings,—Soups,—Sauces,—Ragoûts, &c.

See also (333).

TINCTURE OF LEMON-PEEL.

352. A very easy and economical way of obtaining, and preserving the flavour of Lemon-Peel, is to fill a wide-mouthed pint bottle half full of Brandy, or proof spirit ; and when you use a Lemon, pare the rind off very thin, and put it into the Brandy, &c. :—in a fortnight it will impregnate the spirit with the flavour very strongly.

ESSENCE OF CELERY.

353. Brandy or proof spirit, a quarter of a pint.

Celery-seed bruised, half an ounce, Avoirdupois weight.

Let it steep for a fortnight.

Obs.—A few drops will immediately flavour a pint of Broth, and are an excellent addition to Pease, and other Soups, and the salad mixture of Oil, Vinegar, &c. (313).

N.B. To make Celery Sauce, see (255).

AROMATIC ESSENCE OF GINGER.

354. Three ounces of *fresh-grated** Ginger, and two ounces of thin-cut Lemon-Peel, into a quart of Brandy, or Proof Spirit (apothecaries' measure) ; let it stand for ten days, shaking it up each day.

Obs.—The proper title for this would be "*Tincture of Ginger*:" however, as it has obtained the name of "*Essence*," so let it be called.

N.B. If Ginger is taken to produce an immediate effect, to warm the Stomach, or dispel flatulence,—this is the best preparation.

ESSENCE OF ALLSPICE FOR MULLING OF WINE.

355. Oil of Pimento, a drachm, apothecaries' measure,

Strong Spirit of Wine, two ounces,

Mixed by degrees: a few drops will give the flavour of Allspice to a pint of Gravy,—or Mulled wine,—or to make a Bishop. Mulled wine made with Burgundy is called *Bishop* ; with old Rhenish wine, *Cardinal* ; and with Tokay, *Pope*.—RITTER'S *Weinlehrez*, p. 200.

TINCTURE† OF ALLSPICE.

356. Of Allspice bruised, three ounces, apothecaries' weight.

* The fragrant *aroma* of Ginger is so extremely volatile, that it evaporates almost as soon as it is *powdered*,—and the fine Lemon-peel *gout* flies off presently.

† Tinctures are much finer flavoured than Essences.

Brandy a quart.

Let it steep a fortnight, occasionally shaking it up; then pour off the clear liquor: it is a most grateful addition in all cases where Allspice is used, for making a Bishop, or to MULL WINE *Extempore*, or in Gravies, &c., or to flavour and preserve Potted Meats (419). See SIR HANS SLOANE'S *Obs. on Allspice*, p. 96.

TINCTURE OF NUTMEG,

357. Is made with the same proportions of Nutmeg and Brandy, as ordered for Allspice. See *Obs.* to (356).

ESSENCE OF CLOVE AND MACE.

358. Strongest Spirit of Wine, two ounces, apothecaries' measure. Oil of Nutmeg, or Clove, or Mace, a drachm, apothecaries' measure.

TINCTURE OF CLOVE.

359. Cloves bruised, three ounces, apothecaries' weight. Brandy, one quart.

Let it steep ten days: strain it through a flannel sieve.

Obs.—Excellent to flavour "BISHOP," or "*Mulled Wine*."

ESSENCE OF CINNAMON.

360. Strongest rectified Spirit of Wine, two ounces. Oil of Cinnamon, one drachm, apothecaries' measure.

TINCTURE OF CINNAMON.

361. This exhilarating Cordial is made by pouring a bottle of genuine Cognac,* on three ounces of Bruised Cinnamon—(Cassia will not do.)

This restorative was more in vogue formerly than it is now:—a tea-spoonful of it, and a lump of Sugar, in a glass of good Sherry or Madeira, with the yolk of an Egg beat up in it, was called "*Balsamum Vitæ*."

"*Cur moriatur homo, qui sumit de Cinnamomo?*"—Cinnamon is verie comfortable to the Stomacke, and the principall partes of the bodie."

"*Ventriculum, Jecur, Lienem, Cerebrum, Nervosque juvat et roborat.*"—"I reckon it a great treasure for a student to have by him in his closet, to take now and then a spoonful."—COGAN'S *Haven of Health*, 4to. 1584, p. 111.

Obs.—Two tea-spoonsful in a wine-glass of water, are a present and pleasant remedy in Nervous Languors, and in relaxations of the Bowels:—in the latter case, five drops of Laudanum may be added to each dose.

* The Editor strongly recommends his readers to Mr. George Newman, No. 12, Haymarket, Foreign Liqueur and Wine Merchant, whose Liqueurs, &c. are the best that can be purchased.

ESSENCE OF MARJORAM.

362. Strongest rectified Spirit, two ounces.
Oil of Origanum, one drachm, apothecaries' measure.

VEGETABLE ESSENCES.

363. The flavour of the various SWEET AND SAVOURY HERBS may be obtained by combining their *Essential Oils* with *Rectified Spirit of Wine*, in the proportion of one drachm of the former to two ounces of the latter, or by picking the leaves, and laying them for a couple of hours in a warm place to dry, and then filling a large-mouthed bottle with them, and pouring on them Wine, Brandy, Proof Spirit, or Vinegar, and letting them steep for fourteen days.

SOUP-HERB* SPIRIT.

364. Of Lemon Thyme,
Winter Savoury,
Sweet Marjoram,
Sweet Basil,—half an ounce of each.
Lemon-Peel grated, two drachms.
Eschalots, the same.
Celery-Seed, a drachm avoirdupois weight.

Prepare them as directed in (389); and infuse them in a pint of Brandy, or Proof Spirit for ten days: *they may also be infused in Wine or Vinegar*, but neither extract the flavour of the ingredients half so well as the spirit.

SPIRIT OF SAVOURY SPICE.

365. Black pepper, an ounce,—Allspice, half an ounce pounded fine.

Nutmeg grated, a quarter of an ounce, avoirdupois weight.

Infuse in a pint of Brandy, or Proof Spirit, for ten days:—or, infuse the ingredients enumerated in (384), in a quart of Brandy or Proof Spirit, for the like time.

SOUP-HERB AND SAVOURY SPICE SPIRIT.

366. Mix half a pint of Soup-herb spirit with a quarter of a pint of Spirit of Savoury spice.

OBS.—*These preparations are valuable auxiliaries to immediately heighten the flavour, and finish Soups, Sauces, Ragouts, &c., will save much time and trouble to the Cook, and keep for twenty years.*

* For the season, &c. when these Herbs, &c. come in perfection, and how to dry them, see (389).

RELISH FOR CHOPS, &c.

367. Pound fine an ounce of Black Pepper, and half an ounce of Allspice, with an ounce of Salt, and half an ounce of scraped Horse-radish, and the same of Eschalots, peeled and quartered; put these ingredients into a pint of Mushroom Catchup, or Walnut Pickle, and let them steep for a fortnight, and then strain it.

Obs.—A tea-spoonful or two of this is generally an acceptable addition, mixed with the Gravy usually sent up for Chops and Steaks (see 303); or added to thick melted butter.

FISH SAUCE.

368. Two wine-glasses of Port, and two of Walnut Pickle, four of Mushroom Catchup, half a dozen Anchovies pounded, the like number of Eschalots sliced and pounded, a table-spoonful of Soy, and half a drachm of Cayenne pepper; let them simmer gently for ten minutes; strain it, and, when cold, put it into bottles, well corked, and sealed over, it will keep for a considerable time,

Obs.—This is commonly called *Quin's Sauce*, and was given to me by a very sagacious Sauce-maker.

KEEPING MUSTARD.

369. Dissolve three ounces of Salt in a quart of boiling water, or rather Vinegar, and pour it hot upon two ounces of scraped Horse-radish; closely cover down the jar, and let it stand twenty-four hours:—strain, and mix it by degrees with the best Durham flour of mustard, beat well together till quite smooth, and of the proper thickness; put into a wide-mouthed bottle, and stop it closely. For the various ways to flavour Mustard, see 311.

SAUCE SUPERLATIVE.*

370. Claret, or Port Wine, and Mushroom Catchup (see 375), a pint of each.

Half a pint of Walnut or other pickle liquor.

Pounded Anchovies, four ounces.

Fresh Lemon-Peel, *pared very thin*, an ounce.

* We hope this title will not offend those who may quote against it the old Adage, "that Good Appetite is the best Sauce."—Allowing this to be generally true (which is a more candid confession than could be expected from a Cook), we dare say, the majority of our readers will vote with us, that there are many good things (Fish especially) that would be rather insipid,—without a little Sauce of another kind.

"Wherefore did Nature pour her bounties forth,
With such a full and unwithdrawing hand,
Covering the earth with odours, fruits, and flocks,
Thronging the seas with spawn innumerable;
But all to please and sate the curious taste?"

MILTON.

Peeled and sliced Eschalots, the same.

Scraped Horseradish, ditto.

Allspice, and

Black Pepper powdered, half an ounce each.

Cayenne, one drachm, or Curry-powder, three drachms.

Celery-seed bruised, a drachm. *All Avoirdupois weight.* Put these into a wide-mouthed bottle, stop it close, shake it up every day for a fortnight, and strain it (when some think it improved by the addition of a quarter of a pint of Soy, or thick Browning, see (283), and you will have a "DELICIOUS DOUBLE RELISH."

. *This composition is one of the "chefs d'œuvre" of many experiments I have made, for the purpose of enabling the good Housewives of Great Britain to prepare their own Sauces: it is equally agreeable with fish, game, poultry, or ragoûts, &c., and as a fair lady may make it herself, its relish will be not a little augmented,—by the certainty that all the ingredients are good and wholesome.*

Obs.—Under an infinity of circumstances a Cook may be in want of the substances necessary to make Sauce; the above composition of the several articles from which the various gravies derive their flavour, will be found a very admirable extemporaneous substitute. By mixing a large table-spoonful with a quarter of a pint of thickened melted butter, broth, or (227), five minutes will finish a boat of very relishing sauce, nearly equal to drawn gravy, and as likely to put your Lingual nerves into good humour as any thing I know.

To make a boat of Sauce for Poultry, &c. put a piece of butter about as big as an egg into a stew-pan, set it on the fire; when it is melted, put to it a table-spoonful of flour; stir it thoroughly together, and add to it two table-spoonsful of Sauce, and by degrees about half a pint of broth or boiling water, let it simmer gently over a slow fire for a few minutes, skim it, and strain it through a sieve, and it is ready.

QUINTESSENCE OF ANCHOVY.*

371. The goodness of this preparation depends almost entirely on having fine mellow Fish, that have been in pickle long enough (*i.e.* about twelve months) to dissolve easily,—yet are not at all rusty.

Choose those that are in the state they come over in, not such as have

* The invention of this favourite Fish Sauce is claimed by Mr. Thomas Young, see "*The Epicure*," Harding, London, 1815, page 12. He says, there still is a cabal between some of the makers of this sauce, which of them makes it best. Though they do not pretend to the invention, all of them denominate themselves the best makers. One is "*the real maker!!!*" another "*the superior!!!*" another "*the improved!!!*" another "*the original superior!!!*" with cautions to guard against the "*spurious makers.*"

been put into fresh Pickle, mixed with Red Paint,* which some add to improve the complexion of the Fish,—it has been said, that others have a trick of putting Anchovy liquor on pickled Sprats;† you will easily discover this by washing one of them, and tasting the flesh of it, which, in the fine Anchovy, is mellow, red, and high-flavoured, and the bone moist and oily. Make only as much as will soon be used, the fresher it is the better.

Put ten or twelve Anchovies into a mortar, and pound them to a pulp; put this into a very clean iron, or silver, or very well-tinned ‡ sauce-pan, then put a large table-spoonful of cold spring-water (we prefer good *vinegar*) into the mortar; shake it round, and pour it to the pounded anchovies; set them by the side of a slow fire, very frequently stirring them together till they are melted, which they will be in the course of five minutes. Now stir in a quarter of a drachm of good *Cayenne pepper* (345), and let it remain by the side of the fire for a few minutes longer; then, while it is warm, rub it through a hair-sieve, § with the back of a wooden spoon.

The Essence of Anchovy, which is prepared for THE COMMITTEE OF TASTE, is made with double the above quantity of water—as they are of opinion that it ought to be so thin as not to hang about the sides of the Bottle—when it does, the large surface of it is soon acted upon by the air, and becomes rancid and spoils all the rest of it.

A roll of thin-cut *Lemon-peel* infused with the Anchovy, imparts a fine, fresh, delicate, aromatic flavour, which is very grateful; this is only recommended when you make Sauce for immediate use,—it will keep much better without; if you wish to acidulate it, instead of water make it with artificial Lemon-juice (350), or add a little of *Coxwell's concrete acid* to it.

Obs.—The above is the proper way to perfectly dissolve Anchovy, || and to incorporate it with the water; which, if completely saturated, will continue suspended.

To prevent the separation of Essence of Anchovy, and give it the appearance of being fully saturated with Fish,—various other expedients have been tried, such as dissolving the fish in thin Water

* “Several samples which we examined of this Fish Sauce, have been found contaminated with Lead.”—See *ACCUM on Adulteration*, page 328.

† They may do very well for common palate; but to imitate the fine flavour of the Gorgona fish, so as to impose upon a well-educated *Gourmand*, still remains in the catalogue of the Sauce-maker's desiderata.

‡ The best vessel for this purpose is the pint *Bain-marie*, sold by Lloyd, Ironmonger, near Norfolk Street, Strand.

§ The Economist may take the thick remains that won't pass through the sieve, and pound it with some flour, and make ANCHOVY PASTE, or POWDER. See (372 and 373).

|| Epicure QUIN used to say, “Of all the Bans of Marriage I ever heard, none gave me half such pleasure as the union of delicate ANN-CHOVY with good JOHN-DORY.”

Gruel, or Barley Water, or thickening it with Mucilage, Flour, &c.,—when any of these things are added, it does not keep half so well as it does without them ; and to preserve it, they overload it with Cayenne Pepper.

MEM.—*You cannot make Essence of Anchovy half so cheap as you can buy it.*—Thirty prime Fish, weighing a pound and a quarter, and costing 4s. 6d. and two table-spoonsful of water, make me only half a pint of Essence,—you may commonly buy that quantity ready made for 2s., and we have seen an advertisement offering it for sale as low as 2s. 6d. per Quart.

It must be kept very closely stopped,—when you tap a bottle of Sauce, throw away the old perforated Cork, and put in a new taper velvet cork ; —if the air gets to it, the Fish takes the rust, and it is spoiled directly.*

Essence of Anchovy is sometimes coloured† with bole Armeniac, Venice red, &c. ; but all these additions deteriorate the flavour of the sauce, and the Palate and Stomach suffer for the gratification of the Eye, which, in culinary concerns, will never be indulged by the sagacious Gourmand at the expense of these two *primum mobiles* of his pursuits.

*** *Essence of Anchovy is sometimes made with Sherry or Madeira wine, or good Mushroom Catchup (375), instead of water. If you like the acid flavour add a little citric acid, or dissolve them in good Vinegar.*

N.B. This is infinitely the most convenient way of using Anchovy, as each guest may mix sauce for himself, and make it strong or weak, according to his own taste.

It is also much more Economical, as plain melted Butter (229) serves for other purposes at table.

ANCHOVY PASTE, OR LE BEURRE D'ANCHOIS.

372. Pound them in a mortar, then rub it through a fine sieve ; pot it ; cover it with clarified butter, and keep it in a cool place.

N.B. If you have *Essence of Anchovy*, you may make *Anchovy Paste Extempore*, by rubbing the Essence with as much Flour as will make a paste. *Mem.* This is merely mentioned as the means of making it immediately,—it will not keep.

Obs.—This is sometimes made stiffer and hotter by the addition of a little Flour of Mustard,—a pickled Walnut,—Spice (388),—Curry Powder (383), or Cayenne, and then becomes a rival to “*la véritable Sauce d'Enfer*” (457),—or *Pâté à la Diable* for Deviling

* “Rust in Anchovies, if I'm not mistaken,
Is as bad as Rust in Steel, or Rust in Bacon.”

YOUNG'S *Epicure*, page 14.

† If you are not contented with the natural colour, break some *Lobsters' Eggs* into it and you will not only heighten the Complexion of your Sauce, but improve its flavour. This is the only *Rouge* we can recommend, See Note to (249)

Biscuits (562),—Grills (457), &c. It is an excellent garnish for Fish put in pats round the edge of the dish, or will make Anchovy Toast (561), or Devil a Biscuit (562), &c. in high style.

ANCHOVY POWDER.

373. Pound the fish in a mortar, rub them through a sieve, and make them into a paste with dried flour, roll it into thin cakes, and dry them in a Dutch oven before a slow fire; pounded to a fine powder and put into a well-stopped bottle, it will keep for years; it is a very savoury relish, sprinkled on bread and butter for a sandwich, &c. See Oyster powder (247).

Obs.—To this may be added a small portion of Cayenne Pepper, grated Lemon-Peel, and Citric Acid.

WALNUT CATCHUP.

374. Take six half-sieves of green walnut-shells, put them into a tub, mix them up well with common salt, from two to three pounds, let them stand for six days frequently beating and mashing them: by this time the shells become soft and pulpy, then by banking it up on one side of the tub, and at the same time by raising the tub on that side, the liquor will drain clear off to the other; then take that liquor out: the mashing and banking-up may be repeated as often as liquor is found. The quantity will be about six quarts. When done, let it be simmered in an iron boiler as long as any scum arises; then bruise a quarter of a pound of ginger, a quarter of a pound of allspice, two ounces of long pepper, two ounces of cloves, with the above ingredients, let it slowly boil for half an hour; when bottled, let an equal quantity of the spice go into each bottle; when corked, let the bottles be filled quite up: cork them tight, seal them over, and put them into a cool and dry place for one year before they are used.

N.B.—For the above we are indebted to a respectable Oilman, who has many years proved the Receipt.

MUSHROOM CATCHUP.

375. If you love GOOD CATCHUP, gentle reader, make it yourself,* after the following directions, and you will have a delicious Relish for Made-dishes, Ragoûts, Soups, Sauces, or Hashes.

Mushroom gravy approaches the nature and flavour of Meat gravy, more than any vegetable juice, and is the superlative sub-

* "The Mushrooms employed for preparing ready-made Catchup, are generally those which are in a putrefactive state. In a few days after those *Fungi* have been gathered, they become the habitation of myriads of insects."

Accum on Culinary Poisons, 12mo. 1820. p. 350.

stitute for it; in Meagre Soups and Extempore Gravies, the Chemistry of the Kitchen has yet contrived to agreeably awaken the Palate, and encourage the Appetite.

A couple of Quarts of Double Catchup, made according to the following Receipt, will save you some score pounds of Meat, besides a vast deal of time and trouble, as it will furnish, in a few minutes, as good Sauce as can be made for either Fish, Flesh, or Fowl. See (272).

I believe the following is the best way of extracting and preparing the Essence of Mushrooms, so as to procure and preserve their flavour for a considerable length of time.

Look out for Mushrooms from the beginning of September.

Take care they are the right sort, and *fresh gathered*. Full grown Flaps are to be preferred: put a layer of these at the bottom of a deep earthen pan, and sprinkle them with Salt, then another layer of Mushrooms, and some more salt on them, and so on alternately, salt and mushrooms:—let them remain two or three hours, by which time the salt will have penetrated the mushrooms, and rendered them easy to break;—then pound them in a mortar, or mash them well with your hands, and let them remain for a couple of days, not longer, stirring them up, and mashing them well each day;—then pour them into a stone jar, and to each quart add an ounce and a half of whole Black Pepper, and half an ounce of Allspice; stop the jar very close, and set it in a stew-pan of boiling water, and keep it boiling for two hours at least.—Take out the jar, and pour the juice clear from the settlings through a hair-sieve (without squeezing* the mushrooms) into a clean stew-pan; let it boil very gently for half an hour; those who are for SUPERLATIVE CATCHUP, will continue the boiling till the Mushroom-juice is reduced to half the quantity, it may then be called *Double Cat-sup* or *Dog-sup*.

There are several advantages attending this concentration; it will keep much better, and only half the quantity be required;—so you can flavour Sauce, &c. without thinning it:—neither is this an extravagant way of making it, for merely the aqueous part is evaporated; skim it well, and pour it into a clean dry jar or jug; cover it close, and let it stand in a cool place till next day, then pour it off as gently as possible (so as not to disturb the settlings at the bottom of the jug), through a tamis, or thick flannel bag, till it is perfectly clear; add a table-spoonful of good Brandy to each pint of Catch-

* The Squeezings are the perquisite of the Cook, to make Sauce for the Second Table; do not deprive her of it, it is the most profitable *save-all* you can give her, and will enable her to make up a good Family Dinner, with what would otherwise be wasted. After the Mushrooms have been squeezed, dry them in a Dutch oven, and make MUSHROOM POWDER.

up, and let it stand as before ;—a fresh sediment will be deposited, from which the Catchup is to be quietly poured off, and bottled in pints or half pints (which have been washed with Brandy or spirit) ; it is best to keep it in such quantities as are soon used.

Take especial care that it is closely corked, and sealed down, or dipped in Bottle Cement.

If kept in a cool, dry place, it may be preserved for a long time ; but if it be badly corked, and kept in a damp place, it will soon spoil.

Examine it from time to time, by placing a strong light behind the neck of the bottle, and if any pellicle appears about it, boil it up again with a few peppercorns.

We have ordered no more spice, &c. than is absolutely necessary to feed the Catchup, and keep it from fermenting, &c.

The compound, commonly called Catchup, is generally an injudicious combination of so many different tastes, that the flavour of the Mushroom is overpowered by a farrago of Garlic, Eschalot, Anchovy, Mustard, Horseradish, Lemon-peel, Beer, Wine, Spice, &c.

Obs.—A table-spoonful of DOUBLE CATCHUP will impregnate half a pint of Sauce with the full flavour of Mushroom, in much greater perfection than either pickled or powder of mushrooms.

We have bought good Mushroom Catchup at BUTLER'S herb and seed shop, opposite Henrietta Street, Covent Garden.

QUINTESSENCE OF MUSHROOM.

376. This delicate Relish is made by sprinkling a little salt over either flap or button Mushrooms ;—three hours after, mash them,—next day strain off the liquor that will flow from them, put it into a stew-pan, and boil it till it is reduced to half.

It will not keep long, but is preferable to any of the Catchups, which, in order to preserve them, must have Spice, &c., which overpowers the flavour of the Mushrooms.

An Artificial Mushroom Bed will supply this all the year round.

To make Sauce with this, see (272).

OYSTER CATCHUP.

377. Take fine fresh Milton oysters ; wash them in their own liquor, skim it, pound them in a marble mortar, to a pint of Oysters add a pint of Sherry, boil them up, and add an ounce of salt, two drachms of pounded mace, and one of Cayenne,—let it just boil up again, skim it, and rub it through a sieve ; and when cold, bottle it, and cork it well, and seal it down.

Obs.—See also (247), and *Obs.* to (246).

N.B. It is the best way to pound the Salt and Spices, &c. with the Oysters.

Obs.—This composition very agreeably heightens the flavour of white sauces, and white made-dishes; and if you add a glass of brandy to it, it will keep good for a considerable time longer than Oysters are out of season in England.

COCKLE AND MUSCLE CATCHUP.

378. May be made by treating them in the same way as the Oysters in the preceding Receipt.

PUDDING CATCHUP.

379. Half a pint of Brandy, "*Essence of Punch*" (653), or "*Curaçoa*" (649), or "*Noyeau*," a pint of Sherry,
An ounce of thin-pared Lemon-peel,
Half an ounce of Mace.

Steep them for fourteen days, then strain it, and add a quarter of a pint of Capillaire (650). This will keep for years, and, mixed with melted butter, is a delicious relish to Puddings and Sweet dishes. See Pudding Sauce, (240), and the Justice's Orange Syrup, (332).

POTATO* STARCH.

380. Peel, and wash a pound of full-grown Potatoes, grate them on a bread-grater into a deep dish, containing a quart of clear water; stir it well up, and then pour it through a hair-sieve, and leave it ten minutes to settle, till the water is quite clear: then pour off the water, and put a quart of fresh water to it, stir it up, let it settle, and repeat this till the water is quite clear; you will at last find a fine white powder at the bottom of the vessel. (The criterion of this process being completed, is the purity of the water that comes from it after stirring it up.) Lay this on a sheet of paper in a hair-sieve to dry, either in the sun or before the fire, and it is ready for use, and in a well-stopped bottle will keep good for many months.

If this be well made, half an ounce (*i. e.* a table-spoonful) of it mixed with two table-spoonsful of cold water, and stirred into a Soup or Sauce, just before you take it up, will thicken a pint of it to the consistence of Cream.

Obs.—This preparation much resembles the "*Indian Arrow Root*,"

* "Potatoes, in whatever condition, whether spoiled by Frost, Germination, &c. provided they are raw, constantly afford Starch, differing only in quality, the round gray ones the most, a pound producing about two ounces."

PARMENTIER on *Nutritive Vegetables*, 8vo. p. 31.

"100 lb. of Potatoes yield 10 lb. of Starch."

S. GRAY's *Supplement to the Pharmacopœia*, 8vo. 1821. p. 198.

and is a good substitute for it ; it gives a fulness on the palate to Gravies and Sauces at hardly any expense, and by some is used to thicken Melted Butter instead of Flour.

As it is perfectly tasteless, it will not alter the flavour of the most delicate Broth, &c.

OF THE FLOUR OF POTATOES.

381. "A patent has been recently obtained at Paris, a gold medal bestowed, and other honorary distinctions granted, for the discovery and practice, on a *large scale*, of preparing from potatoes a *fine* flour ; a sago, a flour equal to ground rice ; and a *semolina* or paste, of which 1 *lb.* is equal to 1½ *lb.* of rice, 1¾ *lb.* of vermicelli, or, it is asserted, 8 *lbs.* of raw potatoes.

"These preparations are found valuable to *mix* with wheaten flour for bread, to make biscuits, pastry, pie-crusts, and for all soups, gruels, and panada.

"Large engagements have been made for these preparations with the French marine, and military and other hospitals, with the approbation of the faculty.

"An excellent bread, it is said, can be made of this flour, at half the cost of wheaten bread.

"Heat having been applied in these preparations, the articles will keep *unchanged* for years, and on *board ship*, to China and back ; rats, mice, worms, and insects, do not infect or destroy this flour.

"Simply mixed with cold water, they are in ten minutes fit for food, when fire and all other resource may be wanted ; and twelve ounces are sufficient for a day's sustenance, in case of necessity.

"The Physicians and Surgeons in the Hospitals, in case of great debility of the Stomach, have employed these preparations with advantage.

"The point of this discovery is, the cheapness of preparation, and the conversion of a surplus growth of potatoes into a keeping stock, in an elegant, portable, and salubrious form."

SALAD OR PIQUANTE SAUCE FOR COLD MEAT, FISH, &c.

382. See also (313). Pound together

An ounce of scraped Horseradish,

Half an ounce of Salt,

A table-spoonful of made Mustard, (311),

Four drachms of minced Eschalots,

Half a drachm of Celery-Seed, see (353),

And half ditto of Cayenne, see (345),

Adding gradually a pint of Burnet, see (339), or Tarragon Vine-

gar (335), and let it stand in a Jar a week, and then pass it through a sieve.

CURRY POWDER.

383. Put the following ingredients in a cool oven all night—and the next morning pound them in a marble mortar, and rub them through a fine sieve.

	d.
Coriander-Seed, three ounces	3
Turmeric, three ounces	6
Black Pepper, Mustard, and Ginger, one ounce of each ..	8
Allspice and Lesser Cardamoms, half an ounce of each ..	5
Cumin Seed, a quarter of an ounce	1

Thoroughly pound and mix together, and keep them in a well-stopped bottle.

Those who are fond of Curry Sauces, may steep three ounces of the powder in a quart of Vinegar or White Wine for ten days, and will get a liquor impregnated with all the flavour of the Powder.

Obs.—This receipt was an attempt to imitate some of the Best *Indian Curry Powder*, selected for me by a friend at the India House:—the flavour approximates to the Indian Powder so exactly, the most profound Palaticians have pronounced it a perfect copy of the original *Curry Stuff*.

The following remark was sent to the Editor by an East Indian friend.

“The ingredients which you have selected to form the CURRY POWDER, are the same as are used in India, with this difference only, that some of them are in a raw green state, and are mashed together, and afterwards dried, powdered, and sifted.”—For *Curry Sauce*, see (299).

N.B. Chickens,—Rabbits,—Sweetbreads,—Breasts of Veal,—Veal Cutlets,—Mutton,—Lamb,—or Pork Chops,—Lobster,—Turbot,—Soles,—Eels,—Oysters, &c. are dressed *Curry Fashion*, see (415); or stew them in (287 or 299), and flavour with (383).

Obs.—The common fault of Curry Powder is the too great proportion of *Cayenne* (to the milder Aromatics from which its agreeable flavour is derived), preventing a sufficient quantity of the Curry Powder being used.

SAVOURY RAGOUT POWDER.

384. Salt, an ounce,
Mustard, half an ounce,
Allspice,* a quarter of an ounce,

* If you like the flavour, and do not dislike the expense, instead of Allspice put in Mace and Cloves. The above is very similar to the *Powder-fort* used in King Richard the Second's Kitchen, A.D. 1390. See “*Pegge Forme of Cury*,” p. xxx.

Black Pepper ground, and Lemon-peel grated, or of (349),
pounded and sifted fine, half an ounce each,

Ginger, and

Nutmeg grated, a quarter of an ounce each,

Cayenne Pepper, two drachms.

Pound them patiently, and pass them through a fine hair-sieve ;
bottle them for use. The above articles will pound easier and finer
if they are dried first in a Dutch oven* before a very gentle fire, at
a good distance from it ;—*if you give them much heat, the fine flavour
of them will be presently evaporated*, and they will soon get a strong,
rank, empyreumatic taste.

N.B. Infused in a quart of Vinegar or Wine, they make a sa-
voury relish for Soups, Sauces, &c.

Obs.—The Spices in a *Ragoût* are indispensable to give it a fla-
vour, but not a predominant one ;—their presence should be rather
supposed than perceived ;—they are the invisible spirit of good
Cookery : indeed, a Cook without Spice would be as much at a loss
as a Confectioner without Sugar :—a happy mixture of them, and
proportion to each other and the other ingredients, is the “ *chef-
d’œuvre*” of a first-rate Cook.

The art of combining Spices, &c., which may be termed the
“ *Harmony of Flavours*,” no one hitherto has attempted to teach :
and “ *the rule of Thumb*” is the only Guide that experienced Cooks
have heretofore given for the assistance of the Novice in the (till
now, in these pages explained, and rendered, we hope, perfectly in-
telligible to the humblest capacity) OCCULT ART OF COOKERY.—
*This is the first time Receipts in Cookery have been given accurately by
WEIGHT or MEASURE !!!*

(See *Obs.* on “ the Education of a Cook’s Tongue, pp. 52 and 53).

PEASE POWDER.

385. Pound together in a marble mortar half an ounce each of
dried Mint and Sage, a drachm of Celery-Seed, and a quarter of a
drachm of Cayenne Pepper ; rub them through a fine sieve. This
gives a very savoury relish to Pease Soup, and to Water Gruel,
which, by its help, if the eater of it has not the most lively imagi-
nation, he may fancy he is sipping good Pease Soup.

Obs.—A drachm of Allspice, or Black Pepper, may be pounded
with the above as an addition, or instead of the Cayenne.

* The back part of these Ovens is so much hotter than that which is next the
fire, that to dry things equally, their situation must be frequently changed, or
those at the back of the oven will be done too much, before those in the front
are done enough.

HORSERADISH POWDER.

386. The time to make this is during November and December ; slice it the thickness of a shilling, and lay it to dry very gradually in a Dutch oven (a strong heat soon evaporates its flavour) ; when dry enough, pound it and bottle it.

Obs.—See *Horseradish Vinegar* (340).

SOUP-HERB POWDER, OR VEGETABLE RELISH.

387. Dried Parsley,
Winter Savoury,
Sweet Marjoram,
Lemon-thyme, of each two ounces ;
Lemon-peel, cut very thin and dried, and
Sweet Basil, an ounce of each.

*** Some add to the above Bay-leaves and Celery-Seed a drachm each.*

Dry them in a warm, but not too hot Dutch oven : when quite dried, pound them in a mortar, and pass them through a double hair-sieve ; put them in a bottle closely stopped, they will retain their fragrance and flavour for several months.

N.B. These Herbs are in full perfection in July and August (see 389). An infusion of the above in Vinegar or Wine makes a good relishing Sauce, but the flavour is best when made with fresh-gathered herbs, as directed in (336).

Obs.—This composition of the fine aromatic herbs is an invaluable acquisition to the Cook in those seasons or situations when fresh herbs cannot be had ; and we prefer it to the Ragoût powder (384) : it impregnates sauce, soup, &c. with as much relish, and renders it agreeable to the palate, and refreshes the gustatory nerves, without so much risk of offending the Stomach, &c.

**SOUP-HERB AND SAVOURY POWDER,
OR QUINTESSENCE OF RAGOUT.**

388. Take three parts of Soup-herb powder (387) to one part of Savoury powder (384).

Obs.—This agreeable combination of the aromatic Spices and Herbs should be kept ready prepared : it will save a great deal of time in cooking Ragoûts, Stuffings, Forcemeat-balls, Soups, Sauces, &c. ; kept dry, and tightly corked down, its fragrance and strength may be preserved undiminished for some time.

N.B. Three ounces of the above will impregnate a quart of Vinegar or Wine with a very agreeable relish.

TO DRY SWEET AND SAVOURY HERBS.

389. *For the following accurate and valuable Information, the*

Reader is indebted to Mr. BUTLER, Herbalist and Seedsman (opposite Henrietta Street), Covent Garden Market, of whom the several articles may be obtained of the best quality, at the fair Market Price.

It is very important to those who are not in the constant habit of attending the markets to know when the various seasons commence for purchasing SWEET HERBS.

"*All Vegetables are in the highest state of perfection, and fullest of juice and flavour just before they begin to flower:—the first and last crop have neither the fine flavour, nor the perfume of those which are gathered in the height of the season; that is, when the greater part of the crop of each species is ripe.*

"Take care they are gathered on a dry day, by which means they will have a better colour when dried. *Cleanse your herbs well from dirt and dust;** cut off the roots; separate the bunches into smaller ones, and dry them by the heat of a stove, or in a Dutch oven before a common fire, in such quantities at a time, that the process may be speedily finished, *i. e.* 'Kill 'em quick,' says a great Botanist;—by this means their flavour will be best preserved:—there can be no doubt of the propriety of drying herbs, &c. hastily by the aid of artificial heat, rather than by the heat of the sun. In the application of artificial heat, the only caution requisite is to avoid burning; and of this a sufficient test is afforded by the preservation of the colour."—The common custom is, when they are perfectly dried to put them in Bags, and lay them in a dry place; but the best way to preserve the flavour of aromatic plants is to pick off the leaves as soon as they are dried, and to pound them, and put them through a hair sieve, and keep them in well-stopped Bottles.† See (387).

BASIL is in the best state for drying from the middle of August, and three weeks after, see (336).

KNOTTED MARJORAM, from the beginning of July, and during the same.

WINTER SAVOURY, the latter end of July, and throughout August, see *Obs.* to (336).

SUMMER SAVOURY, the latter end of July, and throughout August.

THYME,

LEMON-THYME,

* *This is sadly neglected by those who dry herbs for sale.* If you buy them ready dried, before you pound them, cleanse them from dirt and dust by stripping the leaves from the stalks, and rub them between your hands, over a hair-sieve,—put them into the sieve, and shake them well, and the dust will go through.

† The common custom is to put them into paper bags, and lay them on a shelf in the Kitchen exposed to all the fumes, steam, and smoke, &c.; thus they soon lose their flavour.

ORANGE-THYME,* during June and July.

MINT, latter end of June, and during July, see (338).

SAGE, August and September.

TARRAGON, June, July, and August, see (335).

CHERVIL, May, June, and July, see (236).

BURNET, June, July, and August, see (339).

PARSLEY, May, June, and July, see N.B. to (234).

FENNEL, May, June, and July.

ELDER FLOWERS, May, June, and July.

ORANGE FLOWERS, May, June, and July.

N.B. Herbs nicely *dried* are a very acceptable substitute when *fresh* ones cannot be got,—but, however carefully dried, the flavour and fragrance of the fresh herbs are incomparably finer.

THE MAGAZINE OF TASTE.

390. This is a convenient auxiliary to the Cook—It may be arranged as a pyramidical *Epergne* for a *Dormant* in the centre of the table, or as a *Travelling Store-Chest*.

The following Sketch will enable any one to fit up an assortment of flavouring materials according to their own fancy and palate, and we presume, will furnish sufficient variety for the amusement of the gustatory nerves of a thorough-bred *Grand Gourmand* of the first magnitude (if *Cayenne* and *Garlic* have not completely consumed the sensibility of his palate), and consists of a “SAUCE-BOX,” containing four eight-ounce bottles,† sixteen four ounce, and eight two-ounce bottles :

- | | |
|---|-------------------------------|
| 1. Pickles. | 15. Soy. |
| 2. Brandy.‡ | 16. Lemon-Juice. |
| 3. Curaçoa (649). | 17. Essence of Anchovy (371). |
| 4. Syrup (648). | 18. Pepper. |
| 5. Salad Sauce (313, and 382). | 19. Cayenne (346, 347, 348). |
| 6. Pudding Catchup (379). | 20. Soup-herb Powder (387). |
| 7. Sauce superlative, or double relish (370). | 21. Ragoût Powder (384). |
| 8. Walnut pickle. | 22. Pease Powder (385). |
| 9. Mushroom Catchup (375). | 23. Zest (255). |
| 10. Vinegar. | 24. Essence of Celery (353). |
| 11. Oil. | 25. Sweet Herbs (364). |
| 12. Mustard (see 311, and 369). | 26. Lemon Peel (351, 352). |
| 13. Salt (see 312). | 27. Eschalot Wine (343). |
| 14. Curry Powder (383). | 28. Powdered Mint. |

* A delicious herb, that deserves to be better known.

† If the bottles are square, and marked to quarter ounces, as *LYNE's* graduated measures are, it will save trouble in compounding.

‡ The finest BRANDY I have ever tasted I had from Mr. H. Hyde, No. 59, Mark Lane.

IN A DRAWER UNDER.

Half-a-dozen one ounce bottles.

Weights and scales.

A graduated glass measure, divided
into tea and table-spoons.

Corkscrew.

Nutmeg-grater.

Table and tea-spoon.

Knife and fork.

A steel, and a

Small mortar.

1	5	13	21
	6	14	22
2	7	15	23
	8	16	24
3	9	17	25
	10	18	26
4	11	19	27
	12	20	28

N.B. The portable MAGAZINE OF TASTE alluded to in page 46, may be furnished with a four-ounce bottle for *Cognac*, a ditto for *Curacao* (649), an ounce bottle for *Essence of Anchovy* (371), and one of like size for Mushroom Catchup.

MADE DISHES, &c.

RECEIPTS FOR ECONOMICAL MADE DISHES, WRITTEN FOR THE
COOK'S ORACLE—BY AN ACCOMPLISHED ENGLISH LADY.

391. These Experiments have arisen from my aversion to *Cold Meat*, and my preference for what are termed FRENCH DISHES: with which (by a certain management) I think I can furnish my table at far less expense—than is generally incurred in getting up a *Plain Dinner*.

GRAVY OR SOUP MEATS.

392. These I never buy,—and yet am seldom without a good provision of what is technically denominated *Stock*.

When, as it frequently happens, we have HAM dressed, if the Joint be above the weight of seven pounds, I have it cut in half, and prepared in the following manner:—First, ensure that it has been properly soaked, scraped, and cleaned to a nicety,—then put it into an *Earthen Vessel*, as near its own size as possible, with just

as much water as will cover it, to which add four Onions, a clove of Garlic, half-a-dozen Eschalots, a Bay-leaf, a bunch of Sweet herbs, half-a-dozen Cloves, a few Peppercorns and Allspice: this should be well closed, and kept *simmering* about three hours. It is then served with Raspings or with Glazing, the rind having first been ~~taken~~ off neatly. The liquor is strained, and kept till Poultry of any sort, or Meat is boiled, when the liquor in which they have been dressed should be added to it, and boiled down fast till reduced to about three pints: when cold, it will be a highly flavoured, well-coloured Jelly,* and ready for Sauce for all kinds of *Ragoûts* and Hashes, &c. &c.

A FILLET OF VEAL.

393. This *I divide into three parts*; the Meat *before* it is skewered, will of itself indicate where the partition is natural, and will pull asunder as you would quarter an orange;—the *Largest piece* should be stuffed with (317 or 318), and rolled up, compactly skewered, &c. and makes a very pretty small *Fillet*,—the *square flat Piece* will either cut into Cutlets (90 or 439), or slice for a Pie,—and the *Thick Piece* must be well larded and dressed as a *Fricandeau*—which I do in the following manner:—Put the larded Veal into a stew-pan just big enough to contain it, with as much water as will cover it; when it has *simmered* till delicately white, and so tender as to be cut with a Spoon, it must be taken out of the water and set apart,—and it will be ready to serve up either with Sorrel, Tomata, Mushrooms, (270 or 375), or some of the above-mentioned Stock—the *Fricandeau* being previously coloured with Glazing,—if with Mushrooms, they should be first parboiled in Salt and Vinegar, and Water, which gives them flavour, and keeps them of a good colour.

SIRLOIN OF BEEF.

394. *I likewise divide this into Three Parts*; I first have it nicely *boned*.

The *Under Part* or *fillet*, as the French call it, will dress (when cut into slices) excellently, either as plain Steaks (93), Curry (415), or it may be larded whole, and gently stewed in two quarts of water (a Bay-leaf, two Onions, their skins roasted brown, four Cloves, Allspice, &c. &c.) till tender, when it should be taken out, drained quite dry, and put away,—it is then ready to be used at any time in the following manner:—Season and dredge it well, then put it into a stew-pan in which a piece of Butter has been previously fried

* This may be still longer preserved—by the process directed in (227).

to a fine froth ; when the Meat is sufficiently brown, take it out and throw into the pan half a dozen middle-sized Onions, to do a fine Gold Colour ; that accomplished (during which the Dredger should be in constant use), add half a pint of Stock, and a tea-spoonful of Tarragon Vinegar (335), and let the Onions stew gently till nearly tender : the Beef should then be returned to the stew-pan, and the whole suffered to simmer till the meat is warm through : care must be taken that the Onions do not break, and they should be served round the Beef with as much sauce as will look graceful in the dish. The Fillet is likewise very good without *the fried Onions* ;—in that case you should chop and mix up together an Eschalot, some Parsley, a few Capers, and the Yolk of a hard Egg, and strew them lightly over the surface of the Beef.

THE FAT END OF THE SIRLOIN.

395. *The Fat End* of the Sirloin and Bones should be put to simmer in the liquor in which the Fillet was first stewed, and done till the Beef looks loose ; it should then be put away into a deep vessel, and the Soup strained over it, which cooling with the Fat upon the top (thereby excluding the air), will keep as long as may be required ;—when the Soup is to be used, the fat must be cleared from it, —a Carrot, Parsnep, a head of Celery, a Leek, and three Turnips, cleaned *and scalded*, should be added to it, and the whole suffered to simmer gently till the vegetables are quite done, when they must be strained from the liquor, and the Soup served up with large square thick pieces of toasted bread.

Those who like a *Plain Bouilli* warm the Beef in the Soup, and serve it up with the Turnips and Carrots which had been strained before from the Soup. A white Cabbage quartered is no bad addition to the Garnish of the Bouilli, or to the flavour of the Soup. If it is a *Dressed Bouilli*, sliced Carrots and Button Onions should be stewed in thickened Stock, and poured over the Meat.

NECK OF MUTTON.

396. *A Neck of Mutton* boned, sprinkled with dried Sage, powdered fine, or (320) seasoned, rolled, and roasted, is very good. *The Bones and Scrag* make excellent Gravy stewed down, and if done very gently, the Meat is not bad eating. The same herbs should be put to it as to other Stocks, with the addition of a Carrot ; this will make very good Mutton Broth. In short, wherever there are *Bones or Trimmings* to be got out of any Meat that is dressed in my Kitchen, they are made to contribute towards Soup or Gravy, or (227),

A HARE.

397. Instead of *roasting* a HARE (which at best is but dry food), stew it, if *Young*, Plain,—if an *Old* one, Lard it. The Shoulders and Legs should be taken off, and the Back cut it into three pieces; these with a Bay-leaf, half a dozen Eschalots, one Onion pierced with four Cloves, should be laid with as much good vinegar as will cover them, for twenty-four hours in a deep dish. In the meantime, the Head, Neck, Ribs, Liver, Heart, &c. &c. should be browned in frothed Butter well seasoned—add half a pound of lean Bacon, cut into small pieces, a large bunch of Herbs, a Carrot, and a few Allspice,—simmer these in a quart of water till it be reduced to about half the quantity, when it should be strained, and those parts of the Hare which have been infused in the vinegar, should (with the whole contents of the dish) be added to it, and stewed till quite done. Those who like Onions may brown half a dozen, stew them in a part of the Gravy, and dish them round the Hare.

When it comes from the table, supposing some to be left, the Meat should be taken from the Bones, and with a few Force-meat Balls, the remains of the Gravy, about a quarter of a pint of Red Wine, and a proportionable quantity of water, it will make a very pretty soup;—to those who have no objection to Catchup (375), a spoonful in the original Gravy is an improvement, as indeed it is in every made Dish, where the Mushroom itself is not at command.

Every Ragout, in my opinion, should be dressed the day before it is wanted, that any *Fat* which has escaped the skimming-spoon, may with ease be taken off when cold.

CALF'S HEAD.

398. Take the *half* of one, with the skin on,—put it into a large stew-pan, with as much water as will cover it, a knuckle of Ham, and the usual accompaniments of Onions, Herbs, &c. &c., and let it simmer till the flesh may be separated from the bone with a spoon,—do so, and while still hot, cut it into as large a sized square as the piece will admit of;—the trimmings and half the liquor put by in a tureen; to the remaining half add a gill of White Wine, and reduce the whole of that *by quick boiling* till it is again half consumed, when it should be poured over the large square piece in an Earthen Vessel, surrounded with Mushrooms, white Button Onions, small pieces of Pickled Pork, half an inch in breadth, and one and a half in length, and the tongue in slices, and simmered till the whole is fit to serve up; some browned Force-meat-balls are a

pretty addition. After this comes from the Table, the remains should be cut into small pieces, and mixed up with the trimmings and liquor, which (with a little more wine), properly thickened, will make a very good *Mock Turtle Soup* for a future occasion.

TO HASH MUTTON, BEEF, &c.

399. Cut the Meat into slices, about the thickness of two shillings, trim off all the sinews, skin, and gristle, &c.—*put in nothing but what is to be eaten*, lay them on a plate ready; *prepare your Sauce* to warm it in, as RECEIPT (305 or 401) put in the Meat, and let it simmer gently till it is thoroughly warm:—*do not let it Boil as that will make the Meat tough and hard*,* and it will be, as JOAN CROMWELL† has it, a *Harsh*.

OBS.—*Select for your Hash those parts of the joint that are least done.*

MEM.—Hashing is a mode of Cookery by no means suited to delicate stomachs: unless the Meat, &c. be considerably under-done the first time, a second dressing must spoil it, for what is done enough the first time, must be done too much the second.

TO WARM HASHES,‡—MADE DISHES,— STEWES,—RAGOUTS,—SOUPS, &c.

400. Put what you have left into a deep hash-dish, or tureen; when you want it, set this in a stew-pan of boiling water; let it stand till the contents are quite warm.

* HASHES and Meats dressed a second time, should *only simmer gently till just warm through*: it is supposed they have been done very nearly, if not quite enough, already; select those parts of the joint that have been least done.

In making a Hash from a Leg of Mutton, do not destroy the Marrow-bone to help the gravy of your hash, to which it will make no perceptible addition; but saw it in two, twist writing-paper round the ends, and send it up on a plate as a side dish, garnished with sprigs of parsley:—*if it is a Roast leg, preserve the END BONE, and send it up between the marrow-bones*. This is a very pretty Luncheon or Supper dish.

† See “*the Court and Kitchen of ELIZABETH*, commonly called *Joan Cromwell*.” 16mo. London, 1664, page 106.

‡ The “*Bain Marie*,” or WATER-BATH (see note to 446), is the best utensil to warm up made dishes, and things that have been already sufficiently dressed, as it neither consumes the sauce, nor hardens the meat:—if you have not a Water-Bath, a *Dutch Oven* will sometimes supply the place of it.

“*Bain-Marie* is a flat vessel containing boiling water: you put all your stew-pans into the water, and keep that water always very hot, but it must not boil: the effect of this *Bain-Marie* is to keep every thing warm without altering either the quantity or the quality, particularly the quality. When I had the honour of serving a nobleman, who kept a very extensive hunting establishment, and the hour of dinner was consequently uncertain, I was in the habit of using *Bain-Marie*, as a certain means of preserving the flavour of all my dishes. If you keep your sauce, or broth, or soup by the fireside, the soup reduces, and becomes too strong, and the sauce thickens as well as reduces. This is the best way of warming Turtle, or Mock Turtle Soup,—as the thick part is always at the bottom, and this method prevents it from burning, and keeps it always good.” —UDE’S *Cookery*, page 18.

HASHED BEEF OR MUTTON.

400.* One tea-spoonful of Harvey Sauce, one tea-spoonful of Tomata Sauce, the same quantity of any other Sauce ; Pepper, Salt, Cayenne—half a wine-glass of Port Wine, and a couple of (or one) Capsicum cut fine—mix with the remains of the Gravy of the preceding day, of Beef or Mutton—if necessary to thicken, add *one shake* of the flour-dredger—this you will say is a *good hash*.

TO HASH BEEF, &c.

401. Put a pint and a half of Broth, or Water, with an ounce of (227), or a large table-spoonful of Mushroom Catchup, into a stew-pan with the Gravy you have saved that was left from the Beef, and put in a quarter ounce of onion sliced very fine, and boil it about ten minutes ; put a large table-spoonful of Flour into a basin, just wet it with a little water, mix it well together, and then stir it into the broth, and give it a boil for five or ten minutes, rub it through a sieve, and it is ready to receive the Beef, &c. ; let it stand by the side of the fire till the Meat is warm.

N.B. A tea-spoonful of Parsley chopped as fine as possible, and put in five minutes before it is served up, is a great addition ;—others like half a wine-glass of Port wine, and a dessert-spoonful of Currant Jelly.

See also (305), which will show you every variety of manner of making and flavouring the most highly finished *Hash Sauce*, and (399, 400, and 425).

COLD MEAT BROILED, WITH POACHED EGGS.

402. The inside of a Sirloin of Beef is best for this dish, or a Leg of Mutton. Cut the slices of even and equal thickness, and broil and brown them carefully and slightly over a clear smart fire, or in a Dutch oven ; give those slices most fire that are least done ;—lay them in a dish before the fire to keep hot, while you poach the Eggs, as directed in (548), and mashed Potatoes (102).

Obs.—This makes a savoury Luncheon or Supper,—but is more relishing than nourishing, unless the Meat was *under-done* the first time it was dressed.

(272) for Sauce, to which some add a few drops of Eschalot wine or vinegar. See (343), or (375), or (304), warmed,—or Grill Sauce (301).

MRS. PHILLIPS'S IRISH STEW.

403. Take five thick Mutton Chops, or two pounds off the neck or loin ; two pounds of Potatoes,—peel them, and cut them in halves ; six Onions, or half a pound of onions,—peel and slice them

also : first put a layer of Potatoes at the bottom of your stew-pan, then a couple of Chops and some of the Onions ; then again potatoes, and so on, till the pan is *quite* full ; a small spoonful of white pepper, and about one and a half of salt, and three gills of broth or gravy, and two tea-spoonsful of Mushroom Catchup, cover all very close in, so as to prevent the steam from getting out, and let them stew for an hour and a half on a very slow fire. A small slice of ham is a great addition to this dish. The Cook will be the best judge *when* it is done, as a great deal depends on the fire you have.

N.B. Great care must be taken not to let it burn, and that it does not do too fast.

TO MAKE AN IRISH STEW, OR HUNTER'S PIE.

404. Take part of a Neck of Mutton, cut it into chops, season it well, put it into a stew-pan, let it brase for half an hour, take two dozen of potatoes, boil them, mash them, and season them, butter your mould, and line it with the potatoes, put in the Mutton, bake it for half an hour, then it will be done, cut a hole in the top, and add some good gravy to it.

N.B. The above is the contribution of Mr. Morrison, of the Leinster Hotel, Dublin.

A GOOD SCOTCH HAGGIS.

405. Make the haggis-bag perfectly clean ; parboil the draught ; boil the liver very well, so as it will grate ; dry the meal before the fire ; mince the draught and a pretty large piece of beef very small ; grate about half of the liver ; mince plenty of the suet and some onions small ; mix all these materials very well together, with a handful or two of the dried meal ; spread them on the table, and season them properly with salt and mixed spices ; take any of the scraps of beef that are left from mincing, and some of the water that boiled the draught, and make about a choppin (*i. e.* a quart) of good stock of it ; then put all the haggis meat into the bag, and that broth in it ; then sew up the bag : but be sure to put out all the wind before you sew it quite close. If you think the bag is thin, you may put it in a cloth. If it is a large haggis, it will take at least two hours' boiling.

N.B. The above we copied *verbatim* from Mrs. MACIVER, a celebrated Caledonian Professor of the Culinary Art, who taught, and published a *Book of Cookery*, at Edinburgh, A.D. 1787.

MINCED COLLOPS.

406. "This is a favourite Scotch dish,—few families are without it,—it keeps well, and is always ready to make an extra dish.

"Take Beef, and chop and mince it very small; to which add some salt and pepper. Put this, in its raw state, into small jars, and pour on the top some clarified butter. When intended for use, put the clarified butter into a frying-pan, and slice some onions into the pan, and fry them. Add a little water to it, and then put in the minced meat. Stew it well, and in a few minutes it will be fit to serve up."—The Hon. JOHN COCHRANE'S *Seaman's Guide*, 8vo. 1797. Page 42.

HARICOT* MUTTON.

407. Cut the best end of a Neck or Loin of Mutton, that has been kept till tender, into Chops of equal thickness, one rib to each (*"les bons hommes de bouche de Paris"* cut two chops to one bone, but it is more convenient to help when there is only one,—two at a time is too large a dose for John Bull), trim off some of the fat, and the lower end of the chine bone, and scrape it clean, and lay them in a stew-pan, with an ounce of Butter; set it over a *smart fire*; if your fire is not sharp, the Chops will be done before they are coloured: the intention of frying them is merely to give them a *very light browning*.

While the Chops are browning, peel and boil a couple of dozen of young button Onions in about three pints of water for about fifteen or twenty minutes, set them by,—and pour off the liquor they were boiled in into the stew-pan with the Chops: if that is not sufficient to cover them, add as much boiling water as will; remove the scum as it rises, and *be careful they are not stewed too fast or too much*,—so take out one of them with a fish-slice, and try it: when they are tender, which will be in about an hour and a half, then pass the gravy through a sieve into a basin, set it in the open air that it may get cold, you may then easily and completely skim off the fat,—in the mean time set the meat and vegetables by the fire to keep hot, and pour some boiling water over the button Onions to warm them. Have about six ounces of Carrots, and eight ounces of Turnips, peeled and cut into slices, or shaped into Balls about as big as a Nutmeg, boil the Carrots about half an hour—the Turnips about a quarter of an hour, and put them on a sieve to drain, and then put them round the Dish the last thing.

THICKEN THE GRAVY by putting an ounce of Butter into a stew-pan; when it is melted, stir in as much Flour as will stiffen it; pour the gravy to it by degrees, stir together till it boils; strain it through a fine sieve or tamis into a stew-pan, put in the Carrots and Tur-

* Probably a contraction of "*Haut Ragoût*."

nips to get warm, and let it simmer gently while you dish up the Meat; lay the chops round a dish, put the vegetables in the middle, and pour the thickened gravy over. Some put in Capers, &c., minced Gherkins, &c.

Obs.—RUMP-STEAKS, VEAL CUTLETS, and BEEF-TAILS, make excellent dishes dressed in the like manner.

MUTTON-CHOPS DELICATELY STEWED, AND GOOD MUTTON BROTH.

408. Put the Chops into a stew-pan with cold water enough to cover them, and an Onion,—when it is coming to a boil, skim it, cover the pan close, and set it *over a very slow fire* till the Chops are tender;—if they have been kept a proper time, they will take about three quarters of an hour's *very gentle simmering*. Send up Turnips with them (129); they may be boiled with the chops, skim well, and then send all up in a deep dish, with the Broth they were stewed in.

N.B.—*The Broth* will make an Economist one, and *the Meat* another, wholesome and comfortable meal.

SHOULDER OF LAMB GRILLED.

409. Boil it,—score it in checkers about an inch square, rub it over with the yolk of an egg, pepper and salt it, strew it with bread-crumbs and dried parsley, or sweet herbs, or (384), or (387), and *Carbonado*, *i. e.* Grill, *i. e.* Broil it over a clear fire, or put it in a Dutch oven till it is a nice light brown; send up some gravy with it, or make a sauce for it of flour and water well mixed together with an ounce of fresh butter, a table-spoonful of mushroom or walnut catchup, and the juice of half a lemon. See also Grill Sauce (301).

N.B.—Breasts of Lamb are often done in the same way, and with Mushroom or Mutton Sauce (272).

LAMB'S FRY.

410. Fry it plain, or dip it in an egg well beaten on a plate, and strew some fine stale bread-crumbs over it; garnish with crisp parsley (277). For sauce, (301, 302, or 303).

SHIN OF BEEF* STEWED.

411. Desire the butcher to saw the bone into three or four pieces,

* The proverb says, "*Of all the Fowls of the Air, commend me to the SHIN OF BEEF,—for there's Marrow for the Master, Meat for the Mistress, Gristles for the Servants, and Bones for the Dogs.*"

put it into a stew-pan, and just cover it with cold water,—when it simmers, skim it clean,—then put in a bundle of Sweet Herbs, a large Onion, a head of Celery, a dozen berries of Black Pepper, and the same of Allspice: stew very gently over a slow fire till the Meat is tender,—this will take from about three hours and a half to four and a half.

Take three Carrots, peel and cut them into small squares; peel and cut ready in small squares a couple of Turnips, with a couple of dozen of small young round silver Button Onions: boil them till tender,—the Turnips and Onions will be enough in about fifteen minutes,—the Carrots will require about twice as long,—drain them dry.

When the Beef is quite tender, take it out carefully with a slice, and put it on a dish while you *thicken a pint and a half of the GRAVY*: to do this, mix three table-spoonsful of flour with a tea-cupful of the beef liquor; to make Soup of the rest of it, see (215); stir this thoroughly together till it boils, skim off the Fat, strain it through a sieve, and put your vegetables in to warm;—Season with pepper, salt, and a wine-glass of Mushroom Catchup (375), or Port wine, or both, and pour it over the Beef.

Send up Wow-Wow Sauce (286) in a boat.

N.B.—Or, instead of sending up the Beef whole, cut the meat into handsome pieces fit to help at table, and lay it in the middle of the dish, with the Vegetables and Sauce (which if you flavour with (383), you may call “BEEF CURRY”) round it. A LEG OF MUTTON is excellent dressed the same way,—equal to “*le Gigot de sept heures*,” so famous in the French kitchen.

Obs.—This STEW has every claim to the attention of the *Rational Epicure*, being one of those in which “FRUGALITY,” “NOURISHMENT,” and “PALATABLENESS,” are most happily combined,—and you get half a Gallon of excellent BROTH into the bargain.

We advise the Mistress of the table to call it “RAGOUT BEEF,”—this will ensure its being eaten with unanimous applause; the homely appellation of *Shin of Beef stewed*, is enough to give your genteel eater a locked jaw.

“Remember, when the Judgment's weak, the Prejudice is strong.”

Our modern Epicures resemble the ancient,* who thought the dearest dish must be the most delicious:

————— “And think all Wisdom lies
In being impertinently nice.”

* The remotest parts of the world were visited, and Earth, Air, and Ocean, ransacked, to furnish the complicated delicacies of a Roman Supper.

“Suidas tells us, that *Pityllus*, who had a *Hot* tongue and a *Cold* stomach, in order to gratify the latter without offending the former, made a sheath for his

Thus, they reckon Turtle and Punch to be "*sheventy-foive per shent*" more inviting than Mock Turtle and Good Malt Liquor,—however bad the former may be, and however good the latter;—we wish these folks could be made to understand, that the Soup for each, and all the accompaniments, are precisely the same;—there is this only difference, the former is commonly made with a "*STARVED TURTLE*" (see Notes to 223), the latter with a "**FATTED CALF.**" See (223, 293, and 294).

The scarcity of tolerably good cooks ceases to be surprising, when we reflect how much more astonishing is the ignorance of most of those who assume the character of Scientific GOURMANDS,* so extremely ignorant of the affairs of the Mouth,"—they seem hardly to "*know a Sheep's head from a Carrot,*" and their real pretensions to be profound Palaticians, are as moderate as the wine-merchant's customer, whose sagacity in the selection of liquors was only so exquisite, that he knew that Port wine was black, and that if he drank enough of it, it would make him drunk.

BRISKET OF BEEF STEWED.

412. This is prepared in exactly the same way as "*Soup and Bouilli.*" See (5, 215, or 411).

HARICOT OF BEEF.

413. A stewed brisket cut in slices, and sent up with the same Sauce of roots, &c., as we have directed for haricot of mutton (407), is a most excellent dish, of very moderate expense.

SAVOURY SALT BEEF BAKED.

414. The Tongue Side of a round of Beef is the best bit for this purpose: if it weighs fifteen pounds, let it hang two or three days; then take three ounces of Salpêtre, one ounce of coarse Sugar, a quarter of an ounce of Black Pepper, and the same of Allspice (some add a quarter of an ounce of Ginger, or 384), and some minced sweet and savoury Herbs (387), and three quarters of a pound of common Salt; incorporate these ingredients by pounding them to-

Tongue, so that he could swallow his pottage scalding hot; yea, I myself have known a *Shropshire Gentleman* of the like quality!!"—See Dr. MOFFAT *on Food*, 4to. 1655.

"In the refined extravagance of the tables of the great, where the Culinary arts are pushed to excess, luxury becomes false to itself, and things are valued, not as they are nutritious, or agreeable to the appetite, but in proportion as they are rare, out of season, or costly."—CADOGAN *on Gout*, 8vo. 1771, p. 48.

* "Cookery is an art, appreciated by only a very few individuals, and which requires, in addition to a most studious and diligent application, no small share of intellect, and the strictest sobriety and punctuality."—Preface to UDE'S *Cookery*, p. 6.

gether in a mortar; then take the bone out, and rub the Meat well with the above mixture, turning it and rubbing it every day for a fortnight.

When you dress it, put it into a pan with a quart of water; cover the meat with about three pounds of mutton suet* shredded rather thick, and an onion or two minced small; cover the whole with a flower crust to the top or brim of the pan, and let it be baked in a moderate-heated oven for about six hours (or, just cover it with water, and let it stew very gently for about five hours, and when you send it to table, cover the top of it with finely chopped Parsley). If the Beef weighs more, put a proportional addition of all the ingredients.

The Gravy you will find a strong *Consommé*, excellent for Sauce or Soup, or making Soy, or Browning, see (283), and being impregnated with Salt, will keep several days.

This Joint should not be cut till it is Cold, —and then with a sharp knife, to prevent waste, and keep it even and comely to the eye.

Obs.—This is a most excellent way of preparing and dressing Beef (419),—and a savoury dish for *Sandwiches*, &c.—In moderate weather it will keep good for a fortnight after it is dressed: it is one of the most economical and elegant articles of ready-dressed keeping provisions; deserving the particular attention of those families who frequently have Accidental Customers dropping in at *Luncheon* or *Supper*—to whom we recommend MORRISON'S Provisions, No. 3, Charlotte Row, Mansion House.

CURRIES.

415. (*See also* 225). Cut Fowls or Rabbits into joints, and wash them clean:—put two ounces of Butter into a stew-pan; when it is melted, put in the meat, and two middling-sized Onions sliced, let them be over a smart fire till they are of a light brown, then put in half a pint of Broth; let it simmer twenty minutes.

Put in a basin one or two table-spoonsful of Curry Powder (383), a tea-spoonful of Flour, and a tea-spoonful of Salt; mix it smooth with a little cold water, put it into the stew-pan, and shake it well about till it boils; let it simmer twenty minutes longer; then take out the Meat—and rub the Sauce through a tamis or sieve—add to it two table-spoonsful of cream or milk, give it a boil up—then pour it into a dish, lay the meat over it—send up the Rice in a separate dish.

* This suet is not to be wasted,—when it comes from the oven take out the Beef, and strain the contents of the pan through a sieve,—let it stand till it is cold,—then clarify the fat as directed in (83), and it will do for Frying, &c.

Obs.—CURRY is made also with *Sweetbreads—Breast of Veal—Veal Cutlets—Lamb—Mutton or Pork Chops—Lobster—Turbot—Soles—Eels—Oysters, &c.*—prepared as above, or enveloped in (299).

Obs.—This is a very savoury and economical dish, and a valuable variety at a moderate table. See *Wow-Wow Sauce* (286).

ANOTHER RECEIPT FOR A CURRY.

Receipt for Boiling the Rice.

415.* Take half a pound of Rice well washed, boil two quarts of Water, put in the Rice and make it boil twelve minutes if Indian Rice, and fourteen if any other Rice. One minute before you take it up, throw in a table-spoonful of Salt—pour through a colander, and drain all the water—then lay a napkin in a pan, and shoot the Rice on it lightly out of the colander. Turn up the corner of the napkin softly over the Rice, which will draw the moisture out of it, and then shake it lightly out of the cloth into the dish. Through all this process it must not be spooned or handled.

Receipt for making the Curry.

Cut a good Fowl up, skin it or not as you please, fry it nicely brown—slice two or three onions, and fry them; put the fried fowl and onions into a stew-pan with a table-spoonful of Curry Powder—cover it with water or Veal Gravy—one clove of Garlic; let it stew slow for one hour, or till very tender; have ready, mixed in two or three spoonsful of good Cream, one tea-spoonful of Flour, two ounces of Butter, Juice of a Lemon, some salt; after the Cream is in, it must only have one boil up, not to stew. Any spice may be added if the Curry Powder is not highly seasoned. With Chicken, Rabbit, or Fish, observe the same rule.

Any White Meat makes the best curry.

STEWED RUMP-STEAKS.

416. The Steaks must be a little thicker than for broiling,—*let them be all the same thickness*, or some will be done too little, and others too much.

Put an ounce of Butter into a stew-pan, with two Onions; when the Butter is melted, lay in the Rump-Steaks, let them stand over a slow fire for five minutes, then turn them, and let the other side of them fry five minutes longer. Have ready boiled a pint of Button Onions; they will take from half an hour to an hour; put the liquor they were boiled in to the Steaks; if there is not enough of it to cover them, add broth or boiling water, to make up enough for that purpose, with a dozen corns of Black Pepper and a little Salt, and

let them simmer very *gently* for about an hour and a half, and then strain off as much of the liquor (about a pint and a half) as you think will make the sauce.

Put two ounces of Butter into a stew-pan; when it is melted, stir in as much flour as will make it into a stiff paste; some add thereto a table-spoonful of Claret, or Port wine, the same of Mushroom Catchup (375), half a tea-spoonful of Salt, and a quarter of a tea-spoonful of ground Black Pepper: add the liquor by degrees, let it boil up for fifteen minutes; skim it, and strain it; serve up the Steaks with the Onions round the dish, and pour the Gravy over.

VEAL-CUTLETS or MUTTON-CHOPS may be done the same way, or as Veal Olives (436).

This is generally a second-course dish, and is usually made too rich,—and only fit to re-excite an Appetite already satiated. Our endeavour is to combine agreeable savouriness with substantial nourishment; those who wish to enrich our Receipt, may easily add Mushrooms,—Wine,—Anchovy,—Cayenne,—Bay-leaves, &c.

Obs.—RUMP-STEAKS are in the best condition from Michaelmas to Lady-day. To ensure their being tender *give the Butcher three or four days' notice of your wish for them.*

BROILED RUMP-STEAK WITH ONION GRAVY.

417. (See also 266).

Peel and slice two large Onions, put them into a quart stew-pan, with two table-spoonsful of water; cover the stew-pan close, and set it on a slow fire till the water has boiled away, and the Onions have got a little browned,—then add half a pint of good Broth,* and boil the Onions till they are tender; strain the Broth from them, and chop them very fine, and season it with Mushroom Catchup, pepper, and salt; put the Onion into it, and let it boil gently for five minutes, pour it into the Dish, and lay over it a Broiled Rump-Steak. If instead of Broth you use good Beef Gravy, it will be superlative.

*** *Stewed Cucumber* (134) is another agreeable accompaniment to Rump-Steaks.

ALAMODE BEEF, OR VEAL.

418. In the 180 volumes on cookery we patiently pioneered through, before we encountered the tremendous labour and expense of proving the Receipts of our predecessors,—and set about recording these

* If you have no Broth,—put in half a pint of water, thicken it as in the above receipt, and just before you give it the last boil up, add to it a large spoonful of Mushroom Catchup, and, if you like, the same quantity of Port Wine.

results of our own experiments,—we could not find one Receipt that approximated to any thing like an accurate description of the way in which this excellent dish is actually dressed in the best Alamode Beef Shops, from whence, of course, it was impossible to obtain any information :—however, after all, the whole of the secret seems to be the thickening the gravy of Beef that has been *very slowly* * stewed, and flavouring it with Bay-leaves and Allspice.

Take about eleven pounds of the Mouse Buttock,—or Clod of Beef,—or a Blade-Bone,—or the Sticking-piece, or the like weight of the Breast of Veal ;—cut it into pieces of three or four ounces each ; put three or four ounces of Beef drippings, and mince a couple of large Onions, and put them into a large deep stew-pan : as soon as it is quite hot, flour the Meat, put it into the stew-pan, keep stirring it with a wooden spoon ; when it has been on about ten minutes, dredge it with flour, and keep doing so till you have stirred in as much as you think will thicken it ; then cover it with boiling water (it will take about a gallon), adding it by degrees, and stirring it together ; skim it when it boils, and then put in one drachm of ground Black Pepper, two of Allspice, and two Bay-leaves ; set the pan by the side of the fire, or at a distance over it, and let it stew *very slowly* for about three hours ; when you find the meat sufficiently tender, put it into a tureen, and it is ready for table.

It is customary to send up with it a nice Salad ; see (313).

* * *To the above many Cooks add CHAMPIGNONS ; but as these are almost always decayed, and often of deleterious quality, they are better left out,—and indeed the BAY-LEAVES deserve the same prohibition.*

Obs.—Here is a savoury and substantial meal, almost as cheap as the EGG-BROTH of the Miser,—who fed his Valet with the water in which his Egg was boiled,—or as the “*Potage à la Pierre, à la Soldat*,”† mentioned by Giles Rose, in the 4th page of his dedication of the “*PERFECT SCHOOL OF INSTRUCTION FOR THE OFFICERS OF THE MOUTH*,” 18mo. London, 1682. “Two Soldiers were minded to have a Soup ; the first of them coming into a house, and asking

* “It must be allowed to muse gently for several hours, inaccessible to the ambient air, and on the even and persevering heat of charcoal in the furnace or stove. After having lulled itself in its own exudations, and the dissolution of its auxiliaries, it may appear at table with a powerful claim to approbation.”—*Tabella Cibaria*, p. 47.

† “‘*C'est la Soupe*,’ says one of the best of proverbs, ‘*qui fait le Soldat* ;’ ‘It is the Soup that makes the Soldier.’ Excellent as our troops are in the field, there cannot be a more unquestionable fact, than their immense inferiority to the French in the business of Cookery. The English soldier lays his piece of ration beef at once on the coals, by which means the one and the better half is lost,—and the other burnt to a cinder. Whereas six French troopers fling their messes into the same pot, and extract a delicious Soup, ten times more nutritious than the simple *Rôti* could ever be.”—BLACKWOOD’S *Edinburgh Magazine*, vol. vii. p. 668.

for all things necessary for the making of one, was as soon told that he could have none of those things there, whereupon he went away ;—the other, coming in with a Stone in his knapsack, asked only for a pot to boil his stone in, that he might make a dish of broth of it for his supper, which was quickly granted him ; when the stone had boiled a little while, he asked for a small piece of Meat or Bacon, and a few Herbs and Roots, &c. just merely to give it a bit of a flavour ; till, by little and little, he got all things requisite, and so made an excellent Pottage of his stone.”—See *Obs.* to (411).

	<i>s.</i>	<i>d.</i>
Onions, Pepper, Allspice, and Bay-leaves,	0	3
11 pounds of Beef,	3	8
Made Eight Quarts,	3	11

i. e. Sixpence per QUART.

TO POT BEEF, VEAL, GAME, OR POULTRY, &c.

419. Take three pounds of lean Gravy Beef, rub it well with an ounce of Saltpetre, and then a handful of common Salt ; let it lie in Salt for a couple of days, rubbing it well each day ; then put it into an earthen pan, or stone jar that will just hold it ; cover it with the skin and fat that you cut off, and pour in half a pint of water ; cover it close with paste, and set it in a very slow oven for about four hours ; or prepare it as directed in (414).

When it comes from the Oven, drain the gravy from it into a basin ; pick out the gristles and the skins ; mince it fine ; moisten it with a little of the gravy you poured from the Meat, which is a very strong *Consommé* (but rather salt), and it will make excellent Pease Soup, or Browning (see 283) ; pound the Meat patiently and thoroughly in a mortar with some fresh Butter,* till it is a fine paste (to make Potted Meat smooth there is nothing equal to plenty of Elbow-grease)—seasoning it (by degrees as you are beating it) with a little Black Pepper and Allspice,—or Cloves pounded, or Mace, or grated Nutmeg.

Put it in pots, press it down as close as possible, and cover it a quarter of an inch thick with Clarified Butter ; to prepare which see receipt (231), and if you wish to preserve it a long time, over that tie a Bladder. Keep it in a dry place.

Obs.—You may mince a little Ham or Bacon,—or an Anchovy, —Sweet or Savoury Herbs,—or an Eschalot, and a little Tarra-

* The less Gravy or butter, and the more beating, the better will be your Potted Beef, if you wish it to keep ;—if for immediate eating, you may put in a larger proportion of gravy or butter, as the meat will pound easier, and look and taste more mellow.

gon, Chervil, or Burnet, &c., and pound them with the Meat, with a glass of Wine, or some Mustard, or Force meat (318, or 320 and 340, &c.); if you wish to have it *Devilish* savoury, add *Ragoût Powder* (384), *Curry Powder* (383), or *Zest* (229), and moisten it with *Mushroom Catchup* (375), or *Essence of Anchovy*, (371), or *Tincture of Allspice* (356), or *Essence of Turtle* (294).

OR,

420. It is a very agreeable and economical way of using the remains of Game or Poultry, or a large joint of either roasted or boiled Beef, Veal, Ham, or Tongue, &c. to mince it with some of the Fat (or moisten it with a little Butter, or 371, &c.), and beat it in a mortar with the seasoning, &c., as in the former Receipt.

When either the *Teeth* or *Stomach* are extremely feeble, especial care must be taken to keep *Meat* till it is tender before it is cooked—or call in the aid of those excellent helps to bad teeth, the *Pestle* and *Mortar*. And see (11, 19, 88, 89, 174, 177; from 182 to 226, 418, 456—and especially 419). Or dress in the usual way whatever is best liked,—mince it, put it into a mortar, and pound it with a little Broth or melted Butter,—Vegetable,—Herb,—Spice,—Zest (229), &c. according to the taste, &c. of the Eater. The business of the Stomach is thus very materially facilitated.

“Flesh in small quantities, bruised to a pulp, may be very advantageously used in fevers attended with debility.”—DARWIN'S *Zoonomia*, vol. ii. p. 400.

Mincing or Pounding Meat saveth the grinding of the Teeth; and therefore (no doubt) is more nourishing, especially in Age,—or to them that have weak teeth; but butter is not proper for weak bodies,—and therefore moisten it in pounding with a little Claret wine, and a very little Cinnamon or Nutmeg.”—Lord BACON; *Natural History*, Century I. 54.

Obs.—Meat that has been boiled down for Gravies, &c. see (182 and 227), (which has heretofore been considered the perquisite of the Cat) and is completely drained of all its succulence, beat in a mortar with Salt and a little ground Black Pepper and Allspice, as directed in the foregoing Receipt, and it will make as good Potted Beef as Meat that has been baked till its moisture is entirely extracted, which it must be, or it will not keep two days.

MEM.—Meat that has not been previously salted, will not keep so long as that which has.

SANDWICHES,

421. Properly prepared, are an elegant and convenient Luncheon

or Supper,—but have got out of Fashion—from the bad manner in which they are commonly made: to cut the bread neatly with a sharp knife seems to be considered the only essential, and the lining is composed of any offal odds and ends—that cannot be sent to table in any other form.

Whatever is used must be carefully trimmed from every bit of Skin, Gristle, &c.—and nothing introduced but what you are absolutely certain will be acceptable to the Mouth.

MATERIALS FOR MAKING SANDWICHES.

422.

Cold Meat, or Poultry.
Potted ditto (419).
Savoury ditto (414).
Potted Lobster (177), or Shrimp (174).
Potted Cheese (560).
Potted or grated Ham (428).
Ditto, or grated Tongue.
Anchovy (372 and 373).

German Sausage.
Cold Pork ditto (86).
Hard Eggs, pounded with a little Butter and Cheese.
Grated Ham, or Beef.
Various Force-meats, &c. (315, &c.)
Curry-Powder, Zest, Mustard, Pepper, and Salt, are added occasionally.

MEAT CAKES.

423. If you have any cold Meat, Game, or Poultry (if under-done, all the better), mince it fine, with a little fat bacon or ham, or an anchovy; season it with a little pepper and salt; mix well, and make it into small cakes three inches long, half as wide, and half an inch thick: fry these a light brown, and serve them with good gravy, or put it into a mould, and boil or bake it.

N.B. Bread-crumbs, hard yolks of Eggs, Onions, Sweet Herbs, Savoury Spices, Zest, or Curry-Powder, or any of the Force-meats. See (315 to 325).

FISH CAKES for *Maigre Days*, may be made in like manner.

BUBBLE AND SQUEAK, OR FRIED BEEF OR MUTTON AND CABBAGE.

“When 'midst the frying Pan in accents savage,
The Beef, so surly, quarrels with the Cabbage.”

424. For this, as for a Hash, select those parts of the joint that have been least done:—it is generally made with slices of cold boiled salted Beef, sprinkled with a little Pepper, and just lightly browned with a bit of Butter in a frying-pan: *if it is fried too much it will be hard.*

Boil a Cabbage, squeeze it quite dry, and chop it small; take the Beef out of the frying-pan, and lay the Cabbage in it; sprinkle a little pepper and salt over it; keep the pan moving over the fire for a few minutes; lay the Cabbage in the middle of a dish, and the Meat round it.

For Sauce, see (303, or 286).

HASHED BEEF, AND ROAST BEEF BONES BROILED.

425. To hash Beef, see Receipt (399, &c., and 305).

The best part to hash is the Fillet or *Inside of the Sirloin*, and the good housewife will always endeavour to preserve it entire for this purpose. See *Obs.* to (21), and Mock Hare (67).

Roast Beef Bones furnish a very relishing Luncheon or Supper, prepared in the following manner, with Poached Eggs (548), or Fried Eggs (551), or Mashed Potatoes (102), as accompaniments.

Divide the Bones, leaving good pickings of meat on each ;—score them in squares, pour a little melted butter on them, and sprinkle them with pepper and salt ; put them on a dish ; set them in a DUTCH OVEN for half or three quarters of an hour, according to the thickness of the meat ; keep turning them till they are quite hot and brown ;—or broil them on the gridiron. Brown them, but *don't burn them black*. For Sauce (301, 2, 3).

OX-CHEEK STEWED.

426. Prepare this the day before it is to be eaten ; clean it, and put it into soft water just warm ; let it lie three or four hours, then put it into cold water, and let it soak all night ; next day wipe it clean, put it into a stew-pan, and just cover it with water ;—skim it well when it is coming to a boil, then put two whole Onions, stick two or three Cloves into each, three turnips quartered, a couple of Carrots sliced, two Bay-leaves, and twenty-four corns of Allspice, a head of Celery, and a bundle of Sweet Herbs, pepper, and salt ; to these, those who are for a "*haut goût*" may add Cayenne and Garlic, in such proportions as the palate that requires them may desire.

Let it stew gently till perfectly tender, *i. e.* about three hours ; then take out the Cheek, divide it into handsome pieces, fit to help at table ; skim, and strain the gravy ; melt an ounce and a half of butter in a stew-pan ; stir into it as much flour as it will take up ; mix with it by degrees a pint and a half of the gravy ; add to it a table-spoonful of Basil, Tarragon, or Elder vinegar, or the like quantity of Mushroom or Walnut Catchup, or Cavice, or Port wine, and give it a boil.

Serve up in a soup or ragoût-dish ; or make it into Barley Broth, (193).

Obs.—This is a very economical, nourishing, and savoury meal. See OX-CHEEK SOUP, (216), and *Calf's Head Hashed*, (438).

OX-TAILS STEWED.

427. Divide them into joints ; wash them ; parboil them ; set them on to stew in just water enough to cover them,—and dress

them in the same manner as we have directed in (453), Stewed Giblets, for which they are an excellent substitute.

N.B. See Ox-Tail Soup, (217).

POTTED HAM, OR TONGUE.

428. Cut a pound of the lean of cold boiled Ham or Tongue, and pound it in a mortar with a quarter of a pound of the fat, or with fresh butter (in the proportion of about two ounces to a pound), till it is a fine paste (some season it by degrees with a little pounded mace or allspice); put it close down in pots for that purpose, and cover it with Clarified Butter, (231), a quarter of an inch thick; let it stand one night in a cool place. Send it up in the pot, or cut out in thin slices. See *Obs.* on (419).

HASHED VEAL.

429. Prepare it as directed in (399); and to make sauce to warm Veal, see (306).

HASHED OR MINCED VEAL.

430. To make a HASH* cut the Meat into slices;—to prepare MINCED Veal, mince it as fine as possible (do not chop it); put it into a stew-pan with a few spoonful of Veal or Mutton Broth, or make some with the Bones and Trimmings, as ordered for Veal Cutlets (see 90, or 306), a little Lemon-peel minced fine, a spoonful of milk or cream; thicken with butter and flour, and season it with salt, a table-spoonful of Lemon pickle, or Basil wine, (336), &c. or a pinch of Curry powder.

*** *If you have no Cream, beat up the yolks of a couple of Eggs with a little milk: line the dish with sippets of lightly toasted bread.*

Obs.—Minced Veal makes a very pretty dish, put into scollop shells, and bread-crumbed over, and sprinkled with a little butter, and browned in a Dutch Oven, or a cheese-toaster.

TO MAKE AN EXCELLENT RAGOUT OF COLD VEAL.

431. Either a Neck,—Loin,—or Fillet of Veal, will furnish this excellent *Ragoût* with a very little expense or trouble.

Cut the Veal into handsome cutlets; put a piece of butter or clean dripping into a frying-pan; as soon as it is hot, flour and fry the veal of a light brown: take it out, and if you have no gravy ready, make some as directed in the note to (433); or put a pint of boiling water into the frying-pan, give it a boil up for a minute, and strain it into a basin while you make some thickening in the

* See Receipt to Hash Mutton, (305 and 306, and 399).

following manner:—Put about an ounce of butter into a stew-pan ; as soon as it melts, mix with it as much flour as will dry it up ; stir it over the fire for a few minutes, and gradually add to it the gravy you made in the frying-pan ; let them simmer together for ten minutes (till thoroughly incorporated) ; season it with pepper, salt, a little mace, and a wine-glassful of mushroom catchup or wine ; strain it through a tamis to the meat, and *stew very gently* till the meat is thoroughly warmed. If you have any ready-boiled Bacon, cut it in slices, and put it in to warm with the Meat, or (443 or 444).

Veal Cutlets, see (90), &c.

BREAST OF VEAL STEWED.

432. A breast of Veal stewed till quite tender, and smothered with Onion sauce, is an excellent dish ; or in the gravy ordered in the Note to (433).

BREAST OF VEAL RAGOUT.

433. Take off the under bone, and cut the breast in half, lengthways ; divide it into pieces, about four inches long, by two inches wide, *i. e.* in handsome pieces, not too large to help at once :—put about two ounces of Butter into a frying-pan, and fry the Veal till it is a light brown,* then put it into a stew-pan with veal broth,—or as much boiling water as will cover it, a bundle of sweet marjoram, common or lemon-thyme, and parsley, with four cloves, or a couple of blades of pounded mace, three young onions, or one old one, a roll of lemon-peel, a dozen corns of allspice bruised, and a tea-spoonful of salt : cover it close, and let it all simmer *very gently* till the veal is tender, *i. e.* for about an hour and a half,—if it is very thick, two hours ; then strain off as much (about a quart) of the gravy, as you think you will want, into a basin ; set the stew-pan, with the meat, &c. in it, by the fire to keep hot. *To thicken the Gravy* you have taken out, put an ounce and a half of butter into a clean stew-pan ; when it is melted, stir in as much flour as it will take ; add the gravy by degrees ; season it with salt ; let it boil ten minutes ; skim it well, and season it with two table-spoonsful of white wine, one of mushroom catchup, and same of lemon-juice ; give it

* Some Cooks make the Gravy, &c. in the following manner:—Slice a large Onion ; fry it brown ; drain all fat from it, and put it into a stew-pan with a bunch of Sweet Herbs, a couple of dozen berries of Allspice, same of Black Pepper, three blades of Mace, and a pint and a half of water ; cover down close, and boil gently for half an hour ; then strain it through a sieve over the Veal, and let it simmer gently for about three hours : about half an hour before it is done, mix two table-spoonsful of flour in a tea-cupful of cold water ; mix some of the gravy with it, and then put it into the stew-pan.

N.B. Three pints of full-grown green pease are sometimes added when the Veal is put in.

a boil up and it is ready : now put the veal into a ragoût dish, and strain the gravy through a fine sieve to it.

OR,

434. *By keeping the Meat whole*, you will better preserve the succulence of it.

Put the Veal into a stew-pan, with two ounces of butter and two whole onions (such as weigh about two ounces each) ; put it on the fire, and fry it about five minutes ; then cover it with boiling water : when it boils, skim it ; then put in two small blades of mace, a dozen blades of allspice, the same of black pepper ; cover it close, and let it simmer gently for an hour and a half ; then strain as much of the gravy as you think you will want into a basin ; put the stew-pan by the fire to keep hot. *To thicken it*, put an ounce and a half of butter into a clean stew-pan ; when it is melted, stir in as much flour as it will take ; add the gravy by degrees ; season it with salt, and when it boils it is ready. Put the Veal on a dish, and strain the gravy through a fine sieve over it.

Obs.—Forcemeat Balls, see (318), &c. ; Truffles, Morells, Mushrooms, and Curry powder, &c. are sometimes added ; and Rashers of Bacon or Ham, (443 and 444), or Fried Pork Sausages.

N.B. These are nice dishes in the Pea season.

SCOTCH COLLOPS.

435. The Veal must be cut the same as for Cutlets, in pieces about as big as a crown-piece ; flour them well, and fry them of a light brown in fresh butter ; lay them in a stew-pan ; dredge them over with flour, and then put in as much boiling water as will well cover the veal ; pour this in by degrees, shaking the stew-pan, and set it on the fire ; when it comes to a boil, take off the scum, put in one onion, a blade of mace, and let it simmer very gently for three quarters of an hour ; lay them on a dish, and pour the gravy through a sieve over them.

N.B. Lemon-Juice and Peel,—Wine,—Catchup, &c., are sometimes added ; add CURRY POWDER, (383), and you have CURRY COLLOPS.

VEAL OLIVES.

436. Cut half a dozen slices off a Fillet of Veal, half an inch thick, and as long and square as you can ; flat them with a chopper, and rub them over with an egg that has been beat on a plate ; cut some fat bacon as thin as possible, the same size as the veal ; lay it on the veal, and rub it with a little of the egg ; make a little veal forcemeat, see receipt (318), and spread it very thin over the bacon ;

roll up the olives tight, rub them with the egg, and then roll them in fine bread crumbs; put them on a lark-spit, and roast them at a brisk fire: they will take three quarters of an hour.

RUMP-STEAKS are sometimes dressed this way.

Mushroom Sauce, brown (270, or 271), or Beef Gravy (287). Vide Chapter on Sauces, &c.

COLD CALF'S HEAD HASHED.

437. See *Obs.* to boiled Calf's head, (11).

CALF'S HEAD HASHED, OR RAGOUT.

438. (See also 223). Wash a Calf's head, which, to make this dish in the best style, should have the *Skin* on, and boil it, see (11); boil one half all but enough, so that it may be soon quite done when put into the hash to warm,—the other quite tender; from this half take out the bones: score it superficially; beat up an egg; put it over the head with a paste-brush, and strew over it a little grated Bread and Lemon-Peel, and Thyme and Parsley, chopped very fine, or in powder, then Bread-crumbs, and put it in the Dutch oven to brown.

Cut the other half-head into handsome slices, and put it into a stew-pan with a quart of Gravy (287), or Turtle Sauce (293,) with Force-meat balls (318, 322), Egg-balls, a wine-glassful of White Wine, and some Catchup, &c.; put in the meat; let it warm together, and skim off the fat.

Peel the Tongue, and send it up with the Brains round it as a side dish, as directed in (11); or beat them up in a basin with a spoonful of flour, two eggs, some grated lemon-peel, thyme, parsley, and a few leaves of very finely-minced sage; rub them well together in a mortar, with pepper, salt, and a scrape of nutmeg; fry them (in little cakes) a very light brown; dish up the hash with the half-head you browned in the middle; and garnish with crisp, or curled rashers of Bacon, fried Bread Sippets (279, 443, and 444), and the Brain Cakes.

N.B. It is by far the best way to make a *Side Dish* of the TONGUE and BRAINS: if you do, send up a piece of Bacon as a companion for it, or garnish the Tongue and Brains with the rashers of Bacon and the Force-meat balls, both of which are much better kept dry than when immersed in the gravy of the Ragout.

Obs.—In order to make what Common Cooks, who merely cook for the eye, call a *fine—large—handsome Dishful*, they put in not only the eatable parts, but all the knots of gristle, and lumps of fat, offal, &c.; and when the *Grand Gourmand* fancies he is helped as

plentifully as he could wish, he often finds one solitary morsel of meat among a large lot of lumps of gristle, fat, &c.

We have seen a very elegant dish of *the Scalp* only sent to table rolled up—it looks like a sucking Pig.

VEAL CUTLETS BROILED PLAIN, OR FULL-DRESSED.

439. Divide the best end of a neck of Veal into cutlets, one rib to each,—broil them plain, or make some fine bread-crumbs;—mince a little parsley, and a very little eschalot, as small as possible; put it into a clean stew-pan, with two ounces of butter, and fry it for a minute,—then put on a plate the yolks of a couple of Eggs; mix the herbs, &c. with it, and season it with pepper and salt: dip the Cutlets into this mixture, and then into the Bread;—lay them on a Gridiron over a clear slow fire till they are nicely browned on both sides,—they will take about an hour: send up with them a few slices of Ham or Bacon fried, or done in the Dutch oven. See (443 and 444), and half a pint of (293, or 303).

KNUCKLE OF VEAL TO RAGOUT.

440. Cut a knuckle of Veal into slices about half an inch thick; pepper, salt, and flour them; fry them a light brown; put the trimmings into a stew-pan, with the bone broke in several places; an onion sliced, a head of celery, a bunch of sweet herbs, and two blades of bruised Mace: pour in warm water enough to cover them about an inch; cover the pot close, and let it stew very gently for a couple of hours; strain it, and then thicken it with flour and butter; put in a spoonful of Catchup, a glass of wine, and juice of half a lemon; give it a boil up, and strain into a clean stew-pan; put in the meat, make it hot, and serve up.

Obs.—If Celery is not to be had, use a Carrot instead, or flavour it with Celery-Seed, or (353).

KNUCKLE OF VEAL STEWED WITH RICE.

441. As boiled knuckle of Veal cold is not a very favourite relish with the generality, cut off some Steaks from it, which you may dress as in the foregoing receipt or (439), and leave the Knuckle no larger than will be eaten the day it is dressed. Break the shank-bone, wash it clean, and put it in a large stew-pan with two quarts of water, an Onion, two blades of Mace, and a tea-spoonful of Salt: set it on a quick fire; when it boils take off all the scum,

Wash and pick a quarter of a pound of Rice; put it into the stew

pan with the Meat, and let it stew very gently for about two hours : put the Meat, &c. in a deep dish, and the Rice round it.

Send up Bacon with it, Parsneps or Greens, and finely minced Parsley and Butter, (234).

**MR. GAY'S RECEIPT TO STEW A KNUCKLE
OF VEAL.—(442).**

Take a knuckle of Veal ;
You may buy it or steal :
In a few pieces cut it,
In a stewing-pan put it ;
Salt, pepper, and mace,
Must season this knuckle ;
Then, what's joined to a place *
With other herbs muckle :
That which killed King Will, †
And what never stands still ; ‡
Some sprigs of that bed §
Where children are bred.
Which much you will mend, if
Both spinach and endive,
And lettuce and beet,
With marigold meet.
Put no water at all,
For it maketh things small,
Which lest it should happen,
A close cover clap on :
Put this pot of Wood's metal §
In a boiling-hot kettle ;
And there let it be,
(Mark the doctrine I teach),
About, let me see,
Thrice as long as you preach. ¶
So skimming the fat off,
Say grace with your hat off,
O! then with what rapture
Will it fill Dean and Chapter!

SLICES OF HAM OR BACON.

(443). Ham or Bacon, may be *fried*, or BROILED on a gridiron over a clear fire, or TOASTED with a fork :—take care to slice it of the same thickness in every part.

If you wish it CURLED, cut it in slices about two inches long (if longer, the outside will be done too much before the the inside is done enough) ; roll it up, and put a little wooden skewer through it : put it in a Cheese-toaster, or Dutch oven for eight or ten minutes, turning it as it gets crisp.

This is considered the handsomest way of dressing Bacon : but we like it best uncurled, because it is crisper, and more equally done.

Obs.—Slices of Ham or Bacon should not be more than half a

* Vulgo, salary.

† Supposed sorrel.

‡ This is by Dr. BENTLEY thought to be time, or thyme.

§ Parsley. Vide CHAMBERLAYNE.

§ Of this composition, see the works of the copper-farthing dean.

¶ Which we suppose to be near four hours.

quarter of an inch thick, and will eat much more mellow if soaked in hot water for a quarter of an hour, and then dried in a cloth before they are broiled, &c.

RELISHING RASHERS OF BACON.

444. If you have any *Cold Bacon*, you may make a very nice dish of it by cutting it into slices about a quarter of an inch thick ; grate some crust of bread, as directed for Ham (see 15), and powder them well with it on both sides ; lay the rashers in a Cheese-toaster,—they will be browned on one side in about three minutes ;—turn them and do the other.

Obs.—These are a delicious accompaniment to poached or fried Eggs :—the Bacon having been boiled* first, is tender and mellow. —They are an excellent garnish round Veal Cutlets, or Sweet-breads, or Calf's head Hash, or Green Pease, or Beans, &c.

HASHED VENISON.

445. If you have enough of its own Gravy left, it is preferable to any to warm it up in :—if not, take some of the Mutton Gravy (298), or the bones and trimmings of the joint (after you have cut off all the handsome slices you can to make the hash) ; put these into some water, and stew them gently for an hour ; then put some butter into a stew-pan : when melted, put to it as much flour as will dry up the butter, and stir it well together ; add to it by degrees the Gravy you have been making of the trimmings, and some Red Currant Jelly ; give it a boil up ; skim it ; strain it through a sieve, and it is ready to receive the Venison ; put it in, and let it just get warm :—*if you let it boil it will make the Meat hard.*

HASHED HARE.

446. Cut up the Hare into pieces fit to help at table, and divide the joints of the legs and shoulders, and set them by ready.

Put the trimmings and gravy you have left, with half a pint of water (there should be a pint of liquor), and a table-spoonful of Currant Jelly, into a clean stew-pan, and let it boil gently for a quarter of an hour ; then strain it through a sieve into a basin, and pour it back into the stew-pan ; now flour the Hare, put it into the gravy, and let it simmer very gently till the Hare is warm (about twenty minutes) ; cut the Stuffing into slices, and put it into the hash to get warm, about five minutes before you serve it ; divide the head, and lay one half on each side the dish.

For Hare Soup, see (219), Mock Hare (67).

* To boil Bacon, see (14).

JUGGED HARE.

447. Wash it very nicely ; cut it up into pieces proper to help at table, and put them into a *Jugging-Pot* (these are made by LLOYD, 178, Strand), or into a Stone Jar,* just sufficiently large to hold it well ; put in some Sweet Herbs, a roll or two of rind of a Lemon, or a Seville Orange, and a fine large Onion with five cloves stuck in it,—and if you wish to preserve the flavour of the Hare, a quarter of a pint of water ; if you are for a *Ragoût*, a quarter of a pint of claret, or Port wine, and the juice of a Seville Orange, or Lemon : tie the jar down closely with a bladder, so that no steam can escape ; put a little hay in the bottom of the sauce-pan, in which place the jar, and pour in water till it reaches within four inches of the top of the jar ; let the water boil for about three hours, according to the age and size of the hare (take care it is not *over-done*, which is the general fault in all made dishes, especially this), keeping it boiling all the time, and fill up the pot as it boils away. When quite tender, strain off the gravy clear from fat ; thicken it with flour, and give it a boil up : lay the Hare in a soup-dish, and pour the gravy to it.

Obs.—You may make a Pudding the same as for Roast Hare (see 321), and boil it in a cloth ; and when you dish up your Hare, cut it in slices, or make Force-meat Balls of it for garnish.

For sauce (297).

OR,

448. A much easier, quicker, and more certain way of proceeding is the following :—

Prepare the Hare the same as for jugging ; put it into a stew-pan with a few Sweet Herbs, half-a-dozen Cloves, the same of Allspice and Black pepper, two large Onions, and a roll of Lemon-peel : cover it with water ; when it boils, skim it clean, and let it simmer gently till tender (about two hours), then take it up with a slice, set it by the fire to keep hot while you thicken the gravy ; take three ounces of butter, and some flour, rub together ; put in the gravy ; stir it well, and let it boil about ten minutes ; strain it through a sieve over the Hare, and it is ready.

* Meat dressed by the heat of boiling water, without being immediately exposed to it, is a mode of cookery that deserves to be more generally employed : it becomes delicately tender, without being over-done, and the whole of the nourishment and gravy is preserved. This, in chemical technicals, is called *Bal-neum Maris*, a WATER-BATH ; in culinary, BAIN-MARIE ; which A. CHAPPELLE, in his "*Modern Cook*," 8vo. page 25, London, 1744, translates, "Mary's Bath." See Note to (400).

MARY SMITH, in her "*Complete Housekeeper*," 1772, 8vo. pages 105 and 247, translates "*Sauce Robert*," ROE-BOT SAUCE,—an "*Omelette*," a HAMLET,—and gives you a receipt how to make "*Soupe à la RAIN*!"

DRESSED DUCKS, OR GEESE HASHED.

449. Cut an Onion into small dice ; put it into a stew-pan with a bit of Butter ; fry it, but do not let it get any colour ; put as much boiling water into the stew-pan as will make sauce for the hash ; thicken it with a little flour ; cut up the duck, and put it into the sauce to warm ; do not let it boil ; season it with pepper and salt, and catchup.

N.B. The LEGS OF GEESE, &c. broiled, and laid on a bed of Apple Sauce, are sent up for Luncheon or Supper.

OR,

450. Divide the Duck into joints ; lay it by ready ; put the trimmings and stuffing into a stew-pan, with a pint and a half of broth or water ; let it boil half an hour, and then rub it through a sieve ; —put half an ounce of butter into a stew-pan ; as it melts mix a table-spoonful of flour with it ; stir it over the fire a few minutes, then mix it with the gravy by degrees ; as soon as it boils, take off the scum, and strain through a sieve into a stew-pan ; put in the Duck, and let it stew very gently for ten or fifteen minutes, if the Duck is rather under roasted : if there is any fat, skim it off : line the dish you serve it up in with sippets of bread, either fried or toasted.

RAGOUTS OF POULTRY, GAME, PIGEONS, RABBITS, &c.

451. Half roast it, then stew it whole, or divide it into joints and pieces proper to help at table, and put it into a stew-pan, with a pint and a half of Broth,—or as much water,—with any trimmings or parings of meat you have, one large Onion with cloves stuck in it, twelve berries of Allspice, the same of Black Pepper, and a roll of Lemon-peel ; when it boils, skim it very clean ; let it *simmer very gently* for about an hour and a quarter, if a Duck or Fowl,—longer if a larger Bird ; then strain off the liquor, and leave the Ducks by the fire to keep hot ; skim the fat off ;—put into a clean stew-pan two ounces of Butter ; when it is hot stir in as much flour as will make it of a stiff paste : add the liquor by degrees ; let it boil up ; put in a glass of Port wine, and a little Lemon-juice, and simmer it ten minutes ; put the Ducks, &c. into the dish, and strain the sauce through a fine sieve over them.

Garnish with sippets of toasted or fried Bread (319).

Obs.—If the Poultry is only half roasted, and stewed only till just nicely tender, this will be an acceptable *Bonne Bouche* to those who

are fond of Made Dishes. The flavour may be varied by adding Catchup,—Curry Powder,—or any of the flavoured Vinegars.

This is an easily prepared side dish, especially when you have a large Dinner to dress ; and *coming to table ready carved saves a deal of time and trouble* ; it is therefore *an excellent way of serving Poultry, &c. for a Large Party.*

OR,

452. Roast or boil the Poultry in the usual way ; then cut it up, and pour over it a sufficient quantity of (270, or 287, or 307, or 308).

STEWED GIBLETS.

453. Clean two sets of Giblets (see Receipt for Giblet Soup 221) ; put them into a sauce-pan, just cover them with cold water, and set them on the fire ; when they boil, take off the scum, and put in an Onion, three Cloves, or two blades of Mace, a few berries of Black Pepper, the same of Allspice, and half a tea-spoonful of salt ; cover the stew-pan very close, and let it simmer very gently till the Giblets are quite tender ;—*this will take from one hour and a half to two and a half*, according to the age of the Giblets,—the pinions will be done first, and must then be taken out, and put in again to warm when the Gizzards are done : watch them that they do not get too much done :—take them out, and thicken the sauce with Flour and Butter ; let it boil half an hour, or till there is just enough to eat with the Giblets, and then strain it through a tamis into a clean stew-pan ;—cut the Giblets into mouthfuls ; put them into the Sauce, with the juice of half a Lemon, a table-spoonful of Mushroom Catchup ;—pour the whole into a soup-dish, with sippets of Bread at the bottom.

Obs.—OX-TAILS prepared in the same way are excellent eating.

HASHED POULTRY, GAME, OR RABBIT.

454. Cut them into joints, put the trimmings into a stew-pan with a quart of the Broth they were boiled in, and a large Onion cut in four ; let it boil half an hour ; strain it through a sieve : then put two table-spoonsful of Flour in a basin, and mix it well by degrees with the hot broth ; set it on the fire to boil up, then strain it through a fine sieve ; wash out the stew-pan, lay the Poultry in it, and pour the gravy on it (through a sieve) ; set it by the side of the fire to simmer very gently (it must not *boil*) for fifteen minutes ; five minutes before you serve it up, cut the stuffing in slices, and put it in to warm, then take it out, and lay it round the edge of the dish, and put the Poultry in the middle ; carefully skim the fat off

the gravy, then shake it round well in the stew-pan, and pour it to the Hash.

N.B.—You may garnish the dish with Bread Sippets lightly toasted.

PULLED TURKEY, FOWL, OR CHICKEN.

455. Skin a cold Chicken, Fowl, or Turkey; take off the fillets from the breasts, and put them into a stew-pan with the rest of the white meat and wings, side-bones, and merry-thought, with a pint of broth, a large blade of mace pounded, an eschalot minced fine, the juice of half a lemon, and a roll of the peel, some salt, and a few grains of Cayenne; thicken it with flour and butter, and let it simmer for two or three minutes, till the meat is warm. In the meantime score the legs and rump, powder them with pepper and salt, broil them nicely brown, and lay them on or round your pulled chicken.

Obs.—Three table-spoonsful of good cream, or the yolks of as many Eggs, will be a great improvement to it.

TO DRESS DRESSED TURKEY, GOOSE, FOWL, DUCK, PIGEON, OR RABBIT.

456. Cut them in quarters, beat up an Egg or two (according to the quantity you dress) with a little grated Nutmeg, and Pepper and Salt, some Parsley minced fine, and a few crumbs of Bread; mix these well together, and cover the Fowl, &c. with this batter: broil them, or put them in a Dutch oven, or have ready some dripping hot in a pan, in which fry them a light brown colour; thicken a little gravy with some flour, put a large spoonful of Catchup to it, lay the fry in a dish, and pour the sauce round it. You may garnish with slices of Lemon and toasted Bread. See (301).

DEVIL.

457. The Gizzard and Rump, or Legs, &c. of a dressed Turkey, Capon, or Goose, or Mutton or Veal Kidney, scored,—Peppered,—Salted,—and Broiled, sent up for a relish,—being made very hot, has obtained the name of a “Devil.”

Obs.—This is sometimes surrounded with (303), or a sauce of thick melted butter or gravy, flavoured with Catchup (371), Essence of Anchovy (372), Eschalot wine (343), Curry Stuff (383, &c.) See Turtle Sauce (293), or Grill Sauce (301), which, as the Palates of the present day are adjusted, will perhaps please *Grands Gourmands* as well as “*véritable Sauce d’Enfer*.”—Vide *School for the Officers of the Mouth*, p. 368, 18mo. London, 1682.

“Every man must have experienced that—when he has got deep into his third bottle—his palate acquires a degree of torpidity, and his stomach is seized with

a certain craving, which seem to demand a stimulant to the powers of both. The provocatives used on such occasions, an ungrateful world has combined to term devils.

"The *diabes au feu d'enfer*, or dry devils, are usually composed of the broiled legs and gizzards of poultry, fish-bones, or biscuits; and if pungency alone can justify their appellation, never was title better deserved, for they are usually prepared without any other attention than to make them 'hot as their native element,' and any one that can swallow them without tears in his eyes, need be under no apprehension of the pains of fatuity. It is true, they answer the purpose of exciting thirst; but they excoriate the palate, vitiate its nicer powers of discrimination, and pall the relish for the high flavour of good wine: in short, no man should venture upon them whose throat is not paved with mosaic, unless they be seasoned by a cook who can poise the pepper-box with as even a hand as a judge should the scales of justice.

"It would be an insult to the understanding of our readers, to suppose them ignorant of the usual mode of treating common devils; but we shall make no apology for giving the most minute instructions for the preparation of a gentler stimulant, which, besides, possesses this advantage—that it may be all done at the table, either by yourself, or at least under your own immediate inspection.

"Mix equal parts of fine salt, Cayenne pepper, and curry-powder, with double the quantity of powder of truffles: dissect, *secundum artem*, a brace of wood-cocks rather under-roasted, split the heads, sub-divide the wings, &c. &c., and powder the whole gently over with the mixture: crush the trail and brains along with the yolk of a hard-boiled egg, a small portion of pounded mace, the grated peel of half a lemon, and half a spoonful of soy, until the ingredients be brought to the consistence of a fine paste: then add a table-spoonful of catchup, a full wine-glass of Madeira, and the juice of two Seville oranges: throw this sauce, along with the birds, into a silver stew-dish, to be heated with spirits of wine—cover close up—light the lamp—and keep gently simmering, and occasionally stirring, until the flesh has imbibed the greater part of the liquid. When you have reason to suppose it is completely saturated, pour in a small quantity of salad oil, stir all once more well together, 'put out the light, and then!'—serve it round instantly; for it is scarcely necessary to say, that a devil should not only be hot in itself, but eaten hot.

"There is, however, one precaution to be used in eating it, to which we most earnestly recommend the most particular attention, and for want of which, more than one accident has occurred. It is not, as some people might suppose—to avoid eating too much of it—for that your neighbours will take good care to prevent; but it is this:—in order to pick the bones, you must necessarily take some portion of it with your fingers; and, as they thereby become impregnated with its flavour, if you afterwards chance to let them touch your tongue—you will infallibly lick them to the bone, if you do not swallow them entire."—See page 124, &c. of the entertaining "ESSAYS ON GOOD LIVING."

MARROW-BONES.

458. Saw the Bones even, so that they will stand steady; put a piece of paste into the ends: set them upright in a Sauce-pan, and boil till they are done enough:—a Beef Marrow-Bone will require from an hour and a half to two hours; serve fresh-toasted Bread with them.

SCOTCH WOODCOCK.

458.* Three or four slices of Bread, Toast and Butter well on both sides—nine or ten Anchovies washed, scraped, and chopped fine—put them between the slices of Toast,—have ready the yolks of four Eggs *well beaten*, and half a pint of Cream—which set over the Fire to thicken, but not boil—then pour it over the Toast, and serve it to Table as hot as possible.

OBSERVATIONS ON PICKLES.

459. WE are not fond of PICKLES,—these sponges of Vinegar are often very Indigestible, especially in the crisp state in which they are most admired. The INDIAN FASHION of *pounding pickles is an excellent one.*—We recommend those who have any regard for their Stomach, yet still wish to indulge their Tongue,—instead of eating Pickles, which are really merely vehicles for taking a certain portion of Vinegar and Spice, &c. to use the *Flavoured Vinegars*, such as *Burnet* (339), *Horseradish* (340), *Tarragon* (335), *Mint*, *Cress* (337, 342, 344, 347, 382, 384), &c.; by combinations of these, a relish may easily be composed, exactly in harmony with the palate of the eater.

The Pickle made to preserve Cucumbers, &c. is generally so strongly impregnated with Garlic, Mustard, and Spice, &c. that the original flavour of the Vegetables is quite overpowered; and if the eater shuts his eyes, his Lingual nerves will be puzzled to inform him whether he is munching an Onion or a Cucumber, &c. and nothing can be more absurd, than to pickle Plums, Peaches, Apricots, Currants, Grapes, &c.

The Strongest Vinegar must be used for Pickling:—it must not be boiled (or the strength of the Vinegar and Spices will be evaporated). By parboiling the Pickles in brine, they will be ready in much less time than they are when done in the usual manner, of soaking them in cold salt and water for six or eight days. When taken out of the hot brine, let them get cold *and quite dry* before you put them into the Pickle.

To assist the preservation of Pickles, a portion of Salt is added, and for the same purpose, and to give flavour,—Long Pepper,—Black Pepper,—Allspice,—Ginger,—Cloves,—Mace,—Garlic,—Eschalots,—Mustard,—Horseradish,—and Capsicum.

The following is the best method of preparing the Pickle, as cheap as any, and requires less care than any other way.

Bruise in a mortar four ounces of the above Spices;—put them into a stone jar with a quart of the strongest Vinegar, stop the jar closely with a bung,—cover that with a bladder soaked with Pickle, set it on a trivet by the side of the fire for three days, well shaking it up at least three times in the day; the pickle should be at least three inches above the Pickles. *The Jar being well closed, and the infusion being made with a mild heat, there is no loss by evaporation.*

To enable the articles pickled more easily and speedily to imbibe the flavour of the Pickle they are immersed in, previously to pouring it on them—run a larding-pin through them in several places.

The *Spices*, &c. commonly used, are those mentioned in the *Receipt for pickling Walnuts*, which is also an excellent Savoury Sauce for cold meats.

The flavour may be varied *ad infinitum* by adding Celery, Cress-Seed, or Curry Powder (383), or by taking for the Liquor any of the flavoured Vinegars, &c. we have enumerated above; and see the receipts between (334 and 365).

Pickles should be kept in a dry place, in unglazed Earthenware, or *Glass Jars*, which are preferable, as you can, without opening them, observe whether they want filling up: they must be very carefully stopped with well-fitting bungs, and tied over as closely as possible with a bladder wetted with the Pickle; and if to be preserved a long time, after that is dry, it must be dipped in Bottle-Cement, see end of 8th chapter, Rudiments of Cookery, in this work.

When the Pickles are all used, boil up the liquor with a little fresh spice.

To *Walnut Liquor* may be added a few Anchovies and Eschalots: let it stand till it is quite clear, and bottle it: thus you may furnish your table with an excellent savoury keeping sauce for Hashes, Made Dishes, Fish, &c. at very small cost, see (375).

Jars should not be more than three parts filled with the articles pickled, which should be covered with Pickle at least two inches above their surface; the liquor wastes, and all of the articles pickled, that are not covered, are soon spoiled.

When they have been done about a week, open the Jars, and fill them up with Pickle.

Tie a wooden spoon, full of holes, round each jar to take them out with.

If you wish to have *Gherkins*, &c. very *Green*, this may be easily accomplished by keeping them in Vinegar, sufficiently hot, till they become so.

If you wish *Cauliflowers*, *Onions*, &c. to be *White*, use distilled Vinegar for them.

To entirely prevent the mischief arising from the action of the Acid upon the metallic utensils usually employed to prepare Pickles, the whole of the process is directed to be performed in unglazed Stone Jars.

N.B. The maxim of "*Open your Mouth, and shut your Eyes*," cannot be better applied than to Pickles; and the only direction we have to record for the improvement of their complexion, is the joke of Dr. Goldsmith,—"*If their colour does not please you, send 'em to Hammersmith,—that's the way to Turnham Green.*"

Commencing the list with WALNUTS, I must take this opportu-

nity of impressing the necessity of being strictly particular in watching the due season ; for of all the variety of articles in this department to furnish the well-regulated store-room, nothing is so precarious,—for frequently after the first week that Walnuts come in season, they become hard and shelled, particularly if the season is a very hot one : therefore let the prudent housekeeper consider it indispensably necessary they should be purchased as soon as they first appear at market ;—should they cost a trifle more, that is nothing compared to the disappointment of finding, six months hence, when you go to your pickle-jar, expecting a fine relish for your Chops, &c. to find the nuts incased in a shell, which defies both teeth and steel : I therefore recommend you to *look* for WALNUTS *from the twelfth of July* ; that being, I may say, the earliest possible time.

NASTURTIUMS are to be had by the middle of July.

GARLIC, from Midsummer to Michaelmas.

ESCHALOTS, ditto.

ONIONS, the various kinds for pickling, are to be had by the middle of July, and for a month after.

GHERKINS are to be had by the middle of July, and for a month after.

CUCUMBERS are to be had by the middle of July, and for a month after.

MELONS and MANGOES are to be had by the middle of July, and for a month after.

CAPSICUMS, green, red, and yellow, the end of July, and following month.

CHILIES, the end of July, and following month. See (345 and 347, and 348).

LOVE APPLES, or TOMATAS, end of July, and throughout August.

CAULIFLOWER, for pickling, July and August.

ARTICHOKES, for pickling, July and August.

JERUSALEM ARTICHOKES, for pickling, July and August, and for three months after.

RADISH PODS, for pickling, July.

FRENCH BEANS, for pickling, July.

MUSHROOMS, for pickling and catchup, September. See (375).

RED CABBAGE, August.

WHITE CABBAGE, September and October.

SAMPHIRE, August.

HORSERADISH, November and December.

WALNUTS.

460. Make a brine of Salt and Water, in the proportion of a quarter of a pound of Salt to a quart of Water—put the Walnuts into this to soak for a week—or *if you wish to soften them so that they may be soon ready for eating*—run a larding-Pin through them in half a dozen places—this will allow the pickle to penetrate, and they will be much softer, and of better flavour, and ready much sooner than if not perforated :—put them into a stew-pan with such brine, and give them a gentle simmer—put them on a sieve to drain—then lay them on a fish-plate, and let them stand in the air till they turn black—this may take a couple of days—put them into Glass, or unglazed Stone Jars—fill these about three parts with the Walnuts, and fill them up with the following Pickle.

To each quart of the strongest Vinegar put two ounces of Black Pepper, one of Ginger, same of Eschalots, same of Salt, half an ounce of Allspice, and half a drachm of Cayenne. Put these into a stone jar ; cover it with a bladder, wetted with the pickle—tie over that some leather, and set the Jar on a trivet by the side of the fire for three days, shaking it up three times a day, and then pour it while hot to the Walnuts, and cover them down with Bladder wetted with the Pickle, leather, &c.

GHERKINS.

461. Get those of about four inches long, and an inch in diameter ; the crude half-grown little Gherkins usually pickled are good for nothing. Put them into (unglazed) Stone pans ; cover them with a brine of salt and water, made with a quarter of a pound of salt to a quart of water ; cover them down ; set them on the hearth before the fire for two or three days till they begin to turn yellow ; then put away the water, and cover them with hot Vinegar ; set them again before the fire ; keep them hot till they become Green (this will take eight or ten days) : then pour off the Vinegar,—having ready to cover them a Pickle of fresh Vinegar, &c. the same as directed in the preceding receipt for Walnuts (leaving out the Eschalots) ; cover them with a bung, bladder, and leather. Read the Observations on Pickles, (459).

Obs.—The Vinegar the Gherkins were greened in will make excellent SALAD SAUCE,—or for Cold Meats.—It is, in fact, superlative *Cucumber Vinegar*.

FRENCH BEANS--NASTURTIUMS, &c.

462. When young,—and most other small green Vegetables, may be pickled the same way as Gherkins.

BEET ROOTS.

463. Boil gently till they are full three parts done (this will take from an hour and a half to two and a half); then take them out, and when a little cooled, peel them, and cut them in slices about half an inch thick. Have ready a pickle for it, made by adding to each quart of Vinegar an ounce of ground Black Pepper, half an ounce of Ginger pounded, same of Salt, and of Horseradish cut in thin slices; and you may warm it, if you like, with a few Capsicums, or a little Cayenne;—put these ingredients into a Jar; stop it close, and let them steep three days on a trivet by the side of the fire—then, when cold, pour the clear liquor on the Beet-Roots, which have been previously arranged in a jar.

RED CABBAGE.

464. Get a fine purple Cabbage—take off the outside leaves—quarter it—take out the stalk—shred the leaves into a colander—sprinkle them with salt—let them remain till the morrow—drain them dry—put them into a Jar, and cover them with the pickle ordered for *Beet Roots*.

ONIONS.

465. The small round silver button Onions, about as big as a Nutmeg, make a very nice Pickle.—Take off their top coats,—have ready a stew-pan, three parts filled with boiling water, into which put as many onions as will cover the top: as soon as they look clear, immediately take them up with a spoon full of holes, and lay them on a cloth three times folded, and cover them with another till you have ready as many as you wish: when they are quite dry, put them into jars, and cover them with hot Pickle, made by infusing an ounce of Horseradish, same of Allspice, and same of Black Pepper, and same of Salt, in a quart of best White-Wine Vinegar, in a stone jar, on a trivet by the side of the fire for three days, keeping it well closed;—when cold, bung them down tight, and cover them with bladder wetted with the pickle, and leather.

CAULIFLOWERS OR BROCCOLI.

466. Choose those that are hard, yet sufficiently ripe—cut away the leaves and stalks.

Set on a stew-pan half full of water, salted in proportion of a quarter of a pound of Salt to a quart of water—throw in the cauliflower—let it heat gradually, when it boils take it up with a spoon full of holes, and spread them on a cloth to dry before the fire, for twenty-four hours at least—when quite dry, put them, piece by piece, into jars or glass tie-overs—and cover them with the pickle we have

directed for *Beet Roots*,—or make a pickle by infusing three ounces of the Curry Powder (383) for three days in a quart of Vinegar by the side of the fire.

Nasturtiums are excellent prepared as above.

INDIAN OR MIXED PICKLE—MANGO OR PICCALILLI,

467. The flavouring ingredients of INDIAN PICKLES are a compound of *Curry Powder*, with a large proportion of *Mustard* and *Garlic*.

The following will be found something like the real Mango Pickle, especially if the Garlic be used plentifully. To each gallon of the strongest Vinegar put four ounces of Curry Powder (383), same of Flour of Mustard (some rub these together, with half a pint of Salad Oil), three of Ginger bruised, and two of Turmeric, half a pound (when skinned) of Eschalots (slightly baked in a Dutch oven), two ounces of Garlic, prepared in like manner, a quarter of a pound of Salt, and two drachms of Cayenne Pepper.

Put these ingredients into a stone jar; cover it with a bladder wetted with the pickle, and set it on a trivet by the side of the fire during three days, shaking it up three times a day—it will then be ready to receive Gherkins—sliced Cucumbers—sliced Onions—Button Onions—Cauliflowers—Celery—Broccoli—French Beans—Nasturtiums—Capsicums, and small green Melons. The latter must be slit in the middle sufficiently to admit a marrow-spoon, with which take out all the seeds—then parboil the melons in a brine that will bear an egg; dry them, and fill them with Mustard-Seed, and two Cloves of Garlic, and bind the Melon round with packthread.

Large Cucumbers may be prepared in like manner.

Green peaches make the best imitation of the Indian Mango.

The other articles are to be separately parboiled (excepting the Capsicums) in a brine of Salt and Water strong enough to bear an egg—taken out and drained—and spread out, and thoroughly dried in the sun—on a stove—or before a fire, for a couple of days, and then put into the Pickle.

Any thing may be put into this Pickle, except Red Cabbage and Walnuts.

It will keep several years.

Obs.—TO THE INDIAN MANGO PICKLE is added a considerable quantity of *Mustard-Seed Oil*, which would also be an excellent warm ingredient in our Salad Sauces.

OBSERVATIONS ON PUDDINGS AND PIES.

468. THE Head of Man is like a Pudding ; and whence have all Rhymes, Poems, Plots, and Inventions sprung—but from that same Pudding? What is Poetry but a Pudding of Words !

The Physicians, though they cry out so much against Cooks and Cookery, yet are but Cooks themselves ; with this difference only—the Cook's Pudding lengthens life—the Physician's shortens it : so that we live and die by pudding—For what is a Clyster but a Bag Pudding—a Pill but a Dumpling—or a Bolus but a Tanzy, though not altogether so toothsome. In a word, Physic is only a puddingizing, or Cookery of Drugs :—the law is but a Cookery of Quibbles.

The Universe itself is but a Pudding of Elements,—Empires, Kingdoms, States, and Republics, are but Puddings of People differently mixed up.

The Celestial and Terrestrial Orbs are deciphered to us by a pair of Globes, or Mathematical Puddings.

The success of War, and the fate of Monarchies, are entirely dependent on Puddings and Dumplings,—for what else are Cannonballs but Military Puddings, or Bullets but Dumplings—only with this difference, they do not sit so well on the stomach as a good Marrow Pudding or Bread Pudding. In short, there is nothing valuable in Nature but what more or less has an allusion to Pudding or Dumpling.

Some swallow every thing whole and unmixed, so that it may rather be called a Heap than a Pudding. Others are so squeamish, that the greatest mastership in Cookery is required to make the Pudding palatable :—the Suet, which others gape and swallow by gobs, must for these puny stomachs be minced to atoms, the Plumbs must be picked with the utmost care, and every ingredient proportioned to the greatest nicety, or it will never go down.—From a learned Dissertation on Dumplings. 3vo. 1726, p. 20.

MEDITATION ON A PUDDING.

“ Let us seriously reflect what a pudding is composed of. It is composed of flour, that once waved in the golden grain, and drank the dews of the morning ; of milk pressed from the swelling udder by the gentle hand of the beautiful milk-maid, whose beauty and innocence might have recommended a worse draught ; who while she stroked the udder, indulged in no ambitious thoughts of wandering in palaces, formed no plans for the destruction of her fellow-creatures—milk that is drawn from the cow, that useful animal, that

eats the grass of the field, and supplies us with that which made the greatest part of the food of mankind in the age which the poets have agreed to call golden. It is made with an egg, that miracle of nature, which the theoretical Burnet has compared to Creation. An egg contains water within its beautiful smooth surface; and an unformed mass, by the incubation of the parent, becomes a regular animal, furnished with bones and sinews, and covered with feathers.

Let us consider—Can there be more wanting to complete the Meditation on a Pudding? If more be wanting more can be found—It containssalt, which keeps the sea from putrefaction—salt, which is made with the image of intellectual excellence, contributes to the formation of a Pudding.—BOSWELL'S *Journal of a Tour to the Hebrides with Dr. Johnson*. 8vo. 1785, p. 440.

The quality of the various Articles employed in the composition of Puddings and Pies varies so much, that two puddings made exactly according to the same receipt, will be so different* one would hardly suppose they were made by the same person,—and certainly not with precisely the same quantity of the (apparently) same Ingredients. Flour fresh ground—pure New Milk—Fresh-laid Eggs—Fresh Butter—Fresh Suet, &c. will make a very different composition, than when kept till each article is half spoiled.

Plum Puddings, when boiled, if hung up in a cool place in the cloth they are boiled in, *will keep good some months*; when wanted, take them out of the cloth, and put them into a clean cloth, and as soon as warmed through—they are ready.

MEM.—In composing these Receipts, the quantities of EGGS, BUTTER, &c. are considerably less than are ordered in other Cookery Books; but quite sufficient for the purpose of making the puddings light and wholesome,—we have diminished the Expense, without impoverishing the preparations; and the Rational Epicure will be as well pleased with them—as the Rational Economist.

MILK, in its genuine state, varies considerably in the quantity of Cream it will throw up,—depending on the material with which the Cow is fed. The Cow that gives the most milk does not always produce the most Cream, which varies fifteen or twenty per cent; this may be immediately and accurately ascertained by the *Lactometer*, sold by Jones, Mathematical Instrument Maker, Charing Cross, price 2s. 6d.

In London, the Milk is not only subject to these variations; but

* An old Gentlewoman, who lived almost entirely on Puddings, told us it was a long time before she could get them made uniformly good—till she made the following Rule—"if the Pudding was good, she let the Cook have the remainder of it—if it was not, she gave it to her Lap-Dog;" but as soon as this resolution was known, poor little Bow-Wow seldom got the sweet treat after.

is generally not only *skimmed*,—but thinned with *Sky-blue* (water) from the *Iron-tailed Cow* (the pump).

London Cream, we are told, is sometimes adulterated with Milk, thickened with Potato-starch, and tinged with Turmeric:—this accounts for the *Cockneys*, on making an expedition into the country, being *so extremely surprised to find the thickest part of the Cream—at the Top*.

EGGS vary considerably in size; in the following Receipts we mean the full-sized Hen's Egg;—if you have only Pullet's Eggs, use two for one. Break Eggs one by one into a Basin, and not all into the bowl together; because then, if you meet with a bad one, that will spoil all the rest;—strain them through a sieve to take out the treadles.

N.B. To preserve Eggs for twelve months, see N.B. to (549). SNOW—and SMALL BEER—have been recommended by some Economists as admirable substitutes for Eggs:—they will no more answer this purpose than as substitutes for *Sugar* or *Brandy*.

FLOUR, according to that champion against adulteration, Mr. Accum, varies in quality as much as any thing.

BUTTER also varies much in quality. *Salt Butter* may be washed from the Salt, and then it will make very good Pastry.

LARD varies extremely from the time it is kept, &c. When you purchase it, have the bladder cut, and ascertain that it be sweet and good.

SUET. Beef is the best—then Mutton and Veal:—when this is used in very hot weather, while you chop it, dredge it lightly with a little Flour.

BEEF-MARROW is excellent for most of the purposes for which Suet is employed.

DRIPPINGS, especially from Beef, when very clean and nice, are frequently used for Kitchen Crusts and Pies, and for such purposes are a satisfactory substitute for Butter, Lard, &c. To clean and preserve Drippings, see (83).

CURRENTS, previous to putting them into the Pudding, should be plumped; this is done by pouring some boiling water upon them:—wash them well, and then lay them on a sieve or cloth before the fire,—pick them clean from the stones;—this not only makes them look better, but cleanses them from all dirt.

RAISINS, FIGS, DRIED CHERRIES, CANDIED ORANGE AND LEMON-PEEL, CITRON, AND PRESERVES of all kinds, FRESH FRUITS, Gooseberries, Currants, Plums, Damsons, &c. are added to Batter and Suet Puddings, or enclosed in the Crust ordered for Apple Dumplings, and make all the various puddings called by those names.

BATTER PUDDINGS must be quite smooth and free from lumps ; to insure this, first mix the Flour with a little Milk—add the remainder by degrees—and then the other ingredients.

If it is a plain Pudding, put it through a hair-sieve—this will take out all lumps effectually.

BATTER PUDDINGS should be tied up tight : if boiled in a mould, butter it first—if baked, also butter the pan.

Be sure the water boils before you put in the Pudding—set your stew-pan on a trivet over the fire, and keep it steadily boiling all the time—if set upon the fire, the Pudding often burns.

Be scrupulously careful that your *Pudding-Cloth* is perfectly sweet and clean ; wash it without any Soap—unless very greasy—then rinse it thoroughly in clean water after. Immediately before you use it, dip it in Boiling Water ; squeeze it dry, and dredge it with Flour.

If your fire is very fierce, mind and stir the Puddings every now and then, to keep them from sticking to the bottom of the sauce-pan ; if in a Mould, this care is not so much required, but keep plenty of water in the sauce-pan.

When *Puddings* are boiled in a *Cloth*, it should be just dipped in a Basin of cold water, before you untie the *Pudding-Cloth*, as that will prevent it from sticking ; but when boiled in a Mould, if it is well buttered, they will turn out without. Custard or Bread Puddings require to stand five minutes before they are turned out. They should always be boiled in a Mould or Cups.

Keep your Paste-board, Rolling-pin, Cutters, and Tins very clean—the least dust on the Tins and Cutters, or the least hard Paste on the Rolling-pin, will spoil the whole of your labour.

Things used for Pastry or Cakes, should not be used for any other purpose ; be very careful that your Flour is dried at the fire before you use it, for Puff Paste or Cakes ; if damp it will make them heavy.

In using Butter for *Puff Paste*, you should take the greatest care to previously work it well on the Paste-board or Slab, to get out all the water and butter-milk, which very often remains in ;—when you have worked it well with a clean knife, dab it over with a soft cloth, and it is then ready to lay on your Paste ; do not make your Paste over stiff before you put in your Butter.

For those who do not understand making *Puff Paste*, it is by far the best way to work the Butter in at two separate times—divide it in half—and break the half in little bits, and cover your Paste all over ; dredge it lightly with Flour—then fold it over each side and ends, roll it out quite thin, and then put in the rest of the Butter

—fold it, and roll it again. Remember always to roll Puff Paste from you. The best-made Paste, if not properly baked will not do the Cook any credit.

Those who use *Iron Ovens* do not always succeed in baking Puff Paste, Fruit Pies, &c.—Puff Paste is often spoiled by baking it after Fruit Pies, in an iron oven. This may be easily avoided, by putting two or three bricks that are quite even into the oven before it is first set to get hot. This will not only prevent the syrup from boiling out of the Pies—but also prevent a very disagreeable smell in the kitchen and house—and almost answer the same purpose as a brick oven.

PUFF PASTE.

469. To a pound and a quarter of sifted Flour rub gently in with the hand half a pound of Fresh Butter; mix up with half a pint of Spring-water; knead it well, and set it by for a quarter of an hour; then roll it out thin, lay on it in small pieces, three quarters of a pound more of Butter, throw on it a little Flour, double it up in folds, and roll it out thin three times, and set it by for about an hour *in a cold place*.

PASTE FOR MEAT OR SAVOURY PIES.

470. Sift two pounds of fine Flour to one and a half of good Salt Butter, break it into small pieces, and wash it well in cold water; rub gently together the Butter and Flour, and mix it up with the Yolk of three Eggs, beat together with a Spoon; and nearly a pint of spring-water, roll it out, and double it in folds three times, and it is ready.

TART PASTE FOR FAMILY PIES.

470.* Rub in with the hand half a pound of Butter into one pound and a quarter of Flour, mix it with half a pint of Water, and knead it well.

SWEET, OR SHORT AND CRISP TART PASTE.

471. To one pound and a quarter of fine Flour add ten ounces of Fresh Butter, the Yolks of two Eggs beat, and three ounces of sifted Loaf Sugar, mix up together with half a pint of New Milk, and knead it well. See (497).

N.B. This Crust is frequently Iced.

RAISED PIES.

472. Put two pounds and a half of Flour on the Pasteboard,—and put on the fire, in a sauce-pan, three quarters of a pint of Water, and half a pound of good Lard;—when the water boils,

make a hole in the middle of the flour, pour in the water and lard by degrees, gently mixing the flour with it with a Spoon, and when it is well mixed, then knead it with your hands till it becomes stiff; dredge a little Flour to prevent its sticking to the board, or you cannot make it look smooth:—do not roll it with the Rolling-pin,—but roll it with your hands, about the thickness of a quart pot; cut it into six pieces, leaving a little for the covers,—put one hand in the middle, and keep the other close on the outside till you have worked it either in an oval or a round shape:—have your meat ready cut, and seasoned with Pepper and Salt:—if Pork, cut it in small slices; the Griskin is the best for pasties:—if you use Mutton, cut it in very neat cutlets, and put them in the Pies as you make them; roll out the covers with the Rolling-pin just the size of the pie, wet it round the edge, put it on the pie, and press it together with your thumb and finger, and then cut it all round with a pair of scissors quite even, and pinch them inside and out, and bake them an hour and a half.

PASTE FOR STRINGING TARTLETS, &c.

473. Mix with your hands a quarter of a pound of Flour, an ounce of fresh Butter, and a little cold water; rub it well between the board and your hand till it begins to string; cut it into small pieces, roll it out, and draw it into fine strings, lay them across your Tartlets in any device you please, and bake them immediately.

PASTE FOR CROQUANTS.

474. To half a pound of fine Flour put a quarter of a pound of sifted Loaf Sugar; mix it well together with Yolks of Eggs till of a good stiffness.

SAVOURY PIES, PASTIES, AND PATTIES.

475. The *piquance* of Pies may be regulated *ad libitum*, by sprinkling the articles with Zest (229), Curry-Powder (383, and see 384 and 387), or by covering the bottom of the dish with any of the Force-meats enumerated in (315 to 327), and making it into Balls; lay one ring of these, and another of hard-boiled Eggs cut in halves, round the top of the pie; and instead of putting in water put strong gravy. After the pies are baked, pour in through a funnel any of the various Gravies, Sauces, &c.—Truffles, Mushrooms, Wine, Spices, Pickles, &c. are also added. See also (335 to 343).

MEM.—These are dishes contrived rather to excite Appetite than to satisfy it. Putting Meat or Poultry into a Pie is certainly the very worst way of cooking it;—it is often baked to rags;—and very

rarely indeed does a Savoury Pie come to table that deserves to be introduced to the Stomach.

VENISON PASTY.

476. Take a Neck, Shoulder, or Breast of Venison, that has not hung too long, bone them, trim off all the skin, and cut it into pieces two inches square, and put them into a stew-pan, with three gills of Port Wine, two Onions, or a few Eschalots sliced, some Pepper, Salt, three blades of Mace, about a dozen Allspice, and enough Veal Broth to cover it; put it over a slow fire, and let it stew till three parts done; put the trimmings into another sauce-pan, cover it with water, and set it on a fire. Take out the pieces you intend for the pasty, and put them into a deep dish with a little of their Liquor, and set it by to cool; then add the remainder of the Liquor to the Bones and Trimmings, and boil it till the Pasty is ready,—then cover the Pasty with paste made like (472); ornament the top, and bake it for two hours in a slow Oven; and before it is sent to table, pour in a sauce made with the gravy the venison was stewed in, strained and skimmed free from fat; some Pepper, Salt, half a gill of Port, the Juice of half a Lemon, and a little Flour and Butter to thicken it.

RUMP-STEAK PIE.

477. Cut three pounds of Rump-Steak (that has been kept till tender) into pieces half as big as your hand, trim off all the skin, sinews, and every part which has not indisputable pretensions to be eaten, and beat them with a chopper. Chop very fine half a dozen Eschalots, and add them to half an ounce of pepper and salt mixed, strew some of the mixture at the bottom of the dish, then a layer of Steak, then some more of the mixture, and so on till the dish is full; add half a gill of Mushroom Catchup, and the same quantity of Gravy, or Red Wine; cover it as in the preceding receipt, and bake it two hours.

N.B. Large Oysters, parboiled, bearded, and laid alternately with the Steaks,—their liquor reduced and substituted instead of the Catchup and Wine, will be a variety.

MUTTON OR VEAL PIE.

478. Cut into chops, and trim neatly, and cut away the greatest part of the fat of a Loin, or best end of a Neck of Mutton (the former the best), season them, and lay them in a pie-dish, with a little Water and half a gill of Mushroom Catchup (chopped Onion and Potatoes, if approved); cover it with Paste (470), bake it two

hours ; when done, lift up the crust from the dish with a knife, pour out all the gravy, let it stand, and skim it clean ; add, if wanted, some more seasoning ; make it boil, and pour it into the Pie.

VEAL PIE may be made of the brisket part of the breast ; but must be parboiled first.

VEAL AND HAM PIE.

479. Take two pounds of Veal Cutlet—cut them in middling sized pieces—season with pepper, and a very little salt ; likewise one of Raw or Dressed Ham cut in slices, lay it alternately in the dish, and put some Forced or Sausage Meat (317 or 318) at the top, with some stewed Button Mushrooms, and the yolks of three Eggs boiled hard, and a gill of water ; then proceed as with Rump-Steak Pie.

N.B. The best end of a Neck is the fine part for a Pie, cut into chops, and the Chine Bone taken away.

CHICKEN PIE.

480. Parboil and then cut up neatly two Young Chickens—dry them—set them over a slow fire for a few minutes—have ready some Veal Stuffing or Forcemeat (317 or 318), lay it at the bottom of the dish, and place in the Chickens upon it, and with it some pieces of dressed Ham ; cover it with paste (469). Bake it from an hour and a half to two hours,—when sent to table, add some good Gravy, well seasoned, and not too thick.

DUCK PIE is made in like manner, only substituting the Duck stuffing (320), instead of the Veal.

N.B. The above may be put into a raised French Crust (see 490) and Baked ; when done, take off the top, and put a ragoût of Sweetbread to the Chicken.

RABBIT PIE.

481. Made in the same way as Chicken Pie : but make a Force-meat to cover the bottom of the dish, by pounding a quarter of a pound of boiled Bacon with the Livers of the Rabbits ; some Pepper and Salt, some pounded Mace, some chopped Parsley, and an Eschalot, thoroughly beaten together ; and you may lay some thin slices of ready-dressed Ham or Bacon on the top of your Rabbits. “ This Pie will *ask* Two hours baking,” says Mrs. Mary Tillinghast, in page 29 of her 12mo. volume of Rare Receipts, 1678.

GIBLET PIE.

482. Clean well, and half stew two or three sets of Goose Giblets ; cut the Leg in two,—the Wing and Neck into three,—and

the Gizzard into four pieces ; preserve the liquor, and set the giblets by till cold, otherwise the heat of the giblets will spoil the paste you cover the pie with :—then season the whole with black pepper and salt, and put them into a deep dish ; cover it with paste as directed in (470), rub it over with yolk of Egg, ornament and bake it an hour and a half in a moderate oven : in the meantime take the liquor the giblets were stewed in, skim it free from fat, put it over a fire in a clean stew-pan, thicken it a little with Flour and Butter, or Flour and Water, season it with Pepper and Salt, and the Juice of half a Lemon, add a few drops of browning, strain it through a fine sieve, and when you take the pie from the oven, pour some of this into it through a funnel. Some lay in the bottom of the dish a moderately thick Rump-Steak :—if you have any Cold Game or Poultry, cut it in pieces, and add it to the above.

HARE PIE.

483. Take the Hare, skinned and washed, cut it into pieces, and parboil it for two minutes to cleanse it, wash it well, and put it in a stew-pot with six Eschalots chopped, a gill of Port Wine, a small quantity of Thyme, Savoury, sweet Marjoram, and Parsley, tied in a bunch, four Cloves, and half a dozen Allspice ; cover it with Veal Broth, and stew it till half done ; pick out the prime pieces, such as the Back, Legs, &c. (leaving the remainder to stew till the goodness is quite extracted) ; take the parts preserved, and fill them into a dish with some water, and cover it with paste as (470), bake it an hour, strain the gravy from the trimmings, thicken it a little, and throw in half a gill of Port, the Juice of half a Lemon, and pour it into the Pie boiling hot ;—line the bottom of the dish with Hare Stuffing (321), or make it into Forcemeat Balls.

PIES OF GAME AND WILD FOWL are made in like manner ;—and as the following receipt for *Pigeon Pie*.

PIGEON OR LARK PIE.

484. Truss half a dozen fine large Pigeons as for stewing, season them with Pepper and Salt ; lay at the bottom of the dish a Rump-Steak of about a pound weight, cut into pieces and trimmed neatly, seasoned, and beat out with a chopper ; on it lay the Pigeons, the Yolks of three Eggs boiled hard, and a gill of Broth or Water, and over these a layer of Steaks, wet the edge of the dish, and cover it over with Puff paste (469), or the paste as directed for seasoned pies (470) ; wash it over with Yolk of Egg, and ornament it with leaves of paste and the feet of the Pigeons ; bake it an hour and a

half in a moderate-heated oven : before it is sent to table make an aperture in the top, and pour in some good Gravy quite hot.

EEL PIE.

485. Take Eels about half a pound each,—skin, wash, and trim off the fin with a pair of scissors,—cut them into pieces three inches long, season them with pepper and salt, and fill your dish, leaving out the Heads and Tails. Add a gill of water or Veal Broth, cover it with Paste (470), rub it over with a Paste-brush dipped in yolk of egg, ornament it with some of the same paste, bake it an hour, and when done, make a hole in the centre, and pour in the following sauce through a funnel :—The trimmings boiled in half a pint of Veal Stock, seasoned with pepper and salt, a table spoonful of Lemon-Juice, and thickened with flour and water, strained through a fine sieve—add it boiling hot.

MAIGRE FISH PIES.

486. *Salt Fish Pie.*—The thickest part must be chosen, and put into cold water to soak the night before wanted : then boil it well, take it up, take away the bones and skin, and if it is good fish it will be in fine layers ; set it on a fish-drainer to get cold : in the mean time boil four eggs hard, peel and slice them very thin, the same quantity of onion sliced thin ; line the bottom of a Pie-dish with Fish forcemeat (326), or a layer of potatoes sliced thin,—then a layer of onions, then of fish, and of eggs, and so on till the dish is full ; season each layer with a little pepper, then mix a tea-spoonful of made mustard, the same of Essence of Anchovy, a little Mushroom Catchup, in a gill of water, put it in the dish, then put on the top an ounce of fresh butter broke in bits, cover it with puff paste, and bake it one hour.

Fresh Cod may be done in the same way, by adding a little salt.

All FISH for making PIES, whether Soles, Flounders, Herrings, Salmon, Lobster, Eels, Trout, Tench, &c. should be dressed first ; this is *the most Economical way* for Catholic families, as what is boiled one day will make excellent Pies or Patties the next.

If you intend it for PIES, take the skin off, and the bones out, lay your Salmon, Soles, Turbot, or Cod-fish in layers, and season each layer with equal quantities of pepper, allspice, mace and salt, till the dish is full,—save a little of the liquor that the fish was boiled in, set it on the fire with the bones and skin of the fish ; boil it a quarter of an hour, then strain it through a sieve, let it settle, and pour it in the dish, cover it with puff-paste, bake it about an hour and a quarter. Shrimps, prawns, or oysters added, will improve the

above ; if for **PATTIES**, they must be cut in small pieces, and dressed in a **Beshamell** sauce (307).

COD SOUNDS for a pie should be soaked at least twenty-four hours, then well washed, and put on a cloth to dry,—put in a stew-pan two ounces of fresh butter, with four ounces of sliced onions, fry them of a nice brown, then put in a small table-spoonful of flour, and add half a pint of boiling water ; when smooth, put in about ten **Cod-sounds**, and season them with a little pepper, a glass of white wine, a tea-spoonful of **Essence of Anchovy**, the juice of half a lemon : stir it well together, put it in a pie-dish, cover it with paste, and bake it one hour.

RAISED PORK PIE.

487. Make a raised crust, of a good size, with paste (as directed in 472), about four inches high,—take the rind and **Chine Bone** from a **Loin of Pork**, cut it into chops, beat them with a chopper, season them with pepper and salt, and fill your Pie ; put on the top and close it, and pinch it round the edge, rub it over with yolk of egg, and bake it two hours with a paper over it, to prevent the crust from burning. When done, pour in some good **Gravy**, with a little ready-mixed **Mustard** (if approved).

N.B As the above is generally eaten cold, it is an excellent repast for a journey and will keep for several days.

RAISED HAM PIE.

488. Soak a small **Ham** four or five hours—wash and scrape it well—cut off the **Knuckle**, and boil it for half an hour—then take it up and trim it very neatly—take off the rind and put it into an oval stew-pan, with a pint of **Madeira** or **Sherry**, and enough **Veal stock** to cover it. Let it stew for two hours, or till three parts done—take it out and set it in a cold place—then raise a **Crust** as in the foregoing receipt, large enough to receive it—put in the **Ham**—and round it the **Veal Force meat**—cover and ornament—it will take about an hour and a half to bake in a slow oven : when done, take off the cover—glaze the top, and pour round the following sauce, viz. take the liquor the **Ham** was stewed in—skim it free from **Fat**—thicken with a little **Flour** and **Butter** mixed together, a few drops of **Browning**, and some **Cayenne Pepper**.

P.S. The above is, I think, a good way of dressing a small **Ham**, and has a good effect cold for supper.

RAISED LAMB PIES.

489. Bone a **Loin of Lamb**, cut into cutlets, trim them very nicely, and lay them in the bottom of a stew- or frying-pan, with an ounce

of Butter, a tea-spoonful of Lemon-Juice, and some pepper and salt : put them over a fire, and turn them and put them to cool ; then raise four or five small Pies with Paste (as 511), about the size of a Tea-cup, put some Veal Forcemeat at the bottom, and the Cutlets upon it ; roll out the top an eighth of an inch thick, close and pinch the edges, bake them half an hour, and when done take off the top, and pour in some *Good Brown Sauce*.

RAISED FRENCH PIE.

490. Make about two pounds of Flour into a Paste as directed (511) ; —knead it well, and into the shape of a Ball, —press your thumb into the centre, and work it by degrees into any shape (oval or round is the most general), till about five inches high, —put it on a sheet of paper, and fill it with coarse Flour or Bran, roll out a covering for it about the same thickness as the sides, —cement its sides with the yolk of Egg, cut the edges quite even, and pinch it round with the finger and thumb, —yolk of Egg it over with a paste-brush, and ornament it in any way fancy may direct, with the same kind of paste. Bake it of a fine brown colour, in a slow oven ; and when done, cut out the top, remove the Flour or Bran, brush it quite clean, and fill it up with a Fricassee of Chicken, Rabbit, or any other *Entrée* most convenient. Send it to table with a Napkin under.

VOL AU VENT.

491. Roll off Tart Paste (470) till about the eighth of an inch thick : then, with a Tin Cutter made for that purpose (about the size of the bottom of the dish you intend sending to table), cut out the shape, and lay it on a baking-plate with paper, rub it over with yolk of egg ; roll out good Puff Paste (469) an inch thick, stamp it with the same Cutter, and lay it on the Tart Paste, then take a Cutter two sizes smaller, and press it in the centre nearly through the Puff Paste ; —rub the top with yolk of Egg, and bake it in a quick oven about twenty minutes, of a light brown colour : when done, take out the paste inside the centre mark, preserving the top, put it on a dish in a warm place, and when wanted, fill it with a White Fricassee of Chicken, Rabbit, Ragoût of Sweetbread, or any other *Entrée* you wish.

OYSTER PATTIES.

492. Roll out Puff Paste a quarter of an inch thick, cut it into squares with a knife, sheet eight or ten Patty Pans, put upon each a bit of bread the size of half a walnut ; roll out another layer of paste of the same thickness, cut it as above, wet the edge of the

bottom paste, and put on the top, pare them round to the pan, and notch them about a dozen times with the back of the knife, rub them lightly with yolk of egg, bake them in a hot oven about a quarter of an hour : when done, take a thin slice off the top, then, with a small knife or spoon, take out the bread and the inside paste, leaving the outside quite entire ; then parboil two dozen of Large Oysters, strain them from their liquor, wash, beard, and cut them into four, put them into a stew-pan with an ounce of Butter rolled in Flour, half a gill of good Cream, a little grated Lemon-peel, the Oyster liquor, free from sediment, reduced by boiling to one half, some Cayenne Pepper, Salt, and a tea-spoonful of Lemon-juice ; stir it over a fire five minutes, and fill the Patties.

LOBSTER PATTIES.

493. Prepare the Patties as in the last receipt. Take a Hen Lobster already boiled—pick the meat from the Tail and Claws, and chop it fine ; put it into a stew-pan with a little of the inside spawn pounded in a mortar till quite smooth, an ounce of fresh Butter, half a gill of Cream, and half a gill of Veal Consommé, Cayenne Pepper, and Salt, a tea-spoonful of Essence of Anchovy, the same of Lemon-juice, and a table-spoonful of Flour and water : stew it five minutes.

EGG AND HAM PATTIES.

494. Cut a slice of Bread two inches thick, from the most solid part of a stale quartern loaf :—have ready a tin round Cutter, two inches diameter,—cut out four or five pieces, then take a cutter two sizes smaller, press it nearly through the larger pieces, then remove with a small knife the bread from the inner circle ;—have ready a large stew-pan full of boiling Lard ;—fry them of a light-brown colour, drain them dry with a clean cloth, and set them by till wanted ; then take half a pound of lean Ham, mince it small, add to it a gill of good brown Sauce ;—stir it over the fire a few minutes, and put a small quantity of Cayenne Pepper and Lemon-Juice ;—fill the shapes with the mixture, and lay a poached Egg (see 548) upon each.

VEAL AND HAM PATTIES.

495. Chop about six ounces of ready-dressed lean Veal, and three ounces of Ham very small,—put it into a stew-pan with an ounce of Butter rolled in flour, half a gill of Cream, half a gill of Veal Stock, a little grated Nutmeg and Lemon-peel, some Cayenne Pepper and Salt, a spoonful of Essence of Ham, and Lemon-juice, and stir it over the fire some time, taking care it does not burn.

CHICKEN AND HAM PATTIES.

496. Use the White Meat from the Breast of Chickens or Fowls, and proceed as in the last Receipt.

RIPE FRUIT TARTS.

497. Gooseberries, Damsons, Morrello Cherries, Currants mixed with Raspberries, Plums, Green Gages, White Plums, &c. should be quite fresh picked, and washed. Lay them in the dish with the centre highest, and about a quarter of a pound of Moist or Loaf Sugar pounded to a quart of fruit (but if quite ripe they will not require so much); add a little water—rub the edges of the dish with yolk of Egg—cover it with Tart Paste (471), about half an inch thick—press your thumb round the rim, and close it well; pare it round with a knife, make a hole in the sides below the rim,—bake it in a moderate-heated oven; and ten minutes before it is done, take it out and ice it, and return it to the oven to dry.

ICING FOR FRUIT TARTS, PUFFS, OR PASTRY.

498. Beat up in a half-pint mug the White of two Eggs to a solid Froth;—lay some on the middle of the Pie with a paste-brush—sift over plenty of pounded Sugar, and press it down with the hand,—wash out the brush, and splash by degrees with water till the Sugar is dissolved,—and put it in the oven for ten minutes, and serve it up cold.

APPLE PIE.

499. Take eight Russetings, or Lemon Pippin Apples,—pare, core, and cut not smaller than quarters; place them as close as possible together into a pie-dish, with four Cloves; rub together in a mortar some Lemon-Peel, with four ounces of good Moist Sugar, and, if agreeable, add some Quince Jam,—cover it with Puff Paste,—bake it an hour and a quarter. (Generally eaten warm).

APPLE TART CREAMED.

500. Use green Codlings, in preference to any other Apple,—and proceed as in the last Receipt. When the pie is done, cut out the whole of the centre, leaving the edges; when cold, pour on the Apple some rich boiled Custard, and place round it some small leaves of puff paste of a light colour.

CRANBERRY TART.

501. Take Swedish, American, or Russian Cranberries, pick and wash them in several waters, put them into a dish, with the juice of half a Lemon, a quarter of a pound of Moist or pounded Loaf

Sugar, to a quart of Cranberries. Cover it with Puff (469), or Tart Paste (471), and bake it three quarters of an hour; if Tart Paste is used, draw it from the oven five minutes before it is done, and ice it as (498), return it to the oven, and send it to table cold.

SPRING FRUIT OR RHUBARB TART.

502. Prepare Rhubarb as above: cut it into small pieces into a Tart-dish; sweeten with Loaf-Sugar pounded; cover it with a good short crust paste; sift a little Sugar over the top, and bake half an hour in a rather hot oven: serve up cold.

FRENCH TART OF PRESERVED FRUIT.

503. Cover a Flat Dish, or Tourte Pan, with Tart Paste (471), about an eighth of an inch thick, roll out puff paste (469), half an inch thick, cut it out in strips an inch wide, wet the Tart Paste, and lay it neatly round the pan by way of a rim; fill the centre with Jam or Marmalade of any kind, ornament it with small leaves of Puff Paste, bake it half an hour, and send it to table cold.

N.B. The above may be filled before the Puff Paste is laid on, neatly strung with Paste, as (473), and the rim put over after.

Obs.—The most general way of sending Tourtes to table, is with a Croquante of Paste (506), or a Caramel of spun Sugar (619), put over after it is baked.

SMALL PUFFS OF PRESERVED FRUITS.

504. Roll out, a quarter of an inch thick, good Puff Paste (469), and cut it into pieces four inches square, lay a small quantity of any kind of Jam on each,—double them over, and cut them into square, triangle, or, with a tin cutter, half moons,—lay them with paper on a baking-plate,—ice them (as at (498)),—bake them about twenty minutes, taking care not to colour the icing.

TARTLETS, SUCH AS ARE MADE AT THE PASTRY COOKS.

505. Roll out Puff Paste (469) of a quarter of an inch thick, cut it into pieces, and sheet pans about the size of a Crown piece, pare them round with a knife, and put a small quantity of Apricot,—Damson,—Raspberry,—Strawberry,—Apple,—Marmalade, or any other kind of Jam (635), in the centre; take Paste (473), and string them crossways, bake them from six to ten minutes in a quick oven: they should be of a very light brown colour.

A CROQUANTE OF PASTE.

506. Roll out Paste, as (474) about the eighth of an inch thick,—

rub over a plain mould with a little fresh butter ;—lay on the Paste very even, and equally thin on both sides ;—pare it round the rim ; then, with a small penknife, cut out small pieces, as fancy may direct,—such as diamonds, stars circles, sprigs, &c.,—or use a small tin cutter of any shape ; let it lie to dry some time, and bake it a few minutes in a slack oven, of a light colour ;—remove it from the mould, and place it over a Tart, or any other dish of small Pastry.

MILLE FEUILLES, OR A PYRAMID OF PASTE.

507. Roll out Puff Paste (469) half an inch thick ; cut out with a cutter made for the purpose, in the shape of an oval, octagon, square, diamond, or any other form (and to be got of most tinmen), observing to let the first piece be as large as the bottom of the dish you intend sending it to table on : the second piece a size smaller, and so on in proportion, till the last is about the size of a shilling ; lay them with paper on a baking-plate—yolk of egg the top—and bake them of a light brown colour : take them from the paper, and, when cold, put the largest size in the dish, then a layer of Apricot Jam ; then the next size, a layer of Raspberry Jam, and so on, varying the Jam between each layer of Paste to the top, on which place a bunch of dried fruit, and spin a Caramel (619) of Sugar over it.

MINCE PIES.

508. Sheet with Tart Paste (471) half-a-dozen of tin pans of any size you please—fill them with Mince Meat (509), and cover with Puff Paste, a quarter of an inch thick,—trim round the edges with a knife, make an aperture at the top with a fork, bake them in a moderate-heated oven, and send them to table hot, first removing the tin.

N.B. Some throw a little sifted loaf sugar over.

MINCE MEAT.

509. Two pounds of Beef Suet, picked and chopped fine ; two pounds of Apple, pared, cored, and minced ; three pounds of Currants, washed and picked ; one pound of Raisins, stoned and chopped fine ; one pound of good Moist Sugar ; half a pound of Citron, cut into thin slices ; one pound of Candied Lemon and Orange-Peel, cut as ditto ; two pounds of ready-dressed Roast Beef, free from skin and gristle, and chopped fine ; two Nutmegs, grated ; one ounce of Salt ; one of ground Ginger ; half an ounce of Coriander Seeds ; half an ounce of Allspice ; half an ounce of Cloves ; all ground fine : the juice of six Lemons, and their rinds grated ; half a pint of Brandy, and a pint of sweet Wine. Mix the Suet,

Apple, Currants, Meat, Plums, and Sweetmeats, well together in a large pan, and strew in the Spice by degrees: mix the Sugar, Lemon-Juice, Wine, and Brandy, and pour it to the other ingredients, and stir it well together—set it by in close-covered pans in a cold place: when wanted, stir it up from the bottom, and add half a glass of Brandy to the quantity you require.

N.B. The same weight of Tripe is frequently substituted for the Meat, and sometimes the yolks of Eggs boiled hard.

Obs.—The lean side of a Buttock, thoroughly roasted, is generally chosen for Mince Meat.

BRUNSWICK TOURTE.

510. Make a crust as for Vol au Vent (491); pare and core with a scoop eight or ten Golden Pippins; put them into a stew-pan, with a gill of Sweet Wine, and four ounces of sifted Loaf Sugar, a bit of Lemon-Peel, a small stick of Cinnamon, and a blade of Mace; stew them over a slow fire till the Apples are tender; set them by; when cold, place them in the Paste, and pour round them some good Custard (574).

PASTE FOR BOILED PUDDINGS.

511. Pick and chop very fine half a pound of Beef Suet, add to it one pound and a quarter of Flour, and a little Salt; mix it with half a pint of Milk or Water, and beat it well with the Rolling-pin, to incorporate the suet with the flour.

BEEF-STEAK PUDDING.

512. Get Rump-Steaks, not too thick, beat them with a chopper, cut them into pieces about half the size of your hand, and trim off all the skin, sinews, &c.; have ready an Onion peeled and chopped fine, likewise some Potatoes peeled and cut into slices a quarter of an inch thick, rub the inside of a Basin or an oval plain mould with Butter, sheet it with paste as directed for Boiled Puddings (511); season the Steaks with pepper, salt, and a little grated Nutmeg; put in a layer of Steak, then another of Potatoes, and so on till it is full, occasionally throwing in part of the chopped Onion;—add to it half a gill of Mushroom Catchup, a table-spoonful of Lemon Pickle, and half a gill of Water or Veal Broth; roll out a top, and close it well to prevent the water getting in; rinse a clean cloth in hot water, sprinkle a little flour over it, and tie up the Pudding; have ready a large pot of water boiling, put it in, and boil it two hours and a half; take it up, remove the cloth, turn it downwards in a deep dish, and when wanted take away the basin or mould.

SUET PUDDING OR DUMPLINGS.

513. Chop six ounces of Suet very fine,—put it in a basin with six ounces of Flour, two ounces of Bread-crumbs, and a tea-spoonful of Salt,—stir it all well together—beat two eggs on a plate, add to them six table-spoonsful of milk, put it by degrees into the basin, and stir it all well together; divide it into six dumplings, and tie them separate, previously dredging the cloth lightly with flour.

Boil them one hour.

This is very good the next day fried in a little butter. The above will make a good pudding, boiled in an earthenware mould, with the addition of one more egg, a little more milk, and two ounces of suet.

Boil it two hours.

N.B. *The most Economical way of making Suet Dumplings*, is to boil them without a cloth in a pot with Beef or Mutton,—no Eggs are then wanted, and the dumplings are quite as light without; roll them in flour before you put them into the pot; add six ounces of Currants, washed and picked, and you have *Currant Pudding*,—or divided into six parts, *Currant Dumplings*,—a little sugar will improve them.

SUET PUDDING, WIGGY'S WAY.

514. Suet, a quarter of a pound; flour, three table-spoonsful; eggs, two; and a little grated ginger; milk, half a pint. Mince the suet as fine as possible, roll it with the rolling-pin so as to mix it well with the flour; beat up the eggs, mix them with the milk, and then mix all together; wet your cloth well in boiling water, flour it, tie it loose, put it into boiling water, and boil it an hour and a quarter.

Mrs. Glasse has it, "when YOU have made YOUR water boil, then put YOUR pudding into YOUR pot."

PLUM PUDDING.

515. Suet, chopped fine, six ounces.

Malaga raisins, stoned, six ounces.

Currants, nicely washed and picked, eight ounces.

Bread-crumbs, three ounces.

Flour, three ounces.

Eggs, three.

Sixth of a nutmeg.

Small blade of mace, same quantity of cinnamon, pounded as fine as possible.

Half a tea-spoonful of salt.

Half a pint of milk, or rather less.

Sugar four ounces: to which may be added,

Candied lemon, one ounce.

Citron, half an ounce.

Beat the eggs and spice well together; mix the milk with them by degrees, then the rest of the ingredients; dip a fine close linen cloth into boiling water, and put it in a hair-sieve; flour it a little, and tie it up close; put it into a sauce-pan containing six quarts of boiling water: keep a kettle of boiling water alongside of it, and fill up your pot as it wastes; be sure to keep it boiling six hours at least.

PLUM PUDDING,

(ANOTHER WAY,)

515.* Combining richness of Flavour with Economy.

One Pound of Beef Suet,	} To weigh 1 lb. after prepared.
One Pound of Sun Raisins (stoned)	

Four Table-spoonsful of Flour.

One Tea-spoonful of Salt.

Six ounces of Loaf Sugar, pounded.

Half a moderate-sized Nutmeg, grated.

Five Eggs, yolks and whites, and no other liquid.

Flour the Cloth well and boil it Six hours.

N.B. There should not be the smallest deviation from the above proportions.

MY PUDDING.

516. Beat up the yolks and whites of three Eggs; strain them through a sieve (to keep out the treadles), and gradually add to them about a quarter of a pint of Milk,—stir these well together,—rub together in a mortar two ounces of moist Sugar, and as much grated Nutmeg as will lie on a sixpence,—stir these into the Eggs and Milk,—then put in four ounces of Flour, and beat it into a smooth Batter,—by degrees stir into it seven ounces of Suet (*minced as fine as possible*), and three ounces of Bread-crumbs—mix all thoroughly together at least half an hour before you put the pudding into the pot; put it into an earthenware pudding-mould that you have well buttered; tie a pudding-cloth over it very tight; put it into boiling water, and boil it three hours.

Put *One Good Plum* into it, and Moost-Aye says, you may then tell the *Economist* that you have made a GOOD PLUM PUDDING—without Plums:—this would be what Schoolboys call “*Mile-Stone Pudding*,” *i. e.* “a Mile between one Plum and another.”

N.B. Half a pound of Muscatel Raisins cut in half, and added to the above, will make a most admirable PLUM PUDDING: a little grated Lemon-Peel may be added.

OBS.—If the water ceases to boil, the Pudding will become heavy, and be spoiled ;—if properly managed, this and the following will be as fine Puddings of the kind as art can produce.

Puddings are best when mixed an hour or two before they are boiled,—the ingredients by that means amalgamate, and the whole becomes richer and fuller of flavour, especially if the various articles be THOROUGHLY well stirred together.

A table-spoonful of TREACLE will give it a rich brown colour. See Pudding Sauce, (240), and Pudding Catchup, (379).

N.B. This pudding may be BAKED in an oven, or under Meat, the same as Yorkshire Pudding (529); make it the same, only add half a pint of milk more : it should be above an inch and a quarter in thickness, it will take full two hours,—it requires careful watching, for if the top gets burned, an empyreumatic flavour will pervade the whole of the Pudding.—Or butter some Tin mince-pie patty-pans, or Saucers, and fill them with pudding, and set them in a Dutch oven—they will take about an hour.

MAIGRE PLUM PUDDING.

517. Simmer half a pint of Milk with two blades of Mace, and a roll of Lemon-Peel, for ten minutes : then strain it into a Basin ; set it away to get cold—in the mean time beat three Eggs in a Basin with three ounces of Loaf-Sugar, and the third of a Nutmeg : then add three ounces of Flour ; beat it well together, and add the Milk by degrees : then put in three ounces of Fresh Butter broke into small pieces, and three ounces of Bread-Crumbs, three ounces of Currants washed and picked clean, three ounces of Raisins stoned and chopped—stir it all well together. Butter a mould ; put it in, and tie a cloth tight over it. Boil it two hours and a half. Serve it up with melted Butter, two table-spoonsful of Brandy, and a little Loaf Sugar.

FAT OR MARROW PUDDING.

518. Break five Eggs in a basin ; beat them up with a tea-spoonful of Sugar and a table-spoonful of Flour ; beat it quite smooth ; then put to it a pound of Raisins, and a pound of Suet—it must not be chopped very fine ; butter a mould well ; put in the pudding ; tie a cloth over it tight, and boil it Five hours.

N.B. This is very rich, and is commonly called a MARROW PUDDING.

APPLE PUDDING BOILED.

519. Chop four ounces of Beef Suet very fine, or two ounces of Butter, Lard, or Dripping—but the suet makes the best and lightest

crust ; put it on the paste-board, with eight ounces of flour, and a salt-spoonful of salt, mix it well together with your hands, and then put it all of a heap, and make a hole in the middle ; break one egg in it, stir it well together with your finger, and by degrees infuse as much water as will make it of a stiff paste : roll it out two or three times with the rolling-pin, and then roll it large enough to receive thirteen ounces of Apples. It will look neater if boiled in a basin, well buttered, than when boiled in a pudding-cloth well floured ; boil it an hour and three quarters,—but the surest way is to stew the apples first in a stew-pan, with a wine-glassful of water, and then one hour will boil it. Some people like it flavoured with Cloves and Lemon-Peel, and sweeten it with two ounces of Sugar.

GOOSEBERRIES, CURRANTS, RASPBERRIES, and CHERRIES, DAMSONS, AND VARIOUS PLUMS AND FRUITS, are made into Puddings with the same Crust directed for APPLE PUDDINGS.

BOSTON APPLE PUDDING.

520. Peel one dozen and a half of good Apples ; take out the cores,—cut them small,—put into a stew-pan that will just hold them, with a little water, a little cinnamon, two cloves, and the peel of a lemon ; stew over a slow fire till quite soft, then sweeten with moist sugar, and pass it through a hair-sieve ; add to it the yolks of four eggs and one white, a quarter of a pound of good butter, half a nutmeg, the peel of a lemon grated, and the juice of one lemon : beat all well together ; line the inside of a pie-dish with good puff paste ; put in the pudding, and bake half an hour.

APPLE DUMPLINGS.

521. Make Paste the same as for Apple Pudding, divide it into as many pieces as you want dumplings, peel the apples and core them, then roll out your paste large enough, and put in the apples ; close it all round, and tie them in pudding-cloths very tight,—one hour will boil them,—and when you take them up, just dip them in cold water, and put them in a cup the size of the dumpling while you untie them, and they will turn out without breaking.

SPRING FRUIT, OR RHUBARB PUDDING.

522. Peel, and well wash four dozen sticks of rhubarb : put into a stew-pan with the pudding a lemon, a little cinnamon, and as much moist sugar as will make it quite sweet ; set it over a fire, and reduce it to a marmalade ; pass through a hair-sieve, and proceed as directed for the Boston Pudding, leaving out the lemon-juice, as the rhubarb will be found sufficiently acid of itself.

SPRING FRUIT, OR RHUBARB PUDDING.

(ANOTHER WAY.)

523. Clean as above three or four dozen sticks of Rhubarb ; put it in a stew-pan, with the peel of a Lemon, a bit of Cinnamon, two Cloves, and as much moist sugar as will sweeten it ; set it over a fire, and reduce it to a marmalade ; pass it through a hair-sieve ; then add the peel of a Lemon, and half a Nutmeg grated, a quarter of a pound of good Butter, and the yolks of four Eggs and one white, and mix all well together : line a pie-dish (that will just contain it) with good puff paste ; put the mixture in, and bake it half an hour.

NOTTINGHAM PUDDING.

524. Peel six good apples ; take out the core with the point of a small knife, or an apple corer, if you have one,—but be sure to leave the apples whole ; fill up where you took the core from with sugar ; place them in a pie-dish, and pour over them a nice light batter, prepared as for Batter Pudding, and bake an hour in a moderate oven.

BREAD PUDDING.

525. Make a pint of Bread-crumbs ; put them in a stew-pan with as much milk as will cover them, the peel of a lemon, and a little nutmeg grated, a small piece of cinnamon : boil about ten minutes ; sweeten with powdered loaf-sugar ; take out the cinnamon, and put in four eggs ; beat all well together, and bake half an hour, or boil rather more than an hour.

PLAIN BREAD PUDDING.

526. Make five ounces of Bread-crumbs ; put them in a basin ; pour three quarters of a pint of boiling milk over them ; put a plate over the top to keep in the steam ; let it stand twenty minutes, then beat it up quite smooth with two ounces of sugar and a salt-spoonful of nutmeg. Break four eggs on a plate, leaving out one white ; beat them well, and add them to the Pudding. Stir it all well together, and put it in a mould that has been well buttered and floured ; tie a cloth over it, and boil it one hour.

BREAD AND BUTTER PUDDING.

527. You must have a dish that will hold a quart,—wash and pick two ounces of currants ; strew a few at the bottom of the dish ; cut about four layers of very thin Bread and Butter, and between each layer of Bread and Butter strew some currants ; then break four eggs in a basin, leaving out one white ; beat them well, and add four ounces of sugar and a drachm of nutmeg ; stir it well together

with a pint of new milk ; pour it over about ten minutes before you put it in the oven,—it will take three quarters of an hour to bake.

BREAD AND BUTTER PUDDING,

ANOTHER WAY.

527.* Take a dish that will hold a Quart, and well butter it ; have a quarter of a pound of Currants, and strew some of them over the bottom of the dish ; then cut *nine* pieces of bread and butter, and make *three* layers of them, strewing Currants between each layer ; beat *five* eggs, leaving out the whites of two, and mix them, and *half* a drachm of nutmeg, and the same quantity of Grated Lemon Peel, and *three* ounces of Moist Sugar, in a Pint of New Milk.

This mixture to be poured over it before it is put in the oven. It should be baked *one* hour. A glass of white wine is considered by some a great improvement.

BATTER PUDDING.

528. Take six ounces of fine flour, a little salt, and three eggs ; beat up well with a little milk, added by degrees till the batter is quite smooth—make it the thickness of cream,—put into a buttered pie-dish, and bake three quarters of an hour, or into a buttered and floured basin, tied over tight with a cloth—boil one hour and a half, or two hours.

YORKSHIRE PUDDING UNDER ROAST MEAT.

THE GIPISIES' WAY.

529. This pudding is an especially excellent accompaniment to a Sir-loin of beef,—Loin of Veal,—or any fat and juicy joint.

Six table-spoonsful of flour, three eggs, a tea-spoonful of salt, and a pint of milk—so as to make a middling stiff batter, a little stiffer than you would for pancakes ; beat it up well, and take care it is not lumpy ; put a dish under the meat, and let the drippings drop into it till it is quite hot and well greased ;—then pour in the batter ;—when the upper surface is brown and set, turn it that both sides may be brown alike ; if you wish it to cut firm, and the pudding an inch thick, it will take two hours at a good fire.

N.B. *The true Yorkshire Pudding* is about half an inch thick when done ; but it is the fashion in London to make them full twice that thickness.

PEASE PUDDING.

530. Put a quart of split pease into a clean cloth ; do not tie them up too close, but leave a little room for them to swell ; put

them on to boil in cold water, slowly till they are tender; if they are good pease they will be boiled enough in about two hours and a half; rub them through a sieve into a deep dish, adding* to them an egg or two, an ounce of butter, and some pepper and salt; beat them well together for about ten minutes, when these ingredients are well incorporated together; then flour the cloth well, put the pudding in, and tie it up as tight as possible, and boil it an hour longer. It is as good with boiled beef as it is with boiled Pork; and why not with roasted Pork?

Obs.—This is a very good accompaniment to cold Pork or cold Beef.

NEWMARKET PUDDING.

531. Put on to boil a pint of good milk with half a lemon-peel, a little cinnamon, and a bay-leaf; boil gently for five or ten minutes; sweeten with loaf sugar; break the yolks of five, and the whites of three eggs, into a basin; beat them well, and add the milk,—beat all well together, and strain through a fine hair-sieve, or tamis,—have some bread and butter cut very thin; lay a layer of it in a pie-dish, and then a layer of currants, and so on till the dish is nearly full,—then pour the custard over it, and bake half an hour.

NEWCASTLE OR CABINET PUDDING.

532. Butter a half melon mould, or quart basin, and stick all round with dried cherries, or fine raisins, and fill up with bread and butter, &c. as in the above; and steam it an hour and a half.

VERMICELLI PUDDING.

533. Boil a pint of milk, with lemon-peel and cinnamon; sweeten with loaf-sugar; strain through a sieve, and add a quarter of a pound of vermicelli: boil ten minutes, then put in the yolks of five, and the whites of three eggs; mix well together, and steam it one hour and a quarter: the same may be baked half an hour.

CUSTARD PUDDING.

534. Boil a pint of Milk, and a quarter of a pint of good Cream; thicken with flour and water made perfectly smooth, till it is stiff enough to bear an egg on it; break in the yolks of five eggs; sweeten with powdered loaf-sugar; grate in a little nutmeg and the peel of a lemon; add half a glass of good brandy, then whip

* To increase the bulk and diminish the expense of this pudding, the economical housekeeper who has a large family to feed may now add two pounds of potatoes that have been boiled and well mashed. To many this mixture is more agreeable than pease pudding alone. See also (103).

the whites of the five eggs till quite stiff, and mix gently all together ; line a pie-dish with good puff paste, and bake half an hour.

N.B. Ground Rice, Potato Flour, Panada, and all Puddings made from Powders, are, or may be, prepared in the same way.

COLLEGE PUDDINGS.

535. Beat four Eggs, yolks and whites together, in a quart basin, with two ounces of Flour, half a Nutmeg, a little Ginger, and three ounces of Sugar—pounded Loaf Sugar is best. Beat it into a smooth batter ; then add six ounces of Suet, chopped fine, six of Currants, well washed and picked ; mix it all well together—a glass of Brandy or White Wine will improve it. These puddings are generally fried in Butter or Lard ; but they are much nicer baked in an oven in patty pans ; twenty minutes will bake them :—if fried, fry them till they are of a nice light brown, and when fried roll them in a little Flour. You may add one ounce of Orange or Citron, minced very fine ; when you bake them, add one more Egg, or two spoonful of milk. Serve them up with White-Wine Sauce.

RICE PUDDINGS BAKED, OR BOILED.

536. Wash in cold water and pick very clean six ounces of Rice, put it in a quart stew-pan three parts filled with cold water, set it on the fire, let it boil five minutes—pour away the water, and put in one quart of Milk, a roll of Lemon-Peel, and a bit of Cinnamon ; let it boil gently till the Rice is quite tender : it will take at least one hour and a quarter ; be careful to stir it every five minutes : take it off the fire, and stir in an ounce and a half of Fresh Butter, and beat up three Eggs on a plate, a salt-spoonful of Nutmeg, two ounces of Sugar ; put it into the Pudding, and stir it till it is quite smooth—line a pie-dish big enough to hold it with Puff Paste, notch it round the edge, put in your Pudding, and bake it three quarters of an hour : this will be a nice firm Pudding.

If you like it to eat more like Custard, add one more Egg, and half a pint more milk ; it will be better a little thinner when boiled ; one hour will boil it. If you like it in little Puddings, butter small tea-cups, and either bake or boil them—half an hour will do either ; you may vary the Pudding by putting in Candied Lemon or Orange-Peel, minced very fine—or dried Cherries,—or three ounces of *Currants*—or *Raisins*,—or Apples minced fine.

If the Puddings are baked or boiled, serve them with White-Wine Sauce, or Butter and Sugar.

GROUND RICE PUDDING.

537. Put four ounces of ground Rice into a stew-pan, and by degrees stir in a pint and a half of Milk; set it on the fire, with a roll of Lemon and a bit of Cinnamon; keep stirring it till it boils—beat it to a smooth Batter—then set it on the trivet, where it will simmer gently for a quarter of an hour;—then beat three Eggs on a plate, stir them into the Pudding, with two ounces of Sugar and two drachms of Nutmeg—take out the Lemon-Peel and Cinnamon—stir it all well together, line a pie-dish with thin Puff Paste (469), big enough to hold it, or Butter the Dish well, and bake it half an hour—if boiled it will take one hour in a mould well buttered—three ounces of Currants may be added.

RICE SNOW BALLS.

538. Wash and pick half a pound of Rice very clean, put it on in a sauce-pan with plenty of water; when it boils let it boil ten minutes, drain it on a sieve till it is quite dry, and then pare six apples, weighing two ounces and a half each. Divide the Rice into six parcels, in separate cloths, put one apple in each, tie it loose, and boil it one hour, serve it with Sugar and Butter, or wine sauce.

COTTAGE POTATO PUDDING OR CAKE.

539. Peel, boil, and mash a couple of pounds of Potatoes; beat them up into a smooth batter, with about three quarters of a pint of Milk, two ounces of moist Sugar, and two or three beaten Eggs.

Bake it about three quarters of an hour.

Three ounces of Currants or Raisins may be added.

Leave out the Milk, and add three ounces of Butter, it will make a very nice cake.

POTATO PUFFS.

540. Take cold roast meat, either Beef or Mutton, or Veal and Ham, clear it from the gristle, cut it small, and season either with Zest, or pepper and salt, and cut pickles—boil and mash some potatoes, and make them into a paste with one or two eggs, roll it out, with a dust of flour, cut it round with a saucer, put some of your seasoned meat on one half, and fold it over like a puff; pinck or nick it neatly round, and fry it a light brown.

This is the most elegant method of preparing meat that has been dressed before.

SAVE-ALL PUDDING.

541. Put any scraps of Bread into a clean sauce-pan,—to about a pound, put a pint of Milk; set it on the trivet till it boils, beat it up quite smooth, then break in three Eggs, three ounces of Sugar,

with a little Nutmeg, Ginger or Allspice, and stir it all well together. Butter a Dish big enough to hold it, put in the pudding, and have ready two ounces of suet chopped very fine, strew it over the top of the pudding, and bake it three quarters of an hour: four ounces of Currants will make it much better.

PANCAKES AND FRITTERS.

542. Break three Eggs in a Basin; beat them up with a little nutmeg and salt,—then put to them four ounces and a half of flour, and a little milk—beat it of a smooth batter,—then add by degrees as much milk as will make it the thickness of good cream: the frying-pan must be about the size of a pudding plate, and very clean, or they will stick; make it hot, and to each pancake put in a bit of butter about as big as a walnut: when it is melted, pour in the batter to cover the bottom of the pan; make them the thickness of half a crown; fry them of a light brown on both sides.

The above will do for APPLE FRITTERS, by adding one spoonful more of Flour; peel your Apples, and cut them in thick slices; take out the core, dip them in the batter, and fry them in hot lard,—put them on a sieve to drain,—dish them neatly, and grate some loaf-sugar over them.

OMELETTES.

543. There is no dish which in this country may be considered as coming under the denomination of a Made Dish of the second order, which is so generally eaten, if good, as an Omelette; and no one is so often badly dressed: it is a very faithful assistant in the construction of a dinner.

When you are taken by surprise, and wish to make an appearance beyond what is provided for the every-day dinner, a little portable soup melted down, and some Zest (229), and a few Vegetables, will make a good broth—a pot of the stewed veal of Morrison's, warmed up—an Omelette,—and some Apple or Lemon Fritters, can all be got ready at ten minutes' notice, and with the original foundation of a Leg of Mutton, or a piece of Beef, will make up a very good dinner when company unexpectedly arrives, in the country.

The great merit of an Omelette is, that it should not be greasy, burnt, nor too much done: if too much of the white of the Eggs is left in, no art can prevent its being hard, if it is done: to dress the Omelette the fire should not be too hot, as it is an object to have the whole substance heated, without much browning the outside.

One of the great errors in the cooking an Omelette is, that it is too thin: consequently, instead of feeling full and moist in the

mouth, the substance presented is little better than a piece of fried leather: to get the Omelette thick is one of the great objects. With respect to the flavours to be introduced, these are infinite: that which is most common, however, is the best, viz. finely chopped Parsley, and Chives, or Onions, or Eschalots:—however, one made of a mixture of Tarragon, Chervil, and Parsley, is a very delicate variety, omitting or adding the Onion or Chives. Of the Meat flavours, the Veal Kidney is the most delicate, and is the most admired by our neighbours the French: this should be cut in dice, and should be dressed (boiled) before it is added; in the same manner, Ham and Anchovies, shred small, or Tongue, will make a very delicately flavoured dish.

The objection to an Omelette is, that it is too rich, which makes it advisable to eat but a small quantity. An addition of some finely mashed Potatoes, about two table-spoonsful to an Omelette of six eggs, will much lighten it.

Omelettes are often served with rich gravy, but, as a general principle, no substance which has been fried should be served in gravy, but accompanied by it:—or what ought to eat dry and crisp, becomes sodden and flat.

In the compounding the gravy, great care should be taken that the flavour does not overcome that of the Omelette, a thing too little attended to: a fine gravy with a flavouring of *Sweet Herbs and Onions*, we think the best: some add a few drops of Tarragon Vinegar; but this is to be done only with great care: gravies to Omelettes are in general thickened; this should never be done with flour; Potato Starch, or Arrow Root, is the best.

Omelettes should be fried in a small Frying-pan made for that purpose, with a small quantity of Butter. The Omelette's great merit is to be thick, so as not to taste of the outside; therefore use only half the number of whites that you do yolks of Eggs: every care must be taken in frying, even at the risk of not having it quite set in the middle: an Omelette, which has so much vogue abroad, is here, in general, a thin doubled-up *piece of leather*, and harder than soft leather sometimes. The fact is, that as much care must be bestowed on the frying, as should be taken in poaching an Egg. A Salamander is necessary to those who will have the top brown: but the kitchen Shovel may be substituted for it.

The following Receipt is the basis of all Omelettes, of which you may make an endless variety, by taking, instead of the Parsley and Eschalot, a portion of Sweet Herbs, or any of the articles enumerated in the Table of Materials used for making Forcemeats (see 247 and 248), or any of the Forcemeats between (247 to 257).

Omelettes are called by the name of what is added to flavour them ;—a Ham or Tongue Omelette, an Anchovy, or a Veal Kidney Omelette, &c. : these are prepared exactly in the same way as in the first receipt, leaving out the Parsley and Eschalot, and mincing the Ham or Kidney very fine, &c., and adding that in the place of them, and then pour over them all sorts of thickened Gravies, Sauces, &c.

RECEIPT FOR THE COMMON OMELETTE.

544. Five or six Eggs will make a good sized Omelette ; break them into a Basin, and beat them well with a fork ; and add a salt-spoonful of salt ; have ready chopped two drachms of Onion, or three drachms of Parsley, a good clove of Eschalot minced very fine ; beat it well up with the Eggs ; then take four ounces of fresh Butter, and break half of it into little bits, and put it into the Omelette, and the other half into a very clean frying-pan ; when it is melted, pour in the Omelette, and stir it with a spoon till it begins to set, then turn it up all round the edges, and when it is of a nice brown it is done :—the safest way to take it out is to put a plate on the Omelette and turn the pan upside-down : serve it on a hot dish ; it should never be done till just wanted. *If Maigre*, grated Cheese, Shrimps or Oysters.—If Oysters, boil them four minutes, and take away the beard and gristly part ; they may either be put in whole, or cut in bits.

OR,

545. Take Eggs ready boiled hard, and either fry them whole, or cut them in half ;—when they are boiled (they will take five minutes), let them lie in cold water till you want to use them ; then roll them lightly with your hand on a table, and they will peel without breaking ; put them on a cloth to dry, and dredge them lightly with Flour : beat two Eggs in a basin, dip the Eggs in, one at a time, and then roll them in fine bread-crumbs, or in Duck (320) or Veal Stuffing (317) ; set them away ready for frying ; fry them in hot Oil or clarified Butter, serve them up with Mushroom Sauce, or any other thickened Sauce you please ; crisp Parsley is a pretty garnish.

OR,

546. Do not boil the Eggs till wanted ; boil them ten minutes, peel them as above, cut them in half, put them on a dish, and have ready a Sauce made of two ounces of Butter and Flour well rubbed together on a plate, and put it in a stew-pan with three quarters of a pint of good Milk ; set it on the fire, and stir it till it boils ;—if it is not quite smooth, strain it through a sieve, chop some Parsley and a clove of Eschalot as fine as possible, and put in your Sauce ;

season it with salt to your taste ; a little Mace and Lemon-peel boiled with the Sauce, will improve it ;—if you like it still richer, you may add a little Cream, or the yolks of two Eggs, beat up with two table-spoonsful of Milk, and stir it in the last thing ; do not let it boil after ; place the half Eggs on a dish with the yolks upward, and pour the Sauce over them.

N.B. Any COLD FISH cut in pieces may be warmed in the above Sauce for a *sent Dinner*.

OR,

547. Slice very thin two Onions weighing about two ounces each, put them into a stew-pan with three ounces of Butter ; keep them covered till they are just done, stir them every now and then, and when they are of a nice Brown, stir in as much flour as will make them of a stiff paste, then by degrees add as much Water or Milk as will make it the thickness of good Cream : season it with pepper and salt to your taste ; have ready boiled hard four or five Eggs,—you may either shred them, or cut them in halves or quarters,—then put them in the Sauce : when they are hot they are ready : garnish them with sippets of Bread.

Or, have ready a plain Omelette, cut into bits, and put them into the Sauce.

Or, cut off a little bit of one end of the Eggs, so that they may stand up ; and take out the yolks whole of some of them, and cut the whites in half, or in quarters.

Obs.—This is called in the Parisian kitchen, “ *Eggs à la Trip*, with a *Roux*.”

TO POACH EGGS.

548. The Cook who wishes to display her skill in Poaching, must endeavour to procure Eggs that have been laid a couple of days ; those that are quite new-laid are so milky that, take all the care you can, your cooking of them will seldom procure you the praise of being a Prime Poacher ;—you must have fresh Eggs, or it is equally impossible.

The beauty of a Poached Egg is for the yolk to be seen blushing through the White,—which should only be just sufficiently hardened, to form a transparent Veil for the Egg.

Have some boiling water* in a Tea-kettle,—pass as much of it through a clean cloth as will half fill a stew-pan ; break the Egg into a cup, and when the water boils, remove the stew-pan from the stove, and gently slip the Egg into it ; it must stand till the white is set ; then put it over a very moderate fire, and as soon as the water boils,

* *Straining the water is an indispensable precaution, unless you use Spring-water.*

the Egg is ready ; take it up with a slice, and neatly round off the ragged edges of the white,—send them up on *BREAD* *toasted on one side only*,* with or without Butter ; or without a toast, garnished with streaked Bacon (443 or 444), nicely fried, or as done in (551), or slices of Broiled Beef or Mutton (402), Anchovies (372 and 373), Pork Sausages (86), or Spinage (118).

Obs.—The Bread should be a little larger than the Egg, and about a quarter of an inch thick ; only just give it a yellow colour : if you toast it brown, it will get a bitter flavour ;—or moisten it by pouring a little hot water on it ; some sprinkle it with a few drops of Vinegar,—or of Essence of Anchovy (371).

TO BOIL EGGS TO EAT IN THE SHELL, OR FOR SALADS.

549. The fresher laid the better, put them into boiling water ; if you like the white just set,† about *two* minutes boiling is enough ; a new-laid egg will take a little more ; if you wish the yolk to be set, it will take *three*,—and to boil it *hard* for a SALAD, ten minutes. See (313).

Obs.—A *new-laid Egg* will require boiling longer than a stale one, by half a minute.

Tin Machines for boiling Eggs on the Breakfast Table are sold by the Ironmongers, which perform the process very regularly ;—in four minutes the white is just set.

N.B. “Eggs may be preserved for Twelve Months, in a sweet and palatable state for eating in the shell, or using for Salads, by boiling them for one minute ; and when wanted for use, let them be boiled in the usual manner : the white may be a little tougher than a new-laid egg, but the yolk will show no difference.”—See HUNTER’S *Culina*, page 257.

EGGS POACHED WITH SAUCE OF MINCED HAM.

550. Poach the Eggs as before directed, and take two or three slices of boiled ham ; mince it fine with a gherkin, a morsal of onion, a little parsley, and pepper and salt ; stew all together a quarter of an hour ; serve up your sauce about half boiling ; put the eggs in a dish, squeeze over the juice of half a Seville orange, or lemon, and pour the sauce over them.

* “A couple of poached Eggs, with a few fine dry fried collops of pure Bacon, are not bad for breakfast, or to begin a meal,” says Sir KENELM DIGBY, M.D. in his *Closet of Cookery*. London, 1669, page 167.

† The lightest mode of preparing eggs for the table, is to boil them only as long as is necessary to coagulate slightly the greater part of the white without depriving the yolk of its fluidity.”—Dr. PEARSON’S *Mat. Alim.* 8vo. 1808, p. 36.

EGGS FRIED WITH BACON.

551. Lay some slices of fine streaked Bacon (*not more than a quarter of an inch thick*) in a clean dish, and toast them before the fire in a Cheese-toaster, turning them when the upper side is browned—first ask those who are to eat the Bacon, if they wish it much or little done, *i. e.* curled and crisped, see (443),—or mellow and soft (444)—if the latter, parboil it first.

Well-cleansed (see 82) *Dripping, or Lard, or Fresh Butter*, are the best fats for frying Eggs.

Be sure the frying-pan is quite clean ; when the fat is hot, break two or three Eggs into it ; do not turn them, but, while they are frying, keep pouring some of the fat over them with a spoon :—when the Yolk just begins to look white, which it will in about a couple of minutes, they are done enough ;—*the white must not lose its transparency, but the Yolk be seen blushing through it.*—If they are done nicely, they will look as white and delicate as if they had been poached ; take them up with a tin slice, drain the Fat from them, trim them neatly, and send them up with the Bacon round them.

RAGOUT OF EGGS AND BACON.

552. Boil half a dozen Eggs for ten minutes, throw them into cold water, peel them and cut them into halves ; pound the yolks in a marble mortar, with about an equal quantity of the white meat of dressed Fowl or Veal, a little chopped Parsley, an Anchovy, an Eschalot, a quarter of an ounce of Butter, a table-spoonful of Mushroom Catchup, a little Cayenne, some Bread-crumbs, and a very little beaten Mace or Allspice ; incorporate them well together, and fill the halves of the whites with this mixture ; do them over with the yolk of an Egg, and brown them in a Dutch oven, and serve them on relishing rashers of Bacon or Ham, see (444).

For Sauce, melted Butter, flavoured to the fancy of the Eaters, with Mushroom Catchup, Anchovy, Curry-Powder (383), or Zest (229).

FRIED EGGS AND MINCED HAM OR BACON.

553. Choose some very fine bacon streaked with a good deal of lean ; cut this into very thin slices, and afterwards into small square pieces ; throw them into a stew-pan, and set it over a gentle fire, that they may lose some of their fat. When as much as will freely come is thus melted from them, lay them on a warm dish. Put into a stew-pan a ladleful of melted bacon or lard ; set it on a stove ; put in about a dozen of the small pieces of bacon, then stoop the stew-pan and break in an egg. Manage this carefully, and the egg

will presently be done: it will be very round, and the little dice of bacon will stick to it all over, so that it will make a very pretty appearance. Take care the yolks do not harden: when the egg is thus done, lay it carefully in a warm dish, and do the others.

*** *They reckon 685 ways of dressing Eggs in the French Kitchen;—we hope our half dozen Receipts give sufficient variety for the English Kitchen.*

MACARONI PUDDING.

554. One of the most elegant preparations of Macaroni is the *Timbale de Macaroni*. Simmer half a pound of Macaroni in plenty of water, and a table-spoonful of salt, till it is tender; but take care not to have it too soft; though tender, it should be firm, and the form entirely preserved, and no part beginning to melt, (this caution will serve for the preparation of all Macaroni). Strain the water from it—beat up five yolks and the white of two eggs—take half a pint of the best cream, and the breast of a fowl, and some thin slices of Ham. Mince the breast of the fowl with the Ham—add them with from two to three table-spoonsful of finely grated Parmesan Cheese, and season with Pepper and Salt. Mix all these with the Macaroni, and put into a pudding-mould well buttered, and then let it steam in a stew-pan of boiling water for about an hour, and serve quite hot, with rich gravy (as in Omelette). See (543).

Obs.—This, we have been informed, is considered by a *Grand Gourmand* as the most important recipe which was added to the collection of his Cook during a gastronomic tour through Europe; it is not an uncommon mode of preparing Macaroni on the continent.

MACARONI.

(See *Macaroni Pudding for the Boiling it.*)

555. The usual mode of dressing it in this country is by adding a white sauce, and Parmesan or Cheshire cheese, and burning it; but this makes a dish which is proverbially unwholesome: its bad qualities arise from the oiled and burnt cheese, and the half-dressed flour and butter put into the white sauce.

Macaroni plain boiled, and some rich stock or portable soup added to it quite hot, will be found a delicious dish, and very wholesome. Or boil Macaroni as directed in the receipt for the Pudding, and serve it quite hot in a deep tureen, and let each guest add grated Parmesan and cold butter, or oiled butter served hot, and it is excellent: this is the most common Italian mode of dressing it. Macaroni with cream, sugar, and cinnamon, or a little Varicelli added to the cream, makes a very nice sweet dish.

ENGLISH WAY OF DRESSING MACARONI.

556. Put a quarter of a pound of Riband Macaroni into a stew-pan with a pint of boiling Milk, or Broth, or Water; let it boil gently till it is tender, this will take about a quarter of an hour—then put in an ounce of grated cheese, and a tea-spoonful of salt; mix it well together, and put it on a dish—and strew over it two ounces of grated Parmesan or Cheshire Cheese—and give it a light brown in a Dutch oven. Or put all the Cheese into the Macaroni, and put Bread-crumbs over the top.

Macaroni is very good put into a thick Sauce with some shreds of dressed Ham, or in a Curry Sauce. Riband Macaroni is best for these dishes, and should not be done so much.

TOAST AND CHEESE.

“Happy the man that has each fortune tried,
To whom she much has giv’n, and much denied;
With abstinence all delicacies he sees,
And can regale himself on toasted cheese.”

KING'S *Art of Cookery.*

557. Cut a slice of Bread about half an inch thick; pare off the crust, and *toast it very slightly* on one side so as just to brown it, without making it hard or burning it.

Cut a slice of Cheese (good fat mellow Cheshire cheese, or double Gloster, is better than poor, thin, single Gloster) a quarter of an inch thick, not so big as the bread by half an inch on each side:—pare off the rind,—cut out all the specks and rotten parts,* and lay it on the toasted Bread in a cheese-toaster;—carefully watch it that it does not burn, and stir it with a spoon to prevent a pellicle forming on the surface. Have ready good Mustard, Pepper, and Salt.

If you observe the directions here given, the Cheese will eat mellow, and will be uniformly done, and the Bread crisp and soft, and will well deserve its ancient appellation of a “*Rare Bit*.”

Obs.—One would think nothing could be easier than to prepare a *Welsh Rabbit*;—yet, not only in Private Families, but at Taverns, it is very seldom sent to table in perfection.—We have attempted to account for this in the last paragraph of *Obs.* to (411).

TOASTED CHEESE.

558. We have nothing to add to the directions given for toasting the Cheese in the last receipt, except that in sending it up,—*it will save much Time in portioning it out* at table if you have half a dozen small Silver or Tin pans to fit into the Cheese-Toaster, and do the

* *Rotten Cheese* toasted is the *ne plus ultra* of *haut goût*,—and only eatable by the thorough-bred *Gourmand* in the most inverted state of his jaded Appetite.

Cheese in these: each person may then be helped to a separate pan, and it will keep the Cheese much hotter than the usual way of eating it on a cold plate.

Mem.—Send up with it as many *Cobblers** as you have pans of Cheese.

Obs.—Ceremony seldom triumphs more completely over Comfort than in the serving out of this dish, which, to be presented to the Palate in perfection, it is imperatively indispensable that it be introduced to the Mouth as soon as it appears on the Table.

BUTTERED TOAST AND CHEESE.

559. Prepare a round of Toast;—butter it;—grate over it good Cheshire Cheese about half the thickness of the toast, and give it a brown.

POUNDED CHEESE.

560. Cut a pound of good mellow Cheddar, Cheshire, or North Wiltshire Cheese into thin bits; add to it two, and if the Cheese is dry, three ounces of fresh Butter; pound, and rub them well together in a mortar till it is quite smooth.

Obs.—When Cheese is dry, and for those whose digestion is feeble, this is the best way of eating it; and spread on Bread, it makes an excellent Luncheon or Supper.

N.B.—The *piquance* of this is sometimes increased by pounding it with Curry Powder, (383), Ground Spice, Black Pepper, Cayenne, and a little made Mustard; and some moisten it with a glass of Sherry. If pressed down hard in a jar, and covered with clarified Butter, it will keep for several days in cool weather.

CRUSTS OF BREAD FOR CHEESE, &c.

561. It is not uncommon to see both in private families and at Taverns a loaf entirely spoiled—by furious Epicures paring off the crust to eat with cheese:—to supply this—and to eat with Soups, &c.—pull lightly into small pieces the crumb of a new loaf; put them on a tin plate, or in a baking dish; set it in a tolerably brisk oven till they are crisp, and nicely browned—or do them in a Dutch oven.

ANCHOVY TOAST.

561* Bone and wash the Anchovies, pound them in a mortar with a little fresh butter; rub them through a sieve, and spread them on a toast, see (372 and 373, and 301 and 302.)

Obs.—You may add, while pounding the anchovies, a little made Mustard and Curry Powder (383), or a few grains of Cayenne, or

* The Nursery name for Bread Toasted on one side only.

a little Mace or other spice. It may be made still more savoury, by frying the toast in clarified butter.

DEVILED BISCUIT,

562. Is the above composition spread on a biscuit warmed before the fire in a Dutch oven, with a sufficient quantity of salt and savoury Spice (384), Zest (229), Curry Powder, (383), or Cayenne Pepper sprinkled over it.

Obs.—This *ne plus ultra* of high-spiced relishes, and (457), frequently make their appearance at tavern dinners, when the votaries of Bacchus are determined to vie with each other in sacrificing to the Jolly God.

BLANCMANGES AND CUSTARDS.

BLANCMANGE.

563. BOIL for a few minutes a pint and a half of new Milk, with an ounce of picked Isinglass (if in summer, one ounce and a quarter), the rind of half a Lemon peeled very thin, a little Cinnamon, and a blade of Mace, and two and a half ounces of Lump Sugar; blanch and pound eight or ten Bitter, and half an ounce of Sweet Almonds very fine, with a Spoonful of Rose Water, and mix them with the Milk; strain it through a lawn sieve or napkin into a basin, with half a pint of good Cream. Let it stand half an hour; pour it into another basin, leaving the sediment at the bottom, and when nearly cold fill it into moulds: when wanted, put your finger round the mould; pull out the blancmange; set it in the centre of a dish, and garnish with slices of Orange.

N.B. About half a gill of Noyeau may be substituted for the Almonds.

RICE BLANCMANGE.

564. Put a tea-cupful of whole rice into the least water possible, till it almost bursts; then add half a pint of good Milk or thin Cream, and boil it till it is quite a mash, stirring it the whole time it is on the fire, that it may not burn; dip a shape in cold water, and do not dry it, put in the rice, and let it stand until quite cold, when it will come easily out of the shape. This dish is much approved of; it is eaten with cream or custard, and preserved fruits—raspberries are best. It should be made the day before it is wanted, that it may get firm.

This Blancmange will eat much nicer, flavoured with Spices, Lemon-Peel, &c. and sweetened with a little Loaf Sugar, add it with the Milk, and take out the Lemon-Peel before you put in the mould.

ARROW-ROOT BLANCMANGE.

565. Take a tea-cupful of Arrow-root to a pint of milk, boil the milk with twelve sweet, and six bitter Almonds, blanched and beaten; sweeten with loaf sugar, and strain it, break the Arrow-root with a little of the milk as smooth as possible—pour the boiling milk upon it by degrees, stirring all the while, put it back into the pan, let it boil a few minutes still stirring—dip the shape in cold water before you put it in, and turn it out when cold.

ITALIAN CREAM.

566. Rub on a lump of Sugar the rind of a Lemon, and scrape it off with a knife into a deep dish or china bowl, and add half a gill of Brandy, two ounces and a half of sifted Sugar, the juice of a Lemon, and a pint of Double Cream, and beat it up well with a clean whisk:—in the mean time boil an ounce of Isinglass in a gill of Water till quite dissolved; strain it to the other ingredients; beat it some time,—and fill your mould; and when cold and set well, dish it as in the foregoing receipt.

N.B. The above may be flavoured with any kind of liqueur, Raspberry, Strawberry, or other fruits, coloured with prepared Cochineal, and named to correspond with the flavour given.

SPRING CREAM, OR MOCK GOOSEBERRY FOOL.

567. Prepare a Marmalade as directed for the Pudding: to which add a pint of good thick Cream; serve up in glasses, or in a deep dish:—if wanted in a shape, dissolve two ounces of Isinglass in a little water; strain it through a tamis, and when nearly cold put it to the Cream; pour it into a Jelly mould, and when set turn out into a dish, and serve up plain.

CLOUTED OR CLOTTED CREAM.

568. The milk which is put into the pans one morning stands till the next; then set the pan on a hot hearth (or in a Copper Tray,* half full of water,—put this over a stove); in from ten to twenty minutes, according to the quantity of the milk and the size of the pan, it will be enough,—the sign of which is, that bladders rise on its surface; this denotes that it is near boiling, which it must by no means do; and it must be instantly removed from the fire, and

* A Bain-marie. See Note to (400).

placed in the dairy till the next morning, when the fine cream is thrown up, and is ready for the table, or for Butter, into which it is soon converted by stirring it with the hand.

N.B. This Receipt we have not proved.

BIRCH'S RECEIPT FOR MOCK CREAM.

568.* Mix half a table-spoonful of flour with a pint of new milk; let it simmer five minutes to take off the rawness of the flour; then beat up the yolk of an egg, stir it into the milk while boiling, and run it through a fine sieve.

TRIFLE.

569. Mix in a large bowl a quarter of a pound of sifted Sugar, the juice of a Lemon, some of the peel grated fine, half a gill of Brandy, and ditto of Lisbon or Sweet Wine, and a pint and a half of good Cream; whisk the whole well, and take off the froth as it rises with a skimmer, and put it on a sieve; continue to whisk it till you have enough of the whip, set it in a cold place to drain three or four hours; then lay in a deep dish six or eight Sponge Biscuits, a quarter of a pound of Ratafia, two ounces of Jordan Almonds blanchéd and split, some grated Nutmeg and Lemon-Peel, Currant Jelly and Raspberry Jam, half a pint of Sweet Wine, and a little Brandy; when the cakes have absorbed the liquor, pour over about a pint of Custard, made rather thicker than for Apple Pie—and, when wanted, lay on lightly plenty of the whip, and throw over a few Nonpareil Comfits.

WHIP SYLLABUB.

570. Make a whip as in the last receipt; mix with a pint of Cream half a pint of Sweet Wine, a glass of Brandy, the juice of a Lemon, grated Nutmeg, six ounces of sifted Loaf Sugar: nearly fill the custard-glasses with the mixture, and lay on with a spoon some of the whip.

CHANTILLY BASKET.

571. Dip into Sugar boiled to a caramel (see 619) small Ratafias, stick them on a dish in what form you please, then take Ratafias one size larger, and having dipped them into the Sugar, build them together till about four or five inches high; make a rim of York Drops or Drageas of Gum Paste, likewise a handful of Sugar or Ratafia, and set it over the basket; line the inside with wafer-paper, and a short time before it is wanted fill it with a mixture the same as for Trifle, and upon that plenty of good Whip.

APPLES COVERED WITH CUSTARD.

572. Pare and core some Apples, and cut them in pieces ; either bake or stew them (in a pan kept on purpose for fruit) with as little water as possible ; when they are completely fallen and sweetened, put them in a pie dish, and, when cold, pour over an *unboiled* custard, and put it back into the oven till the custard is fixed : a Dutch oven will answer very well. This dish is equally good hot or cold.

BOILED CUSTARDS.

573. Put a quart of new milk into a stew-pan, with the peel of a lemon, cut very thin, a little grated nutmeg, a bay or laurel-leaf, a small stick of cinnamon ; set it over a quick fire, but be careful it does not boil over : when it boils, set it beside the fire, and simmer ten minutes ; break the yolks of eight, and the whites of four eggs into a basin ; beat them well,—then pour in the milk a little at a time, stirring it as quick as possible to prevent the eggs curdling ; set it on the fire again, and stir it well with a wooden spoon ; let it have just one boil ; pass it through a tamis, or fine sieve : when cold, add a little brandy, or white wine, as may be most agreeable to the eater's palate :—serve up in glasses, or cups.

CUSTARDS FOR BAKING are prepared as above,—passed through a fine sieve ; put them into cups ; grate a little nutmeg over each, —bake them about 15 or 20 minutes.

BOILED CUSTARD.

574. Boil in a pint of Milk, five minutes, Lemon-Peel, Corianders, and Cinnamon, a small quantity of each, half a dozen of Bitter Almonds, blanched and pounded ; and four ounces of Loaf Sugar : mix it with a pint of Cream, the yolks of ten eggs, and the whites of six, well beaten, pass it through a hair-sieve, stir it with a whisk over a slow fire till it begins to thicken, remove it from the fire, and continue to stir it till nearly cold, add two table-spoonsful of Brandy, fill the cups or glasses, and grate Nutmeg over.

ALMOND CUSTARDS.

575. Blanch and pound fine, with half a gill of Rose Water, six ounces of Sweet, and half an ounce of Bitter Almonds, boil a pint of Milk as (576), sweeten it with two ounces and a half of Sugar, rub the Almonds through a fine sieve, with a pint of Cream, strain the Milk to the yolks of eight Eggs, and the whites of three well beaten,—stir it over a fire till it is of a good thickness, take it off the fire, and stir it till nearly cold, to prevent its curdling.

N.B. The above may be baked in cups, or in a dish, with a rim of puff paste put round.

BAKED CUSTARD.

576. Boil in a pint of Milk a few Coriander Seeds, a little Cinnamon and Lemon-Peel, sweeten with four ounces of Loaf Sugar, and mix with it a pint of cold Milk, beat well eight Eggs for ten minutes, and add the other ingredients, pour it from one pan into another six or eight times, strain it through a sieve, let it stand some time, skim off the froth from the top, fill it in earthen cups, and bake them immediately in a hot oven, to give them a good colour; about ten minutes will do them.

DAMSON, OR OTHER PLUM CHEESE.

577. Take Damsons that have been preserved without sugar,—pass them through a sieve, to take out the skins and stones. To every pound of Pulp of Fruit put half a pound of Loaf Sugar, broke small; boil them together till it becomes quite stiff; pour it into four common-sized dinner plates, rubbed with a little sweet oil,—put it into a warm place to dry, and when quite firm, take it from the plate, and cut it into any shape you choose.

N.B. Damson Cheese is generally used in Desserts.

APPLE CHEESE

578. Take two pounds of Apples, and one pound of Loaf Sugar, the juice and rind of a Lemon; pare and core the Apples, and cut them in pieces; boil it gently till the Apples fall completely, and it gets quite thick and smooth;—dip a shape in cold water, and put in the Apples: when cold, turn it out.

BREAD AND CAKES.

BREAD.

579. Put a quartern of Flour into a large Basin, with two teaspoonsful of Salt,—make a hole in the middle,—then put in a Basin four table-spoonsful of good Yeast; stir in a pint of Milk lukewarm; put it in the hole of the Flour; stir it just to make it of a thin Batter; then strew a little Flour over the top,—then set it on one side of the fire, and cover it over; let it stand till the next morning,—then make it into dough; add half a pint more of warm

milk; knead it for ten minutes, and then set it in a warm place by the fire for one hour and a half,—then knead it again, and it is ready either for Loaves or Bricks:—bake them from one hour and a half to two hours, according to the size.

FRENCH BREAD AND ROLLS.

580. Take a pint and a half of Milk; make it quite warm; half a pint of Small-Beer Yeast; add sufficient Flour to make it as thick as Batter; put it into a pan; cover it over, and keep it warm: when it has risen as high as it will, add a quarter of a pint of warm Water, and half an ounce of Salt,—mix them well together,—rub into a little Flour two ounces of Butter; then make your Dough, not quite so stiff as for your Bread; let it stand for three quarters of an hour, and it will be ready to make into Rolls, &c.:—let them stand till they have risen, and bake them in a quick oven.

SALLY LUNN.—TEA CAKES.

581. Take one pint of Milk quite warm, a quarter of a pint of thick Small-Beer Yeast: put them into a pan with Flour sufficient to make it as thick as Batter,—cover it over, and let it stand till it has risen as high as it will, *i. e.* about two hours: add two ounces of Lump Sugar, dissolved in a quarter of a pint of warm Milk,* a quarter of a pound of Butter rubbed into your Flour very fine,—then make your Dough the same as for French Rolls, &c.; let it stand half an hour: then make up your Cakes, and put them on tins:—when they have stood to rise, bake them in a quick oven.

Care should be taken never to put your Yeast to Water or Milk too hot, or too cold, as either extreme will destroy the fermentation. In summer it should be lukewarm,—in Winter a little warmer,—and in very cold weather, warmer still. When it has first risen, if you are not prepared, it will not hurt to stand an hour.

MUFFINS.

582. Take one pint of Milk quite warm, and a quarter of a pint of thick Small-Beer Yeast,—strain them into a pan, and add sufficient Flour to make it like a Batter,—cover it over, and let it stand in a warm place till it has risen,—then add a quarter of a pint of warm Milk, and one ounce of Butter rubbed in some Flour quite fine,—mix them well together,—then add sufficient Flour to make it into Dough,—cover it over, and let it stand half an hour,—then work it up again, and break it into small pieces: roll them up quite

* If you do not mind the expense, the Cake will be much lighter, if, instead of the Milk, you put four Eggs.

round, and cover them over for a quarter of an hour ;—then bake them.

CRUMPETS.

583. The same : instead of making the mixture into Dough, add only sufficient flour to make a thick Batter,—and when it has stood a quarter of an hour it will be ready to bake.

Muffins and Crumpets bake best on a Stove with an Iron Plate fixed on the top ; but they will also bake in a Frying-pan, taking care the fire is not too fierce, and turning them when lightly browned.

YORKSHIRE CAKES.

584. Take a pint and a half of Milk quite warm, a quarter of a pint of thick Small-Beer Yeast ; mix them well together in a pan with sufficient Flour to make a thick Batter,—let it stand in a warm place covered over till it has risen as high as it will,—rub six ounces of Butter into some Flour till it is quite fine,—then break three Eggs into your pan with the Flour and Butter ; mix them well together,—then add sufficient flour to make it into a Dough, and let it stand a quarter of an hour, then work it up again, and break it into pieces about the size of an egg, or larger, as you may fancy,—roll them round and smooth with your hand, and put them on tins, and let them stand covered over with a light piece of flannel.

ICING, FOR TWELFTH OR BRIDE CAKE.

585. Take one pound of double-refined Sugar, pounded and sifted through a lawn sieve ; put into a pan quite free from grease,—break in the whites of six eggs, and as much powder Blue as will lie on a sixpence ;—beat it well with a spattle for ten minutes, then squeeze in the juice of a Lemon, and beat it till it becomes thick and transparent. Set the cake you intend to Ice in an oven or warm place five minutes,—then spread over the top and sides with the mixture as smooth as possible ;—if for a Wedding Cake, only plain ice it ; if for a Twelfth Cake, ornament it with Gum Paste, or fancy articles of any description.

Obs.—A good Twelfth Cake, not baked too much, and kept in a cool dry place, will retain its moisture and eat well, if twelve months old.

TWELFTH CAKE.

586. Two pounds of sifted Flour, two pounds of sifted Loaf Sugar, two pounds of Butter, eighteen Eggs, four pounds of Currants, one half pound of Almonds blanched and Chopped, one half pound of Citron, one pound of Candied Orange and Lemon-Peel

cut into thin slices, a large Nutmeg grated, half an ounce of ground Allspice; ground Cinnamon, Mace, Ginger, and Corianders, a quarter of an ounce of each, and a gill of Brandy.

Put the Butter into a stew-pan, in a warm place, and work it into a smooth cream with the hand, and mix it with the Sugar and Spice in a pan (or on your paste board) for some time; then break in the Eggs by degrees, and beat it at least twenty minutes;—stir in the Brandy, and then the Flour, and work it a little;—add the Fruit, Sweetmeats, and Almonds, and mix all together lightly,—have ready a hoop cased with paper, on a baking-plate,—put in the mixture, smooth it on the top with your hand dipped in milk—put the plate on another, with saw-dust between, to prevent the bottom from colouring too much,—bake it in a slow oven* four hours or more, and when nearly cold, ice it with (585).

This mixture would make a handsome cake, full twelve or fourteen inches over.

Obs.—If made in cold weather, the eggs should be broke into a pan, and set into another filled with hot water: likewise the fruit, sweetmeats, and almonds, laid in a warm place, otherwise it may chill the butter, and cause the cake to be heavy.

BRIDE, OR WEDDING CAKE.

587. The only difference usually made in these Cakes is, the addition of one pound of Raisins, stoned, and mixed with the other fruit.

PLAIN POUND CAKE.

588. Cream, as in (586), one pound of Butter, and work it well

* The goodness of a Cake or Biscuit depends much on its being well baked: great attention should be paid to the different degrees of heat of the oven; be sure to have it of a good sound heat at first, when, after its being well cleaned out, may be baked such articles as require a hot oven, after which such as are directed to be baked in a well-heated or moderate oven, and, lastly, those in a slow soaking or cool one. With a little care, the above degrees may soon be known.

In making *Butter Cakes*, such as (586, 588, or 592), too much attention cannot be paid to have the Butter well creamed, for should it be made too warm, it would cause the mixture to be the same, and when put to bake, the Fruit, Sweetmeats, &c. would in that event fall to the bottom.

Yeast Cakes should be well proved before put into the oven, as they will prove but little afterwards.

In making *Biscuits* and *Cakes* where Butter is not used, the different utensils should be kept free from all kinds of Grease, or it is next to impossible to have good ones.

In buttering the insides of Cake-moulds, the butter should be nicely clarified, and when nearly cold, laid on quite smooth, with a small brush kept for that purpose.

Sugar and Flour should be quite dry, and a drum sieve is recommended for the Sugar. The old way of beating the yolks and whites of Eggs separate (except in very few cases) is not only useless, but a waste of time. They should be well incorporated with the other ingredients, and in some instances they cannot be beat too much.

together with one pound of sifted Sugar till quite smooth ; beat up nine eggs, and put them by degrees to the butter, and beat them for twenty minutes ; mix in lightly one pound of Flour,—put the whole into a hoop, cased with paper, on a baking-plate, and bake it about one hour in a moderate oven.

An ounce of Caraway-seeds added to the above, will make what is termed a *Rich Seed Cake*.

PLUM POUND CAKE.

589. Make a Cake as (588), and when you have beat it, mix in lightly half a pound of Currants, two ounces of Orange, and two ounces of candied Lemon-Peel cut small, and half a Nutmeg grated.

COMMON SEED CAKE.

590. Sift two and a half pounds of Flour, with half a pound of good Lisbon or Loaf Sugar, pounded into a pan or bowl,—make a cavity in the centre, and pour in half a pint of lukewarm milk, and a table-spoonful of thick yeast,—mix the milk and yeast with enough flour to make it as thick as cream (this is called setting a sponge), set it by in a warm place for one hour,—in the meantime, melt to an oil half a pound of fresh Butter, and add it to the other ingredients, with one ounce of Caraway-seeds, and enough of milk to make it of a middling stiffness ; line a hoop with paper, well rubbed over with butter ; put in the mixture ; set it some time to prove in a stove, or before the fire, and bake it on a plate about an hour, in rather a hot oven,—when done, rub the top over with a paste-brush dipped in milk.

RICH YEAST CAKE.

591. Set a sponge as in the foregoing Receipt, with the same proportions of Flour, Sugar, Milk, and Yeast,—when it has lain some time, mix it with three quarters of a pound of Butter oiled, one pound and a quarter of Currants, half a pound of candied Lemon and Orange-Peel cut fine, grated Nutmeg, ground Allspice and Cinnamon, a quarter of an ounce of each—case a hoop as stated (590), bake it in a good-heated oven one hour and a half.

N.B. It may be iced with (585), and ornamented as a Twelfth Cake.

QUEEN, OR HEART CAKES.

592. One pound of sifted Sugar, one pound of Butter, eight Eggs, one pound and a quarter of Flour, two ounces of Currants, and half a Nutmeg grated.

Cream the Butter as at (586), and mix it well with the sugar and

spice, then put in half the eggs, and beat it ten minutes,—add the remainder of the eggs, and work it ten minutes longer,—stir in the flour lightly, and the currants afterwards,—then take small tin pans of any shape (hearts the most usual), rub the inside of each with butter, fill and bake them a few minutes in a hot oven, on a sheet of matted wire, or on a baking-plate,—when done, remove them as early as possible from the pans.

QUEEN'S DROPS.

593. Leave out four ounces of Flour from the last Receipt, and add two ounces more of Currants, and two ounces of candied Peel cut small,—work it the same as in the last receipt, and when ready put the mixture into a Biscuit funnel,* and lay them out in drops about the size of half a crown, on white paper,—bake them in a hot oven, and, when *nearly cold*, take them from the paper.

SHREWSBURY CAKES.

594. Rub well together one pound of pounded Sugar, one pound of fresh Butter, and one pound and a half of sifted Flour,—mix it into a paste, with half a gill of milk or cream, and one egg,—let it lie half an hour, roll it out thin, cut it out into small cakes with a tin cutter, about three inches over, and bake them on a clean baking-plate, in a moderate oven.

BANBURY CAKES.

595. Set a sponge with two table-spoonsful of thick Yeast, a gill of warm Milk, and a pound of Flour,—when it has worked a little, mix with it half a pound of Currants, washed and picked, half a pound of candied Orange and Lemon-Peel cut small, one ounce of Spice, such as ground Cinnamon, Allspice, Ginger, and grated Nutmeg: mix the whole together with half a pound of Honey, roll out Puff Paste (469) a quarter of an inch thick, cut it into rounds with a cutter, about four inches over, lay on each with a spoon a small quantity of the mixture; close it round with the fingers in the form of an oval; place the join underneath; press it flat with the hand; sift sugar over it, and bake them on a plate a quarter of an hour, in a moderate oven, and of a light colour.

* Take fine Brown Holland, and make a bag in the form of a cone, about five inches over at the top. Cut a small hole at the bottom, and tie in a small pipe of a tapering form, about two inches long; and the bore must be large or small, according to the size of the Biscuits or Cakes to be made. When the various mixtures are put in, lay the pipe close to the paper, and press it out in rows. Some use a Bullock's bladder for the purpose.

SAVOY CAKE, OR SPONGE CAKE IN A MOULD.

596. Take nine Eggs, their weight of Sugar, and six of Flour, some grated Lemon, or a few drops of Essence of Lemon, and half a gill of Orange-flower Water,—work them as in the last receipt ;—put in the orange-flower water when you take it from the fire ;—be very careful the mould is quite dry ;—rub it all over the inside with Butter,—put some pounded Sugar round the mould upon the butter, and shake it well to get it out of the crevices :—tie a slip of paper round the mould ; fill it three parts full with the mixture, and bake it one hour in a slack oven :—when done, let stand for a few minutes, and take it from the mould, which may be done by shaking it a little.

ITALIAN MACAROONS.

597. Take one pound of Valentia or Jordan Almonds, blanched, pound them quite fine with the whites of four Eggs ; add two pounds and a half of sifted Loaf Sugar, and rub them well together with the pestle,—put in by degrees about ten or eleven more whites, working them well as you put them in ;—but the best criterion to go by in trying their lightness is to bake one or two, and if you find them heavy, put one or two more whites ;—put the mixture into a biscuit-funnel, and lay them out on wafer-paper, in pieces about the size of a small walnut, having ready about two ounces of blanched and dry Almonds cut into slips,—put three or four pieces on each, and bake them on wires, or a Baking-Plate, in a slow oven.

Obs.—Almonds should be blanched and dried gradually two or three days before they are used, by which means they will work much better,—and where large quantities are used, it is advised to grind them in a mill provided for that purpose.

RATAFIA CAKES.

598. To half a pound of blanched Bitter, and half a pound of Sweet Almonds, put the whites of four Eggs,—beat them quite fine in a mortar, and stir in two pounds and a quarter of Loaf Sugar, pounded and sifted,—rub them well together with the whites (by degrees) of nine Eggs (try their lightness as in the last receipt) ; lay them out from the biscuit-funnel on cartridge-paper, in drops about the size of a shilling, and bake them in a middling-heated oven, of a light brown colour, and take them from the papers as soon as cold.

N.B. A smaller pipe must be used in the funnel than for other articles.

ALMOND SPONGE CAKE.

599. Pound in a mortar one pound of blanched Almonds quite

fine, with the Whites of three Eggs,—then put in one pound of sifted Loaf-Sugar, some grated Lemon-peel, and the Yolks of fifteen Eggs,—work them well together: beat up to a solid froth the Whites of twelve Eggs, and stir them into the other Ingredients with a quarter of a pound of sifted dry Flour:—prepare a mould as at (596); put in the mixture, and bake it an hour in a slow oven; take it carefully from the mould, and set it on a sieve.

RATAFIA CAKE.

600. To be made as above, omitting a quarter of a pound of sweet, and substituting a quarter of a pound of Bitter Almonds.

DIET BREAD CAKE.

601. Boil, in half a pint of Water, one pound and a half of Lump Sugar,—have ready one pint of Eggs, three parts Yolks, in a pan,—pour in the Sugar, and whisk it quick till cold, or about a quarter of an hour,—then stir in two pounds of sifted Flour; case the insides of square tins with white paper; fill them three parts full; sift a little Sugar over, and bake it in a warm oven, and while hot remove them from the moulds.

GIPSY CAKE.

602. Take a Sponge Cake (the size you wish), soak it in wine and a glass of brandy; blanch some sweet almonds; cut them lengthways in narrow chips, and stick them all over it;—you may put some custard in the dish.

DERBY OR SHORT CAKES.

603. Rub in with the hand one pound of Butter into two pounds of sifted Flour;—put one pound of Currants, one pound of good moist sugar, and one egg; mix all together with half a pint of milk,—roll it out thin, and cut them into round Cakes with a Cutter;—lay them on a clean Baking-Plate, and put them into a middling-heated oven for about five minutes.

CHEESECAKES.

604. Put two quarts of New Milk into a stew-pan, set it near the fire, and stir in two table-spoonsful of rennet: let it stand till it is set. This will take about an hour; break it well with your hand, and let it remain half an hour longer, then pour off the whey, and put the curd into a colander to drain; when quite dry, put it in a mortar, and pound it quite smooth; then add four ounces of Sugar, pounded and sifted, and three ounces of fresh Butter; oil it first by

flower water to keep them from oiling,—then mix with them one pint of Rose and one pint of spring water, rub it through a tamis cloth or lawn sieve, till the Almonds are quite dry, which will reduce the quantity to about a quart:—have ready three pints of Clarified Sugar or Water, and boil it to a crack (which may be known by dipping your fingers into the sugar, and then into cold water; and if you find the sugar to crack in moving your finger, it has boiled enough); put in the Almonds; boil it one minute,—and when cold put it into small bottles close corked, a table-spoonful of which will be sufficient for a tumbler of water:—shake the bottle before using.

Obs.—If the Orgeat is for present use, the Almonds may be pounded as above, and mixed with one quart of Water, one quart of Milk, a pint of Capillaire or Clarified Sugar, rubbed through a tamis or fine sieve, and put into decanters for use.

RICH RASPBERRY WINE OR BRANDY.

655. Bruise the finest ripe Raspberries with the back of a spoon; strain them through a flannel bag into a stone jar, allowing a pound of fine powdered Loaf Sugar to each quart of juice; stir it well together, and cover it down; let it stand for three days, stirring it up each day; pour off the clear, and put two quarts of Sherry, or one of Cognac Brandy, to each quart of juice; bottle it off; it will be fit for the glass in a fortnight.

N.B. Or make it with the Jelly, (629).

SPRING FRUIT SHERBET.

656. Boil six or eight sticks of Rhubarb (quite clean) ten minutes in a quart of water; strain the liquor through a tamis into a jug, with the peel of a lemon cut very thin, and two table-spoonsful of clarified Sugar; let it stand five or six hours, and it is fit to drink.

MOCK ARRACK.

657. Dissolve two scruples of flowers of Benjamin in a quart of good Rum, and it will immediately impart to it the inviting fragrance of "VAUXHALL NECTAR."

FLIP.

658. Keep grated Ginger and Nutmeg with a little fine dried Lemon-Peel, rubbed together in a mortar.

To make a quart of Flip:—Put the Ale on the fire to warm, and beat up three or four Eggs with four ounces of moist Sugar, a tea-spoonful of grated Nutmeg or Ginger, and a quartern of good old Rum or Brandy. When the Ale is near to boil, put it into one

pitcher, and the Rum and Eggs, &c. into another ;—turn it from one pitcher to another till it is as smooth as Cream.

N.B. This quantity I styled *One Yard of Flannel*.

Obs.—The above is set down in the words of the Publican who gave us the Receipt.

TEWAHDIDDLE.

659. A pint of Table Beer (or Ale, if you intend it for a supplement to your "Night-Cap"), a table-spoonful of Brandy, and a tea-spoonful of brown Sugar, or Clarified Syrup (648),—a little grated Nutmeg or Ginger may be added, and a roll of very thin-cut Lemon-Peel.

Obs.—Before our Readers make any remarks on this Composition, we beg of them to taste it : if the materials are good, and their palate vibrates in unison with our own, they will find it one of the pleasantest beverages they ever put to their lips, and, as *Lord Ruthven* says, "This is a right Gossip's Cup that far exceeds all the Ale that ever MOTHER BUNCH made in her life-time."—See his Lordship's *Experiments in Cookery*, &c. 18mo. London, 1654, p. 215.

SIR FLEETWOOD SHEPHERD'S SACK POSSET.—660.

"From fam'd Barbadoes on the western main
Fetch Sugar, ounces four—fetch Sack from Spain,
A pint,—and from the Eastern Indian Coast
Nutmeg, the glory of our northern toast ;
O'er flaming Coals let them together heat,
Till the all-conquering Sack dissolve the Sweet ;
O'er such another fire put Eggs just ten,
New-born from tread of Cock and Rump of Hen :
Stir them with steady hand and conscience pricking
To see the untimely end of ten fine Chicken ;
From shining shelf take down the brazen skillet,—
A quart of milk from gentle cow will fill it.
When boiled and cold, put milk and Sack to Eggs.
Unite them firmly like the triple league,
And on the fire let them together dwell
Till Miss sing twice—you must not kiss and tell—
Each lad and lass take up a silver spoon,
And fall on fiercely like a starved Dragoon."

COOL TANKARD, OR BEER CUP.

661. A quart of mild Ale, a glass of white Wine, one of Brandy, one of Capillaire, the juice of a Lemon, a roll of the Peel pared thin, Nutmeg grated at the top (a sprig of Borrage* or Balm), and a bit of toasted Bread.

* "BORRAGE is one of the four *Cordial* flowers ;" it comforts the heart, cheers melancholy, and revives the fainting spirits, says SALMON, in the 45th page of his "*Household Companion*," London, 1710. And EVYLYN, in page 13 of his *Acetaria*, says, "the sprigs in *wine* are of known virtue to revive the Hypochondriac, and cheer the hard Student."—Combined with the ingredients in the above Receipt, we have frequently observed it produce all the Cardiac and Exhilarating effects ascribed to it.

CIDER CUP,

661.* Is the same,—only substituting Cider for Beer.

WHEY.

662. Make a pint of Milk boil,—put to it a glass or two of white Wine—put it on the fire till it just boils again—then set it on one side till the Curd has settled—pour off the clear Whey, and sweeten it as you like.

Cider is often substituted for Wine, or half the quantity of Vinegar that we have ordered Wine.

Obs.—When there is no fire in the sick room, this may be put hot into a bottle—and laid between the Bed and Mattress—it will keep warm several hours.

TO BOTTLE BEER.

663. When the briskness and liveliness of malt liquors in the cask fail, and they become dead and vapid, which they generally do soon after they are tilted,—let them be Bottled.

Be careful to *use clean and dried bottles* ; leave them unstopped for twelve hours, and then cork them as closely as possible with *good and sound new corks* ; put a bit of lump sugar as big as a nutmeg into each Bottle : the Beer will be ripe, *i. e.* fine and sparkling, in about four or five weeks : *if the weather is cold, to put it up the day before it is drank, place it in a room where there is a Fire.*

Remember there is a sediment, &c. at the bottom of the Bottles, which you must carefully avoid disturbing,—so pour it off at once, leaving a wine-glassful at the bottom.

**** If Beer becomes Hard or Stale, a few grains of Carbonate of Potash added to it at the time it is drank, will correct it, and make Draught Beer as brisk as Bottled Ale.*

TEA, COFFEE, STOMACHIC TINCTURE, &c.

Observations on the Art of making Chinese Soup, i. e. Tea, and effects of different kinds of Tea-pots on the infusion of Tea.

664. It has been long observed that the infusion of Tea made in Silver, or polished metal Tea-pots, is stronger than that which is produced in black, or other kind of earthenware pots. This is explained on the principle, that polished surfaces retain heat much better than dark, rough surfaces, and that, consequently, the caloric being confined in the former case, must act more powerfully than in the latter.

It is further certain, that the Silver or metal pot, when filled a second time, produces worse tea than the earthenware vessel ; and that it is advisable to use the earthenware pot, unless a silver or metal one can be procured sufficiently large to contain at once all that may be required. These facts are readily explained by considering, that the action of heat retained by the Silver vessel so far exhausts the herb as to leave very little soluble substance for a second infusion ; whereas the reduced temperature of the water in the earthenware pot, by extracting only a small proportion at first, leaves some soluble matter for the action of a subsequent infusion.

The reason for pouring boiling water into the tea-pot before the infusion of the tea is made, is, that the vessel being previously warm, may abstract less heat from the mixture, and thus admit a more powerful action. Neither is it difficult to explain the fact why the infusion of tea is stronger if only a small quantity of boiling water be first used, and more be added some time afterwards ; for if we consider that only the water immediately in contact with the herb can act upon it, and that it cools very rapidly, especially in earthenware vessels, it is clear that the effect will be greater where the heat is kept up by additions of boiling water, than where the vessel is filled at once, and the fluid suffered gradually to cool.

When the infusion has once been completed, it is found that any further addition of the herb only affords a very small increase in the strength, the water having cooled much below the boiling point, and, consequently, acting very slightly.

"The Jesuit that came from China, A.D. 1664, told Mr. Waller, that to a drachm of tea they put a pint of water, and frequently take the yolks of two new-laid eggs, and beat them up with as much fine sugar as is sufficient for the tea, and stir all well together. He also informed him, that we let the hot water remain too long soaking upon the tea, which makes it extract into itself the earthy parts of the herb ; the water must remain upon it no longer than while you can say the '*Miserere*' psalm very leisurely ; you have then only the spiritual part of the tea, the proportion of which to the water must be about a drachm to a pint."—Sir KENELM DIGBY's *Cookery*, London, 1669, page 176.

Obs.—The addition of an Egg makes the "*Chinese Soup*" a more nutritious and substantial meal for a Traveller.

VARIOUS WAYS OF MAKING TEA.

1. "The *Japanese* reduce their Tea to a fine powder by pounding it ; they put certain portions of this into a tea-cup, pour boiling water upon it, stir it up, and drink it as soon as it is cool enough."

“DUBUISSON’S MANNER OF MAKING TEA.

2. “Put the Tea into a kettle with *cold* water,—cover it close, set it on the fire, and make it all but boil, when you see a sort of white scum on the surface, take it from the fire; when the leaves sink it is ready.”

3. “The night before you wish to have tea ready for drinking,—pour on it as much cold water as you wish to make Tea,—next morning pour off the clear liquor, and when you wish to drink it, make it warm.”

The above are from “*L’Art du Limonadier*” de Dubuisson. Paris, pp. 267, 268. Or,

4. “*A great saving may be made by making a Tincture of Tea*, thus,—pour boiling water upon it, and let it stand twenty minutes, putting into each cup no more than is necessary to fill it about one-third full—Fill each cup up with hot water from an urn or kettle, thus the Tea will be always hot and equally strong to the end,—and one tea-spoonful will be found enough for three cups for each person; according to the present mode of making it, three times the quantity is often used.”—See Dr. TRUSLER’S *Way to be Rich and Respectable*, 8vo, 1796, page 27.

COFFEE.*

665. Coffee, as used on the Continent, serves the double purpose of an agreeable tonic, and an exhilarating beverage, without the unpleasant effects of wine.

Coffee, as drank in England, debilitates the Stomach, and produces a slight nausea. In France and in Italy it is made strong from the best Coffee, and is poured out hot and transparent.

In England it is usually made from bad Coffee, served out tepid and muddy, and drowned in a deluge of water, and sometimes deserves the title given it in “the Petition against Coffee,” 4to, 1674, page 4, “a base, black, thick, nasty, bitter, stinking Puddle Water.”

To make Coffee fit for use, you must employ the German filter,—pay at least 4s. the pound for it,—and take at least an ounce for two breakfast-Cups.

No Coffee will bear drinking with what is called milk in London.

London people should either take their Coffee pure, or put a couple of tea-spoonsful of cream to each cup.

N.B. The above is a contribution from an intelligent Traveller, who has passed some years on the Continent.

* See Dr. HOUGHTON on Coffee in vol. xxi. of the “*Philosophical Transactions*,” p. 311.

TO MAKE BEEF, MUTTON, OR VEAL TEA.

666. Cut a pound of lean gravy Meat into thin slices ; put it into a quart and half a pint of cold water, set it over a very gentle fire, where it will become gradually warm ; when the scum rises, let it continue simmering gently for about an hour, then strain it through a fine sieve or a napkin, let it stand ten minutes to settle, and then pour off the clear Tea.

N.B. An Onion, and a few grains of Black Pepper are sometimes added.

If the meat is boiled till it is thoroughly tender, you may mince it and pound it as directed in (419), and make **POTTED BEEF**.

To make half a pint of Beef Tea in five minutes for three halfpence, see (227).

MUTTON BROTH FOR THE SICK.

667. Have a pound and a half of a Neck or Loin of Mutton, take off the skin and the fat, and put it into a sauce-pan ; cover it with cold water, (it will take about a quart to a pound of meat,) let it simmer very gently, and skim it well ; cover it up, and set it over a moderate fire, where it may stand *gently* stewing for about an hour, then strain it off. It should be allowed to become *cold*, when all the greasy particles will float on the surface, and becoming hard, can be easily taken off, and the settlings will remain at the bottom.

See also (408 and 227).

N.B. We direct the *Meat* to be done no more than just sufficiently to be eaten,—so a sick man may have plenty of good *Broth* for nothing, as by this manner of producing it, the meat furnishes also a good family meal.

Obs.—This is an inoffensive nourishment for sick persons—and the only Mutton Broth that should be given to convalescents, whose constitutions require replenishing with restorative aliment of easy digestion. The common way of making it with Roots—Onions—Sweet Herbs, &c. &c. is too strong for weak Stomachs. Plain Broth will agree with a delicate Stomach, when the least addition of other ingredients would immediately offend it.

For the various ways of flavouring Broth, see (444).

Few know how much good may be done by such Broth, taken in sufficient quantity at the beginning and decline of bowel complaints and fevers,—half a pint taken at a time. See the last two pages of the 7th Chapter of the Rudiments of Cookery.

DR. KITCHINER'S RECEIPT TO MAKE GRUEL.

668. Ask those who are to eat it, if they like it *THICK* or *thin*; if the latter, mix well together by degrees, in a pint basin, *one* table-spoonful of Oatmeal, with three of cold water;—if the former, use two spoonsful.

Have ready in a Stew-pan, a pint of boiling water or milk,—pour this by degrees to the Oatmeal you have mixed,—return it into the Stew-pan,—set it on the fire,—and let it boil for five minutes,—stirring it all the time to prevent the Oatmeal from burning at the bottom of the Stew-pan,—skim and strain it through a Hair-Sieve.

2d. To convert this into *CAUDLE*,—add a little Ale,—Wine,—or Brandy,—with Sugar,—and if the Bowels are disordered, a little Nutmeg or Ginger grated.

Obs.—Gruel may be made with Broth (408), or (227), or (667), instead of water,—(to make *Crowdie*, see 197), and may be flavoured with *Sweet Herbs*, *Soup Roots*, and *Savoury Spices*,—by boiling them for a few minutes in the water you are going to make the Gruel with,—or *ZEST* (229),—Pease Powder (385), or dried Mint,—Mushroom Catchup (375),—or a few grains of Curry Powder (383), or Savoury Ragoût Powder (384), or Cayenne (345),—or Celery-Seed bruised,—or Soup Herb Powder (387), or an Onion minced very fine and bruised in with the Oatmeal,—or a little Eschalot Wine (343),—or Essence of Celery (353), (356), (362), (364), &c.

PLAIN GRUEL, such as is directed in the first part of this Receipt, is one of the best breakfasts and Suppers that we can recommend to the rational Epicure—is the most comforting soother of an irritable Stomach that we know—and particularly acceptable to it after a hard day's work of intemperate Feasting—when the addition of half an ounce of butter, and a tea-spoonful of Epsom Salt, will give it an aperient quality, which will assist the principal Viscera to get rid of their burden.

“*Water Gruel*,” says Tryon in his *Obs. on Health*, 16mo, 1688, p. 42, is “the *KING of Spoon Meats*,” and “the *QUEEN of Soups*,” and gratifies nature beyond all others.

In the “*Art of Thriving*,” 1697, p. 8, are directions for preparing *Fourscore Noble and Wholesome Dishes*, upon most of which a *Man may live excellent well for Twopence a day*; the author's *Obs. on Water Gruel* is, that “*ESSENCE OF OATMEAL makes a noble and exhilarating meal!*”

DR. FRANKLYN'S favourite Breakfast was a good basin of warm Gruel, in which there was a small slice of Butter, with Toasted

Bread and Nutmeg,—the expense of this he reckoned at three half-pence.

SCOTCH BURGEOO.

669. "This humble dish of our Northern brethren forms no contemptible article of food. It possesses the grand qualities of salubrity, pleasantness, and cheapness. It is, in fact, a sort of Oatmeal Hasty Pudding without Milk, much used by those patterns of combined industry, frugality, and temperance, the Scottish peasantry, and this, among other examples of the economical Scotch, is well worthy of being occasionally adopted by all who have large families and small incomes."

It is made in the following easy and expeditious manner:—

"To a quart of Oatmeal add gradually two quarts of water, so that the whole may smoothly mix: then stirring it continually over the fire, boil it together for a quarter of an hour; after which, take it up, and stir in a little Salt and Butter, with or without Pepper. This quantity will serve a family of five or six persons for a moderate meal."—*ODDY'S Family Receipt Book*, p. 204.

BARLEY WATER.

670. Take a couple of ounces of Pearl Barley, wash it clean with cold water, put it into half a pint of boiling water, and let it boil for five minutes; pour off this water, and add to it two quarts of boiling water: boil it to two pints, and strain it.

The above is simple Barley Water;—to a quart of this is frequently added

Two ounces of Figs, sliced;

The same of Raisins stoned;

Half an ounce of Liquorice, sliced and bruised;

And a pint of water.

Boil it till it is reduced to a quart, and strain.

Obs.—These drinks are intended to assuage thirst in ardent Fevers and inflammatory disorders, for which plenty of mild diluting liquor is one of the principal remedies:—and if not suggested by the medical attendant, is frequently demanded by honest Instinct, in terms too plain to be misunderstood:—the Stomach sympathizes with every fibre of the human frame, and no part of it can be distressed without in some degree offending the stomach; therefore it is of the utmost importance to soothe this grand organ, by rendering every thing we offer to it as elegant and agreeable as the nature of the case will admit of;—the Barley drink prepared according to the second receipt, will be received with pleasure by the most delicate palate.

TOAST AND WATER.

671. Cut a Crust of Bread off a stale loaf, about twice the thickness toast is usually cut ; toast it carefully until it be completely browned all over, but not at all blackened or burnt ; pour as much boiling water as you wish to make into drink, into the Jug ; put the Toast into it, and let it stand till it is quite cold : the fresher it is the better.

Obs.—A roll of thin fresh-cut Lemon, or Dried Orange-Peel, or some Currant-Jelly (629), Apples sliced or roasted, &c. infused with the bread, are grateful additions. N.B. If the boiling water be poured on the Bread, it will break it, and make the drink grouty.

N.B. This is a refreshing *Summer Drink* ; and when the proportion of the fluids is destroyed by profuse perspiration, may be drank plentifully. Let a large jug be made early in the day, it will then become warmed by the heat of the air, and may be drank without danger,—which water, Cold as it comes from the well cannot in Hot weather.

OR,

672. To make it more expeditiously, put the bread into a mug, and just cover it with boiling water ; let it stand till cold, then fill it up with cold spring-water, and pour it through a fine sieve.

Obs.—The above is a pleasant and excellent beverage, grateful to the Stomach, and deserves a constant place by the Bed-side.

TOOTHACHE AND ANTI-RHEUMATIC EMBROCATION.

673. In no branch of the practice of Physic is there more *Dangerous Quackery*, than in the dental department.

To all People the TOOTHACHE is an intolerable Torment—not even a Philosopher can endure it patiently—what an overcoming agony, then, must it be to a *Grand Gourmand* !—besides the mortification of being deprived of the means of enjoying that consolation which he looks to as the grand solace for all sublunary cares.

When this affliction befalls him, we recommend the following specific for it :—

R Sal volatile, three parts.

Laudanum, one part.

Mix, and rub the part affected frequently, or if the Tooth which aches be hollow, drop some of this on a bit of cotton, and put it into the Tooth ;—for a general Face-ache, or sore Throat, moisten a bit of flannel with it, and put it at night to the part affected.

STOMACHIC TINCTURE,

674. Is,—

Peruvian Bark, bruised, one ounce and a half.

Orange Peel, do. one ounce.

Brandy, or Proof Spirit, one pint.

Let these ingredients steep for ten days, shaking the bottle every day—let it remain quiet two days—and then decant the clear liquor.

Dose—a Tea-spoonful in a wine-glass of water, twice a day when you feel languid, *i. e.* when the Stomach is empty, about an hour before Dinner, and in the Evening.

This agreeable Aromatic Tonic is an effective help to concoction,—and we are under personal obligations to it, for frequently restoring our Stomach to good temper, and procuring us good Appetite and good Digestion.

In low nervous affections arising from a languid circulation—and when the Stomach is in a state of debility from age, intemperance, or other causes—this is a most acceptable restorative.

N.B. TEA made with dried and bruised SEVILLE ORANGE PEEL, in the same way as common Tea, and drank with Milk and Sugar, has been taken by nervous and dyspeptic persons with great benefit.

SUCKING a bit of dried Orange-Peel about an hour before dinner, when the Stomach is empty, is very grateful and strengthening to it.

PAREGORIC ELIXIR.

675. A drachm of purified Opium.

Same of Flowers of Benjamin.

Same of Oil of Aniseed.

Camphor, two scruples.

Steep all in a pint of Brandy or Proof Spirit: let it stand ten days, occasionally shaking it up. Strain.

A tea-spoonful in half a pint of White Wine Whey (662), Tewahdiddle (659), or Gruel (668), taken the last thing at night, is an agreeable and effectual medicine for Coughs and Colds.

It is also excellent for Children who have the Hooping-Cough, in doses of from five to twenty drops in a little water, or on a little bit of Sugar.

The few following Receipts, although not exactly appertaining to the business of a Cookery Book, will yet be found useful, and especially one or two of them. Very few Servants, for instance, have any idea of preparing Salt, &c. &c.

TO PREPARE SALT.

676. Take a lump of Salt of the size you think proper, and if not quite dry, place it in a plate before the fire to make it so, then pound it in a Mortar till it is perfectly fine; this done, fill your Salt-cellars with it higher than the brim, and with the flat side of a knife that has a smooth edge, take it off and press it down even with the top. If the Salt-cellars are not smooth on the top, but cut in notches, a Table-spoon is the best tool to press and smooth the salt in them—or it makes them look very neat, if the bottom of the Salt-cellar is ornamented, to place the bottom of one on the top of the other for the same purpose.

The Salt should be in a lump that it may be free from dirt, and the knife must have a smooth edge—if it has the *least ruggedness*, it will leave the marks on the salt.

MUSTARD.

677. To eight Tea-spoonsful, or two ounces of Mustard, put two tea-spoonsful of Salt and nine of water—mix them well together; then add six spoonsful more of water, and again well mix it by rubbing it round the side of the cup, or other vessel, till it is of a nice smooth consistency, and free from any lumps.

TO PREVENT BEER BECOMING FLAT AFTER IT IS DRAWN,

678. Put a piece of Toasted Bread into it, and it will preserve the spirit for twelve hours after, in a very considerable degree.

TO CLEAN PLATE

679. *First.*—Take care that your Plate is quite free from grease.

Second.—Take some whitening mixed with water, and a sponge, rub it well on the Plate, which will take the tarnish off; if it is very bad, repeat the whitening and water several times, making use of a brush, not too hard, to clean the intricate parts.

Third.—Take some rouge-powder, mix it with water to about the thickness of cream, and with a small piece of leather (which should be kept for that purpose only) apply the rouge, which, with the addition of a little “Elbow Grease,” will, in a short time, produce a most beautiful polish.

N.B.—The Rouge-Powder may be had at all the Silversmiths and Jewellers.

Obs.—The above is the actual manner in which Silversmiths clean their Plate, and was given to me by a respectable Tradesman.

THE COMMON METHOD OF CLEANING PLATE.

680. First wash it well with soap and warm water; when perfectly dry, mix together a little whitening and sweet oil, so as to make a soft paste; then take a piece of flannel, rub it on the Plate, then with a leather, and plenty of dry whitening, rub it clean off again; then, with a clean leather and a brush, finish it.

TO LOOSEN GLASS STOPPERS OF BOTTLES.

681. With a feather rub a drop or two of salad oil round the stopper, close to the mouth of the bottle or decanter, which must be then placed before the fire, at the distance of about eighteen inches; the heat will cause the oil to insinuate itself between the stopper and the neck.

When the Bottle or Decanter has grown warm, gently strike the stopper on one side, and then on the other, with any light wooden instrument: then try it with the hand: if it will not yet move, place it again before the fire, adding another drop of oil. After a while strike again as before; and by persevering in this process, however tightly it may be fastened in, you will at length succeed in loosening it.

VARNISH FOR OIL PAINTINGS.

682. According to the number of your Pictures, take the whites of the same number of Eggs, and an equal number of pieces of Sugar Candy the size of a hazle-nut, dissolve and mix it with a tea-spoonful of Brandy; beat the whites of your Eggs to a froth, and let it settle; take the clear, put it to your Brandy and Sugar, mix them well together, and varnish over your pictures with it.

This is much better than any other Varnish, as it is easily washed off when your Pictures want cleaning again.

METHOD OF CLEANING PAPER-HANGINGS.

683. Cut into eight half quarters a quartern loaf, two days old; it must neither be newer nor staler. With one of these pieces, after having blown off all the dust from the paper to be cleaned by the means of a good pair of bellows, begin at the top of the room, holding the crust in the hand, and wiping lightly downward with the crumb, about half a yard at each stroke, till the upper part of the

hangings is completely cleaned all round. Then go round again, with the like sweeping stroke downwards, always commencing each successive course a little higher than the upper stroke had extended, till the bottom be finished. This operation, if carefully performed, will frequently make very old paper look almost equal to new.

Great caution must be used not by any means to rub the paper hard, nor to attempt cleaning it the cross, or horizontal way. The dirty part of the bread, too, must be each time cut away, and the pieces renewed as soon as it may become necessary.

TO PREVENT THE FREEZING OF WATER IN PIPES IN THE WINTER-TIME.

684. By tying up the ball-cock during the frost, the freezing of Pipes will often be prevented: in fact, it will always be prevented where the main Pipe is higher than the Cistern, or other Reservoir, and the Pipe is laid in a regular inclination from one to the other, for then no water can remain in the Pipe; or if the Main is lower than the Cistern, and the Pipe regularly inclines, upon the supply ceasing, the Pipe will immediately exhaust itself into the Main. Where the water is in the Pipe, if each Cock is left a little dripping, this circulation of the water will frequently prevent the Pipes from being frozen.

TO MAKE WOODEN STAIRS HAVE THE APPEAR- ANCE OF STONE.

685. Paint the stairs, step by step, with white paint, mixed with strong drying oil. Strew it thick with silver sand.

It ought to be thoroughly dry next morning, when the loose sand is to be swept off. The painting and sanding is to be repeated, and when dry, the surface is to be done over with pipe-clay, whiting, and water; which may be boiled in an old saucepan, and laid on with a bit of flannel, not too thick, otherwise it will be apt to scale off.

A penny cake of pipe-clay, which must be scraped, is the common proportion to half a lump of whiting.

The pipe-clay and whiting is generally applied once a-week, but that might be done only as occasion requires.

TO PREVENT DISAGREEABLE SMELLS FROM SINKS, &c.

686. The disgusting effluvia arising from Cabbage-water, and the various ungrateful odours which arise from the Sink of Kitchens, Drains, &c., are not only an unnecessary nuisance to the good folks

of the second table, but we believe such miasm is not an uncommon cause of Putrid Fevers, &c. &c.

It cannot be too generally known, that a cheap and simple apparatus has been contrived for carrying off the waste water, &c. from Sinks, which at the same time effectually prevents any air returning back from thence, or from any Drain connected therewith.

TO PREVENT MOTHS.

687. In the month of April beat your fur garments well with a small cane or elastic stick, then lap them up in linen without pressing the fur too hard, and put betwixt the folds some Camphor in small lumps; then put your furs in this state in boxes well closed.

When the furs are wanted for use, beat them well as before, and expose them for twenty-four hours to the air, which will take away the smell of the Camphor.

If the fur has long hair, as bear or fox, add to the Camphor an equal quantity of black pepper in powder.

TO PREVENT HATS BEING DAMAGED AFTER A SHOWER OF RAIN.

688. If your hat is wet, shake it out as much as possible; then brush it with a soft brush as smooth as you can, or with a clean linen cloth or handkerchief; wipe it very carefully, keep the beaver flat and smooth, in the same direction as it was first placed, then with a small cane beat the nap gently up, and hang it up to dry in a cool place; when it is dry, lay it on a table, and brush it round several times with a soft brush in the proper direction; and you will find your hat not the least injured by the rain.

If the gloss is not quite so high as you wish, take a flat iron, moderately heated, and pass the same two or three times gently over the hat; brush it afterwards, and it will become nearly as handsome as when sent home from the Maker.

HOW TO SCOUR A HAT WHEN THE NAP IS CLOTTED, AND TO TAKE SALT WATER OUT.

689. Get a hard brush, a basin of hot water (boiling), and some yellow soap; rub a little of the Soap lightly on the brush and dip it into the water, brush the Hat round with the nap; if you find the nap clotted, do not scrape it with your fingers, as that tears it off, but brush it until it is smooth, and the soap is thoroughly out; then take a piece of wood, or the back of a knife, and scrape it well round; you will find all the dirt come out; then beat it gently with a cane.

See the preceding Receipt.

A Hat will wear much longer if you change the side before, alternate days.

TO CLEAN KNIVES.

690. They should be held in a straight position on the Knife-board, and *should be moved backwards and forwards in as direct a line as possible*—they will then be free from that *scratchy* appearance which makes knives look so badly.

Forks should be rubbed *very hard* with a stick covered with buff leather ; they will then have a much brighter polish, and be much sooner done, than if only lightly pressed on.

WOUNDS ON THE SKIN.

691. Cuts and wounds inflicted by a sharp instrument heal with prodigious facility, if the Constitution be sound and the Circulation sufficient ;—the inosculating vessels form such a speedy and permanent union, if undisturbed by officious interference, as often to excite surprise. The inexperienced will scarcely believe what degree of improvement will be visible upon the removal of the first dressing : the Air is the great corrupter of Wounds. People in general have no idea what a healing process is proceeding in large Wounds under a poultice unremoved for five or six days ; and then the exclamation is, What a fine cure the Surgeon has made ! The customary sticking-plaster is spread with a gum which does not suit an irritable Skin ; the *Gold-beater's Skin* is preferable for slight superficial Wounds.

FAREWELL TO THE READER.

WE now have made, in one design,
The *Utile* and *Dulce* join ;
And taught the poor, and men of
wealth,
To reconcile their tastes to Health ;
Restrain each forward appetite,
To dine with prudence and delight,
And, careful, all our rules to follow,
To masticate before they swallow.
'Tis thus *HYGEIA* guides our pen,
To warn the greedy sons of men
To moderate their wine and meat,
And "eat to live, not live to eat."
For the rash Palate oft bestows
Arthritic Lectures on the Toes!!!
The *Stomach*, void of wind and bile,
Shall praise our monitory style ;
And as he cannot speak, enlist
Himself as your ventriloquist—
The *Head*, now clear from pain and
vapour,
Shall order out his ink and paper,
And dictate praises on these rules
To govern gormandising fools.
The *Legs*, now fearless of the gout,
As ready messengers turn out,

To spread our volume far and near,
Active in gratitude sincere.
While thus the *Body*, strong and sound,
Our constant advocate is found ;
And pointing to receipts delicious
Exclaims, "Who reads our new *AP-
CIUS*,
If he has brains may keep them cool ;
If a sound stomach and no fool,
May keep it so, unclogged by food,
Indigestion's sickly brood ;
His Hunger, though oppressive, ease,
His Palate, though capricious, please ;
And if with care he reads our Book,
In theory may be a Cook,
Learn the delights good rules procure
us
When appetite by reason's aw'd,
(*ZENO* alike and *EPICURUS*
Pleasures combin'd with health ap-
plaud).
He who is stomach's master, he
The noblest Empire then may boast,
And at whatever feast he be,
That man alone 'shall rule the
Roast.'"

INDEX.

The figures in the body of the Index refer to the Receipts, and those under the word PAGE to where the Receipts are to be found.

	Page		Page
ABERNETHY, Mr., quoted,		Apple, love, sauce, 258 . . .	234
note	21	— pie, 499	335
Acid of lemon, artificial, 350	267	— pudding, 519	341
Accum on Adulterations,		— sauce, 269	237
quoted, note to 371 . . .	272	— in syrup, for present	
A-la-mode beef, or veal, 418	298	use, 622	374
Albion-House, Aldersgate-		— tart, creamed, 500 . . .	335
street, note	219	Apricot jam, 640	379
Alderman in chains, 57 . .	136	Arbuthnot, Dr., quoted, pre-	
Allspice, essence of, 355 . .	368	face	9
— Sir H. Sloane on, note . .	96	Arrack, to imitate, 657 . .	385
— tincture of, 356	268	Arrow-root blancmange, 565	358
Almond custard, 575	360	Artichokes, 135	166
— sponge cakes, 599	367	— Jerusalem, 113	160
Anchovy butter, 372	272	Asparagus, 119	161
— quintessence of, 371 . . .	272	— soup, 206	202
— to keep them well,			
Obs. to 241	228	Bacon to boil, 14	120
— paste, 372	274	— relishing rashers of, 444	310
— powder, 373	275	— slices of, 443	309
— sauce, 241	228	— spare-rib, to roast, 53	134
— toast, 561*	356	Bain-Marie, note to 400 . .	289
Apicius, his sauce for boiled		Baking, Obs. on	76
chicken	38	Baked custard, 576	361
Apothecaries' Hall, N.B. to		— haddock	77
310	253	— pears, 624	374
Appert, his art of preserving		Banbury cake, 595	366
vegetables, note to 133 . .	165	Barley broth, Scotch, 193	195
Appetite, good, why the best		— to make a gallon	
sauce	53	for a groat, 212	206
— to refresh	53	— sugar, 646	382
— il y a trois sortes, note . .	40	— sugar drops, 646* . . .	382
Apple, Boston, pudding, 520	342	— water, 670	392
— covered with custard,		Basil, when to dry	283
572	360	— sauce, 236	227
— dumplings, 521	342	— vinegar, 336	262
— to dry, 626	375	Bastings	84

	Page		Page
Bath buns, 613	371	Beef, ditto, salted and roll-	
Batter pudding, 528	344	ed, 10	117
Beans, French, 132	164	— to salt, 6	114
Beauty	52	— savoury salt, baked,	
Bechamel, 307	252	414	295
Beef, à-la-mode, 224	218	— Scotch, its superiority,	
— or 418	298	note to 21	125
— baron of	37	— shin of, soup, 188	192
— baked	78	— shin, stewed, 411	293
— boiled, sauce for, 286	244	— Sir-loin, roasted, 21	125
— bones broiled, 425	303	— Sir-loin, broiled, 402	290
— bouilli, 5	112	— Sir-loin, fat end, 395	287
— bouilli, how nutritive		— Sir-loin, inside of,	
and economical, 5	113	394	286
— bouilli, sauce for, 286	244	— Sir-loin, proper way to	
— broth, 182	189	carve, note to 21	125
— broth, for glaze, 227	219	— steak, to fry, 84	149
— brisket, stewed, 412	295	— with onions, 85	149
— broiled, 402	290	— pudding, 512	338
— broiled, with onion gra-		— season for, note to	
vy, 417	298	93	152
— bubble and squeak	302	— stewed, 416	297
— cullis, 185	191	— superlative, 93	153
— cold, broiled, &c., 402	290	— tea, 666	390
— gravy, 183	190	Beer, to recover when hard,	
— gravy sauce, 287	244	678	395
— gravy strong, 184	191	— to bottle, 663	387
— gravy for poultry, 287	244	— cup, 661	386
— H-Bone, 9	116	Beet root, 126	163
— hashed, 399	289	— to pickle, 463	320
— ditto, 400*	290	Bill of fare for a week	56
— ditto, 401	290	Birch, his excellent mock	
— hashed, and bones broil-		turtle, note	215
ed, 425	303	Biscuit, deviled, 562	357
— sauce for, 305	250	— drops, 616	372
— hare, mock, 67	143	— savoy, 615	371
— haricot, 413	295	— sponge, 614	371
— Hunter's savoury, 414	295	Bishop, essence of, 355	343
— leg of, soup, 188	192	Black cock, 73	145
— Macbeth's receipt, and		Blancmange, 563	357
le véritable <i>bifteck</i> de		— arrow-root, 565	358
Beauvilliers, N.B. to 93	152	— rice, 564	357
— potted, 419	300	Boiling, Obs. on	71
— round of, salted, 8	116	— see N.B. to 20	124
— outside slices, what		Boiled meat, sauces for	76
good for, N.B. to 8	116	— gravy for, 285	243
— ribs of, roasted, 22	126	— custard, 574	464
— ditto, boned and rolled,		Bouillon de santé, 191	193
23	126	Bouilli and soup, 215	208

	Page		Page
Bonne bouche for geese, &c.		Bubble and squeak, 424	302
290	246	Buns, Bath, 613*	371
— bouche, or 291 . . .	246	— cross, 611	370
Brain balls, 324	260	— plain, 610	370
— Dr. Cadogan's Obs. on		— plum, 613	371
our, note	22	— seed, 612	371
— sadly dependent on		Burgoo, Scotch, 669 . . .	392
bowels	21	Burnet sauce, 236	227
Brandy, Cognac, where to		— vinegar, 339	263
buy, 647	332	— its peculiar flavour, 263	
Bread crumbs, fried, 280	240	— when to dry	284
— substitute for	86	Butler, Obs. on the business	
— diet cake, 601	368	of a, note	42
— French and rolls, 580	362	Butler, Mr. his directions for	
— to make, 579	361	drying herbs, 389	382
— pudding, 525	343	— ditto to market for	
— plain, 526	343	vegetables	69
— and butter ditto,		Butter melted, Obs. on . .	243
527	343	— burnt, 232	226
— another way, 527*	344	— with chervil, basil,	
— sauce, 281	241	&c. 236	227
— sippets, fried, 279 . .	241	— clarified, 231	226
Bride, or wedding cake, 587	364	— and fennel, 237	227
Brill, 139	169	— finest, 229	223
Broccoli, 125	163	— for mixing with	
— pickled, 466	320	sauce, mem.	224
Broiling. See 4th chap. of		— oiled, 233	226
Rudiments of Cookery,	87	— and parsley, 234	227
Brose, Scotch, 197	197	— to recover when	
Broths and Soups, Obs. on.		oiled, N.B.	223
See 7th chap. of Rudi-			
ments of Cookery	93	Cabbage, 114	160
— barley, cheap, for the		— red, pickled, 464	320
poor, 212	206	— boiled and fried,	
— beef, 182	189	115	160
— black	38	Cakes, almond sponge, 599	367
— to clarify, 228	223	— Banbury, 595	366
— with cutlets, 408 . . .	293	— bride or wedding, 587	364
— fragments of	55	— cheese, 604	368
— herbs, soups, roots, &c.	95	— ditto almond, 607	369
— mutton, 189	193	— ditto lemon, 605	369
— mutton, 667	390	— ditto orange, 606	369
— mock ditto, 190	193	— common seed, 590	365
— Scotch Barley, 193 . . .	195	— crumpets, 583	363
— for sick, 667	390	— Derby or short, 603 . . .	368
— veal, 186	186	— diet bread, 601	368
Browning, to colour soup		— gingerbread orange,	
and sauce, 283	241	608	369
Brunswick tourte, 510 . .	338	— gingerbread nuts, 609	370

	Page		Page
Cakes, gipsy, 602	368	Catchup, cockle, 378	278
— iceing for bride, 585	363	— muscle, 378	278
— Italian macaroons, 597	367	— mushroom, 375	275
— meat, 423,	302	— ditto double, or dog	
— muffins, 582	362	sup	275
— pan, or fritters, 542	348	— ditto, quintessence	
— plain pound, 588	364	of, 376	277
— ditto, 589	365	— oyster, 377	277
— queen, or heart, 592	365	— pudding, 379	278
— queen's drops, 593	366	— walnut, 374,	275
— Ratafia, 598	367	Caudle, 668	391
— ditto, 600	368	Cauliflower, 124	162
— Sally Lunn, 581	362	— pickled, 466	320
— Savoy, 596	367	Cautions to carvers	45
— Shrewsbury, 594	366	Caw-caw bones, N.B. to 1	111
— twelfth, 586	363	Cayenne pepper, Obs. on	265
— yeast, rich, 591	365	— essence of, 346	266
— Yorkshire, 584	363	— how to make, 345	265
Calf, fatted, preferred to		— wine, 348	266
starved turtle	217	Celery, essence of, 353	268
Calves' feet jelly, 628	375	— sauce, white, 255	233
— head, to boil, 11	117	— sauce, purée, 256	234
— full dressed,	118	— seed, its importance,	
— hashed, 11	117	note	96
— made dish of, 398	288	— soup, 200	198
— ditto, 437	307	Cement for sealing bottles	109
— mock turtle, 223	215	Chantilly basket, 571	359
— ragoût, 438	307	Charity, the greatest	27
— sauce for, 275	239	Cheap soup, 211	205
— ditto, piquante for,		Cheese, apple, 578	361
276	239	— cakes, 604	368
Camp vinegar, 344	265	— ditto almond, 607	369
Caper sauce, 244	229	— ditto lemon, 605	369
— mock, 245	229	— ditto orange, 606	369
Capillaire, 650	384	— crusts for, 561	356
Capon, to boil, 17	122	— damson, or other	
— to roast, 58	137	plum, 577	361
— Obs. on	138	— pounded or potted	
Capsicums, when in season,		560	356
345	265	— and tost, 557	355
Caramel, to boil sugar to 619	372	— and toast buttered,	
Carp stewed, 155	176	559	356
Carrots, 128	163	— toasted, 558	355
— soup, 198	197	Cherries dried, 625	374
— another way, 198*	198	Chervil sauce, 236	227
Carving	45	— when to dry, 389	284
Carving, ancient terms of, note 41		Chicken, see fowl, 17	122
Catholic families, cooking for 203		— and ham patties, 496, 435	
Cat in gely	37	— pie, 480	329

	Page		Page
Chicken, thick sauce for, . . .	38	Colouring, frequent cause of	
Chili vinegar, 337 . . .	266	adulteration, Obs. to 283	241
— wine, 348 . . .	266	— for soup and sauce,	
Chops to fry, 84 . . .	149	283 . . .	241
— beef, mutton, pork, to		Committee of taste . . .	17
broil, 93 . . .	152	Common seed-cake, 590 . .	365
— relish for, 367 . . .	270	Cook-teaser, where not to	
— sauce for, 303 . . .	250	put him . . .	46
— to stew, 416 . . .	297	—s, causes of the scarcity	
Cider-cup, 661* . . .	387	of good . . .	295
Cinnamon, essence of, 360 .	269	— cautions to against sea-	
— tincture of, 361 . . .	269	soning . . .	51
Claret, best wine for sauces,		— deserve good wages . .	24
&c.	99	— friendly advice to . .	48
Clarified butter, 231 . . .	226	— hints to . . .	54
— sugar, 617 . . .	372	— ditto when having a	
— syrup, 648 . . .	383	large dinner party . .	62
Clarify, broth, to, 228 . . .	203	— a manor given to one	
Cloves, essence of, 358 . . .	269	by William the Conqueror	23
— tincture of, 359 . . .	269	— Obs. concerning their	
Coals, what kind produce		health, note . . .	28
greatest heat . . .	80	— purger souvent, de la	
Cockle catchup, 378 . . .	278	nécessité de . . .	28
Cocky-leeky, 195 . . .	196	Cookery, Arbuthnot, Dr.	
Cod, boiled, 145 . . .	171	quoted on . . .	9
— shaved, and sold for		— the analeptic part	
whiting, Obs. to 149 . .	174	of physic . . .	8
— skull stewed, 155 . .	176	— best books on, note	21
— slices of, boiled, 147 .	173	— Descartes' Obs. on	19
— tail filleted, note under		— importance of . .	23
145 . . .	171	— Johnson, Dr. his	
Coffee, to make, 665 . . .	389	Obs. on . . .	22
Cold fish . . .	54	— Mandeville, Dr. . .	9
— sauce for, 304 . . .	250	— opinion of a cook on	
— ditto, 272 . . .	238	books of . . .	35
— ditto, 382 . . .	241	— Stark, Dr., note . .	8
— fowl, an excellent dish		— Sylvester, Obs. on,	
of, 454 . . .	313	note . . .	21
— meat, to broil, with		— theory of, note . .	21
poached eggs, 482 . . .	290	— theory of the proces-	
— ditto to warm, the best		ses of, from the Encyclo-	
way . . .	54	pædia Brit., note . . .	22
— ditto sauce for, 304 .	250	Cooking animals, their pe-	
— veal, an excellent dish		culiartime of feeding, note	18
of, 431 . . .	304	Coquus Magnus . . .	23
College pudding, 535 . . .	346	Corks . . .	109
Collops, Scotch, 435 . . .	306	Cottage potato pudding, 539	347
— minced, 406 . . .	291	Coup d'après . . .	98

	Page		Page
Cow-heel, to dress, 20 . . .	124	Curry soup, 255 . . .	218
Crab to boil, 176 . . .	185	Custard, almond, 575 . . .	360
— to pot, 177 . . .	185	— apples covered with,	
Cranberry tart, 501 . . .	335	572 . . .	360
Crane . . .	37	— baked, 576 . . .	361
Craw-fish, soup, 213 . . .	207	— boiled, 573 . . .	360
— pounded alive, re-		— ditto, 574 . . .	360
commended by Monsieur		— pudding, 534 . . .	345
Clermont, Obs. 213 . . .	207	Cutlets, sauce for, 303 . . .	250
Cray-fish, potted, 174 . . .	184	Cyder cup, 661* . . .	387
Cream, clouted, 568 . . .	358		
— mock, Birch's re-		Dace, 157 . . .	177
ceipt for, 568* . . .	359	Dallaway's Servant's Moni-	
— Italian, 566 . . .	358	tor, quoted . . .	50
— spring, or mock		Damson, or other plum	
gooseberry fool, 567 . . .	358	cheese, 577 . . .	361
Cress sauce, 236 . . .	227	Derby, or short cake,	
— vinegar, 337 . . .	263	603 . . .	368
Crisp parsley, 278 . . .	240	Devil, 457 . . .	314
Croquante of paste, 506 . . .	336	— biscuit, 562 . . .	357
Cross buns, 611 . . .	370	— sauce for, 302 . . .	249
Crumpets, 583 . . .	363	— his venison . . .	36
Crusts for bread and cheese,		Diet bread cake, 601 . . .	368
561 . . .	356	Digestion, how important . . .	20
Cucumber, to preserve, 623 . . .	374	Digester, note ‡ . . .	219
— stewed, 134 . . .	166	Dinner, arrangement of	
— vinegar, 339 . . .	263	guests at . . .	42
Culinary curiosities . . .	36	— Boileau's Obs. on	
Cullis, or thickened gravy,		non-punctuality . . .	44
185 . . .	191	— good one for 5d. per	
Curacao, 649 . . .	383	head, 193 . . .	195
— to make a quart of,		— hints for preparing	
649 . . .	383	a large . . .	61
Curlews . . .	37	— hints for providing . . .	40
Currant jam, black, 639 . . .	379	— ditto to those going	
— jelly, black, 631 . . .	378	out to . . .	46
— black, white, or		— importance of punc-	
red, 629 . . .	376	tuality . . .	39
— red, 632 . . .	378	— invitations to . . .	39
— white, 633 . . .	378	— only act which can-	
— ditto, another way,		not be postponed . . .	39
633* . . .	378	— punishment for not	
Curry balls, 325 . . .	260	being punctual at . . .	44
— to dress, 415 . . .	296	— rules for behaviour	
— ditto, an excellent re-		at, note . . .	32
ceipt, 415* . . .	297	— second courses, Obs.	
— powder, 383 . . .	286	on . . .	40
— sauce, 299 . . .	248	— seven chances a-	

	Page		Page
gainst its being properly dressed, note	24	Egg, various ways of dressing egg and ham patties, 494	334
Dredgings,	84	Elder flowers, when to dry	284
Dripping, to clarify, 82	148	Epicure, author's definition of, note	18
—— Melroe, Mrs., her Obs., note	148	—— temperate man the greatest	19
—— pan	81	Eschalot sauce, 260	235
—— to preserve in summer	149	——, or 261	235
—— Stark, Dr. his Obs. note	148	—— for boiled mutton, 262	235
—— soup, 212	206	—— vinegar, 342	264
Duck, bonne bouche for, 290	246	—— wine, 343	264
—— cold, to warm, 456	314	Essence of Allspice, 355	268
—— giblet soup, 221	213	—— anchovy, 371	272
—— to hash, 449	312	—— Cayenne, 346	266
—— ditto, 450	312	—— celery, 353	268
—— to roast, 61	140	—— clove, 358	269
—— sauce for, 289	245	—— cinnamon, 360	269
—— stuffing for, 320	259	—— eschalot, 343	264
—— wild, to roast, 74	146	—— ginger, 354	268
Dutch salad, Obs. to, 314	255	—— ham, 300	249
Economy, first rule of comfortable, note	60	—— ham, where to buy	249
Edge-bone of beef, see H-bone, 9	116	—— of lemon peel, 349	267
—— ways of spelling	117	—— ditto, 351	353
Education of a cook's tongue	53	—— of mace, 358	269
Eels, fried, 163	180	—— marjoram, 362	270
—— pickled, 159	177	—— mushrooms, 376	277
—— pie, 485	331	—— punch, 653	384
—— soup, 210	204	—— ragoût, 388	282
—— spitchcocked, 164	180	—— savoury spice, 365	270
—— stewed, 162	179	—— soup herbs, 364	270
—— ditto, 155	176	—— do. and savoury spice, 366	270
Egg balls for forcemeat, 323	259	—— of sweet herbs, 363	270
—— boiled in the shell, 549	352	—— of turtle, 294	247
—— ditto for salad, 549	352	Essences, vegetable, 363	270
—— fried with bacon, 551	352	Fare, bill of, for a week	56
—— ditto with minced ham, 553	353	Fat or marrow pudding, 518	341
—— poached, 548	351	Fawn, to roast, 64	141
—— ditto with minced ham, 550	352	—— advice respecting, N.B. to 64	141
—— to preserve for twelve months, N.B. to 549	352	Fennel and butter for mackerel, 237	227
—— ragoût, 552	353	—— when to dry	284
—— sauce, 239	228	Fillet of veal, 34	130
		——, or 393	286

	Page		Page
Fish, observations on. See the 6th Chapter of the Rudiments of Cookery . . .	90	Fowl, to boil, 17 . . .	122
— cold, to re-dress . . .	54	— to broil, 95 . . .	155
— drainer, its use . . .	74	— cold, to dress, 456 . . .	314
— fecundity of, note . . .	91	— Guinea, 71 . . .	145
— forcemeat, 326 . . .	260	— hashed, 454 . . .	313
— how to market for . . .	68	— pea, 71 . . .	145
— maigre, to dress, 156 . . .	176	— pulled, 455 . . .	314
— pies, maigre, 485 . . .	331	— to roast, 58 . . .	137
— to pickle, 159 . . .	177	— stuffing for, 317 . . .	258
— prices of, . . .	68	French beans, 132 . . .	164
— sauce, 368 . . .	271	— pickled, 462 . . .	319
— sauces, . . .	92	— bread and rolls, 580 . . .	362
— sauces, why to be prepared at home . . .	92	— tart of preserved fruit, 503 . . .	336
— soups . . .	24	Fricandeau of veal, 393 . . .	286
— to stew, 155 . . .	176	Fritters, 542 . . .	348
— when best . . .	91	Frogges, fried . . .	37
Flavour, agents employed to soups, &c. note . . .	108	Froth roast meat, to . . .	82
Flip, 658 . . .	385	Fruit, to preserve without sugar, 645 . . .	381
Flounders, boiled, 151 . . .	174	Frying. See 3d Chapter of the Rudiments of Cookery . . .	85
— boiled or fried, 151 . . .	174	Game gravy, 288 . . .	244
— stewed, 155 . . .	176	— hashed, 454 . . .	313
Flour of potatoes, 381 . . .	279	— moor, black cock, grouse, 73 . . .	146
Forcemeat, general observations on, 315 . . .	356	— to render ripe for roasting . . .	57
— balls for turtle, 322 . . .	259	— sauce, piquante for, 304 . . .	250
— balls for mock do., 322 . . .	259	— soup, 220 . . .	212
— balls brain do., 324 . . .	260	— tables of seasons for . . .	67
— balls curry do., 325 . . .	260	Garlic gravy, 274 . . .	239
— balls egg do., 323 . . .	259	— sauce, 242 . . .	229
— balls zest, &c. 327 . . .	260	— vinegar, 341 . . .	264
— for fish, 326 . . .	260	Gherkins, pickled, 461 . . .	319
— for goose, 320 . . .	259	Giblet pie, 482 . . .	329
— for hare, 321 . . .	259	— soup, 221 . . .	213
— to make, 315 . . .	256	Giblet stewed, 453 . . .	313
— materials used for, 316 . . .	257	Gigot de sept heures, N.B. to 1 . . .	111
— orange and lemon to mix with, 328 . . .	260	Gingerbread, orange, 608 . . .	369
— for roast turkey, 319 . . .	258	— nuts, 609 . . .	370
— for veal, 318 . . .	258	Ginger, essence of, 354 . . .	268
Fowl, Apicius's sauce for . . .	38	— preserved, 620 . . .	373
— to boil one half and roast the other at the same time . . .	36	Glasse, Mrs., her Cookery . . .	21
		Glass stoppers of bottles, to loosen, 681 . . .	396
		— measures . . .	64

	Page		Page
Glaze or portable soup, 227	219	Gravy mutton, for venison,	
Goose, best season for . . .	140	298	248
— bonne bouche for, 290	246	— onion, 266	236
— feeding, Obs. to 59 . . .	139	— orange, 289	245
— giblet soup, 221	213	— portable, 227	219
— green, 60	140	— poultry, ragoûts, &c.	
— to hash, 449	312	for, 287	244
— liver of, fattened for		— roasted meat, 284 . . .	243
the Strasburg pies, note		— Scotch, Obs. to 284 . . .	243
to, 59	139	— snipes for, 289	245
— mock, 51	133	— or soup meats, 392 . . .	285
— to persuade one to		— soups, clear, 192	194
roast itself	36	— strong savoury, 184 . . .	191
— relish for, 291	246	— teal, 289	245
— to roast, 59	139	— veal, 187	192
— ditto, alive	36	— vegetable soups, 209 . . .	203
— Dr. Stark's observa-		— venison, for, of wine,	
tions on	139	295	247
— stuffing for, 320	259	— venison, for, of jelly,	
— stuffing sauce, 267	237	297	248
Gooseberry jam, red, 638 . . .	379	— vinegar, of, 296	248
— sauce, 235	227	— widgeons, 289	245
— mock, 254	233	— wild duck, 289	245
Gourds, 120	162	— woodcocks, 289	245
— fried, 121	162	— wow-wow, for salted	
— another way, 122	162	beef, 286	244
— soup, 208	203	Green gages, in syrup, 621 . . .	373
GOURMAND defined, note . . .	18	— mint sauce, 268	237
Gourmandise, to guard		— pease, 133	165
against, note	24	— soup, 201	199
GRAVY: read the 8th chap-		— soup, maigre, 202	199
ter of the Rudiments of		Greens, young, 117	161
Cookery	104	Gridiron	91
— beef, sauce, 287	244	— bars of	91
— for boiled meat, 285	243	Grill sauce, 301	249
— brown colouring for, 283 . . .	241	Grouse, 73	145
— chops and steaks for,		Gruel, water, Dr. Kitchiner's,	
303	250	668	391
— chops and steaks, re-		— various ways	391
lish for, 367	270	Gudgeon, fried, 173	184
— to clarify, 228	223	— or 157	177
— cold meat or poultry		Guinea fowl, 71	145
for, 304	250	Gipsy-cake, 602	368
— cullis or thickened, 185 . . .	191		
— game, 288	244	H-Bone of Beef, 9	116
— garlic, 242	229	Haddock, boiled, 153	175
— garlic, Spaniards', 274 . . .	239	— and other fish, baked . . .	77
— grills and broils for, 301 . . .	249	— Findhorn, 154	175
— hashes of mutton, 305 . . .	25	— Scotch way of dressing . . .	183

	Page		Page
Haggis, a good Scotch, 405	291	Hats, to preserve, 688	398
Ham, to boil, 15	121	— ditto, from salt water,	
— baked	77	689	398
— essence of, 300	249	Haunch (see H) bone of	
— ditto, where to buy	249	beef, 9	116
— potted, 428	304	Head, calf's, made dish of,	
— slices of, broiled, 443	309	398	288
— soup of the liquor in		Herbs, sweet, when and how	
which one has been boiled,		to dry, 389	282
Obs. to 15	121	Herrings, broiled, 171	183
Hanger, Col., quoted, his		— pickled, 159	177
hints for guarding against		— ditto, 168	182
"la gourmandise," note	119	— red, 172	183
Hare, cold roast, its use	143	Hill, Dr. author of Mrs.	
— hashed, 446	310	Glasse's Cookery, . . .	21
— jugged, 447	311	Horse, powdered, . . .	37
— ditto, 448	311	— radish powder, 386	282
— larded, 397	288	— ditto vinegar, 340	263
— mock, 67	143	Hotch potch, Scotch, 194	196
— mutton gravy for, 298	248	Housekeeping book . . .	29
— pie, 483	330	— plan of . . .	30
— roast, 66	142	Hudson, the dwarf, served	
— serious considerations		up in a pie . . .	37
respecting, 66	142	Hunter's pie, 404	291
— soup, 219	212	Icing for fruit tarts, &c. 498	335
— stewed, 397	288	— twelfth cake, 585	363
— stuffing for, 321	257	Independence, basis of . .	30
— sweet sauce for, 297	248	— the road to . . .	63
— wine sauce for, 295	247	Indian, or mixed pickle, 467	321
Haricot of beef, 413	295	Indigestion . . .	41
— of mutton, lamb,		— lozenges for, note . .	41
veal, &c. 407	292	— remedy for . . .	41
Hashes, beef, 401	290	Invitations, to answer . .	43
— calf's head or ragoût,		— how to send . . .	43
438	307	Irish stew, Mr. Morrison's,	
— ditto, cold, 437	307	404	291
— ditto, ditto, 11	117	— Mrs. Phillips's, 403	290
— duck, 450	312	Italian cream, 566	358
— game, 454	313	— macaroons, 597	367
— goose, 449	312	— salad, Obs. to 314	255
— hare, 446	310	Jack, to dress, 155	176
— mutton, 399	289	Jacks, Obs. on, note . .	79
— poultry, 454	313	Jam, apricot or plum, 640	379
— rabbit, 454	313	— currant, black, 639	379
— sauce for, 305	250	— gooseberry, red, 638	379
— ditto, 306	251	— raspberry, 635	378
— veal, 429	304	— do., another way, 636	379
— venison, 445	310		
— to warm up, 400	289		

	Page		Page
Jam, strawberry, 637 . . .	379	Lamb, loin, 46	132
Jelly, calf's-feet, 628 . . .	375	— neck, 47	132
— currant, black, 631 . . .	378	— ribs of, 45	132
— black, white, red, 629	376	— sham, to roast, Obs. to 41	131
— red, 632	378	— shoulder, 44	132
— white, 633	378	— shoulder, goosified, note to, 51	133
— white, 633*	378	— shoulder, grilled, 409 . . .	293
— orange, 630	377	— stew, 196	197
— ox-heel, 627	375	Larders, proper, note . . .	57
— punch, 630*	370	Larks to roast, 79	147
— quince, 634	378	— when in season	147
Jerusalem artichokes, 113 . .	160	Lemonade in a minute, 651 . .	384
Jockey, how to waste, N.B. to 178	187	Lemon chips, 644	381
Johnson, Dr., quoted . . .	21	— juice, artificial, 350 . . .	267
Kay, Mr., of Albion-House, his turtle, note, 226 . . .	219	— liver sauce and, 252 . . .	233
Kelly's sauce for calf's-head, 275	239	— sauce, 243	229
— do. piquante, 276	239	— syrup of, 330	261
Kid to roast, 65	142	— or, 331	261
Kidneys to broil, 94	154	— peel, essence of, 349 . . .	267
Kitchen-maid, business of, — chimney, to be swept often	27 55	— peel, to mix with stuffing, 328	260
— fire-place, best ornaments for	62	— quintessence of, 351 . . .	267
— utensils	93	— syrup of, 333	261
Kitchiner, Dr., his receipt for a gallon of barley broth, 212	206	— tincture of, 352	268
— quoted, note	34	Liquamen of the Romans, . .	38
Knives to clean, 690	399	Liqueurs, 647	382
Lacedæmon, black broth of . .	38	— where to buy the best	383
Lamb, Obs. on, 40	131	— Arrack, mock, 657 . . .	385
— boiled, 3	112	— beer, to bottle, 663 . . .	387
— breast of, 48	132	— cup, or cool tankard, 661	386
— broil, 409	293	— capillaire, 650	384
— chops, fried, 91	152	— cider-cup, 661*	387
— fore quarter, 42	132	— curaçoa, 649	383
— fry, 410	293	— ditto, to make a quart, 649	383
— goosify, to, note, 51 . . .	133	— flip, 658	385
— grass, when in season . . .	131	— lemonade in a minute, 651	384
— hind quarter, 41	132	— orgeat, 654	384
— house	131	— punch, directly, 652 . . .	384
— leg, 43	132	— Raspberry wine, 655	385
		— sack posset, 660	386
		— sherbet, spring fruit, 653	384

	Page		Page
Liqueurs, syrup, clarified,		Maigre Cookery (see Pre-	
648	383	face, 7th edition) . . .	13
— tewahdiddle, 659 . . .	386	— fish pies, 486 . . .	381
— whey, 662	387	— forcemeat, 326 . . .	260
Lister, Mrs. leg of beef soup		— plum-pudding, 517 . .	341
(see shin of beef soup),		— soup, 209	203
188	192	Manners, barbarous, of the	
Liver for fish, 253 . . .	233	sixteenth century . . .	32
— goose, see note under		— effect of bad . . .	45
59	139	— effect of good . . .	45
— and lemon, 252 . . .	233	— importance of good . .	45
— and parsley sauce 251	232	Marjoram, essence of, 362	270
Lobster, boiled, 175 . . .	185	— when to dry	283
— patties, 493	334	Marketing tables for fish .	68
— potted, 177	185	— for meat	65
— roast, 81	148	— poultry	67
— salad, N.B. to 314 . . .	255	— vegetables	69
— sauce, 249	231	— best rule for	61
— sauce for, 250	232	Marmalade mince, 643 . .	381
— soup, 214	208	— orange, 641	380
— spawn, to preserve,		— another way, 641* 380	
N.B. to 249	231	— another way, 642 380	
Mace, essence of, 358 . . .	269	Marrow bones, 458	315
Macaroni, 555	354	— pudding, 518	341
— English way of		— vegetable, 120	162
dressing, 556	355	— vegetable, another	
— pudding, 554	354	way, 122	162
— soup, see Obs. 192 194		Measures, glass ones . . .	34
Macaroons, Italian, 597 . .	367	Meat, boiled, gravy for, 285	243
Mackerel, baked, 167 . . .	182	— cakes, 423	302
— boiled, 165	181	— cold, sauce for, 382 . .	279
— broiled, 166	182	— frozen	57
— pickled, 159	177	— how long it must hang	
— pickle, 168	182	to become tender	57
— roe sauce, 238	228	— killing it by electricity	
— sauce for, 254	233	makes it tender immedi-	
Made dishes, Obs. on. See		ately	58
9th Chap. of the Rudi-		— mince, 509	337
ments of Cookery . . .	110	— to pickle, 7	115
— 391	285	— roast gravy for, 284 . .	243
— curry balls for,		— to salt, 6	114
325	260	— soup from any boiled . .	74
— forcemeat balls		— skreen	81
for, 322	259	Melroe, Mrs. her Economi-	
— economical, 391 . . .	285	cal Cookery quoted, note,	
Magazine of Taste, 390 . .	284	82	148
— ingredients		Melted butter, 229	223
for	284	Mille feuilles, 507	337
		Minced collops, 406	291

	Page		Page
Mince meat, 509	337	Mutton, haunch of, 31	129
— pies, 508	337	— leg to boil, 1	111
Mint, green vinegar, 338	263	— do. to roast, 25	127
— sauce, 268	237	— loin of, 28	128
— when to dry	284	— mullagatawny soup, 225	218
Mock turtle soup, 223	215	— neck, to boil, 2	112
— — — mock, 222	214	— ditto, to roast, 29	128
Moor game, 73	145	— ditto of, 396	287
Morels, Obs. on	99	— saddle, 26	127
Moths, to prevent, 687	398	— shoulder of, 27	128
Muffins, 582	362	— tea, 666	336
Mucilage, potato, 380	278	— or veal pie, 478	328
Mulled wine, aromatic essence for, 355	268	— venison fashion, 32	129
Mullagatawny soup, 225	218	My pudding, 516	340
Mushroom catchup, 375	275	Nasturtium pickle, 462	319
Mushroom, essence of, 376	277	Newcastle pudding, 532	345
— sauce, 270	237	Newmarket ditto, 531	345
— sauce, brown, 271	238	Nottingham ditto, 524	343
— sauce extempore, 272	238	Nutmeg grater, the best	64
Muscle catchup, 378	278	— tincture of, 357	269
Mustard, different ways of flavouring, Obs. to 311	253	Oatmeal, substitute for bread-crumbs, note	86
— to keep, 369	271	Olives, veal, 436	306
— to make, 677	395	Omelettes, 543	348
— to make, 311	253	— common, 544	350
— to make in a minute, 310	253	— or 545	350
— seed oil	321	— or 546	350
— where to buy, N.B. to 310	253	— or 547	351
Mutton, 24	127	Onion, Obs. on, note	96
— breast, to roast, 30	129	— pickled, 465,	320
— do. to grill, 38	130	— sliced and fried	96
— boiled, 1	111	— stewed, 136	166
— ditto, sauce for, 262	235	— brown sauce, 266	236
— broiled, 402	298	— sauce, 264	235
— broth, 189	193	— white sauce, 265	235
— ditto, mock, 190	193	— young, sauce, 263	236
— ditto, for the sick, 667	390	— sage and, 267	237
— brown properly, note	128	Orange-flowers, when to dry	284
— to carve	128	— gingerbread, 608	369
— chine, 26	127	— jelly, 630	377
— chops, to broil, 93	152	— gravy sauce, 289	245
— ditto fried, 91	152	— marmalade, 641	380
— ditto stewed, 408	293	— ditto, 641*	380
— haricot, 407	292	— ditto, 642	380
— hash, 399	289	— ditto mince, 643	381
— hashes, sauce for, 305	250		

	Page		Page
Orange peel, to mix with		Paste, anchovy, 372 . . .	274
stuffing, 328	260	— boiled pudding, 511 . .	338
— peel, syrup of, 333 . .	261	— crisp or sweet tart, 471	326
— syrup, 332	261	— for croquants, or cut	
Orgeat, 654	384	pastry, 474	327
Osborne, H., cook to Sir J.		— croquante of, 506 . . .	336
Banks	11	— for meat or savoury	
Ox-cheek stewed, 426 . . .	303	pies, 470	326
Oxoleon, receipt for, 137 .	167	— puff, 469	326
Ox-head soup, 216	209	— pyramid of, 507 . . .	337
— heel jelly, 627	375	— for stringing tartlets,	
— soup, 218	211	473	327
— tail soup, 217	210	— tart for family pies,	
— stewed, 427	303	470*	326
Oyster catchup, 377 . . .	277	Pasties, savoury, 475 . . .	327
Oysters, 178	186	Pasty, venison, 476 . . .	328
— to feed and preserve		Patties, chicken and ham,	
their lives,	187	496	335
— fried, 181	189	— egg and ham, 494 . . .	334
— native, note, 178 . . .	186	— lobster, 493	334
— not so nutritive as		— oyster, 492	333
supposed, N.B. to 178 .	187	— veal and ham, 495 . . .	334
— patties, 492	333	Pears, baked, 624	374
— preserved in powder,		Pease, green, to boil, 133 .	165
247	230	— pudding, 530	344
— sauce, 246	230	— for half the usual	
— scalloped, 179	188	expense, note to 530 . .	344
— stewed, 180	189	— green, soup, 201 . . .	199
— to tickle to death,		— soup, without	
178	187	meat, 202	199
Pancakes, 542	348	— split, soup, 203 . . .	199
Paperhangings, to clean, 683	396	— soup in five minutes,	
Papin, Dr. his digester, note	219	Obs. to 9	117
Paregoric elixir, 675 . . .	394	— plain, 205	202
Parmentier, quoted, Preface	10	— and pickled pork,	
Parsneps, 127	163	204	201
— and turnip soup, 199 . .	193	— curry, note	201
Parsley and butter, 234 . .	227	— celery, note†	200
— crisp, 278	240	— powder, 385	281
— fried, 277	240	— to keep for 12 months,	
— and liver, 251	232	note	165
— to preserve, N.B. to		Pepper, Obs. on	98
234	227	— cayenne, 345	265
— when to dry	284	— double-headed boxes . .	64
Partridge, 72	145	Peptic precepts, quoted . .	41
— to preserve fresh,		Perch, boiled, 158	177
*** to 72	145	— fried, 157	177
— soup, 219	212	— stewed, 155	176
		Persuaders, peristaltic . .	41

	Page		Page
Persuaders peristaltic, when		Plate to clean common way,	
to be introduced	41	680	396
Pheasant, 69	143	Plum buns, 613	371
—— claws of, for sports-		—— pound cake, 589	365
men	144	Plum-pudding, 515	340
—— criterion of its being		—— or 515*	340
“assez mortifiée,” Obs. to		—— maigre, 517	341
69	144	—— sauce, 240	228
—— mock, 70	145	Poached eggs, 548	351
—— note on	144	Poivrade sauce, 309	253
Pickles, Obs. on, 459	316	Politeness, ancient rules for,	
—— wholesome substi-		note	32
tute for	316	Poor man's sauce, 273	238
—— best way of preserv-		—— soup for, 211	205
ing	316	—— or 212	206
—— where to be kept	316	Pork chine, 55	134
—— beet-root, 463	320	—— chops, to broil, 93	152
—— broccoli, 466	320	—— chops, to fry, 92	152
—— cabbage, red, 464	320	—— griskin, 52	134
—— cauliflower, 466	320	—— how to score after	
—— French beans, 462	319	boiled, 12	119
—— gherkins, 461	319	—— leg of, lambified, note,	
—— Indian, 467	321	51	133
—— nasturtiums, 462	319	—— leg, to boil, 12	119
—— onions, 465	320	—— leg of, goosified, 51	133
—— pounded	316	—— leg, to roast, 50	133
—— walnuts, 460	319	—— loin, 54	134
Pie, Jeffrey Hudson in a	37	—— mock goose, 51	133
—— hunters, 404	291	—— pickled, to boil, 12	119
Pig petit-toes, 13	120	—— Robert sauce for roast,	
—— sucking, 56	135	292	246
—— to send to table, &c.	135	—— roast without the skin,	
—— sage, his words respect-		51	133
ing, note	135	—— roast, bonne bouche for,	
Pigeon, broil 96	155	290	246
—— or lark pie, 484	330	—— roast, bonne bouche, or	
—— roast, 78	147	291	246
—— when in perfection,		—— salt, 6	114
Obs. to 78	147	—— sausages, 86	149
Piquante sauce for calf's		—— season and accompani-	
head, 276	239	ments for, 49	132
—— sauce for cold meat,		—— spare-rib, 53	134
game, fish, &c., 304	250	Porpus	37
—— vinegar, 382	279	Portable soup, 227	219
Plaice, fried, 151	174	Pot-top, best fat for frying,	
Plain buns, 610	370	Obs. to 83	149
—— pound cake, 588	364	—— liquor	54
Plate, to clean, 679	395	—— ditto to convert into	

	Page		Page
pease soup in five minutes,		Powder, curry, 383 . . .	280
N.B. to 530	344	— horseradish, 386 . . .	282
Potato, balls, 108	159	— oyster, 247	230
— boiled and broiled,		— pease, 385	281
99	157	— savoury ragoût, 384	280
— colcannon, 105	158	— soup herb and sa-	
— cold, to re-dress, 98	157	voury, 388	282
Potato cottage pudding,		— soup herb, 387 . . .	282
539	347	Prawns, to pot, 174 . . .	184
— escalloped, 104	158	Preserves, apples dried, 626	375
— flour of, 381	219	— apples in syrup for	
— fried in slices, 100 . . .	157	present use, 622	374
— fried whole, 101	157	— cherries, dried, 625	374
— gipsy pie, 111	159	— cucumber, 623	374
— mashed, 102	158	— fruit without sugar,	
— mashed with onion,		645	381
103	158	— ginger, 620	373
— mucilage, 380	278	— green gages in syrup,	
— new, 112	159	621	373
— pie, 111	159	— pears baked, 624 . . .	374
— puffs, 540	347	Provisions, when best and	
— roasted, 106	158	cheapest	67
— roasted under meat,		Pudding, apple, 519 . . .	341
107	159	— apple dumpling, 521	342
— savoury, 109	159	— batter, 528	344
— 16 ways of dressing,		— beef-steak, 512	338
97	156	— Boston apple, 520 . . .	342
— Sinclair, Sir John		— bread, 525	343
quoted on, note	156	— bread, plain, 526 . . .	343
— snow balls, 110	159	— bread and butter 527	343
Potted beef, veal, game, &c.		— bread and butter,	
419	300	another way, 527* . . .	344
— cray-fish, 174	184	— college, 535	346
— ham, 428	304	— custard, 534	345
— prawns, 174	184	— catchup, 379	278
— shrimps, 174	184	— ingredients for, . . .	322
— veal, game, &c. in		— macaroni, 554	354
season, same time as mock		— marrow, 518	341
turtle, note, 223	215	— meditations on	322
Poultry, art of fattening,		— my, 516	340
Obs. to 58	138	— Newcastle, 532	345
— curry balls for, 325	260	— Newmarket, 531	345
— marketing tables for	67	— Nottingham, 524 . . .	343
— ragoût of, 451	312	— Obs. on, 468	322
— ditto, 452	313	— orange syrup for,	
— to render ripe for		332	261
roasting	58	— paste for, 511	338
— potted, 419	300	— pease, 50	344
Powder, anchovy, 373 . . .	275	— plum, 515	339

	Page		Page
Pudding, plum, another way,		Ragoût of poultry, 451 . . .	312
515	340	—— quintessence of pow-	
—— plum, maigre, 517 . . .	341	der, 388	282
—— plum, sauce for, 240 . . .	228	—— raised pies	382
—— potato cottage, 539 . . .	347	—— sauce, 287	244
—— ditto puffs, 540	347	—— savoury powder, 384 . . .	280
—— rice pudding baked,		Raspberry jam, 635	378
536	346	—— jam, another way,	
—— rice, ground, 537	347	636	379
—— rice snow balls, 538 . . .	347	—— vinegar, 655	385
—— rhubarb, 522	342	—— ditto, 329	260
—— ditto, another way,		—— wine, 655	385
523	343	Ratafia cakes, 598	367
—— save all, 541	347	—— or 600	368
—— suet 513	339	Red cabbage pickled, 464 . . .	320
—— suet, Wiggy's way,		Rice blancmange, 564	357
514	339	—— pudding, 536	346
—— vermicelli, 533	345	—— ground, pudding, 537 . . .	347
—— Yorkshire, 529	344	—— sauce, 282	241
—— and pies, Obs. on		—— snow balls, 538	347
468	322	Rich yeast cake, 590	365
Puff paste, 469	326	Ripe fruit tarts, 497	335
Pulled turkey, chicken, &c.		Roach, 157	177
455	314	Roast meat, gravy for, 284 . . .	243
Punch directly, 652	384	Roasting, see Introduction,	
—— essence of, 653	384	N.B.	125
—— jelly, 630*	377	—— see 2d chap. of Rud.	
Purger souvent les cuisiniers		of Cookery	78
(de la nécessité), note . . .	28	Robert sauce for pork, 292 . . .	246
Queen's drops, 593	366	Roe-boat sauce, Obs. on 292 . . .	246
—— or heart cake, 592	365	Romans ate five meals per	
Quince, jelly, 634	378	day	37
Quin's Obs. on Ann Chovy's		—— favourite dishes of	
marriage, note, 371	273	the	38
—— sauce 368	271	—— liquamen and garum . . .	38
Rabbit, boiled, 18	123	Rouge, note, 371	225
—— broiled, 95	155	Roux, Obs. on 230	181
—— pie, 481	329	Rump-steaks, accompani-	
—— roast, 68	143	ment to, note, 417	298
—— soup, 219	212	—— broiled, 93	153
—— Welsh, 557	355	—— ditto with onion	
Ragoût beef, see Obs. 411 . . .	293	gravy, 417	298
—— breast of veal, 433	305	—— pie, 447	328
—— French pies, 490	333	—— stewed, 416	297
—— ham pie, 488	332	—— ditto with onion	
—— lamb pie, 489	332	gravy, 417	298
—— pork pie, 487	332	—— to warm up,	
		note, 93	153

	Page		Page
Sack posset, 660	386	Sauce box, 390	284
Sage and onion, 267	237	— bread, 281	241
— when to dry	284	— bread crumbs, fried,	
Salad, boiled, 314	255	280	240
— Cromwell, Joan, her		— sippets, fried, 279	240
grand, Obs. on 314	255	— browning, 283	241
— Dutch, French, &c.		— burnet and butter,	
Obs. on 314	255	236	227
— Evelyn's directions		— butter, melted, 229	223
about, 137	166	— burnt, 232	226
— mixture, 313	255	— clarified, 231	226
— sauces, Obs. on 314	255	— oiled, 233	226
— sauce for cold meat,		— butter, oiled, to re-	
382	279	cover, N.B.	225
— vinegar for, 334	262	— calf's-head, Kelly's,	
Sally Lunn tea-cakes, 581	362	275	239
Salmon, boiled, 160	178	— calf's-head, piquante,	
— fresh, broiled, 161	179	270	237
— pickled, 159	179	— camp vinegar, 344	265
— ditto, N.B. to 160	179	— cinnamon, tincture of,	
— note to	219	361	269
Salt, to prepare for table, 676	395	— caper, 244	229
— or 312	254	— caper, mock, 245	229
— fish boiled, 146	172	— catchup, mushroom,	
Salting meat, 6	114	375	275
— to make it red	115	— cockle, 378	278
— to make it savoury	115	— oyster, 377	277
— to pickle meat	115	— pudding, 379	278
Sandwiches, 421	301	— walnut, 374	275
— materials for		— cayenne pepper, 345	265
making, 422	302	— celery, white, 255	233
Sauce. Read 8th chap. of		— purée, 256	234
Rud. of Cookery	90	— brown, 266	236
— allspice, tincture of, 356	268	— chervil and butter, 236	227
— anchovy, 241	228	— Chili vinegar, 347	266
— ditto paste, 372	274	— chops and steaks, 303	250
— ditto powder, 373	275	— chops, relish for, 367	270
— ditto, quintessence of,		— clove, tincture of, 359	269
371	272	— cold meat or poultry,	
— apple, 269	237	382	279
— balls for turtle, 324	260	— crisp parsley, 278	240
— basil vinegar, 336	262	— cress and butter, 236	227
— basil and butter, 236	227	— cucumber vinegar, 339	263
— bechamel, 307	352	— curry, 299	248
— beef gravy for poultry,		— powder, 383	280
287	244	— egg, 239	228
— bonne bouche for		— balls, 323	259
goose, 290	246	— eschalot for boiled	
— bottled oysters, 247	230	mutton, 262	235

	Page		Page
Sauce, eschalots, 260 . . .	235	Sauce lemon peel tincture,	
— or 261 . . .	235	352	268
— eschalot vinegar, 342	264	— lemon, syrup of, 330 .	261
— essence of allspice, 355	268	— or, 331	261
— anchovy, 371 . . .	272	— lemonade in a minute,	
— cayenne, 346 . . .	266	651	384
— celery, 353 . . .	268	— liver, for fish, 253 . .	233
— cloves, 358 . . .	269	— liver and parsley, 251	232
— cinnamon, 360 . . .	269	— lobster, 249	231
— eschalot, 343 . . .	264	— for lobster, 250 . . .	232
— garlic, 242 . . .	229	— mackerel roe, 238 . . .	228
— ginger, 354 . . .	268	— meat, roasted, for, 284	243
— ham, 300	249	— meat, boiled, for, 285	243
— lemon, 243	229	— mint, green, 268 . . .	237
— lemon-peel, 349 . . .	267	— mushroom, 270 . . .	237
— ditto, 351	267	— mushroom, brown, 271	238
— mace, 358	269	— mushroom, in five mi-	
— marjoram, 362 . . .	270	nutes, 272	238
— of mushrooms, 376	277	— mustard, to keep, 369	271
— oysters, 247	230	— mustard, to make, 311	253
— punch, 653	384	— ditto, in five minutes,	
— soup herbs, 364 . . .	270	310	253
— soup herbs and sa-		— nutmeg, tincture of, 257	269
voury spice, 366	270	— onion, 264	235
— turtle, 294	247	— onion, brown, 266 . . .	236
— vegetable, 363 . . .	270	— onion and sage, 267 . .	237
— fennel and butter, 237	227	— onion, white, 265 . . .	236
— fish, 368	271	— onion, young, 263 . . .	235
— forcemeats, 315 . . .	256	— orange gravy, 289 . . .	245
— forcemeat, to make,		— orange syrup, for pud-	
316	257	dings, 332	261
— garlic, 242	229	— ox-heel jelly syrup, 332	261
— garlic gravy, Spaniard's,		— oyster, 246	230
274	239	— bottled, 247	230
— garlic vinegar, 341 . .	264	— parsley and butter, 234	227
— gooseberry, 235 . . .	227	— parsley, crisp, 278 . . .	240
— gooseberry mock, 254	233	— parsley, fried, 277 . . .	240
— gravy for poultry, 287	244	— pease powder, 385 . . .	281
— game, 288	245	— pickles, 459	316
— green mint, 268 . . .	237	— piquante, 276	239
— grill, 301	249	— piquante vinegar, 382	279
— hash of mutton, 305 . .	250	— piquante for cold meat,	
— hash of veal, 306 . . .	251	game, &c. 304	250
— horseradish powder, 386	282	— poor man's, 273	238
— lemon, 243	229	— poivrade, 309	253
— lemon juice, artificial,		— pork, 291	246
350	267	— potato mucilage, 380	278
— lemon and liver, 252 .	233	— pudding, plum, 240 . .	228

	Page		Page
Sauce ragoût, 287	244	Scotch beef, note	125
— ragoût powder, 384	280	— brose, 197	197
— relish, for chops, 367	270	— cocky-leeky, 195	196
— relish, for pork, 291	246	— collops, 435	306
— rice, 282	241	— collops, minced, 406	291
— Robert, 292	246	— gravy, Obs. on 284	243
— salad, 382	279	— haggis, 405	291
— salad, boiled, 314	255	— lamb's stew, 196	197
— salad mixture, 313	255	— winterhotchpotch, 194	196
— sharp, for venison, 296	248	— woodcock, 458*	315
— shrimp, 248	231	Seed buns, 612	371
— sorel, 257	234	— cake, common, 590	365
— soup herb and savoury		Servants, Dallaway's Moni-	
spice spirit, 366	270	tor for	50
— soup herb spirit, 364	270	— maid, expenses of	26
— spice, savoury spirit of,		— maxims for	48
365	270	— Rev. W. Watkins's	
— for steaks, 303	250	excellent Institution for	
— superlative, 370	271	the Encouragement of,	
— sweet, for venison, 297	248	note	27
— tarragon, 236	227	Sherbet spring fruit, 656	385
— à la Tartare, 302	249	Shrewsbury cake, 594	366
— tomata, 258	234	Shrimps, potted, 174	184
— tomata mock, 259	235	— sauce, 284	231
— turtle, 295	247	Shrub, 653	384
— white, 307	352	Sinks, to prevent disagree-	
— or 308	352	able smells, 686	397
— wine, for venison, 295	247	Sir-loin of beef, 394	286
— wow-wow, 286	244	— fat end of, 395	287
— Zest	224	Skate, 144	171
Saucepans, what sort to be		— fried, 150	174
used	74	Small puffs of preserved fruit,	
Sausages, to fry, 86	149	504	336
— home made, 87	150	Smelts, to fry, 173	184
Save-all pudding, 541	347	Smith, his lozenges, note	41
Savoury salt beef, 414	295	Snipes, 77	146
— pies, pasties, 475	327	Soda water, Obs. on, note	40
— winter, when to dry	283	Soles, boiled, 140	169
— summer, ditto	283	— dressed maigre, 156	176
— spice, spirit of, 365	270	— filleted, 143	171
— and soup herb spirit		— fried, 141	169
366	270	— read remarks on oil for	
Savoy biscuits, 614	371	frying	170
— or sponge cake, 596	367	— stewed, 142	171
Savoys, 116	160	— or 155	176
Scotch soups, 194	196	— stewed Wiggy's way,	
Seals	37	162	179
Sea kale, 123	162	Sorrel sauce, 257	234
Scotch barley broth, 193	195	Soups, asparagus, 206	202

	Page		Page
Soup and bouilli, 215 . . .	208	Sprats, to pickle, 159 . . .	177
— carrot 198	197	— or 168	182
— do. another way, 198*	198	— to stew, 170	183
— celery, 200	198	Spring fruit, or rhubarb	
— cheap, 211	205	pudding, 522	342
— cocky-leeky, 195	196	— ditto, another	
— craw-fish, 213	207	way, 523	343
— curry, 225	218	— soup, 207	203
— duck giblet, 221	213	Sprouts, 117	161
— eel, 210	204	Stairs, wooden, to have the	
— game, 220	212	appearance of stone, 685	397
— glaze, 227	219	Starch of potatoes, 380 . .	278
— goose giblet, 221	213	Steaks, 93	152
— gourd, 203	203	— broiled, with onion	
— hare, 219	212	gravy, 417	298
— hotch potch, 194	196	— to fry, 84	149
— lamb stove, 196	197	— and onions, fried, 85	149
— lobster, 214	208	— rump, to warm, note,	
— maigre, 209	203	93	152
— mullagatawny, 225 . . .	218	— rump, stewed, 416	297
— ox-head, 216	209	— sauce for, 303	250
— heel, 218	211	Stew, Irish, Mrs. Philips's,	
— tail, 217	210	403	290
— parsnep, 199	198	— or Hunter's pie,	
— partridge, 219	212	404	291
— pea, green, 201	199	Soup-herb spirit, 364 . . .	270
— ditto ditto, plain, 202	199	— and savoury spice,	
— ditto, split, 203	199	366	270
— plain, 205	202	Soup-herb powder, 387 . .	282
— and pickled pork,		— and savoury	
204	201	powder, 388	282
— portable, 227	219	— meats, 392	285
— rabbit, 219	212	Stock, first, note, 182 . .	189
— spring fruit, 207	203	— second, note, 183 . . .	190
— turtle, 226	219	Stomach, Dr. Cheyne's Obs.	
— mock, 223	215	on, note	20
— mock, 222	214	— machinery of life . . .	20
— English turtle, 224 . . .	218	— an Englishman's	
Spaniard's garlic gravy, 274	239	cooking kettle	1
Spare-rib of bacon, to roast, 53	134	— Dr. Hunter's Obs.	
Spectacles for gourmands,		on, note	1
note	24	Stomachic tincture, 674 . .	394
Spices, Obs. on, 370 . . .	271	Strawberry jam, 637 . . .	379
Spinage, 118	161	Stuffing, 315	356
Sponge biscuits, 615 . . .	371	— duck, 320	259
— cakes, 596	367	— fowl, 317	258
— cakes, almond, 599	367	— or 319	258
Sprats, to broil, 169 . . .	182	— goose, 320	259
— to fry, 173	184	— hare, 321	259

	Page		Page
Stuffing, to mix orange and lemon-peel with, 328 . . .	260	Tea cake, 581	362
— turkey, roast, 317 . . .	258	— Obs. on, 664	387
— turkey, 319	258	— various ways of making, 664	387
— veal, 317	258	Tender, to make meat . . .	57
Sturgeon, fresh, 148	173	Tewahdiddle, 659	386
Suet, clarified, for frying, 83	149	Thickening, or roux, 230 . .	225
— pudding, 513	339	— ditto	101
— pudding, Wiggy's way, 514	339	Thyme, lemon, to dry . . .	283
Sugar, barley, 646	382	— orange, to dry	284
— barley, drops, 646* . . .	382	— when to dry	283
— boiled to candy height, 618	372	Tincture, allspice, 356 . . .	268
— boiled to caramel, 619	372	— cinnamon, 361	269
— to clarify, 617	372	— cloves, 359	269
Superlative sauce, 370 . . .	271	— lemon-peel, 352	268
Swan	37	— nutmeg, 357	269
Sweetbread, to fry, full dressed, 88	150	— stomachic, 674	394
— plain, 89	151	Toast and cheese, 557 . . .	355
— herbs, to dry, 389 . . .	282	— buttered, and cheese, 559	356
— or short and crisp tart paste, 471	326	Toasted cheese, 558	355
Syllabub, whip, 570	359	Toast and water, 671 . . .	398
Syrup, clarified, 648	383	— or 672	393
— of lemon-peel, 333	261	Tomata sauce, 258	234
— of lemon, 330	261	— mock ditto, 259	235
— or 331	261	Tongue, boiled, 16	122
— of orange, 332	261	— what the roots are good for, Obs. on 16 . . .	122
— of orange-peel, 333 . . .	261	— potted, 428	304
Tamis, note, 185	192	Toothache, cure for, 673 . .	393
Tankard, cool, 661	386	Trifle, 569	359
Tarragon sauce, 236	227	Tripe	124
— vinegar, 335	262	— its rank among solids, Obs. on	124
— when to dry	284	Trivet, or fish-drainer, its use	74
Tart paste, 470*	326	Trout, to stew, 155	176
Tartlets, see Pies	322	Truffles, Obs. on	99
Tartare, sauce à la, 302 . . .	249	Trusler's Domestic Manage- ment	51
Taste, Committee of, Preface	9	Turbot, boiled, 138	167
— diversities of, note . . .	53	— cold, N.B. to 133	168
— Magazine of, 390	284	— finest, note	168
— six simple, note	53	Turkey, boiled, 17	122
— varieties of	51	— dressed, to re-dress, 456	314
Teal, to roast, 75	146	— to fatten and whiten . . .	137
— gravy for, 289	245	— grilled, 457	314
Tea, beef, 666	388	— poult, to roast, 57 . . .	136

	Page		Page
Turkey, pulled, 455 . . .	314	Veal, forcemeat, 318 . . .	258
— sauce for boiled, 256 . . .	234	— fricandeau of, 393 . . .	286
— stuffing for roast, 317 . . .	258	— Gay's receipt for, 442 . . .	309
— stuffing for, 319 . . .	258	— gravy, 187 . . .	192
— which preferable . . .	137	— hashed, 430 . . .	304
Turnips, 129 . . .	164	— and ham patties, 495 . . .	334
— to mash, 130 . . .	164	— and ham pie, 479 . . .	329
— soup, 199 . . .	198	— knuckle of, to ragoût, 440 . . .	308
— tops, 131 . . .	164	— knuckle, soup, 188 . . .	192
Turtle, to dress, 226 . . .	219	— loin, 35 . . .	130
— at Albion House, Aldersgate Street, note, 226 . . .	219	— minced, 430 . . .	304
— Birch's mock, note, 223 . . .	215	— neck, best end, 37 . . .	130
— curry balls for mock, 325 . . .	260	— olives, 436 . . .	306
— English, 224 . . .	218	— pie, 478 . . .	328
— essence of, 294 . . .	247	— potted, 419 . . .	300
— feast, usual allowance at, note . . .	219	— with rice, 441 . . .	308
— forcemeat balls for, 322 . . .	259	— roasted, 33 . . .	129
— hints to eaters of, Obs. on 411 . . .	293	— sauce for, 306 . . .	251
— mock, 223 . . .	215	— Scotch collops, 435 . . .	306
— mock mock, 222 . . .	214	— shoulder, 36 . . .	130
— sauce, 293 . . .	247	— stuffing, Roger Fowler's, 317 . . .	258
— 2500 pounds of, eaten at one dinner, note, 226 . . .	219	— stuffing, 317 . . .	258
Twelfth cake, 586 . . .	363	— sweetbread, 39 . . .	131
		— tea, 666 . . .	336
Varnish for oil paintings, 682 . . .	396	Vegetables, essences of, to extract, 363 . . .	270
Vauxhall nectar, to imitate, 657 . . .	314	— gravy soup, 209 . . .	203
Veal, to boil, 4 . . .	112	— marketing tables for . . .	69
— breast, 38 . . .	130	Vegetable marrow, 120 . . .	162
— breast, stewed, 432 . . .	305	— marrow, fried, 121 . . .	162
— breast, ragoût, 433 . . .	305	— marrow, another way, 122 . . .	162
— ditto, ditto, 434 . . .	306	Vegetables, Obs. on. See 5th chapter of Rudiments of Cookery . . .	89
— breast, with pease, note, N.B. . . .	306	Vegetable relish, 387 . . .	282
— broth, 186 . . .	192	Vegetables, when indigestible . . .	90
— cold, to ragoût, 431 . . .	304	Venison, Devil's . . .	36
— cutlets, broiled, 439 . . .	308	— hashed, 445 . . .	310
— cutlets, fried, 90 . . .	151	— haunch, 62 . . .	140
— cutlets, sauce for, 303 . . .	250	— mutton, gravy for, 298 . . .	248
— curry balls for, 325 . . .	260	— neck, or shoulder, 63 . . .	141
— fillet, 34 . . .	130	— pasty, 476 . . .	328
— fillet, various ways, 393 . . .	286		

	Page		Page
Venison, sharp sauce for, 296	248	Watkins, Rev., his Hints to	
— sweet sauce for, 297	248	Heads of Families . . .	27
— to venonify mutton		Weights and measures, ta-	
32	129	ble of	64
— when in perfection,		Welsh rabbits, Obs. on, 557	355
Obs. on, 62	141	Wheatears	147
— wine sauce for, 295	247	Whey, to make, 662 . . .	387
Vermicelli pudding, 533 .	345	Whip syllabub, 570 . . .	359
Vinegar, basil, 336 . . .	262	White sauce, 307	252
— burnet, 339	263	White sauce (cheap), 308	252
— camp, 344	265	Whiting, fried, 149 . . .	174
— chili, 347	266	Widgeon, 75	146
— cress, 337	263	— gravity for, 289 . . .	245
— cucumber, 339	263	Wild duck, 74	146
— eschalot, 342	264	— gravity for, 289 . . .	245
— garlic, 341	264	Wine, basil, 336	262
— green mint, 338	263	— cayenne, 348	266
— horseradish, 340	263	— chili, 348	ib.
— piquante, 382	358	— eschalot, 343	264
Vinegar, raspberry, 329 .	260	— mulled, 355	268
— salads, for, 334	262	— sauce for venison, 295	247
— sauce, for venison,		Winter hotch-potch, 194 .	196
296	248	Woodcock, 76	146
— sweet and savoury		— gravity for, 289 . . .	245
herbs, Obs. on, 387 . . .	282	— has the same ho-	
— tarragon, 335	262	nours paid it as the Grand	
Vol au vent, 491	333	Lama, note, 76	146
Walnut catchup, 374 . . .	275	— Scotch, 458*	315
— to pickle, 460	319	Wounds on the skin, 691 .	399
Water-gruel immediately,		Wow-wow sauce for boiled	
668	391	beef, 286	244
— various relishes		Yeast, rich cake, 590 . . .	365
for, Obs. on 668	391	Yorkshire cake, 584 . . .	363
— to prevent, freezing		— pudding, 529	344
in pipes, 684	397	Zest	224
— souchy, 152	175		

THE END.

EDINBURGH :

PRINTED BY T. CONSTABLE, 1, THISTLE STREET.

