

**Vital and economical statistics of the hospitals, infirmaries, &c.;, of
England and Wales, for the year 1863 / by Fleetwood Buckle.**

Contributors

Buckle, Fleetwood.
Royal College of Physicians of Edinburgh

Publication/Creation

London : J. Churchill, 1865.

Persistent URL

<https://wellcomecollection.org/works/ye59t6ek>

Provider

Royal College of Physicians Edinburgh

License and attribution

This material has been provided by This material has been provided by the Royal College of Physicians of Edinburgh. The original may be consulted at the Royal College of Physicians of Edinburgh. where the originals may be consulted.

This work has been identified as being free of known restrictions under copyright law, including all related and neighbouring rights and is being made available under the Creative Commons, Public Domain Mark.

You can copy, modify, distribute and perform the work, even for commercial purposes, without asking permission.



Wellcome Collection
183 Euston Road
London NW1 2BE UK
T +44 (0)20 7611 8722
E library@wellcomecollection.org
<https://wellcomecollection.org>

VITAL
AND
ECONOMICAL STATISTICS
OF THE
HOSPITALS, INFIRMARIES, &c.,
OF
ENGLAND AND WALES,
FOR THE YEAR 1863.

BY

FLEETWOOD BUCKLE, M.D., L.R.C.P., LOND.,

FELLOW OF THE ROYAL MEDICAL AND CHIRURGICAL, OBSTETRICAL, AND EPIDEMIOLOGICAL SOCIETIES OF LONDON
HOUSE SURGEON AND SECRETARY WEST NORFOLK AND LYNN HOSPITAL, AND FORMERLY ACTING
ASSISTANT-SURGEON BEAMAN'S HOSPITAL SHIP "DREADNOUGHT."



LONDON:
JOHN CHURCHILL & SONS, NEW BURLINGTON STREET.

MDCCCLXV.


1917

UNITED STATES DEPARTMENT OF AGRICULTURE

REPORT OF THE COMMISSIONER OF THE GENERAL LAND OFFICE


FOR THE YEAR 1917

WASHINGTON: GOVERNMENT PRINTING OFFICE: 1918



R34207

Dedicated,
BY SPECIAL PERMISSION,
TO THE
STATISTICAL SOCIETY OF LONDON,
WITH ALL THE RESPECT
DUE TO SO LEARNED AND USEFUL A BODY,
BY
FLEETWOOD BUCKLE.



P R E F A C E.

THE following Tables have been compiled with a view of facilitating the comparison of the internal economy of the various medical charities in the kingdom. They were originally intended for publication in the "Journal of the Statistical Society," but as it was found that they would occupy too much space in that periodical, it was thought advisable to publish them in a separate form. They are taken in all cases from the annual reports of the institutions, and are, unless otherwise stated, for the year 1863.

Table I. will show the number of cases treated, the rate of mortality, average cost of In and Out patients, and per bed, with the total expenditure, and the cost of the various articles of diet, medicine, &c. Here it may be observed, that the sum of the items and the total expenses will differ slightly, as it was not thought necessary to enter the small bills.

The average cost per Out-patient has been taken from a proportion of the amount expended in drugs, printing and advertising, and salaries and wages. The In-patients' mean cost from the remainder of the expenditure. This, though open to many objections, has been deemed the fairest division that could be obtained for the sake of uniformity.

The mean rate of mortality per cent. is taken from the number of deaths, and the total number of cases treated; no "bed-rate" has been given, as it is obvious that in many country hospitals, where perhaps only half the number of beds are occupied at a time, the rate would be much lower than it should be, while in others, where the beds are constantly full, it would be correspondingly high. The *average* number of In-patients can only be obtained in a few instances.

The number of persons on the staff of each establishment has been added, also, in some cases, a few notes taken from Dr Richardson's very interesting "Medical History of England" now publishing in the "Medical Times and Gazette."

Table II. shows the operations performed during the year, with the results and rate of mortality. Unfortunately but few charities furnish information of this kind.

Table III. is a list of the diseases, &c., for which a large number of the cases were treated, some as In, but principally as Out, or Home patients. The exclusive rules of the provincial charities account for the small number of cases of Venereal Disease, Phthisis, Dropsy, &c. The same cause partly explains the variation in the death-rate.

Table IV. shows the number of operations performed in the larger hospitals, with the results.

It will be observed that in some charities the domestic arrangements and nursing are placed under the control of a lady-superintendent, having a housekeeper under her. This plan seems to give the greatest satisfaction to all concerned, and a much higher moral tone pervades the establishment than when under the management of a matron.

The number of patients a nurse is supposed to be capable of attending to varies most widely;¹ one nurse to every ten patients (provided that they are all in one ward and can be properly overlooked) at least, is required.

The wards are generally much smaller in the provincial hospitals than in London. In St Bartholomew's they all contain 26 beds. In Lynn the largest ward contains only 8; the average 4.72 beds.

"The least administrative form of hospital," says Miss Nightingale, "is the long corridor with wards of from eight to ten patients, opening off one side, attendance—meaning, of course, due attention to the patients, suitably superintended—becomes almost impossible, especially at night."²

¹ In St Bartholomew Hospital there is on an average 1 nurse to every 6 patients (1 sister and 3 nurses to every 26 beds, the nurses taking night duty alternately); King's College, 1 to 7; Westminster, 1 to 8; Bedford, 1 to 7; Aylesbury, 1 to 12; Cardiff, 1 to 13; Reading, 1 to 13.75; Halifax, 1 to 15; Hertford, 1 to 17; Huntingdon, 1 to 17; Bolton, 1 to 20; Lynn, 1 to 21; Newark, 1 to 22; Durham, 1 to 24; and Etruria, 1 to 37.

² Sir J. R. Martin on "Hospitals." Holme's "Surgery," vol. iv. p. 991.

The cubic space allowed ranges from 350 cubic feet, as at Lynn, to 1852, as at Brighton. In the new Herbert Hospital¹ at Woolwich, 95 superficial, and 1300 cubic feet are allowed, and in the Lariboisière Hospital, Paris, 1760 cubic feet per bed. In some of the London hospitals even 2000 cubic feet is not thought too much.²

The dietaries vary greatly. St Bartholomew's full diet (male) consists of half a pound of meat, and half a pound of potatoes (when cooked), two pints of beer, one ounce of butter, two pints of tea, and fourteen ounces of bread, daily. Lynn—full diet, of two pints of milk, fourteen ounces of bread, and half an ounce of butter; with, on alternate days, six ounces of meat and six ounces of potatoes (when cooked). The other days the men have twelve, and the women eight, ounces of pudding, instead of meat and potatoes—a much cheaper scale.

The wide variation in the average cost of patients, or, in other words, in the utilisation of the funds, would point to a great necessity for a general inspector, appointed by Government or some central body, to act as a check upon the local committees, and to endeavour, by annual comparison with other institutions similarly situated, to economise or obtain the greatest good out of the least possible expenditure of money; or, at all events, to secure a proper and uniform set of records being kept in each charity. In a medical point of view, it would be of the greatest advantage to obtain the results of the practice of the various hospital physicians and surgeons, the operations, &c., as at present no sufficient account is kept of the cases treated in most Hospitals.

That some institutions are susceptible of great improvement, is shown in the case of the Lynn Hospital, where the average costs have been reduced nearly fifty per cent. as compared with the previous twelve months.

¹ Sir J. R. Martin on "Hospitals." Holme's "Surgery," vol. iv. p. 1004.

² Dr Parkes (Practical Hygiene, p. 299) says: "Each bed to have from 87 to 110 feet of superficial space (viz. for strict regulation 12 feet in the width of a ward of 24 feet, and 7·25 feet in its length=87 square feet), and 1500 to 2000 cubic space. The medical regulations fix 1200 of cubic space. A ward to have only two rows of beds—20 patients—should be 80 feet long, 25 or 26 broad, and 15 or 16 high. But as the regulations give only 1200 cubic feet, a ward for 20 men is 72·5 feet long, 24 wide, and 14 high; one window to every two beds; each window to be about 10 feet high, to be double, or of plate glass; to open near the ceiling. The walls to be of impermeable material, so as to be non-absorbent and easily washed. The floor to be of dense wood (oak preferred); the joints to be perfectly closed with impermeable cement; *not to be scoured; to be kept clean by waxing and rubbing.*"

In the year 1863 there were treated in the hospitals, dispensaries, &c., of England and Wales (exclusive of clubs, poor-law medical relief, &c.), nearly two millions of patients, at a cost of about half a million sterling. Surely this sum is large enough to warrant careful supervision.¹

The practice of admitting patients who are in receipt of parish relief is much too common; it merely burdens the charity with expenses which should properly be met by the unions.

Dr Richardson very justly remarks that the average cost per patient per week in asylums, where the medical men are remunerated, is about eight shillings, while a patient in an hospital where the professional staff attend gratuitously, costs twelve shillings, or fifty per cent. more. Would it not be well to try if having a paid medical staff in a general hospital would not really be to the interest, financially, of the institution?

Best thanks are due to those House Surgeons or Secretaries who have so willingly and kindly furnished the necessary information for the composition of the Tables.

¹ In London alone, 1,018,940 patients were treated (41,567 In, and 977,343 Out). Taking the population at 2,803,034, as by census of 1861

The proportion of In-Patients to population would be as 1 to 67·43.

Do. Out-Patients to do. do. 1 to 2·86.

Do. Total number of Patients to do. do. 1 to 2·75.

In England and Wales (exclusive of the metropolis), 911,640 patients were treated (80,068 In, and 831,572 Out); the population being 17,258,691.

The proportion of In-Patients to population would be as 1 to 215·55

Do. Out-Patients do. do. 1 to 20·75

Do. total number of patients do. do. 1 to 18·93

At an average cost of £2, 15s. the 121,635 In-Patients would cost £334,496 5 0

At an average cost of half-a crown, the 1,808,945 Out-Patients would cost 226,118 2 6

Making the total cost of the 1,930,580 patients amount to, £560,614 7 6

STATISTICS
OF
HOSPITALS AND INFIRMARIES
IN
ENGLAND AND WALES.

	1. WEST NORFOLK and LYNN HOSPITAL.		2. NORFOLK and NORWICH HOSPITAL.		3. ADDENBROOKE'S HOSPITAL, CAMBRIDGE. ¹		4. COUNTY HOSPITAL, LINCOLN.		5. GENERAL INFIRMARY, HULL.		MEDICAL STAFF, AND REMARKS.
	52 Beds.		150 Beds.		106 Beds.		100 Beds.		150 Beds.		
	In.	Out.	In.	Out.	In.	Out.	In.	Out.	In.	Out.	
Patients Total number	357	828	1087	2719	718	2229	821	1054	1161	4061	1 LYNN. 1 Physician. 2 Surgeons. House Surgeon and Secretary. Matron. 10 Wards. 2 Accident Wards on ground floor, all the rest on first floor, and all 12 feet 6 in. high. Medical and surgical cases mixed. Cubic space from 350 to 1010 cubic feet, average 800 cubic feet. Floors of deal, and wet scrubbed; small quantity of alcohol used. Chloroform given by House Surgeon, and not measured. 900 cases and no death. Water-closets deficient in number, and in bad order. Ventilation through open- ing in the ceiling into the cavity of the roof, thence by iron gratings to external air. Only one bath. (See note at end.)
Discharged Cured	95	236	411	2049	200	706	824		529	2142	2 NORWICH. 3 Physicians. 3 Surgeons. 1 Assistant Surgeon. House Surgeon. House Steward and Secretary. Matron. Dispenser.
Relieved	44	89			60	156	338		72	57	
Not Relieved							31		23	26	
Incurable	3		18	4	15	10					
Improper cases											
Irregularity	5	146	13	34	31	678	9		21	5	
At own request			34				13		71	13	
No report of							245			1268	
Expelled											
Cured by Operation					47	37			76	26	
Dead	13	13	57	8							
Refused treatment											
Absconded											
Accidents	79	79									
Emergencies			258	501	77	119					
In-Patients made Out	160		432		296		177		262		
Out-Patients made In		16		56		57		40		75	
Sent to Convalescent Institution											
Renewed											
Remaining on the Books	37	328	109	563	69	585	74	103	107	449	
Proportion of In to Out-Patients	1 to 2.30		1 to 2.50		1 to 3.10		1 to 1.28		1 to 3.75		
Average number of Patients	47	380	123		79.5						
Do. do. of Days on Books	66.6	189	41	5.24							
Do. rate of Mortality per cent.	3.53				6.54		2.55 ²		6.54		
Average Cost per In-Patient	£3 15	6.16	£2 14	7.58	£2 16	7.27	£2 17	2.28	£2 15	9.88	
Do. do. per Out-Patient	0 11	9.847	0 5	10.422	0 8	5.743	0 8	11.616	0 4	8.444	
Do. do. per Bed, exclusive of Out-Patients	25 18	5.13	19 15	10.81	19 3	4.29	23 9	6.43	21 12	0.92	

Total Expenses	£1837	5	8	£3767	1	7	£2976	19	11	£2820	4	11	£4195	13	2	Chloroform given by House Surgeon on a linen funnel, the chloroform being poured into the in- terior; given gradually; quantity not measured. No food for some hours pre- viously, except a glass of wine half an hour before operation. 2250 cases, and no death. Vomiting after- wards rare. Wards all 15 feet high.
Total Salaries and Wages	332	4	6	668	1	10	666	19	7	520	7	11	557	19	2½	1
House Surgeon	80	0	0	100	0	0	86	0	0	100	0	0	105	0	0	2
Secretary	80	0	0	75	0	0	42	0	0	3
Assistant House Surgeon	30	0	0	4
Dispenser	70	0	0	54	12	0	40	0	0	60	0	0	5
Matron	50	0	0	50	0	0	50	0	0	50	0	0	50	0	0	6
Chaplain	10	0	0	60	0	0	7
Nurses and Servants	192	4	6	368	1	10	401	7	7	228	7	11	312	19	2½	8
Butcher	338	1	4	706	8	6	396	19	8½	493	5	0	747	16	1	9
Baker	105	7	2	231	18	11	189	10	0	196	1	5	243	7	3	10
Grocer	88	15	11	56	0	9	117	15	10½	29	8	9	171	18	8	11
Tea, Coffee, Cocoa, &c.	with Fish, &c.	100	14	0	79	7	0	12
Sugar	50	5	6	46	12	9	13
Butter	183	3	4	88	0	2	113	10	10	31	6	3	14
Cheese	73	6	8	31	10	1	16	2	5	6	10	3	15
Eggs	26	8	0	16	16	0	with Vegetables.	16
Fish	87	3	9	with Butcher's a/c.	30	8	2	4	12	10	15	17	5	17
Vegetables	66	4	10	52	4	11	72	14	3	26	15	0	62	14	7	18
Milk	115	1	8	15	16	0	62	12	0	98	1	1	19
Oatmeal	2	16	6	20
Poultry	7	1	9	21
Beer	53	17	0	170	6	0	97	16	10	154	15	3	22
Porter	100	2	6	61	2	0	179	13	0	9	18	6	23
Wines	39	18	0	62	10	0	54	16	0	115	8	6	72	3	6	24
Spirits	36	0	0	14	5	0	25
Spirits of Wine	34	10	0	24	15	2	26
Drugs	222	4	9	183	3	1	396	16	2½	199	1	9	432	13	10	27
Quinine	28
Cod-Liver Oil	7	10	0	33	16	6	29
Surgical Instruments & Repairs	56	3	1	50	13	7	40	11	0	30
Trusses and other Apparatus	1	16	6	12	11	6	79	1	0	170	16	4½	31
Lint	14	9	10	32
Plasters & Druggists' Sundries	40	14	2	37	18	0	33
Fuel and Gas	66	19	3	252	17	2	126	5	2½	155	6	9	235	14	11	34
Furniture and Repairs	139	13	0	287	2	1	272	3	6	282	14	3	546	17	7	35
Advertising, Printing, Postage, &c.	82	5	1	89	10	1	69	15	0	42	2	10	60	12	9	36
Washing	136	19	6	37

Floors of deal or plaster
(the ordinary speckled grey
plaster of cottage floors) the
latter not approved, being
too cold; are washed and
scrubbed.

* Including Out-Patients.

	6. NORTH DEVON INFIRMARY, BARNSTAPLE.		7. GENERAL HOSPITAL, BRISTOL.		8. SOUTHERN HOSPITAL, LIVERPOOL.		9. COUNTY INFIRMARY, CARLISLE.		10. GENERAL INFIRMARY, DERBY.		MEDICAL STAFF, AND REMARKS.
	80 Beds.		130 Beds.		112 Beds.		42 Beds.		100 Beds.		
	In.	Out.	In.	Out.	In.	Out.	In.	Out.	In.	Out.	
Patients	621	2448	1538	12,722	1215	2941	453	2582	999	2738	5. HULL. 1 Consulting Physician. 1 Consulting Surgeon. 2 Physicians. 3 Surgeons. Chaplain. House Surgeon Apo- thecary and Secre- tary. Assistant House Sur- geon Apothecary & Under Secretary. Dispenser, Matron. Collector.
Discharged Cured	278	1619	934	3687	}	380	412	1046	6. BARNSTAPLE. 1 Physician. 2 Consulting Surgeons. 3 Surgeons. Chaplain. House Surgeon Apo- thecary. Matron. Secretary & Collector.
Relieved	247	430	347	259			127	591	
Not Relieved	4	15	7. BRISTOL. 1 Honorary and Con- sulting Physician. 2 Honorary and Con- sulting Surgeons. 3 Physicians. 4 Surgeons.
Incurable	1	229	
Improper cases	16	1 Honorary and Con- sulting Surgeons. 2 Honorary and Con- sulting Surgeons. 3 Physicians. 4 Surgeons.
Irregularity	2	
At own request	9	3	1 Honorary and Con- sulting Surgeons. 2 Honorary and Con- sulting Surgeons. 3 Physicians. 4 Surgeons.
No report of	84	
Expelled	1 Honorary and Con- sulting Surgeons. 2 Honorary and Con- sulting Surgeons. 3 Physicians. 4 Surgeons.
Cured by Operation	
Dead	20	11	74	122	18	47	3	1 Honorary and Con- sulting Surgeons. 2 Honorary and Con- sulting Surgeons. 3 Physicians. 4 Surgeons.
Refused treatment	
Absconded	1 Honorary and Con- sulting Surgeons. 2 Honorary and Con- sulting Surgeons. 3 Physicians. 4 Surgeons.
Accidents	}	89	803	}	3344	
Emergencies		272		316
In-Patients made Out	1 Honorary and Con- sulting Surgeons. 2 Honorary and Con- sulting Surgeons. 3 Physicians. 4 Surgeons.
Out-Patients made in	1	
Sent to Convalescent Institution	1 Honorary and Con- sulting Surgeons. 2 Honorary and Con- sulting Surgeons. 3 Physicians. 4 Surgeons.
Renewed	64	345	99	1104	48	91	443	
Remaining on the Books	1 to 3.94	1 to 8.27	1 to 2.42	1 to 5.69	1 to 2.74	1 Honorary and Con- sulting Surgeons. 2 Honorary and Con- sulting Surgeons. 3 Physicians. 4 Surgeons.
Proportion of In to Out Patients	115	
Average number of Patients	1 Honorary and Con- sulting Surgeons. 2 Honorary and Con- sulting Surgeons. 3 Physicians. 4 Surgeons.
Do. do. of Days on Books	3.22	4.81	2.931	3.95	4.70	
Do. rate of Mortality per cent.	1 Honorary and Con- sulting Surgeons. 2 Honorary and Con- sulting Surgeons. 3 Physicians. 4 Surgeons.
Average Cost per In-Patient	£1 14 5.91	£1 10 9.90	£1 19 9.33	£2 1 10.90	£2 6 0.13	
Do. do. per Out-Patient	0 2 9.068	0 2 0.416	0 3 9.593	0 2 4.752	0 5 3.496	1 Honorary and Con- sulting Surgeons. 2 Honorary and Con- sulting Surgeons. 3 Physicians. 4 Surgeons.
Do. do. per Bed, exclusive of Out-Patients	13 7 9	18 4 8.23	21 11 6.25	22 12 0	23 0 3.05	

	11. SALOP INFIRMARY, SHREWSBURY.	12. NORTH STAFFORD- SHIRE INFIRMARY, ETRURIA.	13. ROYAL INFIRMARY, LIVERPOOL.	14. NORTHERN HOSPITAL, LIVERPOOL.	15. ROYAL INFIRMARY, BRISTOL.	MEDICAL STAFF, AND REMARKS.
Patients	140 Beds.	129 Beds.	240 Beds.	125 Beds.	242 Beds.	11. SHREWSBURY.
Discharged	In. Out.	In. Out.	In. Out.	In. Out.	In. Out.	2 Physicians Extraordi- nary.
Cured	1114 2885	1114 4882	2508 2892	1407 1747	2962 21,105	3 Surgeons Extraordi- nary.
Relieved	3999	5996	5400	3154	24,067	3 Physicians.
Not Relieved	405 1684	459 959	1692	948	1321	3 Surgeons.
Incurable	114 428	22 140	248	158	349	Chaplain.
Improper cases	54 24	3 5	26	2	56	House Surgeon.
Irregularity	23 47	3	27	71	161	Matron.
At own request	20	31 65	217	71	161	Secretary.
No report of	20	2748	217	71	161	Dispenser
Expelled	20	14	217	71	161	1 With Cider.
Cured by Operation	44 35	66 27	123	121	150	2 With Brewing.
Dead	44 35	66 27	123	121	150	12. ETRURIA.
Refused treatment,	44 35	66 27	123	121	150	3 Surgeons Extraordi- nary.
Absconded	44 35	66 27	123	121	150	2 Physicians.
Accidents	44 35	66 27	123	121	150	3 Surgeons.
Emergencies	44 35	66 27	123	121	150	House Surgeon.
In-Patients made Out	323	367	53	925	925	Secretary and Collec- tor.
Out-Patients made In	33	70	70	161	161	Dispenser.
Sent to Convalescent Institution	33	70	70	161	161	Matron.
Renewed	33	70	70	161	161	17 Wards. Medical and Surgical cases separate.
Remaining on the Books	71 634	111 842	148	107	161	Cubic space, average 818 cubic ft. In women's fever ward only 531 cubic feet per bed. Ventilation not satisfactory. Water-closets badly placed and deficient
Proportion of In to Out Patients	1 to 2.59	1 to 4.38	1 to 1.15	1 to 1.25	1 to 7.12	
Average number of Patients	111	111	111	111	111	
Do. do. of Days on Books	40	40	40	40	40	
Do. rate of Mortality per cent.	3.94	5.92	4.90	8.59	5.06	
Average Cost per In-Patient	£2 7 9.14	£2 6 3.36	£1 15 4.74	£2 6 6.36	£1 12 6.24	
Do. do. per Out-Patient	0 5 8.177	0 3 7.869	0 7 3.547	0 8 5.291	0 3 1.824	
Do. do. per Bed, exclusive of Out-Patients	19 0 0.62	19 19 7.96	18 9 10.55	26 3 8.93	19 18 0.38	

Total Expenses	£3479 18 1	£3470 3 11	£5493 9 9	£4010 14 4½	£8142 8 2	
Total Salaries and Wages	517 13 2	627 19 9	1390 17 2	672 11 3	2601 12 3	in number. Water supply deficient. Floors deal washed with soap and water, but are now being painted with oxide of zinc paint as a remedy. Nursing system most inefficient—only one nurse to 37 patients. Dietary very imperfect. Chloroform used in every kind of operation.
House Surgeon	100 0 0	88 9 3	80 0 0		
Secretary	80 0 0	106 18 1	555 5 0	
Assistant House Surgeon	60 0 0		
Dispenser	50 0 0	50 0 0		
Matron	60 0 0	50 0 0		
Chaplain		
Nurses and Servants	227 13 2	332 12 5	532 11 3	2046 7 3	13. ROYAL INFIRMARY, LIVERPOOL.
Butcher	423 5 7	550 7 3	734 2 0	678 18 10	1315 14 6	2 Consulting Physicians.
Baker	240 16 0	197 16 6	573 5 3	295 15 7	288 18 6	3 Physicians.
Grocer	180 15 1	77 13 11	208 4 6	164 16 3	3 Surgeons.
Tea, Coffee, Cocoa, &c.	62 12 0	133 11 2	3 Consulting Surgeons.
Sugar	104 1 0	128 7 1	with Milk a/c.	with Milk a/c.	49 19 7	2 House Surgeons.
Butter	65 9 9	27 9 8	51 13 11½	32 17 0	Matron.
Cheese	34 3 7	19 7 0	79 1 3	32 4 6	Including Salt, Pigs, and Bacon.
Eggs	75 3 5	16 0 5	87 6 9	82 11 11½	186 3 0	
Fish	103 11 3	58 1 5	322 15 6	277 5 3½	316 19 0	14. NORTHERN HOSPITAL, LIVERPOOL.
Vegetables	17 8 0	127 12 8	with Baker's a/c.	with Baker's a/c.	75 5 4	2 Consulting Surgeons.
Milk	with Fish a/c.	3 10 2	with Eggs and Fish.	with Butchers' a/c.	205 8 0	2 Physicians.
Oatmeal	187 10 10	199 19 10	239 1 5	274 5 4½	3 Surgeons.
Poultry	39 3 0½	107 0 9	247 10 4	355 11 6	158 12 6	Junior Surgeon.
Beer	163 9 7	14 8 0	49 7 0	21 10 6	2 House Surgeons.
Porter	293 17 5	181 18 1	522 14 9	Matron.
Wines	367 8 5	486 18 7	48 5 5	Clerk and Collector.
Spirits	102 1 6	16 14 0	15. BRISTOL.
Spirits of Wine	34 11 2	17 15 0	3 Honorary and Consulting Physicians.
Drugs	48 6 4	1 18 6	124 0 3	443 7 10	4 Physicians.
Quinine	32 4 6	46 10 0	342 6 0	314 12 5	442 2 2	3 Honorary and Consulting Surgeons.
Cod-Liver Oil	90 19 4	168 9 8½	339 4 10	206 2 8	821 2 6	5 Surgeons.
Surgical Instruments & Repairs	191 1 11	361 9 0	121 12 5	171 12 10	125 4 6	(over.)
Trusses and other Apparatus	376 19 5	76 15 5	
Lint	79 8 7	
Plasters & Druggists' Sundries	28 13 2½	
Fuel and Gas	
Furniture and Repairs	
Advertising, Printing, Postage, &c.	
Washing	

	16. GENERAL INFIRMARY, WORCESTER.	17. THE INFIRMARY, NEWCASTLE.	18. GENERAL INFIRMARY, LEEDS.	19. DEVON and EXETER HOSPITAL, EXETER.	20. SOUTH DEVON and EAST CORN- WALL HOSPITAL, PLYMOUTH.	MEDICAL STAFF, AND REMARKS.
	100 Beds.	250 Beds.	142 Beds.	220 Beds.	80 Beds. ³	
	In. Out.	In. Out.	In. Out.	In. Out.	In. Out.	
Patients Total number	1025 2906	1611 13,024	1866 ³ 5918	1548 1178	520	15. BRISTOL—cont. 2 House Surgeons. Secretary and House Steward. Matron. Dispenser. Chaplain (paid from a special fund.
Discharged Cured	388 1733	3258 ¹	1190 3735	530	355	16. WORCESTER. 2 Consulting Physicians. 3 Physicians. 1 Consulting Surgeon. 3 Surgeons. Chaplain. House Surgeon Apo- thecary. Dispenser. Secretary. Matron.
Relieved	186 415	594	202 481	128	60	
Not Relieved	
Incurable	3	6 4	
Improper cases	3	36	
Irregularity	26 39	41	
At own request	27 29	14	
No report of	
Expelled	2	
Cured by Operation	
Dead	49 16	150	148 59	55	28	
Refused treatment	3 2	
Absconded	1	
Accidents	
Emergencies	192 1159	435 332	237	
In-Patients made Out	324	773 1521	
Out-Patients made In	585	
Sent to Convalescent Institution	
Renewed	
Remaining on the Books	
Proportion of In to Out Patients	
Average number of Patients	
Do. do. of Days on Books	
Do. rate of Mortality per cent.	
Average Cost per In-Patient	£1 19 4·17	£2 4 11·92	£2 3 4·88	£2 15 11·91	£3 3 4·84	17. NEWCASTLE. 2 Consulting Physicians. 4 Physicians. 2 Consulting Surgeons. 4 Surgeons. Chaplain. House Surgeon. Assist. House Surgeon. 1 Taken from those only who were regularly ad- mitted during the year. 2 Including Out-Patients. (over.)
Do. do. per Out-Patient	0 5 10·847	0 1 7·9357	0 5 10·642	0 9 11·185	
Do. do. per Bed, exclusive of Out-Patients	20 3 3·84	14 9 11·27	28 10 4·91	19 13 11·84	20 12 1·74	

Total Expenses.	£2874	8	9	£4706	1	8	£5791	16	5	£4918	17	0	£1648	9	10	Matron. Secretary. Dispenser.
Total Salaries and Wages	720	5	0	665	14	6	727	0	6	763	10	0	248	4	0	
House Surgeon	88	0	0	130	0	0	100	0	0 ⁴	79	0	0	
Secretary	90	4	9	42	0	0	143	19	5	18. LEEDS.
Assistant House Surgeon	25	0	0	3 Physicians.
Dispenser	48	0	0	60	0	0	51	16	6	25	0	0	3 Surgeons.
Matron	56	18	6	50	0	0	52	10	0	Resident Med. Officer.
Chaplain	85	0	0	2 Assistant Resident Medical Officers.
Nurses and Servants	352	1	9	358	14	6	378	14	7	822	10	8	344	14	9	Secretary.
Butcher	396	10	9	850	2	10	1105	3	4	419	10	3	147	16	8	Collector.
Baker	171	13	5	294	17	6	284	8	6	57	6	10	46	3	5	Matron.
Grocer	114	16	6	104	13	2	88	13	11	42	0	6	³ Many In-Patients charged as Out-Patients only.
Tea, Coffee, Cocoa, &c.	132	8	6	28	16	3	⁴ Resident Med. Officer.
Sugar	117	4	6	156	11	7	29	7	5	
Butter	92	18	0	71	17	10	190	9	11	33	13	7	
Cheese	with Milk a/c.	12	3	1	15	16	0	with Butter a/c.	
Eggs	68	5	5	8	14	6	9	17	1	3	10	0	12	14	6	19. EXETER.
Fish	43	11	10	58	10	4	15	13	8	113	3	7	25	12	6	3 Consulting Physicians.
Vegetables	57	7	0	431	5	8	74	9	5	84	12	11	28	11	3	4 Physicians.
Milk	1	5	4	73	15	10	153	3	6	39	11	4	1 Consulting Surgeon.
Oatmeal	with Fish, Eggs, &c.	with Fish.	with Baker's a/c.	8	3	2	4 Surgeons.
Poultry	88	13	0	130	10	4	269	0	6	268	15	0	Chaplain.
Beer	28	6	0	65	5	0	24	10	9	183	14	0	99	7	3	House Surgeon Apothecary.
Porter	33	2	0	110	4	0	107	9	0	Secretary.
Wines	37	6	0	69	1	6	Matron.
Spirits	2	5	0	61	7	6	Dispenser.
Spirits of Wine	196	6	4	336	10	7	684	10	6	345	12	6	20. PLYMOUTH.
Drugs	144	1	11	2 Physicians.
Quinine	64	3	0	30	0	5	3 Surgeons.
Cod-Liver Oil	19	1	0	218	17	0	131	0	0	214	0	8	Surgeon-Dentist.
Surgical Instruments & Repairs	109	4	8	137	13	7	74	11	10	0	0	10	House Surgeon.
Trusses and other Apparatus	30	13	2	85	9	6	30	18	11	Dispenser.
Lint	249	17	1	236	17	4	214	16	2	383	11	5	57	13	4	Secretary.
Plasters & Druggists' Sundries	217	4	0	73	14	10	281	5	6	433	3	4	255	5	7	Matron.
Fuel and Gas	82	13	2	75	14	8	231	1	9	52	14	0	21	17	6	⁵ With new Wing, 106 Beds.
Furniture and Repairs	46	9	9	58	3	4	60	9	0	53	19	9	
Advertising, Printing, Postage, &c.	
Washing	

	21.	22.	23.	24.	25.	MEDICAL STAFF, AND REMARKS.
	GENERAL INFIRMARY, NORTHAMPTON.	ROYAL PORTS- MOUTH, PORTSEA, & GOSPORT HOSPITAL, PORTSMOUTH.	CORNWALL GENERAL INFIR- MARY, TRURO.	THE INFIRMARY, SALISBURY.	THE INFIRMARY and FEVER HOUSE, LEICESTER.	
	124 Beds.	61 Beds.	60 Beds.	100 Beds.	200 Beds.	
	In. Out.	In. Out.	In. Out.	In. Out.	In. Out.	
Patients	1357 5254 6611	687 5415 6102	459 500 959	990 2422 3412	1422 5440 6862	21. NORTHAMPTON. 2 Physicians Extraordi- nary. 1 Surgeon Extraordi- nary. 2 Physicians. 2 Surgeons. Chaplain. House Surgeon. Matron. Dispenser.
Discharged Cured	506	461 2479	178	219	470	3005
Relieved	292	75 1257	155	104	171	481
Not Relieved	18	12
Incurable	3	31 156	2	10	2
Improper cases	5
Irregularity	4	37	3	4
At own request	50	58	45	695 ²
No report of	221	348 ³
Expelled
Cured by Operation	22	63	416 ⁴
Dead	49	15 39	7
Refused treatment
Absconded	4	6
Accidents	162	79 363	200	733
Emergencies	107	640
In-Patients made Out	76	54	15	520	412
Out-Patients made In	67	85
Sent to Convalescent Institution	7 ⁵	2 ⁵
Renewed	104	62
Remaining on the Books	109	54 695	44	69	173 ⁶	391
Proportion of In to Out Patients	1 to 3·86	1 to 7·88	1 to 1·09	1 to 2·44	1 to 3·82
Average number of Patients	114 ¹	53 ¹	29 ¹ days
Do. of Days on Books	40 days	4·43
Do. rate of Mortality per cent.	3·53	2·18	1·52	2·22
Average Cost per In-Patient	£2 2 9·6	£2 4 1·53	£2 5 4·76	£2 10 10·59	£2 5 6·02
Do. do. per Out-Patient	0 5 7·9109	0 2 7·125	0 11 9·81	0 6 11·56	0 4 5·40
Do. do. per Bed, exclusive of Out-Patients	23 8 4·7	24 16 9·77	17 7 3·48	25 3 8·84	16 3 6·23

Total Expenses	£4390 14 2	£2218 0 9	£1337 6 6	£3361 19 5	£4445 11 11 ⁷	
Total Salaries and Wages	936 19 11	423 18 2	461 13 6 ¹	714 3 8	898 7 0	Apothecary.
House Surgeon	116 18 0	220 0 0	85 14 0	110 17 0	Matron.
Secretary	50 0 0	50 0 0	Dispenser.
Assistant House Surgeon	
Dispenser	
Matron	
Chaplain	90 10 8	24. SALISBURY.
Nurses and Servants	1 Consulting Physician.
Butcher	686 14 3	238 11 10	241 13 6	340 7 4	607 10 0	1 Physician.
Baker	264 10 1	453 11 3	256 4 10	459 6 2	941 2 6	2 Consulting Surgeons.
Grocer	58 7 10	109 18 9	108 8 10	178 12 1	268 1 3	3 Surgeons.
Tea, Coffee, Cocoa, &c.	87 0 10	50 9 10	72 8 11	69 15 6	House Surgeon.
Sugar	57 15 2	39 3 8	149 6 4	Apothecary.
Butter	82 13 3	38 0 6	77 8 6	Matron.
Cheese	53 11 5	129 17 9	155 15 7	Dispenser.
Eggs	25 2 9	20 15 3	35 0 2	Secretary.
Fish	17 6 10	26 2 3	Clerk.
Vegetables	34 12 5	18 11 2	
Milk	112 3 6	60 3 4	
Oatmeal	58 1 1	
Poultry	25. LEICESTER.
Beer	3 Physicians.
Porter	3 Surgeons.
Wines	House Surgeon Apo- thecary.
Spirits of Wine	Matron.
Drugs	Secretary.
Quinine	Chaplain.
Cod-Liver Oil	Laboratory man.
Surgical Instruments & Repairs	Trusses found for Patients.
Trusses and other Apparatus	
Lint	
Plasters & Druggists' Sundries	
Fuel and Gas	
Furniture and Repairs	
Advertising, Printing, Postage, &c.	
Washing	

24. SALISBURY.

1 Consulting Physician.

1 Physician.

2 Consulting Surgeons.

3 Surgeons.

House Surgeon.

Apothecary.

Matron.

Dispenser.

Secretary.

Clerk.

25. LEICESTER.

3 Physicians.

3 Surgeons.

House Surgeon Apo-
thecary.

Matron.

Secretary.

Chaplain.

Laboratory man.

Trusses found for
Patients.

35 unable to attend.

Time expired.

Supplied with Trusses.

Sent to Fever House.

55 as Out-Patients.

Exclusive of the sum of
£876, 16s. 2d. for Furni-
ture of new House.

Laboratory man.

	26. GENERAL INFIRMARY, CHESTER.		27. COUNTY HOSPITAL, YORK.		28. GENERAL HOSPITAL, BIRMINGHAM.		29. QUEEN'S HOSPITAL, BIRMINGHAM.		30. GENERAL INFIRMARY, HEREFORD.		MEDICAL STAFF, AND REMARKS.
	100 Beds.		100 Beds.		240 Beds.		180 Beds.		100 Beds.		
	In.	Out.	In.	Out.	In.	Out.	In.	Out.	In.	Out.	
Patients	840	5649	746	3819	2867	12,988	2134	632	862	26. CHESTER. 2 Consulting Physicians. 3 Consulting Surgeons. 3 Physicians. 3 Surgeons. Chaplain. House Surgeon. Assist. House Surgeon. Dental Surgeon. Secretary & Receiver. Matron. ¹ The 2658 Home Patients only given. ² Fever Patients only.
Home	2658	16,841	217 ¹¹	
Casualties and Dental Total Number	9147	4565	32,696	1711	
Discharged Cured	429	1930 ¹	362	1018	1368	247	256	
Relieved	143	352	138	831	299	48	145	
Not Relieved	28	27. YORK. 2 Physicians. 2 Surgeons. Chaplain. Steward & Secretary. House Surg. Apoth. Matron. Dispenser. Collector and Agent. ³ Water rent.
Died	37	124	22	264	135	20	10	
Incurable	3	21	48	48	6	
Improper Cases	1	
Irregularity	15	10	291 ¹²	
At own request	20	35	9	28. GENERAL HOSPITAL, BIRMINGHAM. 4 Physicians. 4 Surgeons. Chaplain. Resident Med. Officer and Tutor. Resident Surg. Officer. House Steward. Matron. Dispenser. Assistant Dispenser.
Unable to attend	18 ⁴	
Time expired	
Renewed	347	
No report of	No report of Out-Patients.				No report of Out-Patients.				
Expelled	29. 3-16
Cured by Operation	
Supplied with Trusses	
Refused treatment	
Absconded	11	
Sent to Fever House	30. 1-170
Sent to Convales. Inst.	71	217	
In-Patients made Out	105	77	34	
Out-Patients made In	58	
Accidents	
Emergencies	31. 1-170
Remaining on the Books	77	194	72	1310	16,841	156	
Average number of Patients	64	197	84	79	126	
Do. do. of days on Books	173 ²	200	76	
Do. rate of Mortality per cent.	4.40	2.94	9.21	6.32	
Proportion of In to Out Patients	1 to 9.88	1 to 5.11	1 to 10.40	1 to 1.70	32. 1-170
Average cost per In-Patient	£2 4 0.67	£2 11 6.12	£2 5 0.95	£3 15 2.76 ³	£2 18 1.31	
Do. do. per Out-Patient	0 2 8.09	0 4 0.14	0 2 8.579	No account of	0 8 1.886	

Average cost per Bed, exclusive of Out-Patients		£18 10 0·87	£19 4 3·2	£26 18 6·16	£44 14 0·56	£18 7 3·05	Clerk. Secretary. Dressers, &c. &c. 20 Wards—largest contains 31 Beds. Cubic space allowed from 558 to 1297 cubic feet. Average, 995 cubic feet. Water-closets open directly into Wards. Baths for nearly every Ward. Floors dry rubbed and polished. 4 Transferred. 5 Resident Medical Officer and Tutor. 6 Resident Surg. Officer. 7 Water rate.
Total Expenses		2961 4 10	2687 8 0	10,511 6 6	8046 8 6	2276 6 11	
Total Salaries and Wages		571 12 5	510 10 9	1955 7 11	1277 19 10	398 4 0	
House Surgeon		100 0 0	100 0 0 ⁵	100 0 0	
Secretary		30 0 0	225 0 0	45 0 0	
Assistant House Surgeon		100 0 0 ⁶	
Dispenser		65 0 0	70 0 0	35 0 0	
Matron		50 0 0	70 0 0	35 0 0	
Chaplain		40 0 0	100 0 0	35 0 0	
Nurses and Servants		225 10 9	1290 7 11	148 4 0	
Household Expenses		
Butcher		505 3 1	494 18 10	1435 9 9	1066 19 1½	442 1 8	
Baker		206 3 4	175 12 4	394 4 0	384 3 0	198 6 6	
Grocer		168 7 2	127 6 9	151 9 10	61 12 5	115 4 10½	
Tea, Coffee, Cocoa, &c.		48 13 4	75 4 5	
Sugar		73 15 8	70 13 2	37 19 4	42 7 9½	
Butter		31 17 8	10 5 2	89 11 6	79 15 11½	58 12 7	
Cheese		with Butter a/c.	67 17 0	35 14 1½	45 5 2½	
Eggs		15 17 0	17 19 3	73 15 0	67 6 0	
Fish		65 6 1½	43 2 2	132 6 0	45 10 7½	3 9 0 ¹²	
Vegetables		63 11 9½	59 1 2	155 17 1	84 13 10½	41 18 1	
Milk		with Baker's a/c.	with Baker's a/c.	316 2 0	287 7 6½	40 2 11½	
Oatmeal		with Fish a/c.	with Baker's a/c.	9 14 0	0 12 0	
Poultry		104 15 6	102 1 10	298 12 0	95 3 8½	146 10 1	
Beer		377 7 0	7 5 0	
Porter		126 4 3	73 2 2	
Wines		85 17 6	77 6 6	293 12 0	85 19 1	31 14 0	
Spirits		36 0 0	197 19 0	176 6 2	
Spirits of Wine		242 17 5	1139 13 9	1120 13 6½	with Drugs a/c.	
Drugs		415 2 11	32 8 5	81 17 11	54 5 4	46 3 10	
Quinine		85 7 8	30 18 11	463 17 9	250 15 7½	0 14 0	
Cod-Liver Oil		20 3 6	713 2 1	4 18 6	13 9 10	
Surgical Instruments & Repairs		20 16 11	599 13 6	342 7 3½	89 16 5½	
Trusses and other Apparatus		136 16 0	932 9 2	915 15 7	220 6 3	
Lint		7 17 6	325 12 8	318 2 7	473 5 0	26 6 8	
Plasters & Druggists' Sundries		186 5 9	57 18 4	83 8 6 ⁷	86 15 9 ¹⁰	35 13 8½	
Fuel and Gas		204 5 3	41 13 3 ²	
Furniture and Repairs		107 3 10	
Advertising, Printing, Postage, &c.		
Washing		

29. QUEEN'S HOSPITAL,
BIRMINGHAM.

2 Physicians.

3 Consulting Surgeons.

3 Surgeons.

1 Assistant Physician.

1 Assistant Surgeon.

1 Consulting Surgeon

Accoucheur.

2 Surgeon Accoucheurs.

Dental Surgeon.

Chaplain.

2 House Surgeons.

2 Dispensers.

Matron.

Collector.

Secretary and General

Superintendent.

* No account of the

Out-Patients.

9 Bacon and Ham.

10 Water, Soap, Soda,

Starch, and Blue.

11 Were In-Patients.

12 Many cured.

13 Bacon.

14 Matron's petty ex-

penses. (over.)

	31. GENERAL INFIRMARY, SHEFFIELD.		32. GENERAL KENT and CANTERBURY HOSPITAL, CANTERBURY.		33. DORSET COUNTY HOSPITAL, DORCHESTER.		34. COUNTY HOSPITAL, DURHAM.		35. HALIFAX INFIRMARY and DISPENSARY, HALIFAX.		MEDICAL STAFF, AND REMARKS.
	150 Beds.		120 Beds.		60 Beds.		48 Beds.		30 Beds.		
	In.	Out.	In.	Out.	Out.	In.	In.	Out.	In.	Out.	
Patients	1273	3229	685	1800	512	675	293	686	270	5226	30. HERFORD. 2 Physicians. 3 Surgeons. House Surgeon Apo- thecary. Dispenser. Matron. Chaplain. Secretary.
Home	
Casualties and Dental	9959	1152	150	
Total Number	14,461	2485	2339	1129	5496	
Discharged Cured	236	1263	165	326	101	70	111	337	99	3377	31. SHEFFIELD. 3 Honorary Physicians. 2 Honorary Surgeons. 3 Physicians. 3 Surgeons. Chaplain. House Surgeon. 2 Assistant House Sur- geons. Secretary. Matron. Dispensing Assistant. 1 1st Assistant, £65. 21 Do. £52, 16s. 3d. 2 Water rent.
Relieved	49	366	231	642	138	159	93	231	33	1187	
Not Relieved	10	28	
Died	103	19	47	4	21	4	16	50	16	133	
Incurable	7	14	10	3	2	
Improper Cases	5	
Irregularity	4	496	1	9	97	15	4	
At own request	60	40	25	4	23	3	23	
Unable to attend	10	33	
Time expired	10	190	424	
Renewed	6	
No report of	6	26	
Expelled	
Cured by Operation	
Supplied with Trusses	11	
Refused Treatment	
Absconded	1	
Sent to Fever House	
Sent to Convales. Inst.	
In-Patients made Out	673	141	34	118	27	25	11	90	46	
Out-Patients made In	
Accidents	
Emergencies	
Remaining on the Books	131	845	60	296	51	131	30	57	20	430	
Average number of Patients	76	307	50½	16½	
Do. do. of days on Books	44	74	
Do. rate of Mortality per cent.	8.08	6.86	4.10	5.46	5.92	
Proportion of In to Out Patients	1 to 10.35	1 to 2.62	1 to 3.56	1 to 2.86	1 to 19.35	
Average Cost per In-Patient	£2 12 3.02	£2 12 4.03	£3 1 8.69	£2 19 10.17	£1 16 8.97	
Do. do. per Out-Patient	0 2 2.1765	0 8 0.571	0 4 9.171	0 6 7.015	0 1 11.1211	

Average Cost per Bed, exclusive of Out-Patients.										33. DORCHESTER.									
Total Expenses										1 Consulting Physician. 1 Physician. 2 Surgeons. House Surgeon and Secretary. Chaplain. Matron. Clerk.									
Total Salaries and Wages										1 Consulting Physician. 1 Physician. 2 Surgeons. House Surgeon and Secretary. Chaplain. Matron. Clerk.									
House Surgeon										1 Consulting Physician. 1 Physician. 2 Surgeons. House Surgeon and Secretary. Chaplain. Matron. Clerk.									
Secretary										1 Consulting Physician. 1 Physician. 2 Surgeons. House Surgeon and Secretary. Chaplain. Matron. Clerk.									
Assistant House Surgeon										1 Consulting Physician. 1 Physician. 2 Surgeons. House Surgeon and Secretary. Chaplain. Matron. Clerk.									
Dispenser										1 Consulting Physician. 1 Physician. 2 Surgeons. House Surgeon and Secretary. Chaplain. Matron. Clerk.									
Matron										1 Consulting Physician. 1 Physician. 2 Surgeons. House Surgeon and Secretary. Chaplain. Matron. Clerk.									
Chaplain										1 Consulting Physician. 1 Physician. 2 Surgeons. House Surgeon and Secretary. Chaplain. Matron. Clerk.									
Nurses and Servants										1 Consulting Physician. 1 Physician. 2 Surgeons. House Surgeon and Secretary. Chaplain. Matron. Clerk.									
Household Expenses										1 Consulting Physician. 1 Physician. 2 Surgeons. House Surgeon and Secretary. Chaplain. Matron. Clerk.									
Butcher										1 Consulting Physician. 1 Physician. 2 Surgeons. House Surgeon and Secretary. Chaplain. Matron. Clerk.									
Baker										1 Consulting Physician. 1 Physician. 2 Surgeons. House Surgeon and Secretary. Chaplain. Matron. Clerk.									
Grocer										1 Consulting Physician. 1 Physician. 2 Surgeons. House Surgeon and Secretary. Chaplain. Matron. Clerk.									
Tea, Coffee, Cocoa, &c.										1 Consulting Physician. 1 Physician. 2 Surgeons. House Surgeon and Secretary. Chaplain. Matron. Clerk.									
Sugar										1 Consulting Physician. 1 Physician. 2 Surgeons. House Surgeon and Secretary. Chaplain. Matron. Clerk.									
Butter										1 Consulting Physician. 1 Physician. 2 Surgeons. House Surgeon and Secretary. Chaplain. Matron. Clerk.									
Cheese										1 Consulting Physician. 1 Physician. 2 Surgeons. House Surgeon and Secretary. Chaplain. Matron. Clerk.									
Eggs										1 Consulting Physician. 1 Physician. 2 Surgeons. House Surgeon and Secretary. Chaplain. Matron. Clerk.									
Fish										1 Consulting Physician. 1 Physician. 2 Surgeons. House Surgeon and Secretary. Chaplain. Matron. Clerk.									
Vegetables										1 Consulting Physician. 1 Physician. 2 Surgeons. House Surgeon and Secretary. Chaplain. Matron. Clerk.									
Milk										1 Consulting Physician. 1 Physician. 2 Surgeons. House Surgeon and Secretary. Chaplain. Matron. Clerk.									
Oatmeal										1 Consulting Physician. 1 Physician. 2 Surgeons. House Surgeon and Secretary. Chaplain. Matron. Clerk.									
Poultry										1 Consulting Physician. 1 Physician. 2 Surgeons. House Surgeon and Secretary. Chaplain. Matron. Clerk.									
Beer										1 Consulting Physician. 1 Physician. 2 Surgeons. House Surgeon and Secretary. Chaplain. Matron. Clerk.									
Porter										1 Consulting Physician. 1 Physician. 2 Surgeons. House Surgeon and Secretary. Chaplain. Matron. Clerk.									
Wines										1 Consulting Physician. 1 Physician. 2 Surgeons. House Surgeon and Secretary. Chaplain. Matron. Clerk.									
Spirits										1 Consulting Physician. 1 Physician. 2 Surgeons. House Surgeon and Secretary. Chaplain. Matron. Clerk.									
Drugs										1 Consulting Physician. 1 Physician. 2 Surgeons. House Surgeon and Secretary. Chaplain. Matron. Clerk.									
Spirits of Wine										1 Consulting Physician. 1 Physician. 2 Surgeons. House Surgeon and Secretary. Chaplain. Matron. Clerk.									
Quinine										1 Consulting Physician. 1 Physician. 2 Surgeons. House Surgeon and Secretary. Chaplain. Matron. Clerk.									
Cod-Liver Oil										1 Consulting Physician. 1 Physician. 2 Surgeons. House Surgeon and Secretary. Chaplain. Matron. Clerk.									
Surgical Instruments & Repairs										1 Consulting Physician. 1 Physician. 2 Surgeons. House Surgeon and Secretary. Chaplain. Matron. Clerk.									
Trusses and other Apparatus										1 Consulting Physician. 1 Physician. 2 Surgeons. House Surgeon and Secretary. Chaplain. Matron. Clerk.									
Lint										1 Consulting Physician. 1 Physician. 2 Surgeons. House Surgeon and Secretary. Chaplain. Matron. Clerk.									
Plasters & Druggists' Sundries										1 Consulting Physician. 1 Physician. 2 Surgeons. House Surgeon and Secretary. Chaplain. Matron. Clerk.									
Fuel and Gas										1 Consulting Physician. 1 Physician. 2 Surgeons. House Surgeon and Secretary. Chaplain. Matron. Clerk.									
Furniture and Repairs										1 Consulting Physician. 1 Physician. 2 Surgeons. House Surgeon and Secretary. Chaplain. Matron. Clerk.									
Advertising, Printing, Postage, &c.										1 Consulting Physician. 1 Physician. 2 Surgeons. House Surgeon and Secretary. Chaplain. Matron. Clerk.									
Washing										1 Consulting Physician. 1 Physician. 2 Surgeons. House Surgeon and Secretary. Chaplain. Matron. Clerk.									

34. DURHAM.

35. HALIFAX.

	36. GENERAL INFIRMARY, BEDFORD.		37. ROYAL BERK- SHIRE HOSPITAL, READING.		38. COUNTY HOSPITAL, WINCHESTER. ³		39. NORTH HERTS and SOUTH BEDS INFIRMARY, HITCHIN.		40. INFIRMARY, BRIDGEWATER.		MEDICAL STAFF, AND REMARKS.
	96 Beds.		110 Beds.		120 Beds.		32 Beds.		40 Beds.		
	In.	Out.	In.	Out.	In.	Out.	In.	Out.	In.	Out.	
Patients	708	2701	805	1556	754	993	153	910	298	3431	36. BEDFORD. 1 Physician. 2 Surgeons. House Surgeon and Secretary. Chaplain. Matron. Dispenser. 10 Nurses, with occa- sional helpers. ¹ £8, 8s. for Washing Machine.
Home	
Casualties and Dental	167	1806	597	
Total Number	3409	2528	3553	1063	4326	
Discharged Cured	491	295	844	209	234	142	2958	142	2958	37. READING. 3 Physicians. 2 Consulting Surgeons. 3 Surgeons. House Surgeon. Secretary and House Steward Chaplain Matron. Dispenser 6 Day and 2 Night Nurses, with extra help occasionally. ² Shortly after admission.
Relieved	100	103	333	331	190	37	32	37	32	
Not Relieved	20	25	33	
Died	20	{ 29 }	10	18	11	1	
Incurable	{ 1 ² }	9	
Improper Cases	2	
Irregularity	7	4	36	52	15	
At own request	
Unable to attend	
Time expired	
Renewed	292	
No report of	31	185	
Expelled	
Cured by Operation	
Supplied with Trusses	
Refused treatment	
Absconded	
Sent to Fever House	
Sent to Convales. Inst.	
In-Patients made Out	271	40	96	
Out-Patients made In	160	37	23	
Accidents	144	7	
Emergencies	23	98	
Remaining on the Books	70	680	77	260	50	188	20	217	
Average number of Patients	70.8 (of staff 20.80)	70	
Do. do. of days on Books	
Do. rate of Mortality per cent.	2.82	372	2.32	3.69	
Proportion of In to Out Patients	1 to 3.81	1 to 2.14	1 to 3.71	1 to 5.94	1 to 13.51	
Average Cost per In-Patient	£2 17 11.27	£3 0 11.17	£2 19 11.04	£3 7 6.26	£1 9 8.94	
Do. do. per Out-Patient	0 5 11.379	0 9 2.5632	0 6 1.0329	0 3 0.414	0 1 0.4785	

	41. TAUNTON and SOMERSET HOSPITAL, TAUNTON.		42. SOUTH STAFFORD- SHIRE GENERAL HOSPITAL, WOLVERHAMPTON.		43. UNITED HOSPITAL, BATH.		44. SOUTH HANTS INFIRMARY, SOUTHAMPTON.		45. SUSSEX COUNTY HOSPITAL, BRIGHTON.		MEDICAL STAFF, AND REMARKS.
	90 Beds.		100 Beds.		120 Beds.		67 Beds		165 Beds.		
	In.	Out.	In.	Out.	In.	Out.	In.	Out.	In.	Out.	
Patients	741	1886	693	6355	1025	9961	579	3675	1268	6433	41. TAUNTON. 2 Physicians. 1 Consulting Surgeon. 3 Surgeons. 2 Secretaries. Chaplain. House Surgeon. Matron. Water.
Home	175	1794	777	
Casualties and Dental	175	1794	413 ³	
Total Number	916	4596	7048	12,176	4254	7701	
Discharged Cured	776	342	561	2615	164	2538	840	42. WOLVERHAMPTON. 1 Consulting Physician. 2 Physicians. 3 Surgeons. Chaplain. House Surgeon. Secretary. Matron. Dispenser. 12 Wards—average cubic space 800 cubic feet. Floors of deal and oak. Deal floors scoured. Oak floors scoured once in six weeks, and then polished with Calais sand and bees-wax. Mr Kough, the resident medical officer, states that the dry process is infinitely superior to wet scrubbing. Of water-closets and baths, there are seven in the twelve Wards. They join the Wards and are well ventilated. Open fires are used. Water supply constant and good. Bedsteads of iron. Waterproof sheeting used on each bed. No distinct diet tables kept. The medical officers are
Relieved	160	305	585	85	553	152	
Not Relieved	7	32	
Died	25	60	85	98	26	33	68	
Incurable	11	12	25	9	
Improper Cases	
Irregularity	5	21	11	
At own request	45	35	
Unable to attend	
Time expired	21	
Renewed	40	
No report of	7840	
Expelled	
Cured by Operation	
Supplied with Trusses	
Refused treatment	
Absconded	
Sent to Fever House	
Sent to Convales. Inst.	
In-Patients made Out	
Out-Patients made In	
Accidents	175	1794	290	3199	87	
Emergencies	70	59	
Remaining on the Books	66	65½	71	128½	
Average number of Patients	44	
Do. do. of days on Books	4-49	
Do. rate of Mortality per cent.	8-66	8-29	1 to 6-34	5-36	
Proportion of In to Out Patients	1 to 4-01	1 to 9-17	1 to 10-87	1 to 6-34	1 to 5-07	
Average cost per In-Patient	£1 11 8-16	£2 16 4-28	£2 16 4-37	£3 0 7-42	£3 6 7-54	
Do. do. per Out-Patient	0 2 9-498	0 3 4-7622	0 2 11-5793	0 3 4-9880	0 6 2-0871	

Average cost per Bed, exclusive of Out-Patients	£16 2 5-27	£19 10 6-63	£24 1 5-33	£26 3 10-22	£25 10 2-54	
Total Expenses	1964 12 3	3032 2 3½	4541 15 4	2382 10 7	6210 1 10	
Total Salaries and Wages	386 3 9½	602 2 11	942 12 11	321 12 3	1295 9 4	
House Surgeon	100 0 0		50 0 0	100 0 0	
Secretary	20 0 0		100 0 0	
Assistant House Surgeon	542 2 11	80 0 0*	
Dispenser	100 0 0	
Matron	59 19 0		50 0 0	63 0 0	
Chaplain	60 0 0	100 0 0	
Nurses and Servants	206 4 9½	with Officers' a/c.	221 12 3	752 9 4	
Household Expenses	1314 15 10½	1758 5 4	1254 17 3	
Butcher	388 9 9	1133 10 4	
Baker	151 6 0	308 3 7	
Grocer	142 4 5	540 2 0	
Tea, Coffee, Cocoa, &c.	
Sugar	3045 lbs.	
Butter	3720 lbs.	
Cheese	1276 lbs.	
Eggs	
Fish	60 2 7	
Vegetables	32 19 8½	29 17 1s	129 5 10	
Milk	138 16 10½	96 4 0	
Oatmeal	
Poultry	82 2 8	
Beer	83 15 9	129 16 0	
Porter	117 13 0	
Wines	85 3 10	130 9 2	
Spirits	103 4 6	53 0 0	
Drugs	
Spirits of Wine	403 12 7½	
Quinine	862 8 3	322 8 9	521 18 6	
Cod-Liver Oil	232 15 9½	75 7 11	31 10 4	
Surgical Instruments & Repairs	10 7 6	
Trusses and other Apparatus	
Lint	
Plasters & Druggists' Sundries	102 19 8	238 19 4	572 6 0	115 16 11	393 4 5	
Fuel and Gas	159 14 1	238 7 4½	406 2 10	144 7 9	464 10 1	
Furniture and Repairs	22 10 2	105 10 1½	50 18 11	160 11 0	
Advertising, Printing, Postage, &c.	10 0 0¹	24 18 8	with Fuel, Gas, a/c.	with Household a/c.	80 0 0²	
Washing	

[illegible]

Average Cost per Bed, exclusive of Out-Patients.	£17	0	2	3	1	£15	17	2	19	£25	14	1	0	£16	4	6	5	4	3	Physicians.
Total Expenses	2	6	0	3	6	11	4	2	1	1	1	6	6	3	1	3	0	8	6	3
Total Salaries and Wages	439	5	8							612	8	11		596	19	10				3
House Surgeon	107	10	0											140	0	0				3
Secretary														70	0	0 ⁹				2
Assistant House Surgeon														6	6	0 ¹⁰				2
Dispenser	25	0	0																	House Surgeon Apothecary.
Matron	60	0	0																	Secretary.
Chaplain	50	0	0																	Matron.
Nurses and Servants	196	15	8																	Dispenser.
Household Expenses	464	5	0																	Assistant Dispenser.
Butcher	107	11	10																	⁹ £66, 12s. to late Secretary.
Baker	129	11	0																	⁴ Assistant Dispenser.
Grocer																				³ With Matron's Incidental.
Tea, Coffee, Cocoa, &c.																				48. CHICHESTER.
Sugar	68	14	5																	2
Butter	18	8	7																	2
Cheese	8	18	6																	Physicians.
Eggs	24	15	4																	2
Fish	58	16	2																	Surgeons.
Vegetables	67	18	6																	Chaplain.
Milk	5	0	6																	House Surgeon and Secretary.
Oatmeal	with Fish a/c.																			Assist. House Surgeon.
Poultry	61	2	0																	Matron.
Beer	20	5	0																	49. BRADFORD.
Porter	62	5	0																	1
Wines	197	3	0																	Consulting Physician.
Spirits	6	12	0																	2
Drugs																				Physicians.
Spirits of Wine																				2
Quinine																				Consulting Surgeons.
Cod-Liver Oil	22	10	0																	4
Surgical Instruments & Repairs	49	13	6																	Surgeons.
Trusses and other Apparatus	20	5	6																	Honorary Secretary.
Lint	16	2	0																	House Surgeon
Plasters & Druggists' Sundries	72	13	0 ¹																	Assist. House Surgeon.
Fuel and Gas	173	9	0																	Dispenser.
Furniture and Repairs	369	8	11 ²																	Matron.
Advertising, Printing, Postage, &c.	49	5	6																	Secretary & Collector.
Washing	31	16	6																	⁶ In and Out together.

(over.)

	51. GENERAL INFIRMARY, AYLESBURY.		52. WARNEFORD GEN. BATHING INSTITUT. & LEAM. HOSPITAL, LEAMINGTON.		53. HOSPITAL, YARMOUTH.		54. HUDDERSFIELD and UPPER AGERIGG INFIRMARY, HUDDERSFIELD.		55. WEST HERTS INFIRMARY, HEMEL HAMPSDED.		MEDICAL STAFF, AND REMARKS.
	50 Beds.		60 Beds.		30 Beds.		60 Beds.		33 Beds.		
	In.	Out.	In.	Out.	In.	Out.	In.	Out.	In.	Out.	
Patients	186	648									
Home											
Casualties and Dental											
Total Number	834										
Discharged Cured . . .	45	271	64	451	82	755	113	3167	130	569	
Relieved	76	237	188	704	24	169		803	65	105	
Not Relieved	8										
Died	6	2	6	35	5	6	37	157	9	20	
Incurable	2		7	18			9	6	2	1	
Improper Cases							3	18	2		
Irregularity											
At own request											
Unable to attend . . .	10				7		13	79	4	23	
Time expired										12	
Renewed										394 ^s	
No Report of							69				
Expelled	3					43					
Cured by Operation . .											
Supplied with Trusses			1 ²	23						91	
Refused Treatment . .											
Absconded					3		2				
Sent to Fever House . .											
Sent to Convales. Inst.											
In-Patients made Out	11				10	20	171	32	12	28	
Out-Patients made In		1	23	98							
Accidents											
Emergencies											
Remaining on the Books .	25	137									
Average number of Patients											
Do. do. of days on Books											
Do. rate of Mortality per cent.											
Proportion of In to Out Patients											
Average Cost per In-Patient . .	£3 5	218	£3 3	1131	£2 19	814	£2 8	827	£3 17	551	
Do. do. per Out-Patient . .	0 8	5269	0 6	0659	0 4	6802	0 2	81395	0 4	8773	

Average Cost per Bed, exclusive of Out-Patients	£12	2	5-72	£16	6	4-61	£14	10	5-23	£18	2	8-83	£28	17	5-11
Total Expenses	880	12	4	1422	1	5	698	18	7	1878	14	1	1340	18	9
Total Salaries and Wages	257	3	9	306	9	2	193	2	3	442	1	5	236	3	0
House Surgeon	73	0	0	70	0	0	100	0	0						
Secretary	30	0	0	30	0	0									
Assistant House Surgeon															
Dispenser				15	0	0				220	10	10			
Matron	48	0	0	31	10	0									
Chaplain															
Nurses and Servants	106	3	9	159	19	2	93	2	3	221	10	7			
Household Expenses							221	13	4				571	17	4
Butcher	168	0	3							229	5	4			
Baker	73	3	4	102	8	10				124	5	6			
Grocer	17	2	7	48	1	1				72	19	10			
Tea, Coffee, Cocoa, &c.										27	5	7			
Sugar															
Butter	27	2	4												
Cheese	3	0	0												
Eggs	3	14	5												
Fish															
Vegetables	12	8	11	16	17	10									
Milk	25	10	2	19	12	5				54	13	1			
Oatmeal				77	2	5				125	6	2			
Poultry															
Beer	15	15	0												
Porter	22	4	0	24	3	0									
Wines	18	5	1	46	11	3							142	6	3
Spirits															
Drugs	63	3	7	160	12	10									
Spirits of Wine															
Quinine	11	16	8	37	3	0									
Cod-Liver Oil															
Surgical Instruments & Repairs															
Trusses and other Apparatus															
Lint															
Plasters & Druggists' Sundries	0	13	5	14	18	8									
Fuel and Gas	85	16	10	95	13	4									
Furniture and Repairs	38	8	1	105	2	3									
Advertising, Printing, Postage, &c.	19	0	10	16	7	7									
Washing	3	14	0 ¹												
													</		

	56. ESSEX and COLCHESTER GENERAL HOS- PITAL, COLCHESTER.		57. COUNTY HOSPITAL, HUNTINGDON.		58. STAMFORD, RUTLAND, and GENERAL INFIR- MARY, STAMFORD.		59. TORBAY INFIRMARY and DISPENSARY, TORQUAY.		60. INFIRMARY, STOCKPORT.		MEDICAL STAFF, AND REMARKS.
	94 Beds.		34 Beds.		44 Beds.		40 Beds.		50 Beds.		
Patients	In.	Out.	In.	Out.	In.	Out.	In.	Out.	In.	Out.	56. COLCHESTER. 1 Consulting Physician. 1 Physician. 1 Consulting Surgeon. 3 Surgeons. Dentist. House Surgeon. Matron. Secretary.
Home	318	439	86	1044	98	472	64	1008	170	1308	
Casualties and Dental	81	16	111	62	741	6	722	57. HUNTINGDON. 1 Honorary Physician. 4 Medical Officers. House Surgeon. Honorary Secretary. Chaplain. Matron. Dispenser. 2 Nurses. New Wing building.
Total Number	
Discharged Cured	757	1257	1143	2665	4111	58. STAMFORD. 2 Physicians. 1 Consulting Surgeon. 4 Surgeons. House Surgeon and Secretary. Matron. Chaplain. 1 Sundries.
Relieved	
Not Relieved	59. STAMFORD. 2 Physicians. 1 Consulting Surgeon. 4 Surgeons. House Surgeon and Secretary. Matron. Chaplain. 1 Sundries.
Died	
Incurable	60. STAMFORD. 2 Physicians. 1 Consulting Surgeon. 4 Surgeons. House Surgeon and Secretary. Matron. Chaplain. 1 Sundries.
Improper Cases	
Irregularity	61. STAMFORD. 2 Physicians. 1 Consulting Surgeon. 4 Surgeons. House Surgeon and Secretary. Matron. Chaplain. 1 Sundries.
At own request	
Unable to attend	62. STAMFORD. 2 Physicians. 1 Consulting Surgeon. 4 Surgeons. House Surgeon and Secretary. Matron. Chaplain. 1 Sundries.
Time expired	
Renewed	63. STAMFORD. 2 Physicians. 1 Consulting Surgeon. 4 Surgeons. House Surgeon and Secretary. Matron. Chaplain. 1 Sundries.
No report of	
Expelled	64. STAMFORD. 2 Physicians. 1 Consulting Surgeon. 4 Surgeons. House Surgeon and Secretary. Matron. Chaplain. 1 Sundries.
Cured by Operation	
Supplied with Trusses	19	65. STAMFORD. 2 Physicians. 1 Consulting Surgeon. 4 Surgeons. House Surgeon and Secretary. Matron. Chaplain. 1 Sundries.
Refused treatment	
Absconded	66. STAMFORD. 2 Physicians. 1 Consulting Surgeon. 4 Surgeons. House Surgeon and Secretary. Matron. Chaplain. 1 Sundries.
Sent to Fever House	
Sent to Convales. Inst.	67. STAMFORD. 2 Physicians. 1 Consulting Surgeon. 4 Surgeons. House Surgeon and Secretary. Matron. Chaplain. 1 Sundries.
In-Patients made Out	57	
Out-Patients made In	68. STAMFORD. 2 Physicians. 1 Consulting Surgeon. 4 Surgeons. House Surgeon and Secretary. Matron. Chaplain. 1 Sundries.
Accidents	
Emergencies	69. STAMFORD. 2 Physicians. 1 Consulting Surgeon. 4 Surgeons. House Surgeon and Secretary. Matron. Chaplain. 1 Sundries.
Remaining on the Books	
Average number of Patients	45	26.43 (staff 7.79)	70. STAMFORD. 2 Physicians. 1 Consulting Surgeon. 4 Surgeons. House Surgeon and Secretary. Matron. Chaplain. 1 Sundries.
Do. do. of days on Books	5.66	
Do. rate of Mortality per cent	1 to 1.38	4.23	4.54	5.16	9.68	71. STAMFORD. 2 Physicians. 1 Consulting Surgeon. 4 Surgeons. House Surgeon and Secretary. Matron. Chaplain. 1 Sundries.
Proportion of In to Out Patients	1 to 4.90	1 to 3.72 ¹	1 to 16.19	1 to 17.11	
Average Cost per In-Patient	£4 5 0 24	£3 18 9.32	£4 11 4.91	£4 2 7.85	£3 14 7.29	72. STAMFORD. 2 Physicians. 1 Consulting Surgeon. 4 Surgeons. House Surgeon and Secretary. Matron. Chaplain. 1 Sundries.
Do. do. per Out-Patient	0 13 1.964	0 7 11.826	0 10 9.71	0 3 7.638	0 3 3.0846	

Average Cost per Bed, exclusive of Out-Patients.	£14	7	7·46	£24	13	6·17	£25	2	9·04	£16	0	3·45	£16	18	8·66	59. TORQUAY.
Total Expenses	1640	16	4	1255	16	4	1593	0	2	1096	19	1	1479	6	5½	2 Honorary Consulting Physicians.
Total Salaries and Wages	342	2	4	264	0	3	309	19	6	193	19	0	330	4	5½	3 Honorary Physicians.
House Surgeon	60	0	0	95	0	0	1 Honorary Consulting Surgeon.
Secretary	3 Honorary Surgeons.
Assistant House Surgeon	13	0	0	6	5	0	1 Hon. Dental Surgeon.
Dispenser	40	0	0	30	0	0	Honorary Secretary.
Matron	House Surgeon and
Chaplain	151	0	3	62	14	0	Secretary.
Nurses and Servants	545	1	7½	Dispenser.
Household Expenses	268	19	8	193	6	11	286	14	2	210	14	2	Matron.
Butcher	96	4	9	57	12	10	64	2	5	49	18	4	19 of these from Scarlet
Baker	94	10	7	99	19	10	72	15	0	35	6	4	Fever.
Grocer	
Tea, Coffee, Cocoa, &c.	
Sugar	63	9	10	41	8	4	with Milk a/c.			
Butter	39	18	6	with Milk a/c.			
Cheese	with Butter a/c.			with Milk a/c.			60. STOCKPORT.
Eggs	9	4	6	9	14	0	with Butcher's a/c.			1 4 5			Honorary Secretary.
Fish	12	2	6	19 11 1			2 Physicians.
Vegetables	17	1	3	36	1	11	54 4 2			2 Consulting Surgeons.
Milk	29	17	4	24	3	2	4 Surgeons.
Oatmeal	with Fish a/c.			House Surgeon.
Poultry	Assist. House Surg.
Beer	81	12	0	67	17	4	96	11	3	42 3 6			Matron.
Porter	3 Made Home Patients.
Wines	88	4	0	66	4	0	76	10	3	35 18 9			100	3	6	4 Water rate.
Spirits	
Drugs	
Spirits of Wine	187	16	10	
Quinine	98	4	5	
Cod-Liver Oil	
Surgical Instruments & Repairs	18	19	10	21	15	11	270	12	4	2 7 6			43	18	11	
Trusses and other Apparatus	
Lint	
Plasters & Druggists' Sundries	
Fuel and Gas	84	4	0	75	13	0	39	7	6	48 10 11			45	3	10	
Furniture and Repairs	239	10	4	79	3	7	107	2	0	72 13 5			68	6	10	
Advertising, Printing, Postage, &c.	38	18	4	28	4	10	37	3	1	33 14 6			65	17	9	
Washing	37	1	11	35	12	4 ¹	22 13 6			73	3	6	
													10	10	0 ⁴	

	61. BOROUGH HOSPITAL, BIRKENHEAD.		62. ROYAL DISPENSARY and INFIRMARY, WINDSOR.		63. GENERAL HOSPITAL and DISPENSARY, CHELTENHAM.		64. ROYAL ISLE OF WIGHT INFIRMARY, RYDE.		65. GENERAL INFIRMARY, HERTFORD.		MEDICAL STAFF, AND REMARKS.
	50 Beds.		16 Beds.		90 Beds.		20 Beds.		35 Beds.		
	In.	Out.	In.	Out.	In.	Out.	In.	Out.	In.	Out.	
Patients	130	4084	114	3750	550	5567	129	857	145	824	61. BIRKENHEAD. 4 Consulting Surgeons. 1 Physician. 3 Surgeons. House Surgeon and Apothecary. Collector. Dentist. Secretary. 1 Of whom 13 died. 62. WINDSOR. 3 Honorary Surgeons. House Surgeon. Secretary & Collector. Matron. 2 Two hopeless on admis- sion. 63. CHELTENHAM. 2 Consulting Physicians. 1 Consulting Surgeon. 2 Physicians for Hos- pital. 4 Physicians for Dis- pensary. 2 Surgeons for Hospital. 4 Surgeons for Dispens- ary. Surgeon Dentist. Chaplain (paid from special fund.) Resident Surgeon.
Home		1017		600		1379					
Casualties and Dental											
Total Number	5231		4464		7496		986		969		
Discharged Cured					302	3206	68	640	76	474	
Relieved					109	875	17	23	49	103	
Not Relieved			11 ²								
Died					17	68	9	33	3	6	
Incurable					5		3				
Improper Cases					2 ³	8 ⁴					
Irregularity					6	9	2				
At own request					34	5	4				
Unable to attend								21			
Time expired							5	17			
Renewed						1232					
No report of										68	
Expelled											
Cured by Operation											
Supplied with Trusses						127					
Refused Treatment											
Absconded											
Sent to Fever House											
Sent to Convales. Inst.							2	8			
In-Patients made Out						37					
Out-Patients made In	111 ¹				111				27		
Accidents	19								17	241	
Emergencies											
Remaining on the Books					58						
Average number of Patients					38½	3·09					
Do. do. of days on Books											
Do. rate of Mortality per cent.					1 to 12·62		6·97		2·07		
Proportion of In to Out Patients			1 to 38·15				1 to 6·64		1 to 5·68		
Average cost per In-Patient	£5 0 11·21		£5 2 8·18		£2 14 2·39		£4 16 6·52		£4 12 6·95		
Do. do. per Out-Patient	0 1 5·5538		0 2 6·1018		0 2 11·7111		0 6 6·962		0 7 11·998		

[illegible]

	66. ROYAL INFIRMARY and DISPENSARY, MANCHESTER.			67. TOWN and DISTRICT HOSPITAL, NEWARK.			68. INFIRMARY and DISPENSARY, BOLTON.			69. DISPENSARY and INFIRMARY, GRAVESEND.			70. GENERAL HOSPITAL, STROUD.			MEDICAL STAFF, AND REMARKS.	
	231 Beds.			22 Beds.			20 Beds.			15 Beds.			20 Beds.				
	In.	Out.		In.	Out.		In.	Out.		In.	Out.		In.	Out.			
Patients	2104 ¹	27,299		98	126		110	1925		71	1158		51	358		66. MANCHESTER.	
Home	3,327		2114			2 Consulting Physicians.	
Casualties and Dental		6 Physicians.	
Total Number	32,730			224			4149			1229			409			1 Consulting Surgeon.	
Discharged Cured	270	18,995			80	3124		38	720			6 Surgeons.	
Relieved	54	3,278			16	35		18	204			3 Dispensary Surgeons.	
Not Relieved		2 Visiting Apothecaries	
Died	261	279			4	148 ⁷		8	7			Chaplain.	
Incurable	20	283			Resid. Medical Officer.	
Improper Cases	7	614			House Surgeon.	
Irregularity	54	846		26			Junior House Surg.	
At own request	100	425			3 Physicians' Assist-	
Unable to attend		ants.	
Time expired		Matron.	
Renewed		Secretary.	
No report of	106		98			Collector.	
Expelled		5 House Stewards.	
Cured by Operation		¹ Including 205 Fever	
Supplied with Trusses		Ward Patients, of whom	
Refused Treatment		26 died.	
Absconded		² To Workhouse.	
Sent to Fever House	1	99			³ Made Home Patients.	
Sent to Convales. Inst.	8 ²	827		36 ⁸			⁴ Linseed meal for poul-	
In-Patients made Out	1092	1346			tices.	
Out-Patients made In	204 ³	281			67. NEWARK.	
Accidents	674	4410			2 Physicians.	
Emergencies		3 Surgeons.	
Remaining on the Books	213	2478			House Surgeon and	
Average number of Patients	393 ⁹			Secretary.	
Do. do. of days on Books		Collector.	
Do. rate of Mortality per cent.		Housekeeper & Nurse.	
Proportion of In to Out Patients		⁵ Including sundries.	

Average cost per Bed, exclusive of Out-Patients	£31 12 4	£14 15 10	£19 16 10	£24 16 10	£8 11 10	68. BOLTON.
Total Expenses	11,958 16 3	392 10 8	983 4 11	630 11 5	311 13 5	6 Medical Officers. House Surgeon. Assistant House Surgeon.
Total Salaries and Wages	2500 15 0	73 9 8	285 11 8	192 10 0	40 0 10	Collector. Housekeeper. Nurse. Dispenser. Secretary. 1 Servant.
House Surgeon			120 0 0	105 0 0	no House Surgeon	
Secretary			21 0 0			
Assistant House Surgeon			80 0 0			
Dispenser			18 3 6 ¹⁰			
Matron					no Matron, only a Nurse and Servant	
Chaplain						
Nurses and Servants						
Household Expenses			46 8 2	87 10 0		
Butcher			292 17 8	225 10 7		
Baker					41 4 0	* 146 were Home Pats. * Sent to Union.
Grocer					9 2 11	* 202 Home Patients; 191 Out-Patients. ¹⁰ Housekeeper.
Tea, Coffee, Cocoa, &c.					22 18 10	
Sugar						
Butter						
Cheese						
Eggs						
Fish						
Vegetables						
Milk						
Oatmeal						
Poultry						
Beer						
Porter						
Wines						
Spirits						
Drugs						
Spirits of Wine						
Quinine						
Cod-Liver Oil						
Surgical Instruments & Repairs						
Trusses and other Apparatus						
Lint						
Plasters & Druggists' Sundries						
Fuel and Gas						
Furniture and Repairs						
Advertising, Printing, Postage, &c.						
Washing						

	71. INFIRMARY, BRIDGENORTH.		72. ROYAL INFIRMARY and DISPENSARY, WEYMOUTH.		73. INFIRMARY, KIDDERMINSTER.		74. DEVONSHIRE HOS- PITAL and BUXTON BATH CHARITY, BUXTON.		75. HOSPITAL and DISPENSARY, DOVER.		MEDICAL STAFF, AND REMARKS.
	5 Beds.		10 Beds.		12 Beds.		100 Beds.		16 Beds.		
	In.	Out.	In.	Out.	In.	Out.	In.	Out.	In.	Out.	
Patients	18	1312		483	37	1173	874	145	82	2088	71. BRIDGENORTH. 2 Consulting Physicians. 2 Consulting Surgeons. 2 Surgeons. House Surgeon. Secretary. Matron. 1 Small bills.
Home	
Casualties and Dental	
Total Number	1330		523		1210		1019		2170		
Discharged Cured.	9	1141	27	383	650		779	129	36	1064	
Relieved	6	110	5	35	465		20	367	72. WEYMOUTH. 1 Consulting Physician. 1 Consulting Surgeon. 1 Surgeon. Secretary. Dispenser. Matron.
Not Relieved		76	3	
Died	1	33	3	3	45		2	1	6	65	
Incurable	1	1	
Improper Cases		1	1	1	
Irregularity	73. KIDDERMINSTER. 1 Consulting Physician. 3 Surgeons. Hon. Chaplain. House Surgeon and Secretary. Matron. Collector. * Including Out-Patients.
At own request	
Unable to attend		2	1	
Time expired	
Renewed	10	202	
No report of	74. KIDDERMINSTER. 1 Consulting Physician. 3 Surgeons. Hon. Chaplain. House Surgeon and Secretary. Matron. Collector. * Including Out-Patients.
Expelled	
Cured by Operation	
Supplied with Trusses	
Refused Treatment	
Absconded	75. KIDDERMINSTER. 1 Consulting Physician. 3 Surgeons. Hon. Chaplain. House Surgeon and Secretary. Matron. Collector. * Including Out-Patients.
Sent to Fever House.	
Sent to Convales. Inst.	
In-Patients made Out	1	2	1	15	
Out-Patients made In	
Accidents	76. KIDDERMINSTER. 1 Consulting Physician. 3 Surgeons. Hon. Chaplain. House Surgeon and Secretary. Matron. Collector. * Including Out-Patients.
Emergencies	
Remaining on the Books	
Average number of Patients	
Do. do. of days on Books	
Do. rate of Mortality per cent.	77. KIDDERMINSTER. 1 Consulting Physician. 3 Surgeons. Hon. Chaplain. House Surgeon and Secretary. Matron. Collector. * Including Out-Patients.
Proportion of In to Out Patients	
Average Cost per In-Patient	£1 9 0	755	£2 2 1	575	£4 14 11	67	£2 3 3	41	£4 17 3	
Do. do. per Out-Patient	0 2 3	285	0 4 10	242	0 3 2	726	0 11 7	394	0 2 10	626	

Average Cost per Bed, exclusive of Out-Patients	5	4	7-52	£8	8	6-30	£14	12	10	£18	18	4-69	£24	18	4-87	74. Buxton. 4 Honorary Medical Officers. Chaplain. Master and Secretary. Matron. 75. Dover. 2 Physicians. 3 Surgeons. Surgeon Dentist. Resident Medical Officer. Secretary. Lady Superintendent. a Discharged to Parish. 4 House and miscellaneous expenses.
Total Expenses	£176	6	3½	201	9	5	365	19	5	1976	3	5	700	5	9	
Total Salaries and Wages	105	6	0	33	9	6	128	6	0	441	15	11	187	3	0	
House Surgeon	70	0	0	100	0	0	
Secretary	5	16	0	
Assistant House Surgeon	
Dispenser	5	0	0	
Matron	35	0	0	20	0	0	22	10	0	
Chaplain	
Nurses and Servants	0	6	0	8	9	6	
Household Expenses	18	9	7½	70	18	4	116	0	0	1135	1	4	267	5	4	
Butcher	
Baker	
Grocer	
Tea, Coffee, Cocoa, &c.	
Sugar	
Butter	
Cheese	
Eggs	
Fish	
Vegetables	
Milk	
Oatmeal	
Poultry	
Beer	
Porter	
Wines	
Spirits	5	8	0	
Drugs	
Spirits of Wine	
Quinine	
Cod-Liver Oil	
Surgical Instruments & Repairs	
Trusses and other Apparatus	
Lint	
Plasters & Druggists' Sundries	
Fuel and Gas	
Furniture and Repairs	5	10	8	
Advertising, Printing, Postage, &c.	5	9	2	7	19	4	5	13	9	
Washing	1	1	10½	

	76. EAST SUSSEX, HASTINGS, and ST LEONARDS INFIRMARY, HASTINGS.		77. SALFORD and PENDLETON ROYAL HOSPITAL and DISPENSARY, SALFORD.		78. INFIRMARY, STRATFORD-ON-AVON.		79. TEIGNMOUTH, DAWLISH, & NEWTON INFIRMARY & DISPENSARY, TEIGNMOUTH.		80. WEST KENT GENERAL HOSPITAL, MAIDSTONE.		MEDICAL STAFF, AND REMARKS.
	22 Beds.		10 Beds.		18 Beds.		18 Beds.		30 Beds.		
	In.	Out.	In.	Out.	In.	Out.	In.	Out.	In.	Out.	
Patients	135	938	69	3986	96	859	56	1094	183	3082	
Home.	2294	
Casualties and Dental	1306	
Total Number	1073	7655	955	1150	3265	76. HASTINGS. Chaplain. 1 Physician Extraordinary. 2 Physicians. 1 Surgeon Extraordinary. 2 Surgeons. 2 Assistant Surgeons. Dentist. Secretary. Dispenser. Matron. Collector.
Discharged Cured	61	409	52	5764	32	424	15	575	92	2441	
Relieved	55	382	419	48	232	18	364	53	
Not Relieved	8	
Died	5	11	71	2352	4	22	2	4	12	
Incurable	5	3	4	
Improper Cases	
Irregularity	3	
At own request	1	3	9	
Unable to attend	26	
Time expired	
Renewed	66	
No report of	1	
Expelled	
Cured by Operation	
Supplied with Trusses	216	
Refused Treatment	
Absconded	2	
Sent to Fever House	1 ^s	
Sent to Convales. Inst.	1	
In-Patients made Out	4	420 ¹	16	
Out-Patients made In	224 ⁴	18	8	47	
Accidents	
Emergencies	
Remaining on the Books	14	136	6	719	7	127	18	449	13	417	1 Two dying when admitted. 2 214 Home Patients. 3 Home made Out Patients. 4 Made Home Patients.
Average number of Patients	
Do. do. of days on Books	
Do. rate of Mortality per cent.	370	1014	417	354	655	
Proportion of In to Out Patients	1 to 6.94	1 to 109.94	1 to 8.94	1 to 19.53	1 to 16.84	
Average cost per In-Patient	£3 18 9.4	£3 0 8.84	£2 17 0.80	£5 0 5.73	£4 13 3.97	
Do. do. per Out-Patient	0 6 2.282	0 2 3.7834	0 4 3.875	0 2 7.971	0 4 8.0358	

1 Two dying when admitted.
 2 214 Home Patients.
 3 Home made Out Patients.
 4 Made Home Patients.

Average Cost per Bed, exclusive of Out-Patients.	£24	3	5:31	£20	19	1:00	£15	4	4:27	£15	12	7:11	£28	9	3:83
Total Expenses.	830	2	1	1085	14	7	459	11	9	427	1	5½	1573	11	5
Total Salaries and Wages.	200	3	0	456	18	11	78	0	0	101	5	10	289	8	1
House Surgeon			100	0	0
Secretary	20	0	0			20	0	0
Assistant House Surgeon		
Dispenser	46	4	5			52	0	0		
Matron	35	0	0		
Chaplain	25	0	0		
Nurses and Servants	73	18	7			26	0	0			169	8	1
Household Expenses		
Butcher	148	11	9½	29	13	0	63	13	1	157	13	6½	219	17	0
Baker	46	5	2½	16	14	6	25	8	2			41	8	4
Grocer	80	8	0½	39	1	0	26	3	3		
Tea, Coffee, Cocoa, &c.		
Sugar		
Butter		
Cheese		
Eggs		
Fish		
Vegetables		
Milk		
Oatmeal		
Poultry		
Beer		
Porter		
Wines		
Spirits		
Drugs		
Spirits of Wine		
Quinine		
Cod-Liver Oil		
Surgical Instruments & Repairs		
Trusses and other Apparatus		
Lint		
Plasters & Druggists' Sundries		
Fuel and Gas		
Furniture and Repairs		
Advertising, Printing, Postage, &c.		
Washing		

78. STRATFORD-ON-AVON.	£28	9	3:83
1 Physician.	1573	11	5
3 Surgeons.	289	8	1
Surgeon-Dentist.	100	0	0
Dispenser.	20	0	0
Chaplain.		
Secretary.		
* Sent to Union.		
* Garden Expenses.	169	8	1
		
	219	17	0
	41	8	4
		
		
		
		
		
		
		
		
		
		
		
		
		
		
		
		
		
		
		
		
		
		
		
		
		
		
		
		
		
		
		
		
		
		
		
		
		
		
		
		
		
		
		
		
		
		
		
		
		
		
		
		
		
		
		
		
		
		
		
		
		
		
		
		
		
		
		
		
		
		
		
		
		
		
		
		
		
		
		
		
		
		
		
		
		
		
		
		
		
		
		
		
		
		
		
		
		
		
		
		
		
		
		
		
		
		
		
		
		
		
		
		
		
		
		
		
		
		
		

12

	81. ST MARY'S HOSPITAL, MANCHESTER.		82. COVENTRY and WARWICKSHIRE HOSPITAL, COVENTRY.		83. DISPENSARY and INFIRMARY, PETERBOROUGH.		84. EAST CORNWALL HOSPITAL, BODMIN.		85. EAST SUFFOLK and IPSWICH HOSPITAL and DISPENSARY, IPSWICH.		MEDICAL STAFF, AND REMARKS.
	30 Beds.		26 Beds.		20 Beds.		12 Beds.		41 Beds.		
	In.	Out.	In.	Out.	In.	Out.	In.	Out.	In.	Out.	
Patients	82	5543	98	1276	81	3018	58	300	240	1030	81. MANCHESTER. 1 Honorary Consulting Physician. 1 Physician. 2 Consulting Surgeons. 6 Surgeons. 2 Visiting Apothecaries. 2 House Surgeons. Honorary Secretary. Matron. Collector. 1 For Sick Women and Children. 9s. 6d. paid by Home Patients for admis- sion at 1s. each.
Home	2984	942	
Casualties and Dental	
Total Number	8609	2316	3099	358	1270	
Discharged Cured	4825	44	396	2419	33	220	
Relieved	23	520	253	19	73	
Not Relieved	6	43	3	7	
Died	8	75 ^a	133	
Incurable	28	
Improper Cases	
Irregularity	2478	117	
At own request	Discharged Home Pa- tients, in- cluding 25 Twin cases	36	
Unable to attend	
Time expired	
Renewed	
No report of	6	101	
Expelled	
Cured by Operation	
Supplied with Trusses	103	
Refused treatment	1	
Absconded	
Sent to Fever House	10 ^a	
Sent to Convales. Inst.	
In-Patients made Out	11	
Out-Patients made In	
Accidents	10	
Emergencies	
Remaining on the Books	
Average number of Patients	
Do. do. of days on Books	8.16	4.29	
Do. rate of Mortality per cent.	1 to 22.63	1 to 37.25	1 to 5.17	1 to 4.29	
Proportion of In to Out Patients	1 to 103.98	
Average Cost per In-Patient	£3 3 4.13	£4 14 6.98	£2 18 0.93	£4 6 4.84	£4 2 7.64	
Do. do. per Out-Patient	0 2 6.7188	0 5 6.462	0 3 2.5905	0 9 4.488	0 8 7.2338	


Average Cost per Bed, exclusive of Out-Patients	£8 13 1-70	£17 16 6-03	£11 15 2-6	£20 17 7-41	£24 3 8-73	
Total Expenses	1351 1 6 ²	1077 13 5	720 9 10	391 3 7	1434 13 8	83. PETERBOROUGH.
Total Salaries and Wages	446 1 4	335 3 9	253 12 2	97 5 0	327 1 1	Honorary Secretary.
House Surgeon	96 12 0	107 10 0	112 4 2	1 Surgeon Extraordinary and Honorary Physician.
Secretary	73 11 1	27 12 3	1 Physician.
Assistant House Surgeon	84 6 8	1 Surgeon.
Dispenser	63 11 7	80 0 0	35 0 0	193 0 0	1 Consulting Surgeon.
Matron	52 0 0	35 0 0	Consulting Dentist.
Chaplain	1 House Surgeon and Secretary.
Nurses and Servants	76 0 0	120 1 6	71 8 0	134 1 1	Dispenser.
Household Expenses	358 16 9	378 14 10	179 1 11	Collector.
Butcher	32 15 10	242 16 9	Matron.
Baker	23 6 7	68 9 1	
Grocer	23 0 9	104 2 10	
Tea, Coffee, Cocoa, &c.	Sundries	
Sugar	24 3 7	
Butter	43 5 11	
Cheese	
Eggs	
Fish	
Vegetables	
Milk	
Oatmeal	
Poultry	
Beer	
Porter	
Wines	
Spirits	
Drugs	
Spirits of Wine	
Quinine	
Cod-Liver Oil	
Surgical Instruments & Repairs	
Trusses and other Apparatus	
Lint	
Plasters & Druggists' Sundries	
Fuel and Gas	
Furniture and Repairs	
Advertising, Printing, Postage, &c.	
Washing	

	86. SUNDERLAND and BISHOPWEARMOUTH INFIR. and DISPEN., SUNDERLAND.			87. HOSPITAL for WOMEN and CHILDREN, LEEDS.			88. EYE and EAR INFIRMARY, LIVERPOOL.			89. KENT COUNTY OPHTHALMIC HOSPITAL, MAIDSTONE.			90. GENERAL HOSPITAL and DISPENSARY for SICK CHILDREN, MANCHESTER.			MEDICAL STAFF, AND REMARKS.
	40 Beds.			45 Beds.			24 Beds.			33 Beds.			25 Beds.			
	In.	Out.		In.	Out.		In.	Out.		In.	Out.		In.	Out.		
Patients	250 ¹	1488		214	1015		212	7210 ²		292	2274		245	6030	86. SUNDERLAND. 2 Consulting Physicians. 2 Physicians. 4 Surgeons. House Surg. & Secy. Assist. House Surgeon. Collector. Matron. (Rebuilding.) 1 41 Fever Cases.	
Home Casualties and Dental	519			
Total Number	2581		1229		7422		2566		6275		
Discharged Cured	173	755			139	4061			
Relieved	20	312			62	630			
Not Relieved	Elastic			
Died	30	Stockings given to 50; Pessaries, 30; Knee Caps, 11; Steel Boots, 7.		6			19	304			
Incurable	6			
Improper Cases	10			
Irregularity		
At own request	15			
Unable to attend		
Time expired		
Renewed		
No report of		
Expelled	7		
Cured by Operation		
Supplied with Trusses	69			
Refused treatment		
Absconded		
Sent to Fever House		
Sent to Convales. Inst.		
In-Patients made Out		
Out-Patients made In		
Accidents	62	324			
Emergencies		
Remaining on the Books		
Average number of Patients		
Do. do. of Days on Books		
Do. rate of Mortality per cent.		
Proportion of In to Out Patients		
Average Cost per In-Patient		
Do. do. per Out-Patient		
		
		
		
		
		
		
		
		
		
		
		
		
		
		
		
		
		
		
		
		
		
		
		
		
		
		
		
		
		
						

Average Cost per Bed, exclusive of Out-Patients	£18 2 2-77	£7 12 5-88	£9 8 10-16	£19 2 1-12	£30 3 11-72	89. MAIDSTONE.
Total Expenses	1321 6 8	572 4 7	658 13 3	1029 8 10	1660 7 9	2 Consulting Physicians. 2 Consulting Surgeons.
Total Salaries and Wages	343 5 11	140 1 5	232 19 8	320 0 4	507 4 1	1 Surgeon. 1 Assistant Surgeon. Dentist. Resident Med. Officer. Matron. Secretary.
House Surgeon	319 Operations performed on Eye.
Secretary	Builder	
Assistant House Surgeon	12 6 10	
Dispenser	Solicitor	
Matron	31 1 6	
Chaplain	
Nurses and Servants	
Household Expenses	223 14 9-5	199 1 8	126 15 10	153 13 0	
Butcher	195 6 6	37 6 8	57 7 9	
Baker	55 8 9	80 13 10	96 4 1	
Grocer	122 13 2	
Tea, Coffee, Cocoa, &c.	Law charges	Matron's Book	
Sugar	8 18 0	136 7 9	
Butter	
Cheese	
Eggs	155 6 0	0 13 10	
Fish	15 17 7	
Vegetables	17 11 3	67 12 11	
Milk	
Oatmeal	
Poultry	
Beer	22 11 0	38 9 5	Rent	
Porter	150 0 0	
Wines	32 10 6	7 17 6	
Spirits	
Drugs	
Spirits of Wine	207 13 7	
Quinine	
Cod-Liver Oil	98 7 5	197 2 11	43 11 0	245 6 0	
Surgical Instruments & Repairs	
Trusses and other Apparatus	70 2 7	
Lint	
Plasters & Druggists' Sundries	
Fuel and Gas	19 15 1	10 15 5	55 2 9	114 8 7	
Furniture and Repairs	51 12 11	61 5 7	122 6 3	93 10 4	
Advertising, Printing, Postage, &c.	39 15 8	29 1 11	14 12 6	86 13 1	38 13 3	
Washing	5 5 0	32 11 2	

	91. DISPENSARY, NEWCASTLE-ON- TYNE.		92. DISPENSARY, CARLISLE.		MEDICAL STAFF, AND REMARKS.
	In.	Out.	In.	Out.	
Patients	4887	1820	91. NEWCASTLE-ON- TYNE. 1 Consulting Physician. 6 Physicians. 2 Surgeons. Resident Med. Officer. 1 Water rate.
Home	1250	
Casualties and Dental	10,118	
Total number	15,005	3070	
Discharged Cured	13,886	2412	92. CARLISLE. 1 Physician Extraordi- nary. 2 Physicians. 3 Surgeons. Surgeon-Dentist. Secretary & Treasurer. Resident Med. Officer. Collector. Compounder. * To Union.
Relieved	303	292	
Not Relieved	
Died	279	83	
Incurable	
Improper cases	
Irregularity	55	
At own request	
Unable to attend	
Time expired	
Renewed	
No report of	64	
Expelled	
Cured by Operation	
Supplied with Trusses	
Refused treatment	
Absconded	
Sent to Fever House	4	
Sent to Convales. Inst.	3	31*	
In-Patients made Out	
Out-Patients made In	
Accidents	
Emergencies	
Remaining on the Books	530	133	
Average number of Patients	
Do. do. of Days on Books	
Do. rate of Mortality per cent.	1,859	2,703	
Proportion of In to Out Patients	
Average Cost per In-Patient	
Do. do. per Out-Patient	£0 1 6.4645	£0 1 9.9801	

Average Cost per Bed, exclusive of Out-Patients
Total Expenses	£1154	8	4	£281 3 3
Total Salaries and Wages	449	17	6	105 10 11
House Surgeon
Secretary
Assistant House Surgeon
Dispenser
Matron
Chaplain
Nurses and Servants
Household Expenses
Butcher
Baker
Grocer
Tea, Coffee, Cocoa, &c.
Sugar
Butter
Cheese
Eggs
Fish
Vegetables
Milk
Oatmeal
Poultry
Beer
Porter
Wines
Spirits
Drugs
Spirits of Wine	495	16	4	6 16 9
Quinine
Cod-Liver Oil
Surgical Instruments & Repairs
Trusses and other Apparatus	22	4	1	89 6 0
Lint
Plasters & Druggists' Sundries	11	13	9.5	7 2 8
Fuel and Gas	34	14	6
Furniture and Repairs	52	15	6	14 7 3
Advertising, Printing, Postage, &c.	31	3	11	3 12 6
Washing	3	0	0 ¹	



STATISTICS
OF
WELSH HOSPITALS.

	93. INFIRMARY, SWANSEA.		94. GLAMORGANSHIRE & MONMOUTHSHIRE INFIR. & DISPEN., CARDIFF.		95. COUNTY & COUNTY of the BOROUGH of CARMARTHEN INF., CARMARTHEN.		96. CARNARVONSHIRE and ANGLESEA INFIR. and DISPEN., BANGOR. ²		MEDICAL STAFF, AND REMARKS.
	30 Beds.		40 Beds.		40 Beds.		18 Beds.		
	In.	Out.	In.	Out.	In.	Out.	In.	Out.	
Patients	183	3607	236	1870	176	1132	72	1874	93. SWANSEA.
Home	820	2 Consulting Physicians.
Casualties and Dental	18	147	2 Physicians.
Total number	4628		2106		1455		1946		2 Surgeons.
Discharged Cured	146	3108	176	1702	43	House Surgeon.
Relieved	19	Secretary.
Not Relieved	4	90	15	48	3	37	Dispenser.
Died	3	
Incurable	
Improper Cases	
Irregularity	
At own request	
Unable to attend	
Time expired	
Renewed	
No report of	
Expelled	94. CARDIFF.
Cured by Operation	2 Physicians.
Supplied with Trusses	18	169	2 Surgeons.
Refused treatment	House Surgeon.
Absconded	Accountant.
Sent to Fever House	Dispenser.
Sent to Convales. Inst.	Matron.
In-Patients made Out	1 Head Nurse.
Out-Patients made In	2 Under Nurses.
Accidents	
Emergencies	According to rules, persons receiving parish relief are not proper objects.
Remaining on the Books	218	635	4433	
Average number of Patients	1 to 24.28		1 to 7.91		1 to 7.26		416		95. CARMARTHEN.
Do. do. of Days on Books	£4 4 9.19		£4 3 2.41		£2 10 3.20		1 to 26.02		2 Physicians.
Do. rate of Mortality per cent.	0 2 0.4837		0 5 7.4658		0 5 1.6934		£4 10 0.69		2 Surgeons.
Proportion of In to Out Patients							0 3 1.2019		House Surgeon.
Average Cost per In-Patient									Secretary.
Do. do. per Out-Patient									

93. SWANSEA.

2 Consulting Physicians.
2 Physicians.
2 Surgeons.

House Surgeon.
Secretary.
Dispenser.

1 £28, 10s. for bringing the Gas into the House.
Beds now increased to 34. Three amputations (leg, arm, and penis), and operation for strangulated hernia, all successful.

94. CARDIFF.

2 Physicians.
2 Surgeons.

House Surgeon.
Accountant.
Dispenser.

Matron.

1 Head Nurse.

2 Under Nurses.

According to rules, persons receiving parish relief are not proper objects.

95. CARMARTHEN.

2 Physicians.
2 Surgeons.

House Surgeon.
Secretary.

Average Cost per Bed, exclusive of Out-Patients					96. BANGOR.				
Total Expenses					1 Consulting Physician. 1 Consulting Surgeon. 2 Surgeons. House Surgeon. Honorary Secretary.				
Total Salaries and Wages					Persons receiving parish relief are not admitted, and the receipt of such relief is a disqualification after admission.				
House Surgeon					* Report for 1859.				
Secretary									
Assistant House Surgeon									
Dispenser									
Matron									
Chaplain									
Nurses and Servants									
Household Expenses									
Butcher									
Baker									
Grocer									
Tea, Coffee, Cocoa, &c.									
Sugar									
Butter									
Cheese									
Eggs									
Fish									
Vegetables									
Milk									
Oatmeal									
Poultry									
Beer									
Porter									
Wines									
Spirits									
Drugs									
Spirits of Wine									
Quinine									
Cod-Liver Oil									
Surgical Instruments & Repairs									
Trusses and other Apparatus									
Lint									
Plasters & Druggists' Sundries									
Fuel and Gas									
Furniture and Repairs									
Advertising, Printing, Postage, &c.									
Washing									

	£25	17	0	90	£24	10	10	67	£11	1	2	10	£18	0	2	77
Total Expenses	1229	1	5		1507	9	0		771	2	5		614	13	10	
Total Salaries and Wages	289	19	6		285	14	0		204	11	11		91	6	0	
House Surgeon	100	0	0		100	0	0		100	0	0					
Secretary	58	10	4		23	1	6		42	17	3					
Assistant House Surgeon																
Dispenser	31	5	0		30	0	0									
Matron	25	0	0		30	0	0		20	0	0					
Chaplain																
Nurses and Servants	75	4	2		102	12	6		41	14	8					
Household Expenses	562	13	9						301	13	0					
Butcher					300	18	1						80	5	7	
Baker					86	18	10						45	4	9	
Grocer					41	15	0						32	16	10	
Tea, Coffee, Cocoa, &c.																
Sugar																
Butter					13	17	7						24	6	10	
Cheese																
Eggs					19	8	1									
Fish																
Vegetables																
Milk					18	10	9									
Oatmeal					65	11	8									
Poultry																
Beer																
Porter																
Wines																
Spirits																
Drugs																
Spirits of Wine																
Quinine																
Cod-Liver Oil																
Surgical Instruments & Repairs																
Trusses and other Apparatus																
Lint																
Plasters & Druggists' Sundries																
Fuel and Gas																
Furniture and Repairs																
Advertising, Printing, Postage, &c.																
Washing																

	97. PEMBROKE & HAVERFORDWEST INFIRMARY, HAVERFORDWEST.	98. ABERYSTWTH INF. & CARDIGANSHIRE GENERAL HOSP., ABERYSTWTH.	99. BRECKNOCK COUNTY & BOROUGH GENERAL INFIRM- ARY, BRECON.	MEDICAL STAFF, AND REMARKS.
	10 Beds.	14 Beds.	12 Beds.	
	In. Out.	In. Out.	In. Out.	
Patients	140 814	54 333	88 1909	
Home	
Casualties	
Total Number	954	387	1997	97. HAVERFORDWEST.
Discharged Cured		250	{ 71	3 Consulting Physicians.
Relieved		91	2 Consulting Surgeons.
Not Relieved	2	4 Surgeons.
Died	3	2 Honorary Secretaries.
Incurable	Acting Secretary.
Improper Cases	Dispenser.
Irregularity	Matron.
At own request	
Unable to attend	
Time expired	
Renewed	Six cases of Lithotomy, all successful.
No report of	Proceeds of Bazaar held in Market Hall in November 1863,
Expelled	2	£191, 8s. 10d.
Cured by Operation	
Supplied with Trusses	
Refused treatment	
Absconded	98. ABERYSTWTH.
Sent to Fever House	
Sent to Convales. Inst.	1 Physician.
In-Patients made Out	2 Surgeons.
Out-Patients made In	Treasurer and Secretary.
Accidents	
Emergencies	Surgical Operations, 7.
Remaining on the Books	2-272	Fractures and Dislocations, 15.
Average number of Patients	10-5	
Do. do. of days on Books	
Do. rate of Mortality per cent.	1 to 21-69	
Proportion of In to Out Patients	1 to 5-81	1 to 6-16	£2 2 1-8	
Average Cost per In-Patient	£1 11 4-13	0 2 4-0415	
Do. do. per Out-Patient	0 4 6-0503	

Average Cost per Bed, exclusive of Out-Patients.		£21 18 9-90			£15 9 1-25	
Total Expenses.		402 14 7		£243 1 6		408 10 2	
Total Salaries and Wages		140 14 0				138 3 6	
House Surgeon		
Secretary		20 0 0				
Assistant House Surgeon		
Dispenser		25 0 0				
Matron		20 0 0				
Chaplain		
Nurses and Servants		75 14 0				
Household Expenses		138 6 11				
Butcher					50 6 11	
Baker					20 15 8	
Grocer					24 0 3	
Tea, Coffee, Cocoa, &c.		
Sugar		Sundries				
Butter		9 11 3				13 9 4	
Cheese		
Eggs					with Butter a/c.	
Fish		
Vegetables					6 4 10	
Milk					4 8 5	
Oatmeal		
Poultry		
Beer					9 18 6	
Porter		
Wines		
Spirits		
Drugs		
Spirits of Wine					72 19 4	
Quinine		
Cod-Liver Oil		66 10 9				2 19 6	
Surgical Instruments & Repairs		
Trusses and other Apparatus		
Lint		
Plasters & Druggists' Sundries		
Fuel and Gas		12 10 2				17 8 9	
Furniture and Repairs		22 19 11				24 5 5	
Advertising, Printing, Postage, &c.		7 12 3				19 4 3	
Washing		4 9 4				4 5 6	

99. BRECON.

1 Consulting Physician.

1 Physician.


2 Surgeons.

House Surgeon.

Dispenser.

Matron.

Rule 23.—That persons receiving relief from parishes be not admissible to the hospital.



STATISTICS
OF
METROPOLITAN HOSPITALS.

Average cost per Bed, exclusive of Out-Patients.	£28 11 3 46	£25 7 10 44	£24 15 1 98	£27 13 4 68	Wards are set apart for cases of Uterine disease, and a limited number of cases of Syphilis.
Total Expenses.	20,228 6 1	7808 15 2	5976 1 1	15,081 10 10	2 Consulting Surgeons.
Total Salaries and Wages	5836 6 10	2676 1 8	1095 4 4	4541 10 5	4 Physicians.
House Surgeon	4 Surgeons.
Secretary	546 0 11	1 Obstetric Physician.
Assistant House Surgeon	2 Assistant Physicians.
Dispenser	2 Assistant Surgeons.
Matron	2130 0 9	105 0 0 ⁶	4 Visiting Apothecaries.
Chaplain	Dentist.
Nurses and Servants	Medical Registrar.
Household Expenses	7991 17 6	2866 2 11	2411 19 4	1826 7 0	Surgical Registrar.
Butcher	Surveyor.
Baker	Curator of Museum.
Grocer	Resident Chaplain.
Tea, Coffee, Cocoa, &c.	2 Apothecaries.
Sugar	Obstetric Assistant.
Butter	Superintendent and Secretary.
Cheese	Matron.
Eggs	Steward and Clerk.
Fish	Collector.
Vegetables	Three decks for patients—Medical, Surgical, and Venereal. 21 patients to one female nurse during the day.
Milk	Each of these nurses takes a night watch of four hours' duration every other night. One male nurse to each deck.
Oatmeal	Chloroform administered in all operations. No deaths. Four rows of beds. The two centre rows separated by the hatches. Medical Deck, 171 ft. long and 50 ft. 11 in. broad, giving each bed an average superficial space of 12 ft. 9 in. by 10 ft. 1 in. Patients allowed to remain on
Poultry	
Beer	
Porter	
Wines	
Spirits	
Drugs	
Spirits of Wine	
Quinine	
Cod-Liver Oil.	
Surgical Instruments & Repairs	
Trusses and other Apparatus	
Lint	
Plasters & Druggists' Sundries	
Fuel and Gas	
Furniture and Repairs	
Advertising, Printing, Postage, &c.	
Washing,	

	104. WESTMINSTER HOSPITAL.		105. ST MARY'S HOSPITAL (1862).		106. KING'S COLLEGE HOSPITAL.		107. METROPOLITAN FREE HOSPITAL.		MEDICAL STAFF, AND REMARKS.
	191 Beds.		150 Beds. ²		152 Beds.		21 Beds.		
Patients	In.	Out.	In.	Out.	In.	Out.	In.	Out.	104. WESTMINSTER. 2 Consult. Physicians. 4 Physicians. 3 Assist. Physicians. 1 Obstetric Physician. 1 Consult. Surgeon. 3 Surgeons. 3 Assist. Surgeons. Surgeon-Dentist. Chaplain. Copper & Collector. Matron. House Steward. Secretary. Dean of Medical School. House Physician. House Surgeons. Dressers, &c. &c. 7 Sisters. 7 day, 9 night Nurses; extra Nurses and Scourers. ¹ £344, 19s. 11d. for Board of Resident Staff.
Home	1828	23,050	1851	7212	1675	34,965	168	86,635	2 Consult. Physicians. 3 Assist. Physicians. 1 Physician Account- cheur. 2 Assistant Physician Accoucheurs. 2 Surgeons. 4 Assistant Sur- geons. Surgeon-Dentist. 2 House Physicians. 2 House Surgeons. 2 Physician Accou- cheur's Assistants. 2 Assistant House Physicians. 2 Assistant House Surgeons. Dispenser. Secretary. The Lady Superin- tendent of St John's House. Clerk. Collector.
Casualties and Dental	301	762 ^s	Average number of Patients per ward, 14; one day and one night Nurse to each ward. Ladies from St John's House, Probationers, &c., in course of train- ing. 10 Beds set apart (at the charge of the
Total Number	24,878		16,502		37,402		86,803		(at the charge of the
Discharged Cured	1046						
Relieved	427						
Not Relieved	21						
Died	164 ^s						
Incurable						
Improper Cases						
Irregularity						
At own request						
Unable to attend						
Time expired						
Renewed						
No report of						
Expelled						
Cured by Operation						
Supplied with Trusses						
Refused treatment						
Absconded						
Sent to Fever House						
Sent to Convales. Inst.						
In-Patients made Out						
Out-Patients made In						
Accidents	1269	17,434	1067						
Emergencies	132						
Remaining on the Books	140						
Average number of Patients	30						
Do. do. of days on Books	9,454						
Do. rate of Mortality per cent.	1 to 7.91						
Proportion of In to Out Patients	1 to 12.60								
Average Cost per In-Patient	£2 2 8.86		£3 17 1.11		£2 19 1.38		£6 16 0.05		
Do. do. per Out-Patient	Q 2 3.6763		0 3 9.8647		0 2 0.81527		0 0 5.02003		

110. BROMPTON.									
2 Consulting Physicians. 5 Physicians. 3 Assistant Physicians. 1 Consulting Surgeon. 1 Dental Surgeon. Resident Medical Officer. Honorary Secretary. Chaplain. Secretary. Collector. Matron. Clerk. Dispenser. Surveyor.									
No Patient admitted a second time within twelve months. The dividends on the Rose Fund (£889, 14s. 3d. Consols) are applied in providing relief for poor Patients on leaving the Hospital.									
111. VICTORIA PARK.									
2 Consulting Physicians. 1 Consulting Surgeon. 5 Physicians. 3 Assistant Physicians. Honorary Secretary. Chaplain. Resident Medical Officer. Secretary. Collector. Matron.									
A new Wing building. Day Rooms for Convalescent Patients. No Patient admitted a second time within twelve months. Persons receiving parish relief are not admitted.									
Average Cost per Bed, exclusive of Out-Patients	£10 11 5.18	£25 8 3.93	£27 18 2.28	£32 12 8.81					
Total Expenses	1157 6 10	5083 5 6	9086 5 1	5058 3 10					
Total Salaries and Wages	354 0 11	1322 1 4	2555 11 8	1179 0 9					
House Surgeon	of which						
Secretary	Anniver. Exp., &c.	666 10 5						
Assistant House Surgeon	166 15 0	is for the board						
Dispenser	of the Officers	789 11 8					
Matron	and Servants						
Chaplain						
Nurses and Servants	389 9 1					
Household Expenses						
Butcher	123 1 9	745 19 11	1173 0 10	496 19 11					
Baker	42 17 1	235 12 0	362 1 3	150 7 4					
Grocer	71 12 11	64 17 7	247 14 9	123 5 8					
Tea, Coffee, Cocoa, &c.	Extras	Sundries					
Sugar	35 15 3	247 10 5					
Butter	Sundries	Cheesemongery					
Cheese	59 19 0	92 11 9	245 7 0	215 10 9					
Eggs	with Milk a/c.	179 9 3						
Fish	5 19 9	46 14 8	177 14 3	27 17 10					
Vegetables	19 18 9	60 18 10	134 10 10	49 18 2					
Milk	19 6 6	293 11 2	331 15 0	139 16 8					
Oatmeal	1 19 0					
Poultry					
Beer	43 16 7	194 8 3	182 9 0	99 7 7					
Porter					
Wines	247 16 3	68 17 0					
Spirits	455 14 6	234 7 0	47 14 0					
Drugs	66 14 8	416 6 9						
Spirits of Wine	39 5 5 ¹	Funeral Exp.	with Spirits a/c.	1132 1 6					
Quinine	8 8 4						
Cod-Liver Oil	Sundries	288 17 1	13 14 0					
Surgical Instruments & Repairs	13 7 10	12 9 9	Anniver. Fest.					
Trusses and other Apparatus	305 16 4	208 8 6					
Lint					
Plasters & Druggists' Sundries	55 16 3					
Fuel and Gas	312 8 6	558 6 7	221 4 8					
Furniture and Repairs	35 17 1	783 1 5	969 10 2	260 5 7					
Advertising, Printing, Postage, &c.	56 6 0	92 7 3	455 7 1	294 1 5					
Washing	26 1 1	221 19 1	82 2 1					

Average Cost per Bed, exclusive of Out-Patients	£19 17 6-48
Total Expenses	4451 14 10-25
Total Salaries and Wages	880 6 5
House Surgeon	Head, Director, Chaplain, Medical Officer, Secretary, Dispenser, Clark, and Collector
Secretary	343 0 2
Assistant House Surgeon	Sisters & Nurses
Dispenser	401 19 6
Matron	Herbert, Porter, and Charwomen
Chaplain	145 6 9
Nurses and Servants
Household Expenses	577 16 5
Butcher	229 15 3-75
Baker	65 0 7
Grocer	Sundries
Tea, Coffee, Cocoa, &c.	63 6 1
Sugar	149 7 3
Butter
Cheese	84 3 0
Eggs	58 4 11
Fish	66 19 6
Vegetables	89 2 11-5
Milk
Oatmeal	174 16 9-5
Poultry
Beer	226 19 0
Porter
Wines	781 9 11
Spirits	25 5 7-11
Drugs	Midwives
Spirits of Wine	24 4 0
Quinine	137 3 2
Cod-Liver Oil	45 4 9
Surgical Instruments & Repairs	214 6 7
Trusses and other Apparatus	207 13 7
Lint	192 2 8
Plasters & Druggists' Sundries	158 6 4-5
Fuel and Gas	
Furniture and Repairs	
Advertising, Printing, Postage, &c.	
Washing	

11

SUMMARY OF TABLE I.

	HOSPITALS OF ENGLAND AND WALES.	HOSPITALS OF ENGLAND.	HOSPITALS OF WALES.	METROPOLITAN HOSPITALS.	ENGLISH PROVINCIAL HOSPITALS.
Number of Hospitals	117	110	7	18	92
Do. of Beds	11,332	11,168	164	3,738	7,430
Do. of In-Patients	95,661	94,712	949	35,031	59,681
Do. of Out-Patients	991,857	979,333	12,524	597,499	381,834
Total Number of Patients	1,087,518	1,074,045	13,473	632,530	441,515
Proportion of In to Out Patients	1 to 10·18	1 to 10·34	1 to 13·19	1 to 17·05	1 to 6·39
Number of Physicians and Surgeons who have charge of In-Patients	579	555	24	119	436
Average Number of Beds to each Medical Officer	19·57	20·12	6·83	31·41	17·03
Average Number of In-Patients to each Medical Officer	165·21	170·65	39·54	294·38	136·88
Total Number of Medical Officers con- nected with the various Hospitals, Infirmarys, &c.	1115	1076	39	295	781
Average Number of Days, In-Patients on Books	32·32	32·25	44·33 ¹	32·17	34·42
Total Number of Deaths	7,361	7,334	27	2,856	4,478
Rate of Mortality per cent.	7·607	8·202	3·58 ²	9·19	7·672
Total Expenditure	£371,933	£366,757	£5,176	£143,753	£223,003
Average Cost per Bed, exclusive of Out-Patients	14 5·75	1 6·75	12 11	18 4·75	3 2
Do. do. per In-Patient	21 11 9·47	22 11 5·74	18 16 11·16	28 0 3·32	20 13 7·24
Do. do. per Out-Patient	2 14 3·29	2 14 1·90	3 5 1·66	2 19 6·59	2 11 5·90
Do. do. per In-Patient per diem	0 2 9·19	0 2 8·98	0 3 3·97	0 2 1·48	0 3 7·59
Do. do. per Out-Patient per diem	0 1 8·15	0 1 8·15	0 1 5·63	0 1 10·21	0 1 5·95
Do. do. per week	0 11 9·05	0 11 9·05	0 10 3·43	0 12 11·49	0 10 5·65

¹ Taken from Bangor; not given in other Welsh Hospitals.

² In some Hospitals the deaths are not given. Rate taken from those only in which deaths are given.

TABLE II.
OPERATIONS PERFORMED
AT
VARIOUS HOSPITALS AND INFIRMARIES
DURING THE YEAR 1863,
SHEWING THE RESULTS AND RATE OF MORTALITY.

TABLE II.

OPERATIONS PERFORMED AT VARIOUS HOSPITALS DURING THE YEAR 1863,
SHEWING THE RESULTS AND RATE OF MORTALITY.

OPERATIONS.	Number of Cases.	Cured, Relieved, &c.	Died.	Rate of Mortality per cent.
Abdomen, Paracentesis of	19	13	6 ¹	31·57
" " for Ovarian Dropsy	9	7	2 ²	22·22
Amputation of Thigh	82	53	29 ³	35·37
" Limbs	29	15	14 ⁴	48·27
" Leg	61	40	21 ⁵	34·42
" Shoulder-joint	4	1	3 ⁶	75·
" Arm	41	34	7 ⁷	17·07
" Forearm	17	15	2 ⁸	11·76
" Hand	22	21	1	4·54
" Wrist	1	1	...	0·
" Thumb	9	9	...	0·
" Fingers	246	243	3 ⁹	1·22
" Through Knee-joint	2	1	1	50·
" " Hip-joint	1	1	...	0·
" Choparts	4	3	1 ¹⁰	25·
" Heys	1	1	...	0·
" Thigh and Leg	1	...	1 ¹¹	100·
" Penis	2	2	...	0·
" " for Cancer	2	2	...	0·
" Part of Foot	3	3	...	0·
" Toes	20	20	...	0·
" Foot	19	16	3 ¹²	15·79
Anus, imperforate	2	2	...	0·
" prolapse of	3	3	...	0·
Abscission of Eyeball	8	8	...	0·
Aneurism by Anastomosis, removal	1	1	...	0·
" of Femoral, Delig. of Ext. Iliac	1	...	1	100·
" of Popliteal, Compression of Femoral	1	1	...	0·
" " Manipulation of	1	...	1	100·
" " Spontaneous cure	1	1	...	0·
" " Flexion	2	2 ¹³	...	0·
Breast, amputation for Cancer	36	29	7 ¹⁴	19·44
" other Tumours removed	27	24	3 ¹⁵	11·11
" Glandular Tumour	7	7	...	0·
Carry forward	685	579	106	

¹ Two at Southern Hospital, Liverpool.² Two at Leeds.³ Eight at Guy's Hospital; one at York; one at Southern Hospital, Liverpool; one at Bradford; fifteen at St Bartholomew's Hospital; two at Queen's Hospital, Birmingham.⁴ Fourteen at Newcastle Infirmary.⁵ One at Sunderland; two at Southern Hospital, Liverpool; five at Leeds; two at Norwich; five at Guy's Hospital; four at St Bartholomew's.⁶ One at Bradford; one at York; one at Guy's Hospital.⁷ Two at Southern Hospital, Liverpool; one at York; three at Leeds; one at St Bartholomew's.⁸ Two at St Bartholomew's.⁹ One at Norwich; two at Guy's Hospital.¹⁰ One at Leeds. ¹¹ One at Guy's Hospital.¹² One at Southern Hospital, Liverpool.¹³ In one case no relief.¹⁴ Two at Guy's Hospital; two at St Bartholomew's.¹⁵ One at St Bartholomew's.

OPERATIONS.	Number of Cases.	Cured, Relieved, &c.	Died.	Rate of Mortality per cent.
Brought forward	685	579	106	
Bone, Abscess in, Trephining for . . .	5	5	...	0·
" Necrosed, removal of . . .	155	153	2 ¹	1·28
" " of Arm, removal of . . .	8	7	1 ²	12·50
" " of lower Extremity, removal of . . .	22	20	2 ³	9·09
" " Skull, removal of . . .	3	3	...	0·
" " Bones of Face, removal of . . .	4	3	1 ⁴	25·
" Refracture of . . .	2	2	...	0·
Bladder, removal of Calculus from Female . . .	2	2	...	0·
Cataract, Lenticular extraction of . . .	70	70	...	0·
" Capsular, operation for . . .	24	24	...	0·
" Not stated . . .	2	2	...	0·
Corelysis . . .	33	33	...	0·
Cyst. Thyroid. Paracentesis & Inject. R. Iodine . . .	2	2	...	0·
Congenital Deformities . . .	8	8	...	0·
Cæsarian Section (1 Child saved) . . .	2	...	2 ⁵	100·
Ciliary Muscle, division of . . .	97	97	...	0·
Cicatrix, plastic operation for removal of . . .	14	14	...	0·
Cysts, Tapping (3 Ovarian, 2 Vaginal) . . .	5	4	1 ⁶	20·
Craniotomy . . .	2	1	1	50·
Deformities from Disease . . .	6	6	...	0·
Division of Circular Fibres of Iris . . .	1	1	...	0·
Deligation of Common Carotid Artery . . .	4	1	3 ⁷	75·00
" Femoral . . .	4	4	...	0·
" External Iliac . . .	1	...	1	100·
" Radial . . .	3	3	...	0·
" Arteries for Hæmorrhage . . .	44	39	5 ⁸	11·36
" Common Iliac . . .	1	1	...	0·
Enterotomy . . .	2	...	2 ⁹	100·
Exploratory Operations . . .	4	3	1 ¹⁰	25·
Exostosis, removal of . . .	6	5	1 ¹¹	16·66
" of Tibia . . .	2	1	1	50·
Epithelioma, removal of . . .	7	7	...	0·
Eye, operations about . . .	551	551	...	0·
Epulis, removal of . . .	3	3	...	0·
Excision of Elbow-joint . . .	12	10	2	16·66
" Shoulder-joint . . .	1	1	...	0·
" Knee-joint . . .	8	6	2	25·
" Hip-joint . . .	2	2	...	0·
" Lower Jaw . . .	3	3	...	0·
" Upper Jaw . . .	1	...	1	100·
" Tongue . . .	4	3	1	25·
" Eyeball . . .	47	46	1 ¹²	2·13
" Testicle . . .	7	7	...	0·
" Clavicle . . .	3	3	...	0·
" Arm . . .	3	3	...	0·
" Metatarsus . . .	3	3	...	0·
Extravasation of Urine, operation for . . .	2	...	2	100·
Ectropion, operation for . . .	1	1	...	0·
Extraction of Bullet . . .	1	1	...	0·
Carry forward	1882	1743	139	

¹ One at Southern Hospital, Liverpool; one at Queen's Hospital, Birmingham.

² One at St Bartholomew's. ³ One at St Bartholomew's. ⁴ One at St Bartholomew's.

⁵ One at Leeds; one at St Bartholomew's. ⁶ One at Guy's Hospital. ⁷ One at Guy's Hospital.

⁸ One at Southern Hospital, Liverpool; one at St Bartholomew's.

⁹ One at Southern Hospital, Liverpool. ¹⁰ One at Guy's Hospital.

¹¹ One at St Bartholomew's. ¹² At Southern Hospital, Liverpool.

OPERATIONS.	Number of Cases.	Cured, Relieved, &c.	Died.	Rate of Mortality per cent.
Brought forward	1882	1743	139	
Foreign Bodies, operation for removal of	6	6	...	0·
Face, Cancer of, operation for,	2	2	...	0·
Foreign Body, removal of, from Female Bladder	1	1	...	0·
Fistula in Ano, operation for	63	59	4 ¹	6·35
" Lachrymalis	2	2	...	0·
Fracture, ununited, of Tibia, operation for	1	1	...	0·
" " Humerus, operation for	1	1	...	0·
Forcible extension of Knee-joint	3	3	...	0·
" Flexion of Elbow-joint	3	3	...	0·
Femur, removal of Dead Bone	6	6	...	0·
Hæmorrhoids, operation for	26	24	2	7·68
Hare Lip, operation for	37	35	2	5·40
Hernia	74	65	9 ²	12·16
" Inguinal, Taxis	11	11	...	0·
" Strangulated Femoral, opening Sac	51	30	21 ³	41·17
" " " without opening Sac	3	2	1	33·33
" " Umbilical, opening Sac	6	...	6 ⁴	100·
" " Inguinal, opening Sac	17	8	9 ⁵	52·94
" " " without opening Sac	4	3	1 ⁶	25·
" " Wood's method	5	5	...	0·
" Femoral, Taxis	5	5	...	0·
Hydrocele, injection with R. Iodine	45	44	1	2·22
Intestine, Prolapse of, operation for	1	...	1	100·
Iridesis	54	54	...	0·
Iridectomy	191	191	...	0·
Iridodialysis	45	45	...	0·
Laryngotomy	2	1	1	50·
Lip, removal of, for Cancer	27	26	1 ⁷	3·70
Lithotomy	59	51	8 ⁸	13·56
" Lateral operation	11	9	2 ⁹	18·18
" Latero-median	4	4	...	0·
" Median	6	6	...	0·
Lithotrity	7	7	...	0·
Loose Cartilage in Knee-joint	1	...	1 ¹⁰	100·
Nævus, removal of	43	42	1	2·33
Neurotomy	1	1	...	0·
Onychia Maligna, removal of	1	1	...	0·
Ovariectomy	22	5	17 ¹¹	77·27
Old Dislocations, reduction of	2	2	...	0·
Plastic operations	20	20	...	0·
" " on Eyelids	4	4	...	0·
Prostatic Calculi, removal of	1	1	...	0·
Carry forward	2756	2529	227	

¹ One at Sunderland.² Two at Southern Hospital, Liverpool; two at Queen's Hospital, Birmingham; three at Leeds; one at Salisbury; one at Newcastle Infirmary.³ Two at Norwich; eight at Guy's Hospital; eight at St Bartholomew's.⁴ Two at Guy's Hospital; four at St Bartholomew's.⁵ Three at Guy's Hospital; six at St Bartholomew's.⁶ One at St Bartholomew's.⁷ One at Guy's Hospital.⁸ Two at Guy's Hospital; one at St Bartholomew's.⁹ One at Norwich.¹⁰ One at Norwich.¹¹ Two at Southern Hospital, Liverpool; one at Bradford; two at Queen's Hospital, Birmingham; three at Leeds; five at Guy's Hospital; one at St Bartholomew's.

OPERATIONS.	Number of Cases.	Cured, Relieved, &c.	Died.	Rate of Mortality per cent.
Brought forward	2756	2529	227	
Paracentesis Thoracis	3	...	3 ¹	100·
" Vesicæ	7	6	1	14·28
" Oculi	10	10	...	0·
Perineal Section	11	6	5 ²	45·45
" for Ruptured Perineum	2	2	...	0·
Perineum, Ruptured, operation for	2	2	...	0·
Phymosis, operation for	20	20	...	0·
Paraphymosis, operation for	5	5	...	0·
Polypus of Nose, removal of	11	11	...	0·
" Uterus	4	3	1	25·
Post-Pharyngeal Abscess, operation for	1	1	...	0·
Removal of Parts, by ecraseur	4	3	1	25·
Stricture of Urethra, operation for	11	9	2 ³	18·18
" " Internal Division of	3	3	...	0·
" Rectum, Internal Division of	2	2	...	0·
Strabismus, operation for	14	14	...	0·
Staphyloma, operation for	4	4	...	0·
Spina Bifida, operation for	3	2	1 ⁴	33·33
Syndectomy	17	17	...	0·
Tenotomy	72	72	...	0·
Tonsils, excision of	4	4	...	0·
Tracheotomy	16	7	9 ⁵	56·25
Trephining	29	13	16 ⁶	55·17
Tumours	37	33	4 ⁷	11·11
" Adenoid	4	4	...	0·
" Bursal	5	5	...	0·
" Cartilaginous	2	2	...	0·
" Keloid	1	1	...	0·
" Fatty	7	7	...	0·
" Glandular	5	5	...	0·
" Encysted, of Scalp	5	5	...	0·
" Fibro-cellular	2	2	...	0·
" Myeloid	1	1	...	0·
" Scirrhus	8	8	...	0·
" Uterine Fibrous, enucleation of	2	1	1	50·
" Benign	245	232	13 ⁸	5·30
" Malignant	30	27	3	10·
Testicle, removal of	5	3	2 ⁹	40·
Tibia, removal of Dead Bone	14	14	...	0·
Talipes Varus	5	5	...	0·
" Valgus	5	5	...	0·
" Equinus	4	4	...	0·
Tongue, removal of, for Cancer	2	2	...	0·
Uterus, Prolapse of, operation for	1	1	...	0·
Urethra, removal of Calculus from	7	7	...	0·
Urethrotomy	3	3	...	0·
Carry forward	3411	3122	289	

¹ One at Queen's Hospital, Birmingham; one at St Bartholomew's.² One at Guy's Hospital; three at St Bartholomew's.³ One at Queen's Hospital, Birmingham.⁴ At Bradford.⁵ One at Norwich; four at Guy's Hospital; four at St Bartholomew's.⁶ Two at Sunderland; four at Southern Hospital, Liverpool; one at Salisbury; seven at Guy's Hospital; one at St Bartholomew's.⁷ One at Southern Hospital, Liverpool; one at York; two at Newcastle Infirmary.⁸ Four at Guy's Hospital; one at St Bartholomew's.⁹ Two at Guy's Hospital.

OPERATIONS.	Number of Cases.	Cured, Relieved, &c.	Died.	Rate of Mortality per cent.
Brought forward	3411	3122	289	
Varicose Veins, operation for	20	19	1	5·
" obliteration of, by Issues	4	4	...	0·
Vesico-Vaginal Fistula, operation for	4	4	...	0·
Webbed Fingers, operation for	1	1	...	0·
TOTAL	3440	3150	290	8·43

SUMMARY OF TABLE II.

OPERATIONS.	Total Number of Cases.	Cured, Relieved, &c.	Died.	Rate of Mortality per cent.
Total number of Operations recorded	3440	3150	290	8·43
" exclusive of Operations about Eyes	2318	2028	290	12·51
Operations about Eyes	1122	1122
Amputations	567	482	85	14·99
Hernia	169	125	44	26·03
Ovariectomy	22	5	17	77·27
Tumours, various	354	333	21	5·93
" of Breast, removed	70	60	10	14·28
Aneurism	7	5	2	28·57
Ligation of Arteries	57	48	9	15·79
Paracentesis of Abdomen, Thorax, and Bladder	38	26	12	31·58
Lithotomy	80	70	10	12·50
Lithotrity	7	7

TABLE III.

SHOWING THE

DISEASES, INJURIES, &c., OF 188,630 PATIENTS TREATED

IN

VARIOUS HOSPITALS AND DISPENSARIES

DURING THE YEAR 1863.

TABLE III.

SHOWING THE DISEASES, INJURIES, &c., OF 188,630 PATIENTS TREATED IN
VARIOUS HOSPITALS AND DISPENSARIES DURING THE YEAR 1863.

DISEASES.	No. of Cases.	DISEASES.	No. of Cases.
Abscess	3230	Atrophy	741
" of Head	11	Atrophy of Optic Nerves	1
" Thecal	109	Alopecia	6
" Psoas	56	Angeioleucitis	20
" Lumbar	22	Ascites	64
" Perineal	16	Asthma	99
" of Lower Extremity	48	Asphyxia	5
" of Upper Extremity	19	" Drowning	4
" Chronic	36	Aphthæ	19
" Pelvic	18	Aorta, Disease of	11
" of Lower Maxilla	1	Amaurosis	87
Abortion	11	" Traumatic	5
Acne	115	" Myopia	67
Ague. (See Fever, Intermittent.)		" Nyctalopia	8
Abdomen, Tumours of	24	" Partial	2
Abdominal Wall, Abscess of	1	Anæsthesia, Partial	2
Anæmia	285	Amblyopia	165
Aneurism	27	Artery, Ruptured	2
" of Arch of Aorta	38	Bed Sores	3
" of Carotid Artery	1	Bone, Diseases of	16
" of Nasal "	1	" Caries of	1250
" of Femoral "	3	" Necrosis of	1422
" of Popliteal "	3	" Exostosis of	16
" of Radial "	1	" Cancerous	1
" Traumatic	2	Breast, Diseases of	23
" External Iliac	3	" Cancer of	36
Arteritis	2	" Abscess of	46
Antrum, Disease of	2	" Tumour of	12
Anchylosis of Joints	6	" " Chronic Mammary	7
Ankle, Chronic Disease	21	Bronchitis	4879
" Disease	89	" Acute	335
" Injury to	47	" Chronic	1377
" Sprain	178	Broncho-pneumonia	2
" Weak	1	Brain, Diseases of	105
Anasarca	135	" Chronic Disease of	49
Anus, Fissured	6	Bladder, Disease of	48
" Artificial	1	" Irritation of	3
" Prolapse of	66	" Cancer of	22
Angina Pectoris	9	" Prolapse of	2
Anthrax	118	" Stone in	157
Arm, Lacerations of	16	" Rupture of	2
Amenorrhœa	406	" Inflammation of	54
Arm, Accidents requiring Amputation	4	" Catarrhal Inflammation of	16
" Diseases of	3	Burns and Scalds	2869
Albuminuria	266	Burns	112
Alcoholism	23	Bites from Dogs	210
Apoplexy	92	" Animals	44
" Serous	16		

DISEASES.	No. of Cases.	DISEASES.	No. of Cases.
Bronchocele. See Goitre.		Chorea	366
Bunion	1	Constipation	772
Bubo	16	Concussio Cerebri	436
Bursæ, Inflammation of	202	Contusions	9836
" Diseases of	113	Condylomata	10
" Inflammation over Patella	15	Cough	1122
Bowels, Perforation of	2	Cancrum Oris	11
" Ulceration of	6	Carditis	1
" Stricture of	6	Circulatory System, Diseases of	497
Back, Sprained	12	Cyanosis	2
Blood-vessels, Diseases of	177	Cirrhosis	38
Catalepsy	2	Coccyx, Disease of	1
Closed Pupil and Synechia	124	Coxalgia	1
Chest, Diseases of, relieved by { Respirators }	38	Colic	767
Cachexia	82	" Painter's	23
Catarrh	2090	Chest, Wound of	7
Cancer	219	Chylopoietic Viscera, Disease of	291
" of External Organs	66	Detached Retina	6
" of Internal Organs	32	Dachryo-cystitis	52
Cataract	598	Delirium Tremens	56
" Hard	5	Deafness	1
Cephalalgia	147	Diphtheria	205
Cephal-hæmatoma	5	Diabetes Mellitus	82
Cerebral Congestion	7	" Insipidus	4
" Hæmorrhage from Fall	2	Diarrhœa	6716
" Softening	10	" Chronic	29
" Diseases	27	" Acute	104
Cerebritis	12	Diuresis	5
" Sub-acute	1	Dentition	514
Contraction of Upper Eyelid	1	Debility	2097
Cellulitis	1	" Nervous	129
Cicatrices from Burns	27	Duodenum, Ulcer of	1
Cheek, Epithelioma of	1	Digestive System, Diseases of	784
" Perforation of	1	Dysmenorrhœa	99
Conjunctivitis	257	Dysentery	258
" Granular	223	" Chronic	3
Corneo-iritis	9	Dyspepsia	3326
Cornea, Inflammation of	579	" Nervous	1
" Sloughed	13	Dysuria	27
" Ulceration of	206	Dysphagia	1
" Staphyloma of	48	Dyspnœa	1
" Lead Deposit on	3	Dropsy	412
" Opacity of	626	" General	17
" Strumous Inflammation of	146	" after Scarlet Fever	120
" Conical	8	" from Cardiac Disease	25
Coloboma	2	Drowning	37
Colon, Cancer of	1	Distichiasis	22
Convulsions	194	Dislocations	611
Colonitis	1	" Arm	7
Constitutional Diseases	198	" Shoulder	184
Chlorosis	83	" Elbow	88
Climacteric Influences	20	" Hip	17
Cleft Palate	5	" Knee	1
Crush	5	" Ankle	18
" Hand and Feet	46	" Foot	4
Cramp	4	" Astragalus	2
Cupreism	2	" Clavicle	16
Cynanche	38	" Patella	6
" Parotidea	36	" Lower Jaw	25
Croup	133	" Wrist	11
Cut Throat	46	" Thumb	4
Cholera Morbus	8	" Fingers	38
Chronic Diseases	285	" Upper Extremity	51
		" Lower Extremity	8

DISEASES.	No. of Cases.	DISEASES.	No. of Cases.
Fractures, Compound	226	Gastritis	25
" " Upper Extremity	204	" Chronic	10
" " Lower Extremity	119	Gastralgia	25
" " Thigh	14	Gastrodynia	66
" " Leg	125	Gall Stones	5
" " Foot	12	Goitre	107
" " Arm	56	" Exophthalmic	1
" " Forearm	19	Gastro-enteritis	7
" " Elbow Joint	1	Ganglion	19
" " Hand	51	Gonorrhœa	432
" " Clavicle	1	General Smash	1
" " Skull	44	Genu Valgum	9
" " Facial Bones	1	Genito-urinary Syst., Diseases of	2650
" " Lower Jaw	14	Head, Wounds of	1910
" " Upper Jaw	6	Head and Neck, Contusions of	119
" " Nasal Bones	10	Hip, Diseases of	203
" " Fingers	174	" Sprained	8
" " Toes	33	Hand, Sprained	39
" " Tarsus	2	" Cancer of	1
" " Tibia	1	" Disease of	15
" " Pelvis	1	" Inflammation of	10
" " Patella	1	Hare Lip	60
Fracture, Compound Comminuted, } of Leg }	7	Hæmorrhage	117
" " of Forearm	2	" from Kidney	1
" " of Upper Extremity	15	" from Vagina	2
" " of Hand	21	" from Varicose Veins	8
" " of Lower Extremity	40	" from Gums	3
Fracture, Old, of Thigh	3	Hæmorrhagic Affections	159
Fractures, Ununited	4	Hæmatocele	24
" " Arm	2	Hæmoptysis	160
" " Forearm	1	Hæmatemesis	45
" " Thigh	1	Hemiplegia	112
Frænum Linguae	19	Hæmorrhoids	212
Fistula in Ano	190	Hæmaturia	33
" in Perniæo	30	Hæmatoma	1
" Lachrymalis	19	Hernia	650
Flat Foot	119	" Strangulated	73
Foot, Diseases of	58	" " Inguinal	49
Fungus Hæmatodes	3	" " Femoral	24
Frost-Bite	46	" Umbilical	4
Flooding	2	" Omental	1
Fingers, Contracted	21	" Relieved by Trusses	519
Fingers, Supernumerary	1	Herpes	38
" Disease of	35	" Zoster	8
Favus	4	Hordeolum	24
Face, Cancer of	1	Hepatitis	16
" Lupus of	8	" Acute	4
" Wounds of	87	Housemaid's Knee	2
Furunculus	93	Hydrocephalus	48
Foreign Bodies	539	" Acute	52
" " Impacted	13	" Chronic	50
Females, Diseases of	332	Hypochondriasis	67
Gangrene	51	Hydrothorax	23
" Senile	3	Hydrophobia	1
" of Lung	4	Hydropericardium	1
Gout	31	Hydrocele	145
Glossitis	3	Hysteria	416
Glaucoma	53	Hydatids	5
" Acute	1	" of Liver	4
" Chronic	2	Hypopion	16
Glanders	2	Hypermetropia	18
Glands, Diseases of	93	Heart, Diseases of	712
" Enlarged	12	" Fatty Degeneration	18
		" Valvular Disease	29

DISEASES.	No. of Cases.	DISEASES.	No. of Cases.
Heart, Chronic Valvular Disease	267	Leg, Inflammation of	13
„ Hypertrophy of	12	Leucorrhœa	197
„ Palpitation of	13	Leucocythæmia	4
Icterus	166	Lungs, Congestion of	1
Inanition	4	Lung, Cancer of	3
Immersion	12	Leg, Disease of	54
Inflammation	1772	„ Ulcers of	505
Intussusception	1	„ Accidents requiring Amputation of	3
Influenza	570	Lichen	15
Impaired Vision	180	Lithiasis	28
Incontinence of Urine	41	Lupus	54
Intestinal Disease	6	„ of Nose	3
Internal Injuries	5	„ of Face	8
Ichthyosis	5	Leg, Cancer of	1
Impetigo	75	Liver, Chronic Disease of	14
Intoxication	45	„ Enlargement of	2
„ Stomach-pump used	67	„ Abscess of	4
Ileus	20	„ Cancer of	8
Ischuria	10	Lead Colic	2
Impediment in Larynx	1	Lumbago	89
Inflammatory thickening of the lower extremity following œdema)	1	Lip, Epithelioma of	2
Insanity	7	„ Cancer of	24
Idiotcy	18	Larynx, Foreign Body in	1
Imperforate Vagina	7	Leprosy	22
Iritis	207	Lippitudo	10
„ Traumatic	3	Lymphatic System, Disease of	362
„ Syphilitic	72	Locomotive Organs, Disease of	223
„ Rheumatic	33	Liver, Diseases of	189
„ Acute	18	„ Congestion of	5
„ Chronic	16	Lithuria	4
Integumentary System, Disease of	2274	Malformations	257
Joints, Wounds of	2	Metritis	23
„ Diseases of	1945	„ Chronic	2
„ Injuries to	552	Mesenteric Glands, Disease of	54
Joints, Loose Cartilage in	3	Mouth, Disease of	37
Jaw, Contracted	1	„ Ulcers of	27
„ Upper, Cancer of	2	Muscular System, Diseases of	101
„ Lower, Do.	1	„ Atrophy	2
Kidneys, Diseases of	179	Menorrhagia	259
Knee-joint, Acute Inflammation of	1	Mentrorrhagia	1
Knee, Contracted	2	Melæna	10
„ Weakness of	24	Mania	14
„ Synovitis of	96	Marasmus	194
„ Disease of	317	Malingering	1
„ Sprained	50	Melancholia	3
„ Anchylosis of	1	Mentagra	3
Lachrymal Sac, Inflammation of	3	Miscarriage	5
„ Abscess of	11	Meningitis	53
Labium, Nævus of	1	„ Tubercular	1
Labium Pudenda, Cancer of	1	Monomania	18
Lymphatic Glands, Cancer of	7	Muco-enteritis	2
Laryngitis	35	Muscular Pains	28
„ Acute	3	Morbus Brightii	43
„ Chronic	35	„ Addisonii	5
Larynx, Polypus of	1	Myopia	15
Laryngismus Stridulus	60	Musce Volitantes	5
Lacerations requiring Amputations	4	Mydriasis	6
„ of Perineum	1	Myelitis	3
„ Serious	135	„ Acute	1
		„ Chronic	3
		Muscle, Rupture of	9
		Metria	2
		Minor Casualties	22,371
		Malformations reduced by Instruments	106

DISEASES.	No. of Cases.	DISEASES.	No. of Cases.
Neck, Sprained	5	Paralysis, Facial	10
" Wounds of	868	" Local	12
Nasal Duct Obstruction	42	" Mercurial	2
" Polypus	20	Paraplegia	55
Nebula	1	Palate, Diseases of	2
Nephritis	64	" Fissured	4
" Acute	14	Pneumothorax	1
" Chronic	62	Pleurodynia	51
Neuroma	1	Pneumonia	1163
Neuralgia	436	Pleuro-pneumonia	50
Nævus	60	Pleurisy	362
Nose, Foreign Body in	10	" Chronic	5
" Lupus of	3	" Acute	34
" Disease of	7	Pleuritic Effusion	2
Nails, Diseases of	4	Phthisis	3034
Nervous Centres, Organic Disease of	12	Pericarditis	56
" System, Diseases of	945	Pompholyx	1
Edema of Left Ankle	1	Periostitis	102
Esophagus, Inflammation of	2	" of Tibia	1
" Stricture of	18	Pertussis	1197
" Cancer of	3	Pelvic Cellulitis	15
" Diseases of	11	Peritonitis	93
Oxaluria	2	" Acute	9
Omalgia	1	" Chronic	3
Otitis	11	" Tubercular	47
Otorrhœa	3	Prostate, Diseases of	34
Ozena	1	" Cancer of	2
Orchitis	163	" Inflammation of	8
Oscillatory Globes	3	" Enlargement of	1
Ovary, Inflammation of	2	Painful Caruncle of Meatus Urinarius	1
" Disease of	80	Psoriasis	111
" Chronic Disease of	11	Pityriasis	8
" Dropsy of	27	Prurigo	36
" Tumour of	18	Pregnancy	12
Ophthalmia	1	Purpura	43
" Strumous	303	Plethora	1
" Pustular	378	Phlebitis	35
" Purulent	144	Pinguicula	2
" Catarrhal	1172	Perverted Sensation	1
" Tarsi	519	Pemphigus	13
Orbicularis Muscle, Spasm of	1	Phagedæna	37
Onychia	95	Plumbism	14
Orbit, Epithelioma of	1	Penis, Cancer of	9
Osseous System, Diseases of	1369	" Injuries to	2
Porrigio	17	Puerperal Convulsions	2
" Favosa	8	Ptoxis	9
" Decalvans	10	Presbyopia	4
Perineum, Wound of	1	Pterygium	32
Prolapsus Iridis	30	Poisoning	52
Paronychia	120	" Opium	27
Paraphymosis	126	" Arsenic	1
Paralysis	325	" Acetate of Lead	1
" Agitans	16	" Ammoniac Liquor	2
" Partial	47	" Acids	7
" Traumatic Facial	1	" Copper	1
" Lead	11	" Hydrocyanic Acid	1
" General	33	" Hydrochloric Acid	1
" of Single Limbs	82	" Sulphuric Acid	1
" Traumatic	3	" Noxious Substances	4
" of third pair of Nerves	7	" Nux Vomica	3
" of fifth pair of Nerves	2	" Nitric Oxide of Mercury	1
" of sixth pair of Nerves	1	" Lini Camph. Co.	1
		" Lead	40
		" Spirits	25
		" Shellfish	2

DISEASES.	No. of Cases.	DISEASES.	No. of Cases.
Poisoning, Strychnine	2	Spinal Cord Softening	16
" Sulphate of Zinc	4	" Disease of	12
" Laudanum	2	Spine, Disease of	146
" White Precipitate	6	" Irritation of	14
" Oxalic Acid	3	" Injury to	2
Pyrosis	6	" Curvature of	81
Pyæmia	13	" " Angular	10
Pyelitis	5	" " Lateral	9
Phlyctenulae	2	" Concussion of	6
Polypus	18	Senile Decay	15
Phymosis	68	Sarcocele	16
Pylorus, Cancer of	3	Salivation	1
" Stricture of	1	Scleritis	86
Patella, Disease of	1	" Rheumatic	13
Phlegmon	59	Synechia	136
Perityphlitis	2	" Anterior	86
Pharynx, Diseases of	11	" Posterior	14
Perineum, Ruptured	6	Spleen, Enlarged	1
Phlegmasia Dolens	4	" Diseases of	16
Quinsey	234	" Cancer of	1
Rupture of Lung	1	Symblepharon	6
Rheumatism	1387	Sinus	16
" Acute	787	Suicide	55
" " Morbus Cordis	8	Syncope	2
" Sub-acute	18	Submaxillary Gl. Epithelioma of	6
" Specific	14	Scabies	268
" Chronic	1357	Syphilis	1099
Rheumatic Gout	14	" Primary	1832
Rheumatoid Arthritis	18	" in Female	229
Renal Calculus	14	" Congenital	24
Rickets	1248	" Secondary	1278
Rupia	18	" Tertiary	10
" Syphilitic	2	Syphilitic Tubercle of Skin	2
Ranula	8	Suppression of Urine	1
Rectum, Disease of	105	Strabismus	157
" Cancer of	35	Synovitis	147
" Stricture of	7	" Acute	2
" Fibrous Stricture of	2	" Chronic	7
" Abscess of	2	" of Knee-joint	17
Retention of Urine	338	Serous Membranes, Diseases of	17
Rupture of Duodenum	2	Sprains	4604
Retinitis	4	Senses, Diseases of	85
Respiratory System, Diseases of	1740	Spurious Melanosis	1
Rupice	2	Scrotum, Cancer of	1
Rubeola	926	" Wounds of	4
Roseola	6	Scalds	127
Recto-vaginal Fistula	8	Shoulder, Sprained	25
Ribs, Disease of	1	" Diseases of	32
Scarlatina	1365	Sternum, Disease of	1
Scurvy	127	Supra-renal Capsules, Disease of	1
Semi-luxation of Knee	4	Tympanitis	4
Sciatica	197	Trichiasis	27
Stomach, Diseases of	869	Tinea Ciliaris	40
" Cancer of	34	" Favosa	1
" Organic Disease of	3	" Sycosis	6
" Ulcers of	11	Tumours, Tarsal	2
Struma	1526	Tabes Mesenterica	159
Strophulus	3	Testis, Diseases of	49
Staphyloma	19	" Inflammation of	10
Stomatitis	324	" Cancer of	2
Spermatorrhœa	24	" Fungus of	1
Spina Bifida	1	" Injury to	4
		" Wounds of	3
		" Chronic Disease of	2

DISEASES.	No. of Cases.	DISEASES.	No. of Cases.
Testis, Abscess of	6	Uterus, Retroflexion of	2
Typhlitis	2	„ Retroversion of	9
Tongue, Cancer of	23	„ Ulcer of	2
Tonic Spasm	1	„ Os, Ulcers of	9
Tic Douloureux	1	„ Cancer of	91
Talipes	121	„ Irritation of	2
„ Equinus	14	Urticaria	53
Tonsils, Enlargement of	212	Ulcers	2001
„ Inflammation of	323	„ Indolent	64
„ Ulcer of	2	„ Sloughing	15
„ Chronic Inflammation of	4	„ Varicose	27
„ Diseases of	183	„ Syphilitic	4
Toe, Contracted	1	„ Healthy	17
Toes, Diseases of	5	„ Inflamed	11
„ Supernumerary	2	„ from Burns	4
Tumours	634	„ Strumous	15
„ Benign	70	Uvula, Enlarged	1
„ Malignant	219	Vesico-vaginal Fistula	34
„ Scrofulous	47	Vagina, Cancer of	1
„ Fatty	20	Vermes	674
„ Vascular	4	„ Taenia	30
„ Fibrous	13	„ Lumbrici	17
„ Cystic	2	„ Ascarides	40
„ Chronic Mammary	8	Veins, Diseases of	47
„ Of Brain { Fibrous	3	„ Inflammation of	10
„ and { Scrofulous	2	„ Varicose	261
„ Membranes { Cancerous	2	„ „ Rupture of	6
Throat, Disease of	293	Varicocele	9
„ Ulcers of	12	Vicarious Menstruation	2
„ Foreign Body in	32	Vaginitis	13
Trunk, Contusions of	186	Vomiting, Chronic	19
„ Wounds of	14	Vertigo	44
Tetanus	17	Viscera, Injuries to	8
Tarsus, Diseases of	12	Variola	487
Thigh, Diseases of	8	Varicella	85
Uremia	1	Wounds	10,397
Urethra, Disease of	17	„ Incised	422
„ Stricture of	311	„ Gunshot	52
„ Stone in	17	„ Lacerated	309
„ Fistula	7	„ Scalp	217
„ Rupture of	11	„ Punctured	77
„ Organic Stricture	12	„ Contused	365
„ Injury to	2	„ of Arteries	30
Uterus, Diseases of	175	„ Poisoned	34
„ Polypus of	27	Webbed Fingers	1
„ Tumours of	20	Wry Neck	4
„ Chronic Disease	13	Wrist, Sprained	156
„ Fibrous Tumour of	15	„ Disease of	16
„ Prolapse of	105		
„ Hypertrophy of	1		

SUMMARY OF TABLE III.

	DISEASES.	No. of Cases.
Abscesses		3,926
Compound Dislocations		41
Compound Fractures		1,200
Constitutional Diseases		4,156
Diseases of the Nervous System		4,693
" " Respiratory System		19,752
" " Organs of Circulation		2,889
" " " Digestion		15,115
" " Genito-Urinary System		6,208
" " Integumentary System		4,357
" and Injuries of Bones, exclusive of Fractures, &c.		4,642
" and Injuries of Joints, exclusive of Dislocations, &c.		4,105
" of the Eye		11,832
" of the Ear		988
" peculiar to Women		3,129
" of the Chylopoietic Viscera		3,110
" of the Organs of Assimilation		1,879
" of Organs of Locomotion		5,252
" of Glandular System		1,341
Dislocations		1,111
Dropsies		773
Erysipelas		891
Fevers		9,098
Fractures of Bones		9,361
Hernia		1,320
Injuries to Soft Parts		13,878
Minor Casualties		22,371
Miscellaneous		885
Rheumatic Affections		3,692
Suicide, Poisoning, Drowning, &c.		401
Tumours		1,413
Ulcers		2,677
Venereal Diseases		4,922
Vermes		770
Wounds		16,452
	Total	188,630

TABLE IV.

SHOWING THE NUMBER OF OPERATIONS PERFORMED IN SOME OF THE LARGEST HOSPITALS,
WITH THE RESULTS, RATE OF MORTALITY, AND DEATH RATE.

No.	HOSPITAL.	Total No. of Opera- tions.	TOTAL.		CURED, RELIEVED, &c.		DIED.		RATE OF MORTALITY PER CENT.			DEATH RATE.		
			Male.	Female.	Male.	Female.	Male.	Female.	Male.	Female.	Total.	Male.	Female.	Total.
2	Norfolk and Norwich Hospital	302 ¹	210	92	204	89	6	3	4.51	4.68	4.56	1 in 22.16	1 in 21.33	1 in 21.88
18	General Infirmary, Leeds	261	164	97	139	88	25	9	15.24	9.27	13.02	1 in 6.56	1 in 10.77	1 in 7.67
17	Infirmary, Newcastle	303	262	41	237	38	25	3	9.53	7.31	9.24	1 in 10.48	1 in 13.66	1 in 10.82
116	Guy's Hospital	815 ²	507	308	461 ⁷	292 ⁸	46	16	9.07	5.19	7.60	1 in 11.02	1 in 19.25	1 in 13.14
115	St Bartholomew's Hospital	429 ³	271	158	228 ⁴	137 ¹⁰	43	21	15.87	13.29	14.91	1 in 6.30	1 in 7.52	1 in 6.70
29	Queen's Hospital, Birmingham	94	(55	39)	9.57	1 in 10.44
27	County Hospital, York	69	(39	30)	5.79	1 in 17.25
24	Infirmary, Salisbury	104 ⁵	2.02	1 in 49.50
49	" Bradford	79	6.33	1 in 15.80
86	" Sunderland	115 ⁶	5.37	1 in 18.60
8	Southern Hospital, Liverpool	218 ⁶	10.05	1 in 9.95
		2789	1414	696	1269	644	145	52	10.25	7.47	8.71	1 in 9.75	1 in 13.38	1 in 11.47

The rates are taken exclusive of the Minor Operations.

¹ Including 105 Minor Operations (77 male and 28 female).

² Including 501 operations about eyes.

³ Performed on 417 Patients.

⁴ Including 5 Dislocations reduced.

⁵ Including 14 Dislocations and 8 Minor Operations.

⁶ Including 9 Minor Operations.

⁷ 31 unrelieved.

⁸ 3 unrelieved.

⁹ 25 unrelieved.

¹⁰ 6 unrelieved.

¹¹ 6 remaining under treatment.

¹² 1 unrelieved.

NOTE.

While the foregoing pages have been passing through the Press, the following Reports for 1864 have been received.

	1.	9.	31.	32.	38.	40.	41.
	LYNN.	CARLISLE. ⁸	SHEFFIELD.	CANTERBURY.	WINCHESTER. ¹¹	BRIDGEWATER.	TAUNTON. ¹²
	52 Beds.	52 Beds.	150 Beds.	120 Beds.	112 Beds.	40 Beds.	90 Beds.
	In. Out, Home, Casualties, and Dental.	In. Out, Home, Casualties, and Dental.	In. Out, Home, Casualties, and Dental.	In. Out, Home, Casualties, and Dental.	In. Out, Home, Casualties, and Dental.	In. Out, Home, Casualties, and Dental.	In. Out, Home, Casualties, and Dental.
Patients	475 2117	622 2640	1428 16,193	675 1906	845 3076	313 3863	875 3639
Total Number	2592	3262	17,621	2581	3921	4176	4514
Discharged Cured, Relieved, &c. .	379 1491	557	1043 14,490	375 1049	683 2501	166 3320	687
Died	16 ¹ 13	18	120 24	30 16	16	8	28
For special reasons	30 97	10	149 811	192 591	72 385	128 263	93
Remaining	50 516	37	116 868	78 250	74 190	11 280	67
Average number on Books	44·85 ² 416·08	77 334	74	64
Do. do. of days on Books	44·38 ³ 128·54	47 73	30
Do. rate of Mortality per cent. . .	3·37 ⁴ ·614	8·403 ·738 ⁵	4·44 ·839	1·89	2·55	3·20
Proportion of In to Out Patients .	1 to 4·45	1 to 4·24	1 to 11·34	1 to 2·82	1 to 3·64	1 to 12·34	1 to 4·16
Average Cost per In-Patient . . .	£2 6 7·76	£1 16 6·79	£1 17 5·98	£2 11 10·25	£2 15 4·24	£1 12 0·09	£1 16 3·97
Do. do. per Out-Patient	0 4 7·29	0 2 7·70	0 2 5·46	0 8 2·58	0 5 3·72	0 1 2·54	0 3 3·01
Do. do. per Bed, exclusive of Out-Patients	21 6 5·86	21 17 4·67	17 16 11·79	14 11 8·15	20 17 7·47	12 10 5·57	17 13 2·64
Total ordinary Expenses	1596 11 10 ⁶	1485 19 1	4665 9 3	2533 0 1	3155 7 4	734 19 6	2181 1 5·5
Beer, Porter, Wines, and Spirits .	152 17 6 ⁶	99 11 2	571 1 11	191 1 9	240 14 10	62 12 11	213 16 9
Drugs, Instruments, and Druggist's Sundries	212 5 11 ⁷	131 19 1	883 8 1	354 8 2 ¹⁰	203 19 2	128 17 8	322 13 11
Salaries and Wages	326 18 3	277 10 6	877 12 10	597 9 5	713 3 5·5	106 11 7	396 10 9·5

¹ Four hopeless on admission, and expired soon afterwards (accidents).

² Males, 26·91; Females, 17·94.

³ Medical—Male, 59·45 days; Female, 52 days. Surgical—Male, 40·01 days; Female, 38·60 days. Total Male, 44·58 days; Female, 44 days. Total Medical, 55·96 days; Surgical, 39·61 days.

⁴ Medical—Male, 2·63 per cent.; Female, 1·45 per cent. Surgical—Male, 3·88 per cent.; Female, 4·08 per cent.

⁵ Including £38, 6s. 11d. for building new Water-closets, &c.

⁶ £41 less than previous year.

⁷ £73, 11s. 11d. less than previous year.

⁸ It is contrary to the design of the Institution to relieve gratuitously any person—their wives, children, apprentices, or domestic servants—whose circumstances enable them to pay for their cure, and parish poor. Such an

admission of patients would be a misapplication of the money subscribed, and highly prejudicial to the real objects of the Charity.—*Rules.*

⁹ Taken from the 3250 Out-Patients.

¹⁰ The "Dispensary" Expenditure is less than last year by £57, 11s. 11d.

¹¹ Seven Day, and three Night, Nurses, or one Nurse to 11·20 beds. This Hospital is set down at 120 Beds in the "Medical Directory for 1863," hence an error in the statement for that year.

¹² The number of beds to each Nurse is 15 in the Surgical, 16 in the Male Medical, and 17 in the Female Medical Wards. The cubic space per bed in the large Surgical Wards is 1200 cubic feet. The beds are 4 feet apart on an average. In the smaller old Wards the cubic space is much less, but the beds in these Wards are very seldom fully occupied.

INDEX.

No.	HOSPITAL	PAGE	No.	HOSPITAL	PAGE
98	Aberystwith,	44	35	Halifax,	14
51	Aylesbury,	22	76	Hastings,	32
96	Bangor,	42	97	Haverfordwest,	44
6	Barnstaple,	4	55	Hemel Hampsted,	22
43	Bath United Hospital,	18	30	Hereford,	12
36	Bedford,	16	65	Hertford,	26
61	Birkenhead,	26	39	Hitchin,	16
28	Birmingham General Hospital,	12	54	Huddersfield,	22
29	Birmingham Queen's Hospital,	12	5	Hull,	2
84	Bodmin,	34	57	Huntingdon,	24
68	Bolton,	28	85	Ipswich,	34
49	Bradford,	20	73	Kidderminster,	30
99	Brecon,	44	106	King's College,	50
71	Bridgenorth,	30	52	Leamington,	22
40	Bridgewater,	16, 76	18	Leeds General Infirmary,	8
45	Brighton,	18	87	Leeds Hospital for Women and Children,	36
7	Bristol General Hospital,	4	25	Leicester,	10
15	Bristol Royal Infirmary,	6	4	Lincoln,	2
110	Brompton (Consumption Hospital),	52	88	Liverpool Ear and Eye Infirmary,	36
74	Buxton Bath Charity,	30	14	Liverpool Northern Hospital,	6
3	Cambridge,	2	13	Liverpool Royal Infirmary,	6
32	Canterbury,	14, 76	8	Liverpool Southern Hospital,	4
94	Cardiff,	42	100	London Hospital,	48
9	Carlisle County Infirmary,	4, 76	109	London Fever Hospital,	52
92	Carlisle Dispensary,	38	1	Lynn,	2, 76
95	Carmarthen,	42	80	Maidstone General Hospital,	32
117	Charing Cross,	56	89	Maidstone Ophthalmic Hospital,	36
63	Cheltenham,	26	90	Manchester Hospital for Sick Children,	36
26	Chester,	12	66	Manchester Royal Infirmary,	28
48	Chichester,	20	81	Manchester St Mary's Hospital,	34
56	Colchester,	24	107	Metropolitan Free Hospital,	50
82	Coventry,	34		METROPOLITAN HOSPITALS,	48
10	Derby,	4	67	Newark,	28
33	Dorchester,	14	91	Newcastle Dispensary,	38
75	Dover,	30	17	Newcastle Infirmary,	8
101	"Dreadnought,"	48	21	Northampton,	10
34	Durham,	14	2	Norwich,	2
	ENGLAND, HOSPITALS OF,	2	47	Oxford,	20
12	Etruria,	6	83	Peterborough,	34
19	Exeter,	8	20	Plymouth,	8
50	Gloucester,	20	22	Portsmouth,	10
69	Gravesend,	28	37	Reading,	16
108	Great Northern,	52			
116	Guy's,	56			

No.	HOSPITAL.	PAGE	No.	HOSPITAL.	PAGE
102	Royal Free Hospital,	48	93	Swansea,	42
64	Ryde,	26	41	Taunton,	18, 76
77	Salford and Pendleton Royal Hos- pital,	32	79	Teignmouth, Dawlish, and Newton Infirmary,	32
24	Salisbury,	10	59	Torquay,	24
113	Samaritan Free Hospital,	54	23	Truro,	10
31	Sheffield General Infirmary, . . .	14, 76	111	Victoria Park (for Diseases of the Chest),	52
11	Shrewsbury,	6		WELSH HOSPITALS,	42
112	Sick Children (Great Ormond Street),	54	104	Westminster,	50
44	Southampton,	18	72	Weymouth,	30
115	St Bartholomew's,	54	38	Winchester,	16, 76
103	St George's,	48	62	Windsor,	26
105	St Mary's,	50	42	Wolverhampton,	18
46	Stafford,	20	114	Women, Hospital for,	54
58	Stamford,	24	16	Worcester,	8
60	Stockport,	24	53	Yarmouth,	22
78	Stratford-on-Avon,	32	27	York,	12
70	Stroud,	28			
86	Sunderland,	36			

ERRATA.

- Page 10, last line, and page 11, first line, in Remarks, *for* "House-Surgeon. Apothecary," *read* "House-Surgeon Apothecary."
- " 11, lines 9 and 10, *for* "House-Surgeon. Apothecary," *read* "House-Surgeon Apothecary."
- " 13, last line in Remarks, *for* "11," *read* "14."
- " 14, No. 23, Dorchester, sixth line, *for* "Out. In," *read* "In. Out."

Note.—No. 34, page 14, Halifax Infirmary and Dispensary. Two Nurses (or 1 to 15 Beds), and a Night Nurse when required. The Nurses are hard worked. The cubic space per bed allowed in the new part of the building is 1500 feet, but less in the old part.